


1. Appendix: LICENSED BAND SETUP PHOTOS(Conducted Test)

1) CONDUCTED RF MEASUREMENT SETUP (WWAN)


LICENSED BAND TEST PHOTO



LICENSED BAND TEST PHOTO(5G NR)




2) CONDUCTED RF MEASUREMENT SETUP (WWAN Stability)




2. Appendix: LICENSED BAND SETUP PHOTOS(Radiated Test)

1) RADIATED RF MEASUREMENT SETUP (BELOW 1 GHz, include WWAN Receiver mode)

BELOW 1 GHz FRONT TEST PHOTO




BELOW 1 GHz REAR TEST PHOTO



2) RADIATED RF MEASUREMENT SETUP (ABOVE 1 GHz)

ABOVE 1 GHz FRONT TEST PHOTO




ABOVE 1 GHz REAR TEST PHOTO




3) RADIATED RF MEASUREMENT SETUP (WWAN Receiver mode)

ABOVE 1 GHz FRONT TEST PHOTO




ABOVE 1 GHz REAR TEST PHOTO



4) RADIATED RF MEASUREMENT SET-UP (Axis)

Open_X AXIS PHOTO



Open_Y AXIS PHOTO



Open_Z AXIS PHOTO



Half_Folded_X AXIS PHOTO




Half_Folded_Y AXIS PHOTO




Half_Folded_Z AXIS PHOTO



Full_Folded_X AXIS PHOTO



Full_Folded Y AXIS PHOTO



Full_Folded Z AXIS PHOTO



5) **AC LINE CONDUCTED MEASUREMENT SETUP**

AC LINE CONDUCTED FRONT TEST PHOTO



AC LINE CONDUCTED REAR TEST PHOTO



END OF TEST PHOTO