CERTIFICATION TEST REPORT

Report Number. : 4791196642-E3V1

Applicant : SAMSUNG ELECTRONICS CO., LTD.
129 SAMSUNG-RO, YEONGTONG-GU, SUWON-SI,
GYEONGGI-DO, 16677, KOREA

Model : SC-55E, SCG28

FCC ID : A3LSMF956JPN

EUT Description : GSM/WCDMA/LTE/5G NR Phone + BT/BLE, DTS/UNII a/b/g/n/ac/ax, NFC, WPT and UWB.

Test Standard(s) : FCC 47 CFR PART 24 SUBPART E

Date Of Issue:
2024-05-31

Prepared by:
UL KOREA LTD.
26th floor, 152, Teheran-ro, Gangnam-gu Seoul, 06236, Korea

Suwon Test Site: UL KOREA LTD. Suwon Laboratory
218 Maeyeong-ro, Yeongtong-gu,
Suwon-si, Gyeonggi-do, 16675, Korea
TEL: (031) 337-9902
FAX: (031) 213-5433

IAS ACCREDITED Testing Laboratory TL-637

Revision History

Rev.	Issue Date	Revisions	Revised By
V1	2024-05-31	Initial issue	Yeonhee Lim

UL KOREA LTD. Suwon Laboratory FORM ID: FCC_24(05)
218 Maeyeong-ro, Yeongtong-gu, Suwon-si, Gyeonggi-do, 16675, Korea TEL: (031) 337-9902 FAX: (031) 213-5433
UL KOREA LTD. Confidential
This report shall not be reproduced except in full, without the written approval of UL KOREA LTD.

TABLE OF CONTENTS

1. ATTESTATION OF TEST RESULTS 4

2. TEST METHODOLOGY 5

3. FACILITIES AND ACCREDITATION 5

4. CALIBRATION AND UNCERTAINTY 6

4.1. MEASURING INSTRUMENT CALIBRATION 6
4.2. SAMPLE CALCULATION 6
4.3. MEASUREMENT UNCERTAINTY 6
4.4. DECISION RULE 6

5. EQUIPMENT UNDER TEST 7

5.1. DESCRIPTION OF EUT 7
5.2. MAXIMUM OUTPUT POWER 7
5.3. DESCRIPTION OF AVAILABLE ANTENNAS 8
5.4. WORST-CASE ORIENTATION 8
5.5. DESCRIPTION OF TEST SETUP 10

6. TEST AND MEASUREMENT EQUIPMENT 12

7. SUMMARY TABLE 13

8. CONDUCTED RESULTS 14

8.1. CONDUCTED OUTPUT POWER 14
8.1.1. CONDUCTED AVERAGE OUTPUT POWER 15
8.2. PEAK TO AVERAGE RATIO 19
8.2.1. CONDUCTED PEAK TO AVERAGE RESULT 20
8.3. OCCUPIED BANDWIDTH 22
8.3.1. OCCUPIED BANDWIDTH RESULT 24
8.4. BAND EDGE EMISSIONS 26
8.4.1. BAND EDGE RESULT 28
8.5. CONDUCTED SPURIOUS EMISSIONS 35
8.5.1. OUT OF BAND EMISSIONS RESULT 36
8.6. FREQUENCY STABILITY 38
8.6.1. FREQUENCY STABILITY RESULT 39

9. RADIATED RESULTS 41

9.1. RADIATED POWER (EIRP) 41
9.1.1. EIRP RESULT 42
9.2. RADIATIED SPURIOUS EMISSION 43
9.2.1. SPURIOUS RADIATION RESULT 44

UL KOREA LTD. Suwon Laboratory FORM ID: FCC_24(05)
218 Maeyeong-ro, Yeongtong-gu, Suwon-si, Gyeonggi-do, 16675, Korea TEL: (031) 337-9902 FAX: (031) 213-5433
UL KOREA LTD. Confidential
This report shall not be reproduced except in full, without the written approval of UL KOREA LTD.

1. ATTESTATION OF TEST RESULTS

COMPANY NAME:	SAMSUNG ELECTRONICS CO., LTD.
EUT DESCRIPTION:	GSM/WCDMA/LTE/5G NR Phone + BT/BLE, DTS/UNII a/b/g/n/ac/ax, NFC, WPT and UWB.
MODEL NUMBER:	SC-55E, SCG28
SERIAL NUMBER:	R3CX30KWQAL, R3CX30KWV3L (CONDUCTED); R3CX30KWTZA, R3CX30KWQJE (RADIATED);
DATE TESTED:	2024-04-29 - 2024-05-17;

APPLICABLE STANDARDS	
STANDARD	**TEST RESULTS**
FCC PART 24E	Complies

UL KOREA LTD. tested the above equipment in accordance with the requirements set forth in the above standards. All indications of Pass/Fail in this report are opinions expressed by UL KOREA LTD. based on interpretations and/or observations of test results. Measurement Uncertainties were not taken into account and are published for informational purposes only. The test results show that the equipment tested is capable of demonstrating compliance with the requirements as documented in this report.

Note: The results documented in this report apply only to the tested sample, under the conditions and Modes of operation as described herein. This document may not be altered or revised in any way unless done so by UL KOREA LTD. and all revisions are duly noted in the revisions section. Any alteration of this document not carried out by UL KOREA LTD. will constitute fraud and shall nullify the document. This report must not be used by the client to claim product certification, approval, or endorsement by IAS, any agency of the Federal Government, or any agency of any government.

Approved & Released For
UL KOREA LTD. By:

Seokhwan Hong
Suwon Lab Engineer
UL KOREA LTD.

Tested By:

Yeonhee Lim
Suwon Lab Engineer
UL KOREA LTD.

UL KOREA LTD. Suwon Laboratory FORM ID: FCC_24(05)
218 Maeyeong-ro, Yeongtong-gu, Suwon-si, Gyeonggi-do, 16675, Korea TEL: (031) 337-9902 FAX: (031) 213-5433
UL KOREA LTD. Confidential
This report shall not be reproduced except in full, without the written approval of UL KOREA LTD.

2. TEST METHODOLOGY

The tests documented in this report were performed in accordance with following methods.

1. FCC 47 CFR Part 2.
2. FCC 47 CFR Part 24.
3. ANSI TIA-603-E, 2016
4. ANSI C63.26, 2015
5. KDB 971168 D01 Power Meas License Digital Systems v03r01
6. KDB 971168 D02 Misc Rev Approv License Devices v02r02
7. KDB 412172 D01 Determining ERP and EIRP v01r01
8. KDB 648474 D03 Wireless Chargers Battery Cover v01r04

3. FACILITIES AND ACCREDITATION

The test sites and measurement facilities used to collect data are located at 218 Maeyeong-ro, Yeongtong-gu, Suwon-si, Gyeonggi-do,16675, Korea. Line conducted emissions are measured only at the 218 address. The following table identifies which facilities were utilized for radiated emission measurements documented in this report. Specific facilities are also identified in the test results sections.

218 Maeyeong-ro
☒ Chamber 1(3m semi-anechoic chamber)
☒ Chamber 2(3m semi-anechoic chamber)
☐ Chamber 3(3m semi-anechoic chamber)
☒ Chamber 4(3m Full-anechoic chamber)
☐ Chamber 5(3m Full-anechoic chamber)

UL KOREA LTD. is accredited by IAS, Laboratory Code TL-637. The full scope of accreditation can be viewed at https://www.iasonline.org/wp-content/uploads/2017/05/TL-637-cert-New.pdf.

UL KOREA LTD. Confidential
This report shall not be reproduced except in full, without the written approval of UL KOREA LTD.

4. CALIBRATION AND UNCERTAINTY

4.1. MEASURING INSTRUMENT CALIBRATION

The measuring equipment utilized to perform the tests documented in this report has been calibrated in accordance with the manufacturer's recommendations, and is traceable to recognized national standards.

4.2. SAMPLE CALCULATION

Where relevant, the following sample calculation is provided:

EIRP = SG reading with EUT worst orientation (dBm) – cable loss(between the SG and substitution antenna) + Substitution Antenna Factor (dBi)

4.3. MEASUREMENT UNCERTAINTY

Where relevant, the following measurement uncertainty levels have been estimated for tests performed on the apparatus:

PARAMETER	UNCERTAINTY
Conducted Disturbance, 0.15 to 30 MHz	2.79 dB
Radiated Disturbance, 9 kHz to 30 MHz	1.69 dB
Radiated Disturbance, 30 MHz to 1 GHz	4.07 dB
Radiated Disturbance, 1 GHz to 18 GHz	4.99 dB
Radiated Disturbance, Above 18 GHz	5.96 dB

Uncertainty figures are valid to a confidence level of 95%.

4.4. DECISION RULE

Decision rule for statement(s) of conformity is based on Clause 4.3.3 in IEC Guide 115:2023.

UL KOREA LTD. Suwon Laboratory FORM ID: FCC_24(05)
218 Maeyeong-ro, Yeongtong-gu, Suwon-si, Gyeonggi-do, 16675, Korea TEL: (031) 337-9902 FAX: (031) 213-5433
UL KOREA LTD. Confidential
This report shall not be reproduced except in full, without the written approval of UL KOREA LTD.

5. EQUIPMENT UNDER TEST

5.1. DESCRIPTION OF EUT

The EUT is a GSM/WCDMA/LTE/5G NR Phone + BT/BLE, DTS/UNII a/b/g/n/ac/ax, NFC, WPT and UWB. This test report addresses the WWAN operational mode.

Representative model	Difference	Derivative model
		SCG28
SC-55E	Hardware	Same as SC-55E
	Software	Different UI

The model SC-55E was used for final testing and is representative of the test results in this report.

5.2. MAXIMUM OUTPUT POWER

The transmitter has a maximum average radiated EIRP output powers as follows:
Radiated samples were tested to a higher power than conducted resulting in radiated EIRP greater than conducted measurements.

GSM

FCC Part 24							
Band	ANT	Frequency Range [MHz]	Modulation	Conducted		Radiated	
				Avg [dBm]	Avg [mW]	Avg [dBm]	Avg [mW]
GSM 1900	B	1850.20 ~ 1909.80	GPRS	**30.41**	**1099.01**	**30.35**	1083.93
			EGPRS	26.56	452.90	27.19	523.60

LTE Band 2

FCC Part 24								
Band	ANT	Frequency Range [MHz]	BandWidth [MHz]	Modulation	Conducted		Radiated	
					Avg [dBm]	Avg [mW]	Avg [dBm]	Avg [mW]
Band 2	B	1860.00 ~ 1900.00	20	QPSK	23.98	250.03	25.18	329.61
				16QAM	23.60	229.09	24.53	283.79
				64QAM	22.55	179.89		
				256QAM	19.23	83.75		
		1857.50 ~ 1902.50	15	QPSK	24.08	255.86	**25.52**	**356.45**
				16QAM	23.31	214.29	24.37	273.53
				64QAM	22.28	169.04		
				256QAM	19.24	83.95		
		1855.00 ~ 1905.00	10	QPSK	24.04	253.51	25.49	354.00
				16QAM	23.63	230.67	24.48	280.54
				64QAM	22.27	168.66		
				256QAM	19.19	82.99		
		1852.50 ~ 1907.50	5	QPSK	**24.15**	**260.02**	25.31	339.63
				16QAM	23.55	226.46	24.48	280.54
				64QAM	22.42	174.58		
				256QAM	19.31	85.31		
		1851.50 ~ 1908.50	3	QPSK	**24.15**	**260.02**	25.30	338.84
				16QAM	23.55	226.46	24.42	276.69
				64QAM	22.42	174.58		
				256QAM	19.42	87.50		
		1850.70 ~ 1909.30	1.4	QPSK	24.00	251.19	25.25	334.97
				16QAM	23.19	208.45	24.29	268.53
				64QAM	22.28	169.04		
				256QAM	19.21	83.37		

UL KOREA LTD. Suwon Laboratory FORM ID: FCC_24(05)
218 Maeyeong-ro, Yeongtong-gu, Suwon-si, Gyeonggi-do, 16675, Korea TEL: (031) 337-9902 FAX: (031) 213-5433
UL KOREA LTD. Confidential
This report shall not be reproduced except in full, without the written approval of UL KOREA LTD.

5.3. DESCRIPTION OF AVAILABLE ANTENNAS

The radio utilizes a internal antenna for the supported bands with a maximum peak gain as follow:

Frequency (MHz)	ANT	Peak Gain (dBi)
GSM1900 / LTE Band 2 1850 - 1910 MHz	B	-2.0

5.4. WORST-CASE ORIENTATION

Following Modes should be considered as worst-case scenario for all other measurements.

- GSM GPRS/EGPRS
  The worst-case scenario for all measurements is based on the average conducted output power measurement investigation results. Output power measurements were measured on GPRS and EGPRS modulations. It was found GPRS results were worst case.

- LTE Band 2
  The worst-case scenario for all measurements is based on the average conducted output power measurement investigation results. Output power measurements were measured on QPSK, 16QAM, 64QAM modulations. It was found QPSK and 16QAM results were worst case.

Test Item	Test case antenna & port
Conducted output power	All
RF port test	All (Worst case reported)
EIRP	All
Radiated Spurious Emissions	All

- Conducted Spurious Emission

Highest conducted output power setting for each bands					
LTE Band	**ANT**	**Frequency (MHz)**	**Bandwidth (MHz)**	**RB size**	**RB offset**
2	B	1852.50	5	1	12
		1880.00		1	12
		1905.00		1	12

- Radiated Spurious Emission

Highest EIRP setting for each bands					
LTE Band	**ANT**	**Frequency (MHz)**	**Bandwidth (MHz)**	**RB size**	**RB offset**
2	B	1857.50	15	1	74
		1880.00		1	74
		1902.50		1	37

UL KOREA LTD. Suwon Laboratory FORM ID: FCC_24(05)
218 Maeyeong-ro, Yeongtong-gu, Suwon-si, Gyeonggi-do, 16675, Korea TEL: (031) 337-9902 FAX: (031) 213-5433
UL KOREA LTD. Confidential
This report shall not be reproduced except in full, without the written approval of UL KOREA LTD.

The fundamental and radiated spurious emission were investigated in three orthogonal orientations X, Y and Z, it was determined that below orientation was worst-case orientation for each band.

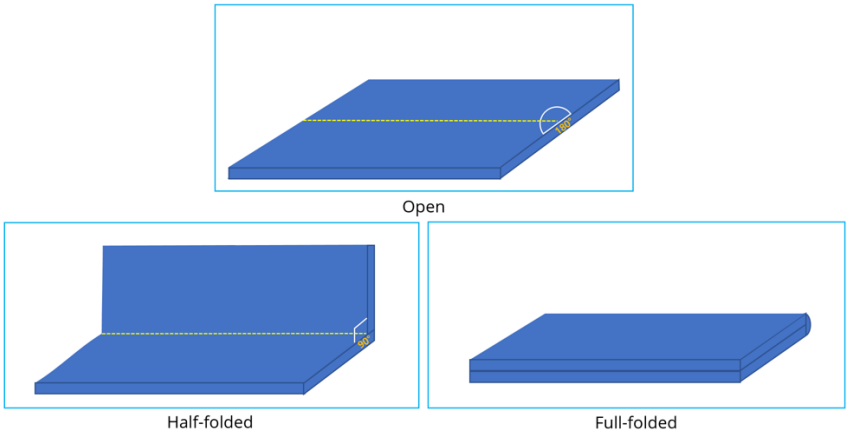

Band	ANT	EIRP			RSE		
		X	Y	Z	X	Y	Z
GSM 1900	B	Open	-	-	-	Half-folded	-
LTE B2	B	Open	-	-	Half-folded	-	-

Note1 : For the radiated spurious testing, the EUT attached with travel adapter for the worst case condition. The EUT is continuously communicated with the call box during the tests.

Note2 : The EUT supported wireless charging capability. For the radiated spurious testing were performed on wireless charging pad. The worst case is shown in this report.

Note3 : Antenna switching-related actions according to foldable conditions were force operated and tested in factory mode.

UL KOREA LTD. Suwon Laboratory FORM ID: FCC_24(05)
218 Maeyeong-ro, Yeongtong-gu, Suwon-si, Gyeonggi-do, 16675, Korea TEL: (031) 337-9902 FAX: (031) 213-5433
UL KOREA LTD. Confidential
This report shall not be reproduced except in full, without the written approval of UL KOREA LTD.

5.5. DESCRIPTION OF TEST SETUP

SUPPORT EQUIPMENT

Support Equipment List				
Description	**Manufacture**	**Model**	**Serial Number**	**FCC ID**
Charger	SAMSUNG	EP-TA800	R37N9QP4R69DK3	N/A
Data Cable	SAMSUNG	EP-DN980	GH39-02117A	N/A
Wireless Charger	SAMSUNG	EP-N5200	RF7T20401XMCIS	A3LEPN5200
Wireless Charger	SAMSUNG	EP-P5400	RF7W800BH1CWSB	A3LEPP5400

I/O CABLE

I/O Cable List						
Cable No.	**Port**	**# of identical ports**	**Connector Type**	**Cable Type**	**Cable Length (m)**	**Remarks**
1	DC Power	1	C Type	Shielded	1.0 m	N/A

TEST SETUP

The EUT is continuously communicated with the call box during the tests.

UL KOREA LTD. Suwon Laboratory FORM ID: FCC_24(05)
218 Maeyeong-ro, Yeongtong-gu, Suwon-si, Gyeonggi-do, 16675, Korea TEL: (031) 337-9902 FAX: (031) 213-5433
UL KOREA LTD. Confidential
This report shall not be reproduced except in full, without the written approval of UL KOREA LTD.

SETUP DIAGRAM FOR TESTS (CONDUCTED TEST SETUP)



SETUP DIAGRAM FOR TESTS (RADIATED TEST SETUP)

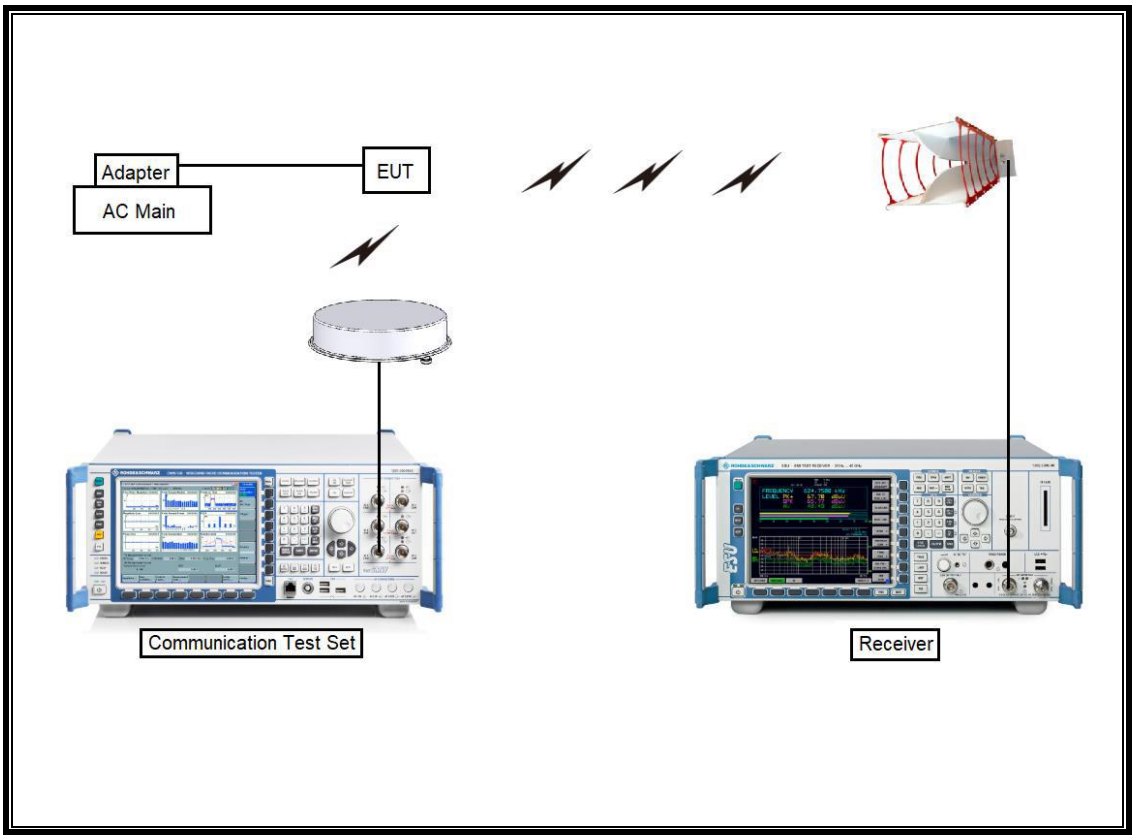

UL KOREA LTD. Suwon Laboratory FORM ID: FCC_24(05)
218 Maeyeong-ro, Yeongtong-gu, Suwon-si, Gyeonggi-do, 16675, Korea TEL: (031) 337-9902 FAX: (031) 213-5433
UL KOREA LTD. Confidential
This report shall not be reproduced except in full, without the written approval of UL KOREA LTD.

6. TEST AND MEASUREMENT EQUIPMENT

The following test and measurement equipment was utilized for the tests documented in this report:

Test Equipment List				
Description	**Manufacturer**	**Model**	**S/N**	**Cal Due**
Antenna, Tuned Dipole 400~1000 MHz	ETS	3121D DB4	00164753	2025-01-17
Directional Antenna	Cobham	FPA3-0.8-6.0R/1329	110367-0003	N/A
Directional Antenna	Cobham	FPA3-0.8-6.0R/1329	80108-0004	N/A
Antenna, Horn, 40 GHz	ETS	3116C	00166155	2024-08-02
Antenna, Horn, 40 GHz	ETS	3116C	00168645	2025-10-05
Preamplifier	ETS	3115-PA	00167475	2024-07-25
Preamplifier	ETS	3116C-PA	00168841	2024-07-25
Antenna, Bilog, 30MHz-1GHz	SCHWARZBECK	VULB9163	750	2024-08-15
Antenna, Bilog, 30MHz-1GHz	SCHWARZBECK	VULB9163	845	2024-08-15
Antenna, Bilog, 30MHz-1GHz	SCHWARZBECK	VULB9163	749	2024-08-15
Antenna, Horn, 18 GHz	ETS	3115	00167211	2024-08-04
Antenna, Horn, 18 GHz	ETS	3115	00161451	2024-08-21
Antenna, Horn, 18 GHz	ETS	3117	00168724	2024-08-04
Antenna, Horn, 18 GHz	ETS	3117	00168717	2024-08-21
Communications Test Set	R&S	CMW500	169797	2024-07-23
DC Power Supply	Agilent / HP	E3640A	MY54226395	2024-07-24
Preamplifier, 1000 MHz	Sonoma	310N	341282	2024-07-24
Preamplifier, 1000 MHz	Sonoma	310N	370599	2024-07-24
Preamplifier, 1000 MHz	Sonoma	310N	351741	2024-07-24
Preamplifier, 18 GHz	Miteq	AFS42-00101800-25-S-42	2029169	2024-07-24
Preamplifier, 18 GHz	Miteq	AFS42-00101800-25-S-42	1896138	2024-07-25
Spectrum Analyzer, 44 GHz	Agilent / HP	N9030A	MY54170614	2024-07-25
Spectrum Analyzer, 44 GHz	Agilent / HP	N9030A	MY54490312	2024-07-24
Spectrum Analyzer, 44 GHz	KEYSIGHT	N9030B	MY57143717	2024-07-24
EMI Test Receive, 40 GHz	R&S	ESU40	100439	2024-07-23
EMI Test Receive, 40 GHz	R&S	ESU40	100457	2024-07-24
High Pass Filter 1.2GHz	Micro-Tronics	HPM50108-02	G005	2024-07-23
High Pass Filter 1.2GHz	Micro-Tronics	HPM50108-02	G006	2024-07-23
High Pass Filter 2.8GHz	Micro-Tronics	HPM50111-02	010	2024-07-24
High Pass Filter 2.8GHz	Micro-Tronics	HPM50111-02	011	2024-07-24
High Pass Filter 4GHz	Micro-Tronics	HPM50118-02	G001	2024-07-24
High Pass Filter 4GHz	Micro-Tronics	HPM50118-02	G002	2024-07-24
Attenuator	PASTERNACK	PE7087-10	A009	2024-07-24
Attenuator	PASTERNACK	PE7087-10	A001	2024-07-24
Attenuator	PASTERNACK	PE7087-10	A008	2024-07-27
Attenuator	PASTERNACK	PE7004-10	2	2024-07-23
Attenuator	PASTERNACK	PE7395-10	A011	2024-07-25
Antenna, Loop, 9kHz-30MHz	R&S	HFH2-Z2	100418	2025-09-06
Temperature Chamber	ESPEC	SH-642	93001109	2024-07-24
Power Splitter	MINI-CIRCUITS	WA1534	UL003	2025-01-02
Power Splitter	MINI-CIRCUITS	WA1534	UL004	2025-01-02
UXM 5G Wireless Test Platform	KEYSIGHT	E7515B	MY57510655	2025-01-03

UL Software			
Description	**Manufacturer**	**Model**	**Version**
Antenna port test software	UL	CLT	Ver 3.4
Radiated software	UL	UL EMC	Ver 9.5
Antenna port test software (5G NR FR1)	UL	UL iM	Ver 1.06

UL KOREA LTD. Confidential
This report shall not be reproduced except in full, without the written approval of UL KOREA LTD.

7. SUMMARY TABLE

FCC Part Section	Test Description	Test Limit	Test Condition	Test Results
2.1046	Conducted Output Power	N/A	Conducted	Pass
2.1049	Occupied Bandwidth (99%)	N/A		Pass
24.238(a)	Conducted Band Edge / Conducted Spurious Emission	-13 dBm		Pass
24.235	Frequency Stability	2.5 ppm		Pass
24.232(c)	Effective Isotropic Radiated Power	33 dBm	Radiated	Pass
24.238(a)	Radiated Spurious Emission	-13 dBm		Pass

UL KOREA LTD. Suwon Laboratory FORM ID: FCC_24(05)
218 Maeyeong-ro, Yeongtong-gu, Suwon-si, Gyeonggi-do, 16675, Korea TEL: (031) 337-9902 FAX: (031) 213-5433
UL KOREA LTD. Confidential
This report shall not be reproduced except in full, without the written approval of UL KOREA LTD.

8. CONDUCTED RESULTS

8.1. CONDUCTED OUTPUT POWER

Test Procedure

Per KDB 971168 D01 Power Meas License Digital Systems v03r01;

The transmitter output was connected CMW500 Test Set and configured to operate at maximum power.

RESULTS

See the following pages.

UL KOREA LTD. Suwon Laboratory FORM ID: FCC_24(05)
218 Maeyeong-ro, Yeongtong-gu, Suwon-si, Gyeonggi-do, 16675, Korea TEL: (031) 337-9902 FAX: (031) 213-5433
UL KOREA LTD. Confidential
This report shall not be reproduced except in full, without the written approval of UL KOREA LTD.

8.1.1. CONDUCTED AVERAGE OUTPUT POWER

GSM 1900 (ANT B)

Mode	Coding Scheme	Time Slots	Maximum Average Power (dBm)			
			Measured		Tune~up Limit	
			Burst Pwr	Frame Pwr	Burst Pwr	Frame Pwr
GSM (Voice)	CS1	1	29.12	19.93	30.5	21.5
			29.73	20.54		
			29.75	20.56		
GPRS (GMSK)	CS1	1	29.11	19.92	30.5	21.5
			30.41	21.22		
			30.34	21.15		
		2	27.44	21.26	29.0	23.0
			27.73	21.55		
			27.78	21.60		
		3	27.09	22.67	27.5	23.2
			25.24	20.82		
			25.23	20.81		
		4	24.60	21.43	25.5	22.5
			24.53	21.36		
			24.49	21.32		
EGPRS (8PSK)	MCS5	1	24.83	15.64	27.0	18.0
			26.56	17.37		
			26.56	17.37		
		2	23.47	17.29	25.0	19.0
			23.63	17.45		
			23.59	17.41		
		3	22.09	17.67	23.0	18.7
			21.43	17.01		
			21.42	17.00		
		4	20.33	17.16	22.0	19.0
			21.17	18.00		
			21.21	18.04		

UL KOREA LTD. Suwon Laboratory FORM ID: FCC_24(05)
218 Maeyeong-ro, Yeongtong-gu, Suwon-si, Gyeonggi-do, 16675, Korea TEL: (031) 337-9902 FAX: (031) 213-5433
UL KOREA LTD. Confidential
This report shall not be reproduced except in full, without the written approval of UL KOREA LTD.

LTE Band 2 (ANT B)

BW (MHz)	Mode	RB Allocation	RB offset	Maximum Average Power (dBm)				
				Measured Pwr (dBm)			MPR	Tune-up Limit
				18700	18900	19100		
				1860.00 MHz	1880.00 MHz	1900.00 MHz		
20 MHz	QPSK	1	0	23.98	23.91	23.95	0.0	25.0
		1	49	23.95	23.88	23.85	0.0	25.0
		1	99	23.91	23.87	23.97	0.0	25.0
		50	0	22.97	22.99	22.95	1.0	24.0
		50	24	23.04	23.03	22.91	1.0	24.0
		50	50	23.03	22.97	22.95	1.0	24.0
		100	0	23.01	22.97	22.93	1.0	24.0
	16QAM	1	0	23.36	23.40	23.11	1.0	24.0
		1	49	23.60	23.37	23.12	1.0	24.0
		1	99	23.29	23.30	23.06	1.0	24.0
		50	0	21.93	21.97	21.98	2.0	23.0
		50	24	22.07	22.05	22.05	2.0	23.0
		50	50	21.97	22.01	21.99	2.0	23.0
		100	0	22.01	22.04	21.92	2.0	23.0
	64QAM	1	0	22.36	22.40	22.10	2.0	23.0
		1	49	22.55	22.14	22.11	2.0	23.0
		1	99	22.36	22.22	22.04	2.0	23.0
		50	0	20.96	20.93	21.02	3.0	22.0
		50	24	21.05	21.05	20.97	3.0	22.0
		50	50	21.02	21.00	20.99	3.0	22.0
		100	0	21.04	20.98	20.90	3.0	22.0
	256QAM	1	0	19.02	19.07	19.04	5.0	20.0
		1	49	19.23	19.17	19.17	5.0	20.0
		1	99	19.13	19.14	19.08	5.0	20.0
		50	0	18.94	18.91	18.94	5.0	20.0
		50	24	19.02	19.02	18.98	5.0	20.0
		50	50	19.00	18.99	18.95	5.0	20.0
		100	0	18.98	19.04	18.92	5.0	20.0
BW (MHz)	Mode	RB Allocation	RB offset	Measured Pwr (dBm)			MPR	Tune-up Limit
				18675	18900	19125		
				1857.50 MHz	1880.00 MHz	1902.50 MHz		
15 MHz	QPSK	1	0	23.90	23.84	23.87	0.0	25.0
		1	37	23.99	23.92	23.92	0.0	25.0
		1	74	24.08	23.94	23.83	0.0	25.0
		36	0	23.04	22.87	22.88	1.0	24.0
		36	20	23.06	22.93	22.86	1.0	24.0
		36	39	22.99	22.94	22.86	1.0	24.0
		75	0	22.99	22.93	22.86	1.0	24.0
	16QAM	1	0	23.24	23.31	22.95	1.0	24.0
		1	37	23.22	23.23	23.13	1.0	24.0
		1	74	23.05	23.20	23.09	1.0	24.0
		36	0	22.11	21.94	21.91	2.0	23.0
		36	20	22.06	21.92	21.92	2.0	23.0
		36	39	22.04	21.99	21.97	2.0	23.0
		75	0	22.05	22.01	21.91	2.0	23.0
	64QAM	1	0	22.05	22.27	21.97	2.0	23.0
		1	37	22.27	22.22	22.28	2.0	23.0
		1	74	22.21	22.15	22.09	2.0	23.0
		36	0	21.07	21.00	20.92	3.0	22.0
		36	20	21.09	20.91	20.94	3.0	22.0
		36	39	20.96	20.96	20.96	3.0	22.0
		75	0	21.03	21.01	20.90	3.0	22.0
	256QAM	1	0	19.00	18.82	19.11	5.0	20.0
		1	37	19.23	19.24	19.04	5.0	20.0
		1	74	19.02	19.02	18.99	5.0	20.0
		36	0	19.07	18.96	18.94	5.0	20.0
		36	20	19.06	18.98	18.84	5.0	20.0
		36	39	19.02	18.97	18.92	5.0	20.0
		75	0	18.98	18.92	18.87	5.0	20.0

UL KOREA LTD. Suwon Laboratory FORM ID: FCC_24(05)
218 Maeyeong-ro, Yeongtong-gu, Suwon-si, Gyeonggi-do, 16675, Korea TEL: (031) 337-9902 FAX: (031) 213-5433
UL KOREA LTD. Confidential
This report shall not be reproduced except in full, without the written approval of UL KOREA LTD.

BW (MHz)	Mode	RB Allocation	RB offset	Measured Pwr (dBm)			MPR	Tune-up Limit
				18650	18900	19150		
				1855.00 MHz	1880.00 MHz	1905.00 MHz		
10 MHz	QPSK	1	0	23.94	23.85	23.81	0.0	25.0
		1	25	24.04	23.96	23.90	0.0	25.0
		1	49	23.95	23.87	23.74	0.0	25.0
		25	0	23.03	22.94	22.93	1.0	24.0
		25	12	23.08	22.97	22.98	1.0	24.0
		25	25	23.01	23.00	22.99	1.0	24.0
		50	0	22.94	22.91	22.82	1.0	24.0
	16QAM	1	0	23.34	23.63	23.27	1.0	24.0
		1	25	23.20	23.37	23.10	1.0	24.0
		1	49	23.18	23.24	23.27	1.0	24.0
		25	0	22.09	21.98	21.94	2.0	23.0
		25	12	22.11	21.96	22.05	2.0	23.0
		25	25	22.12	22.05	22.04	2.0	23.0
		50	0	22.13	22.04	21.99	2.0	23.0
	64QAM	1	0	22.11	22.11	21.98	2.0	23.0
		1	25	22.27	22.27	21.97	2.0	23.0
		1	49	22.04	21.98	22.16	2.0	23.0
		25	0	21.12	20.99	20.91	3.0	22.0
		25	12	21.09	20.94	21.05	3.0	22.0
		25	25	21.03	21.02	21.03	3.0	22.0
		50	0	21.05	20.99	20.96	3.0	22.0
	256QAM	1	0	19.19	18.94	19.10	5.0	20.0
		1	25	19.19	18.94	19.10	5.0	20.0
		1	49	18.98	19.13	18.96	5.0	20.0
		25	0	19.01	18.86	18.97	5.0	20.0
		25	12	19.06	18.99	19.06	5.0	20.0
		25	25	19.00	18.98	18.99	5.0	20.0
		50	0	19.04	18.99	18.99	5.0	20.0

BW (MHz)	Mode	RB Allocation	RB offset	Measured Pwr (dBm)			MPR	Tune-up Limit
				18625	18900	19175		
				1852.50 MHz	1880.00 MHz	1907.50 MHz		
5 MHz	QPSK	1	0	23.97	23.86	23.84	0.0	25.0
		1	12	**24.15**	24.05	23.96	0.0	25.0
		1	24	24.07	23.96	23.82	0.0	25.0
		12	0	23.03	22.90	22.85	1.0	24.0
		12	7	23.11	23.02	23.03	1.0	24.0
		12	13	23.06	23.01	22.95	1.0	24.0
		25	0	23.06	22.96	22.98	1.0	24.0
	16QAM	1	0	23.40	23.43	23.48	1.0	24.0
		1	12	23.55	23.45	23.30	1.0	24.0
		1	24	23.42	23.28	23.14	1.0	24.0
		12	0	22.11	22.03	21.95	2.0	23.0
		12	7	22.16	22.15	22.14	2.0	23.0
		12	13	22.18	22.11	22.03	2.0	23.0
		25	0	22.11	21.98	21.95	2.0	23.0
	64QAM	1	0	22.20	22.17	21.93	2.0	23.0
		1	12	22.42	22.40	22.38	2.0	23.0
		1	24	22.24	22.10	22.25	2.0	23.0
		12	0	21.03	20.86	20.89	3.0	22.0
		12	7	21.20	21.02	21.02	3.0	22.0
		12	13	21.07	21.04	20.99	3.0	22.0
		25	0	21.09	21.01	20.93	3.0	22.0
	256QAM	1	0	19.24	18.80	19.00	5.0	20.0
		1	12	19.19	19.31	19.31	5.0	20.0
		1	24	18.96	19.03	19.02	5.0	20.0
		12	0	18.99	18.87	18.92	5.0	20.0
		12	7	19.03	19.06	19.02	5.0	20.0
		12	13	19.05	19.02	18.95	5.0	20.0
		25	0	19.10	18.94	18.90	5.0	20.0

UL KOREA LTD. Confidential
This report shall not be reproduced except in full, without the written approval of UL KOREA LTD.

BW (MHz)	Mode	RB Allocation	RB offset	Measured Pwr (dBm)			MPR	Tune-up Limit
				18615	18900	19185		
				1851.50 MHz	1880.00 MHz	1908.50 MHz		
3 MHz	QPSK	1	0	23.88	23.90	23.81	0.0	25.0
		1	8	**24.15**	24.01	23.99	0.0	25.0
		1	14	24.06	23.91	23.97	0.0	25.0
		8	0	23.03	22.89	22.79	1.0	24.0
		8	4	23.07	22.99	22.84	1.0	24.0
		8	7	23.07	22.98	23.01	1.0	24.0
		15	0	23.07	22.98	22.89	1.0	24.0
	16QAM	1	0	23.32	23.27	23.29	1.0	24.0
		1	8	23.60	23.37	23.39	1.0	24.0
		1	14	23.33	23.34	23.18	1.0	24.0
		8	0	22.09	21.91	21.91	2.0	23.0
		8	4	22.17	22.06	21.98	2.0	23.0
		8	7	22.18	22.09	22.05	2.0	23.0
		15	0	22.13	22.06	21.97	2.0	23.0
	64QAM	1	0	22.43	21.95	21.97	2.0	23.0
		1	8	22.55	22.29	22.34	2.0	23.0
		1	14	22.24	22.11	21.92	2.0	23.0
		8	0	21.06	20.91	20.95	3.0	22.0
		8	4	21.16	21.21	21.05	3.0	22.0
		8	7	21.18	21.02	21.06	3.0	22.0
		15	0	21.15	21.00	20.91	3.0	22.0
	256QAM	1	0	19.10	18.86	18.89	5.0	20.0
		1	8	19.17	19.42	19.01	5.0	20.0
		1	14	19.30	19.05	19.17	5.0	20.0
		8	0	19.00	18.90	18.95	5.0	20.0
		8	4	19.05	19.09	18.94	5.0	20.0
		8	7	19.14	19.01	18.98	5.0	20.0
		15	0	19.06	19.04	18.88	5.0	20.0

BW (MHz)	Mode	RB Allocation	RB offset	Measured Pwr (dBm)			MPR	Tune-up Limit
				18607	18900	19193		
				1850.70 MHz	1880.00 MHz	1909.30 MHz		
1.4 MHz	QPSK	1	0	23.96	23.85	23.86	0.0	25.0
		1	3	23.94	23.83	23.85	0.0	25.0
		1	5	23.94	23.88	23.83	0.0	25.0
		3	0	23.98	23.89	23.88	0.0	25.0
		3	1	23.98	23.91	23.81	0.0	25.0
		3	3	24.00	23.89	23.85	0.0	25.0
		6	0	22.99	22.94	22.89	1.0	24.0
	16QAM	1	0	23.19	23.08	23.10	1.0	24.0
		1	3	23.13	23.13	23.13	1.0	24.0
		1	5	23.16	23.08	23.05	1.0	24.0
		3	0	23.09	22.97	23.02	1.0	24.0
		3	1	23.13	22.98	22.96	1.0	24.0
		3	3	23.11	23.00	23.04	1.0	24.0
		6	0	22.09	21.97	22.00	2.0	23.0
	64QAM	1	0	22.28	21.88	22.28	2.0	23.0
		1	3	22.23	22.13	22.23	2.0	23.0
		1	5	22.10	22.15	22.07	2.0	23.0
		3	0	22.18	22.05	21.99	2.0	23.0
		3	1	22.05	22.07	21.95	2.0	23.0
		3	3	22.12	22.22	21.97	2.0	23.0
		6	0	21.08	21.02	20.94	3.0	22.0
	256QAM	1	0	19.21	19.11	18.96	5.0	20.0
		1	3	19.08	19.11	19.04	5.0	20.0
		1	5	19.09	19.03	18.93	5.0	20.0
		3	0	19.00	19.03	18.95	5.0	20.0
		3	1	19.07	18.98	18.84	5.0	20.0
		3	3	18.92	19.01	18.97	5.0	20.0
		6	0	19.16	18.93	19.00	5.0	20.0

UL KOREA LTD. Suwon Laboratory FORM ID: FCC_24(05)
218 Maeyeong-ro, Yeongtong-gu, Suwon-si, Gyeonggi-do, 16675, Korea TEL: (031) 337-9902 FAX: (031) 213-5433
UL KOREA LTD. Confidential
This report shall not be reproduced except in full, without the written approval of UL KOREA LTD.

8.2. PEAK TO AVERAGE RATIO

Test Procedure

Per KDB 971168 D01 Power Meas License Digital Systems v03r01;

The transmitter output was connected CMW500 Test Set and configured to operate at maximum power. The PAR were measured on the Spectrum Analyzer.

Test Spec

In addition, when the transmitter power is measured in terms of average value, the peak-to-average ratio of the power shall not exceed 13 dB.

RESULTS

See the following pages.

UL KOREA LTD. Suwon Laboratory FORM ID: FCC_24(05)
218 Maeyeong-ro, Yeongtong-gu, Suwon-si, Gyeonggi-do, 16675, Korea TEL: (031) 337-9902 FAX: (031) 213-5433
UL KOREA LTD. Confidential
This report shall not be reproduced except in full, without the written approval of UL KOREA LTD.

8.2.1. CONDUCTED PEAK TO AVERAGE RESULT

GSM

GSM 1900	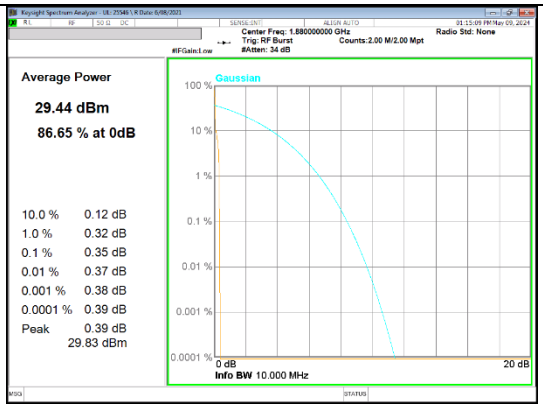 GPRS Mid channel	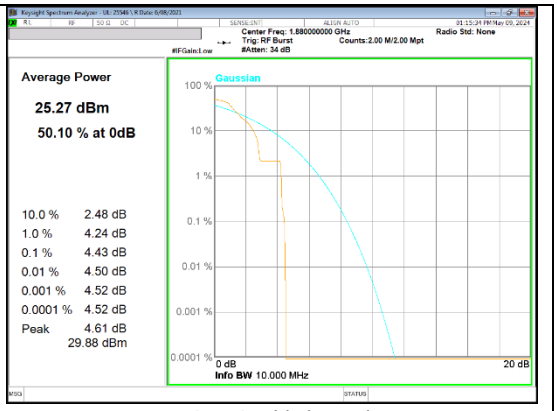 EGPRS Mid channel

LTE Band 2

20 MHz	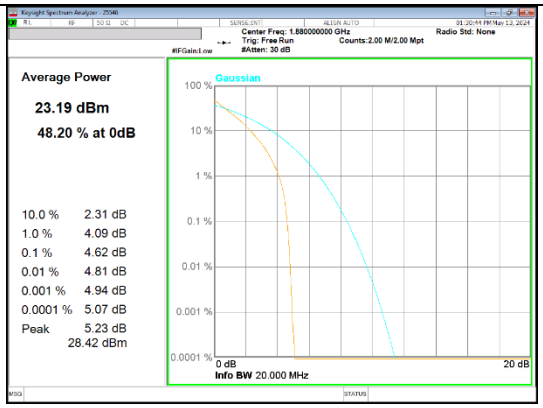 QPSK Mid channel	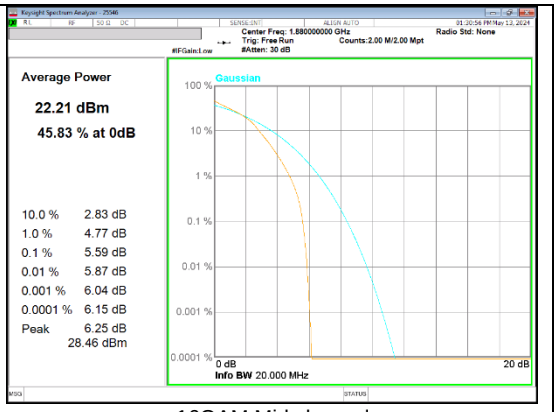 16QAM Mid channel
15 MHz	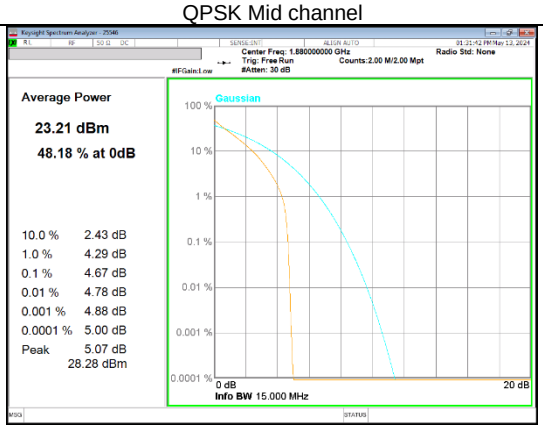 QPSK Mid channel	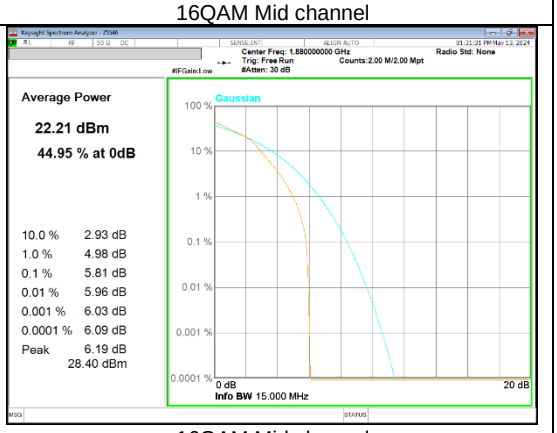 16QAM Mid channel

UL KOREA LTD. Suwon Laboratory FORM ID: FCC_24(05)
218 Maeyeong-ro, Yeongtong-gu, Suwon-si, Gyeonggi-do, 16675, Korea TEL: (031) 337-9902 FAX: (031) 213-5433
UL KOREA LTD. Confidential
This report shall not be reproduced except in full, without the written approval of UL KOREA LTD.

10 MHz	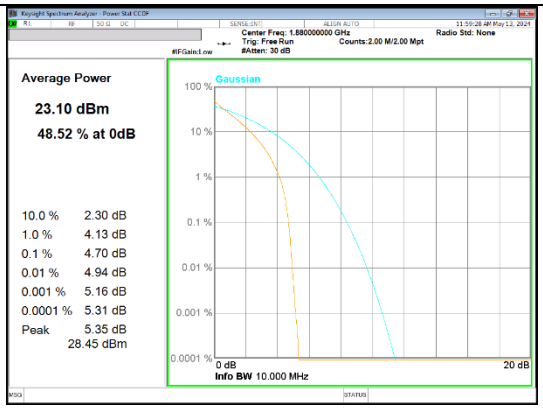 QPSK Mid channel	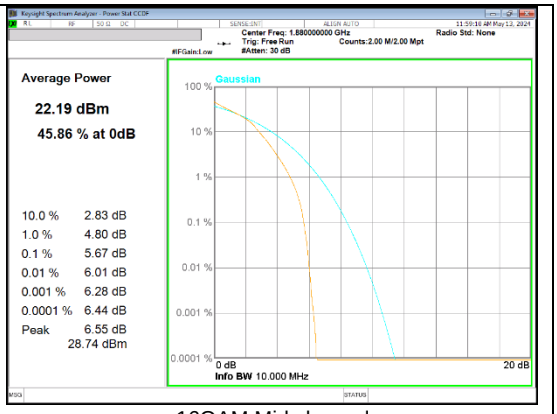 16QAM Mid channel
5 MHz	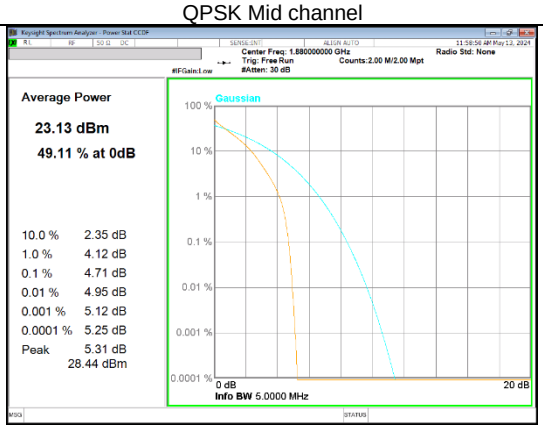 QPSK Mid channel	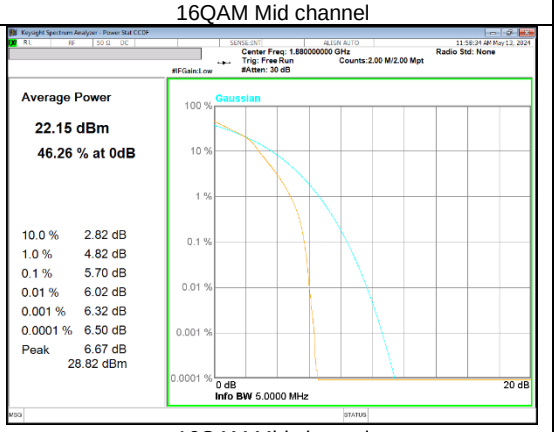 16QAM Mid channel
3 MHz	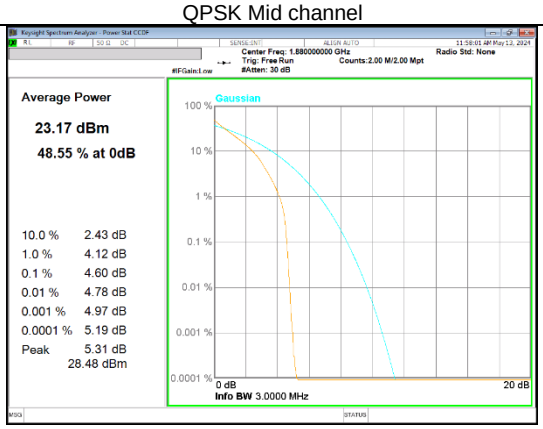 QPSK Mid channel	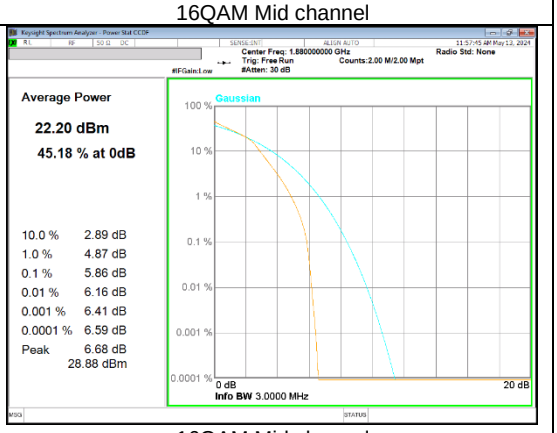 16QAM Mid channel
1.4 MHz	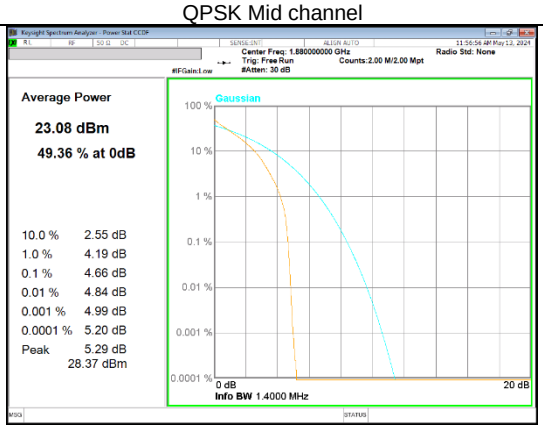 QPSK Mid channel	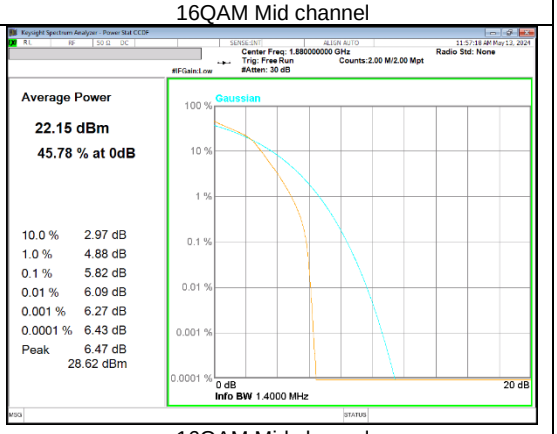 16QAM Mid channel

UL KOREA LTD. Suwon Laboratory FORM ID: FCC_24(05)
218 Maeyeong-ro, Yeongtong-gu, Suwon-si, Gyeonggi-do, 16675, Korea TEL: (031) 337-9902 FAX: (031) 213-5433
UL KOREA LTD. Confidential
This report shall not be reproduced except in full, without the written approval of UL KOREA LTD.

8.3. OCCUPIED BANDWIDTH

RULE PART(S)

FCC: §2.1049

LIMITS

For reporting purposes only

TEST PROCEDURE

The transmitter output was connected to a calibrated coaxial cable and coupler, the other end of which was connected to a spectrum analyzer. The occupied bandwidth was measured with the spectrum analyzer at middle channel in each band. The -26dB bandwidth was also measured and recorded.

(KDB 971168 D01 Power Meas License Digital Systems v03r01)

RESULTS

See the following pages.

UL KOREA LTD. Suwon Laboratory FORM ID: FCC_24(05)
218 Maeyeong-ro, Yeongtong-gu, Suwon-si, Gyeonggi-do, 16675, Korea TEL: (031) 337-9902 FAX: (031) 213-5433
UL KOREA LTD. Confidential
This report shall not be reproduced except in full, without the written approval of UL KOREA LTD.

- **GSM**

Band	Modulation	f [MHz]	99% BW (kHz)	-26dB BW (kHz)
1900	GPRS	1880.00	242.80	314.3
	EGPRS		248.91	317.8

- **LTE Band 2**

Band	BW	Modulation	f [MHz]	99% BW (MHz)	-26dB BW (MHz)
LTE B2	20M	QPSK	1880.00	17.890	19.550
		16QAM		17.946	19.470
	15M	QPSK		13.435	14.740
		16QAM		13.426	14.800
	10M	QPSK		8.971	10.000
		16QAM		8.971	9.817
	5M	QPSK		4.501	5.053
		16QAM		4.488	5.106
	3M	QPSK		2.697	3.027
		16QAM		2.702	3.043
	1.4M	QPSK		1.090	1.370
		16QAM		1.096	1.398

UL KOREA LTD. Suwon Laboratory FORM ID: FCC_24(05)
218 Maeyeong-ro, Yeongtong-gu, Suwon-si, Gyeonggi-do, 16675, Korea TEL: (031) 337-9902 FAX: (031) 213-5433
UL KOREA LTD. Confidential
This report shall not be reproduced except in full, without the written approval of UL KOREA LTD.

8.3.1. OCCUPIED BANDWIDTH RESULT

GSM 1900

GSM 1900	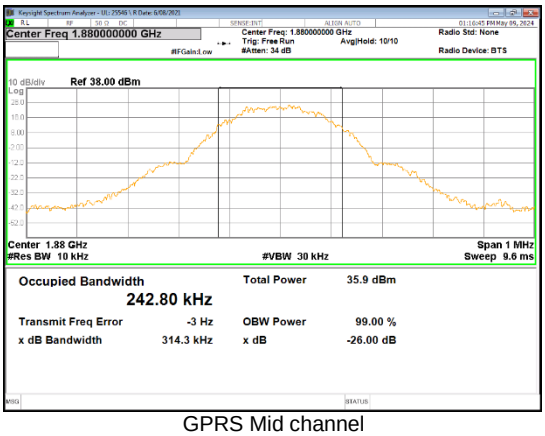 GPRS Mid channel	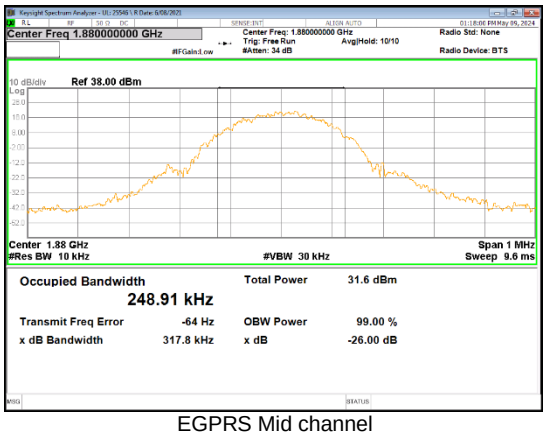 EGPRS Mid channel

LTE Band 2

20MHz	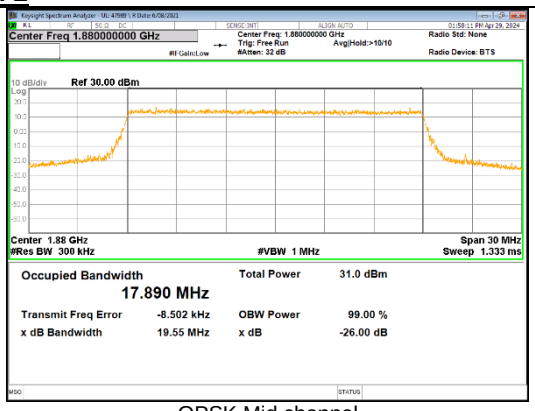 QPSK Mid channel	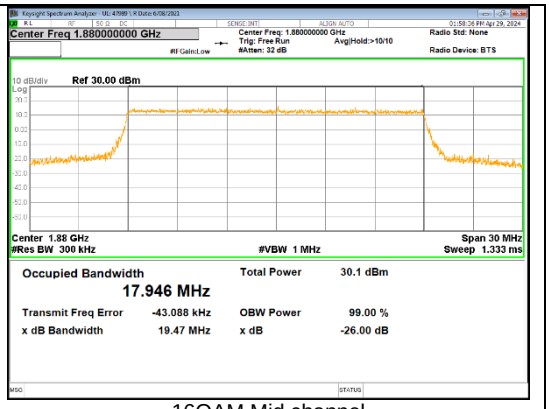 16QAM Mid channel
15MHz	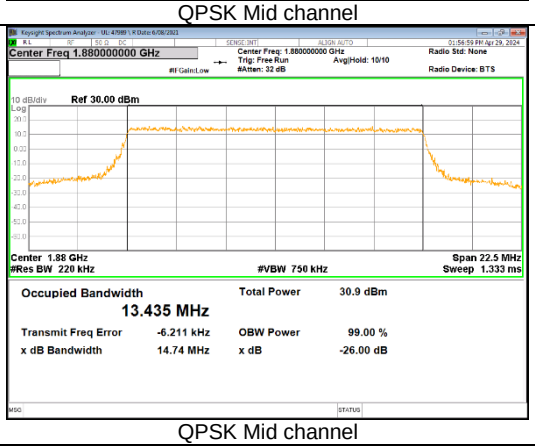 QPSK Mid channel	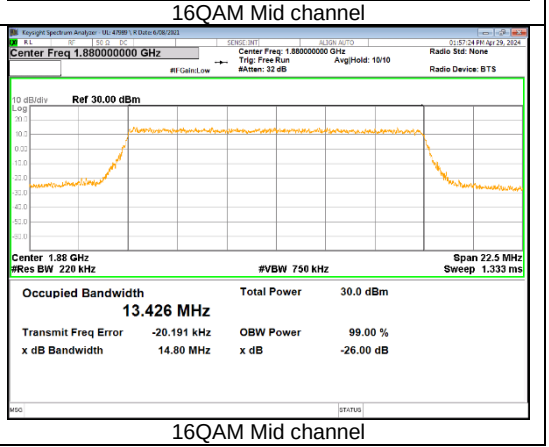 16QAM Mid channel

UL KOREA LTD. Suwon Laboratory FORM ID: FCC_24(05)
218 Maeyeong-ro, Yeongtong-gu, Suwon-si, Gyeonggi-do, 16675, Korea TEL: (031) 337-9902 FAX: (031) 213-5433
UL KOREA LTD. Confidential
This report shall not be reproduced except in full, without the written approval of UL KOREA LTD.

10MHz	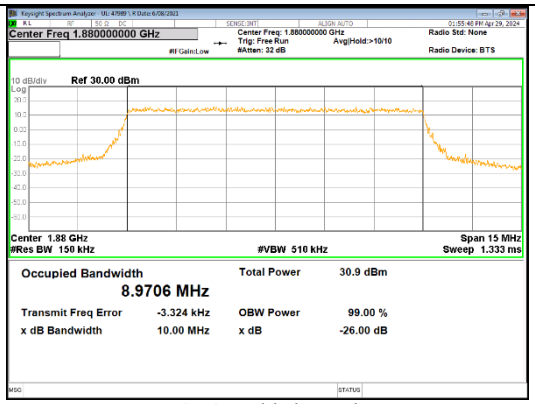 QPSK Mid channel	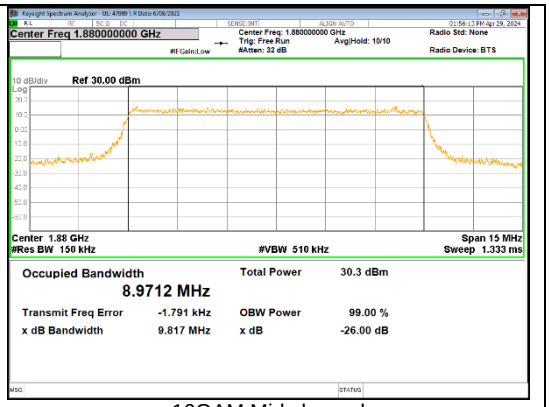 16QAM Mid channel
5MHz	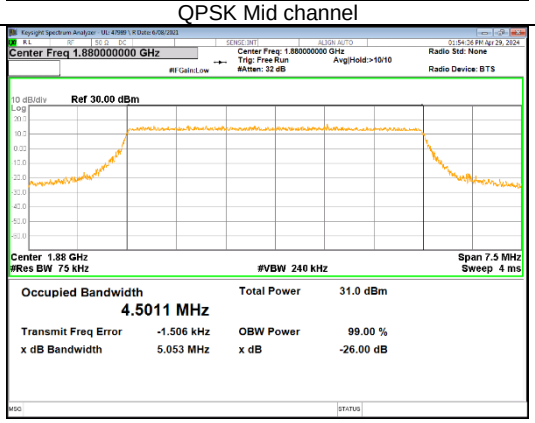 QPSK Mid channel	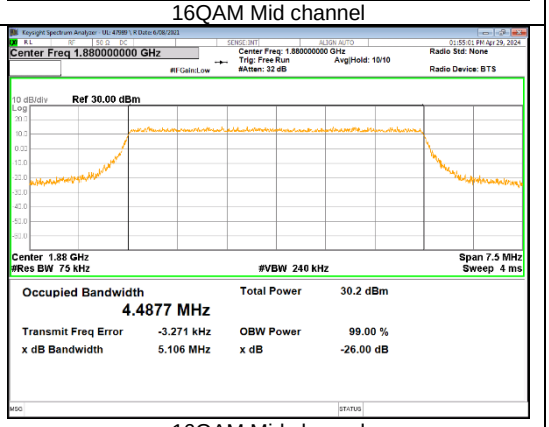 16QAM Mid channel
3MHz	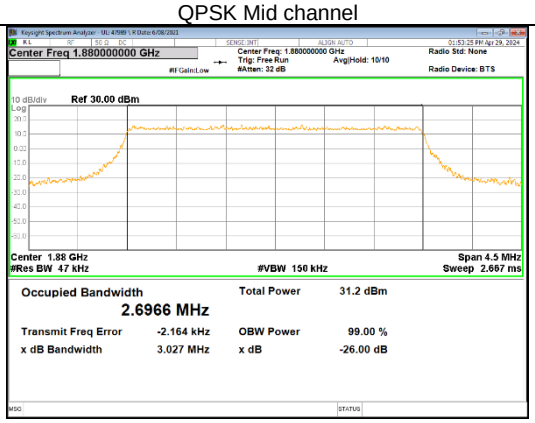 QPSK Mid channel	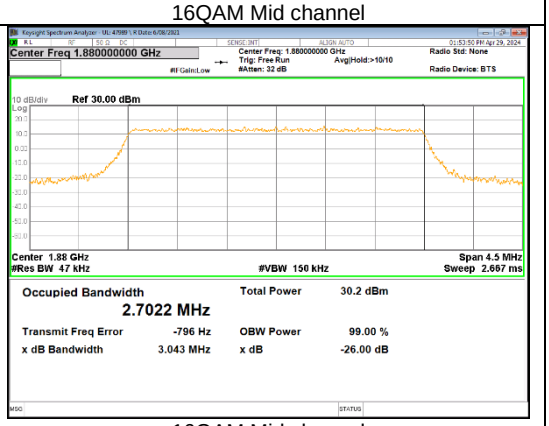 16QAM Mid channel
1.4MHz	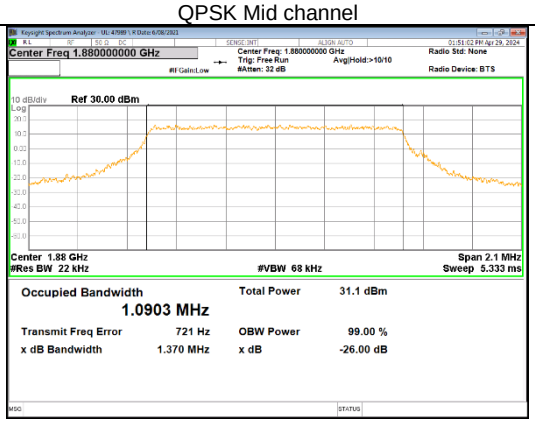 QPSK Mid channel	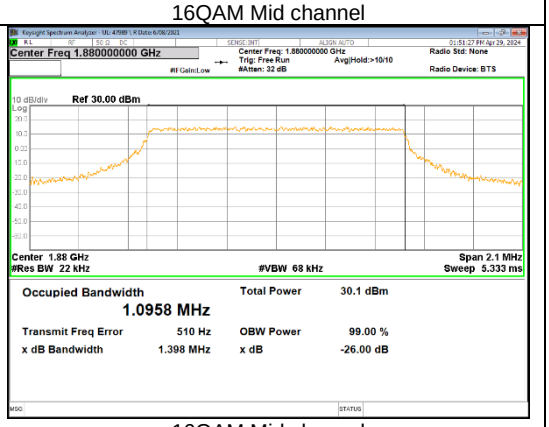 16QAM Mid channel

UL KOREA LTD. Suwon Laboratory FORM ID: FCC_24(05)
218 Maeyeong-ro, Yeongtong-gu, Suwon-si, Gyeonggi-do, 16675, Korea TEL: (031) 337-9902 FAX: (031) 213-5433
UL KOREA LTD. Confidential
This report shall not be reproduced except in full, without the written approval of UL KOREA LTD.

8.4. BAND EDGE EMISSIONS

RULE PART

FCC: §24.238

LIMITS

The power of any emission outside of the authorized operating frequency ranges must be attenuated below the transmitting power (P) by a factor of at least 43 + 10 log (P) dB.

TEST PROCEDURE

Per KDB 971168 D01 Power Meas License Digital Systems v03r01
The transmitter output was connected to CMW500 Test Set and configured to operate at maximum power. The band edge emissions were measured at the required operating frequencies in each band on the Spectrum Analyzer.

GSM

a) Set the RBW = 1 - 5% of OBW(GSM1900 – 9.1kHz)
b) Set VBW ≥ 3 × RBW;
c) Set span ≥ 1.5 times the OBW;
d) Sweep time = 1S ;
e) Detector = RMS;
f) Ensure that the number of measurement points ≥ 2*Span/RBW;
g) Trace Mode = Average(100);
h) Add duty cycle correction factor (9dB)

LTE

a) Set the RBW = 1 - 1.5 % of OBW(Typically limited to a minimum RBW of 1% of the OBW)
b) Set VBW ≥ 3 × RBW;
c) Set span ≥ 1.5 times the OBW;
d) Sweep time = Auto;
e) Detector = RMS;
f) Ensure that the number of measurement points ≥ 2*Span/RBW;
g) Trace Mode = Average (100);

UL KOREA LTD. Suwon Laboratory FORM ID: FCC_24(05)
218 Maeyeong-ro, Yeongtong-gu, Suwon-si, Gyeonggi-do, 16675, Korea TEL: (031) 337-9902 FAX: (031) 213-5433
UL KOREA LTD. Confidential
This report shall not be reproduced except in full, without the written approval of UL KOREA LTD.

NOTE1

Note that the spurious emissions outside of the channel include narrowband signals. These signals are all below the -13dBm limits. Although the measurement bandwidth is less than the reference bandwidth of 1MHz no addental correction is applied as ANSI C63.26 section 4.2.3 only requires the correction to be applied when the OBW of the emission being measured is wider than the measurement bandwidth (Where the OBW of the signal under measurement is less than the RBW of the measuring instrument, no bandwidth correction or integration will be required.) Plots for low and high channels show the level of the emission measured with the reduced bandwidth and the level of the same emission measured using the integration method over the 1MHz reference bandwidth are very close, indicating the emissions are narrowband.

NOTE2

For Band-Edge extended:

CH BW (MHz)	RB Used (kHz)	CF for emissions more than 100kHz	CF for emissions more than 1MHz
1.4	15	+8.2 dB	+18.2 dB
3	30	+5.2 dB	+15.2 dB
5	51	+2.9 dB	+12.9 dB
10	100	N/A	+10.0 dB
15	150	N/A	+8.2 dB
20	200	N/A	+7.0 dB

For the band edge value measured in [RB Used], even if [CF for emissions reference bandwidth 100kHz/1MHz] is applied, it is below -13dBm.

RESULTS

See the following pages.

UL KOREA LTD. Suwon Laboratory FORM ID: FCC_24(05)
218 Maeyeong-ro, Yeongtong-gu, Suwon-si, Gyeonggi-do, 16675, Korea TEL: (031) 337-9902 FAX: (031) 213-5433
UL KOREA LTD. Confidential
This report shall not be reproduced except in full, without the written approval of UL KOREA LTD.

8.4.1. BAND EDGE RESULT

GSM

GSM 1900	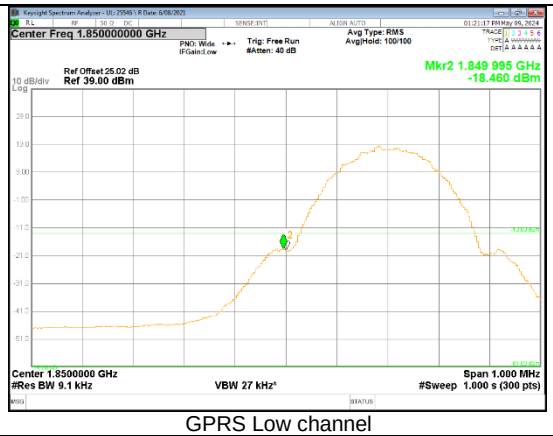 GPRS Low channel	 EGPRS Low channel
	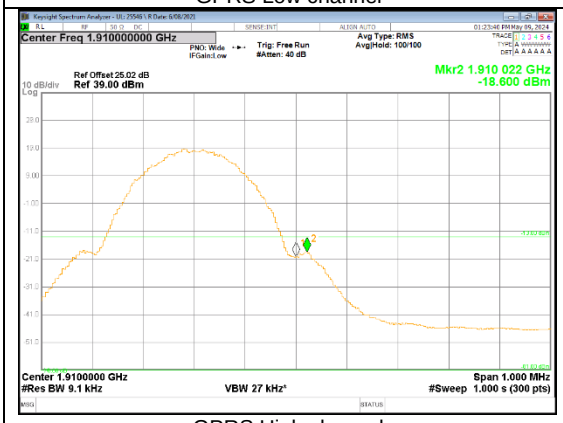 GPRS High channel	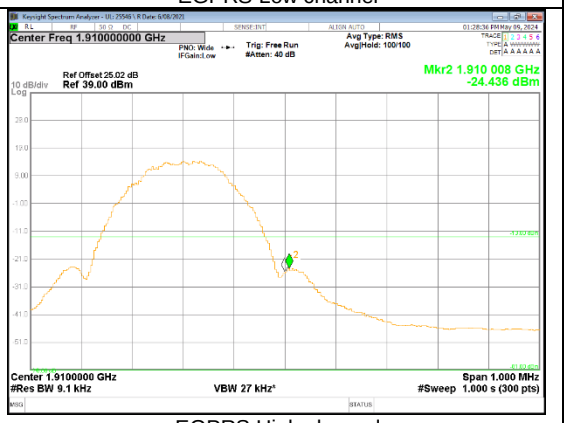 EGPRS High channel

UL KOREA LTD. Suwon Laboratory FORM ID: FCC_24(05)
218 Maeyeong-ro, Yeongtong-gu, Suwon-si, Gyeonggi-do, 16675, Korea TEL: (031) 337-9902 FAX: (031) 213-5433
UL KOREA LTD. Confidential
This report shall not be reproduced except in full, without the written approval of UL KOREA LTD.

LTE Band 2

20MHz	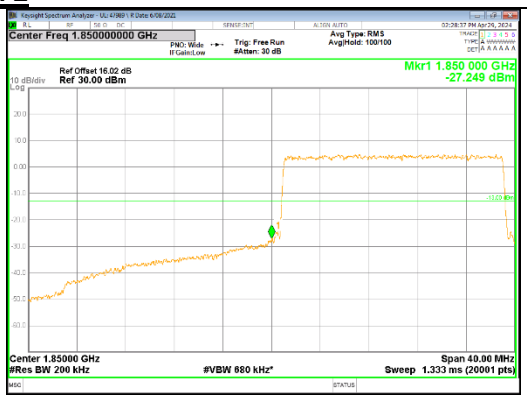 QPSK Low channel FRB	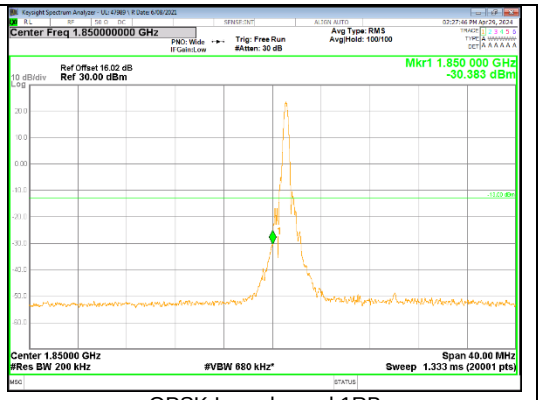 QPSK Low channel 1RB
	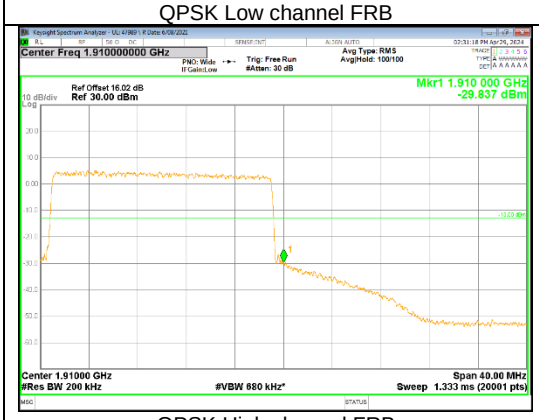 QPSK High channel FRB	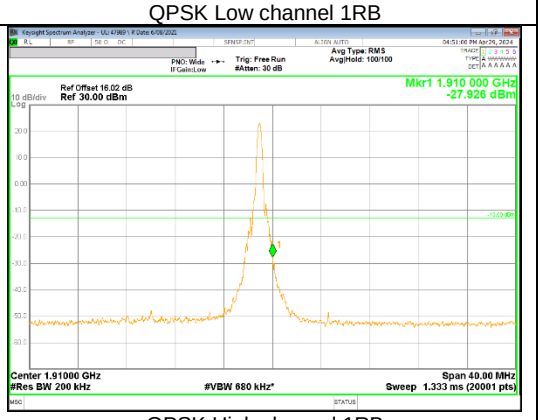 QPSK High channel 1RB
	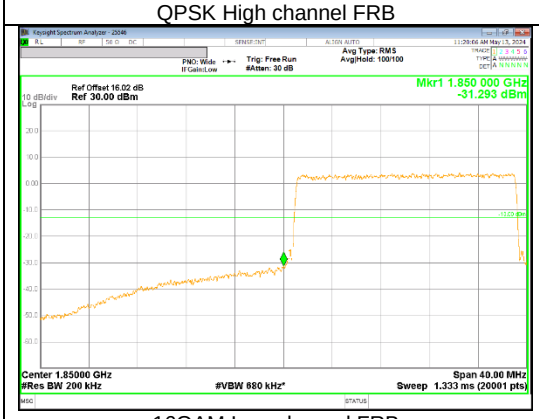 16QAM Low channel FRB	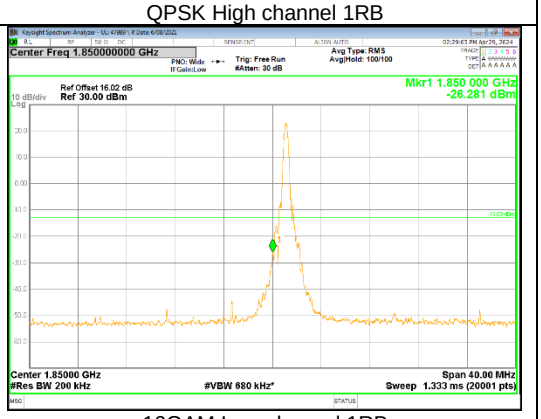 16QAM Low channel 1RB
	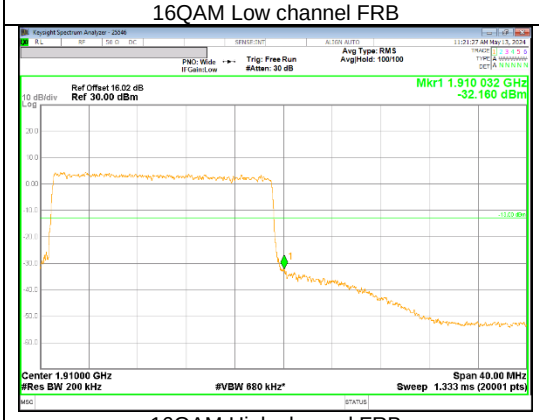 16QAM High channel FRB	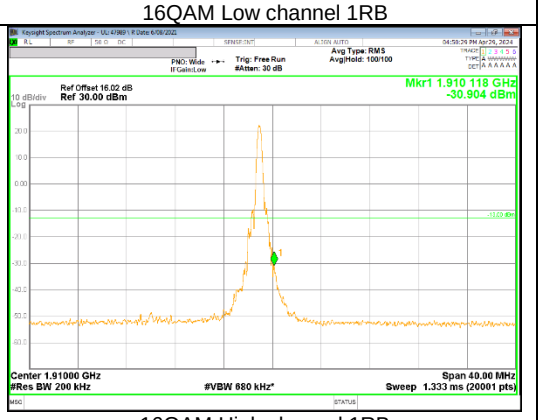 16QAM High channel 1RB

UL KOREA LTD. Suwon Laboratory FORM ID: FCC_24(05)
218 Maeyeong-ro, Yeongtong-gu, Suwon-si, Gyeonggi-do, 16675, Korea TEL: (031) 337-9902 FAX: (031) 213-5433
UL KOREA LTD. Confidential
This report shall not be reproduced except in full, without the written approval of UL KOREA LTD.

15MHz

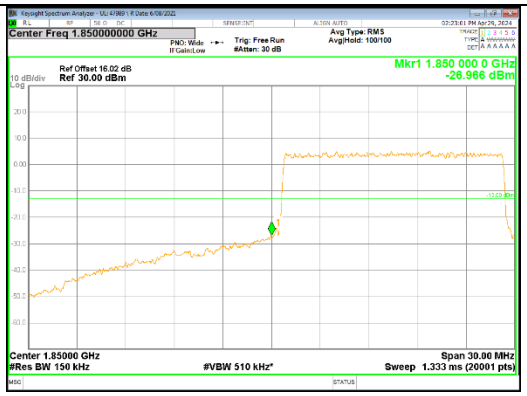

QPSK Low channel FRB

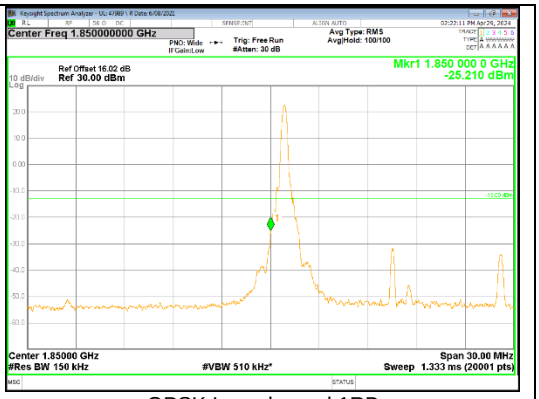

QPSK Low channel 1RB

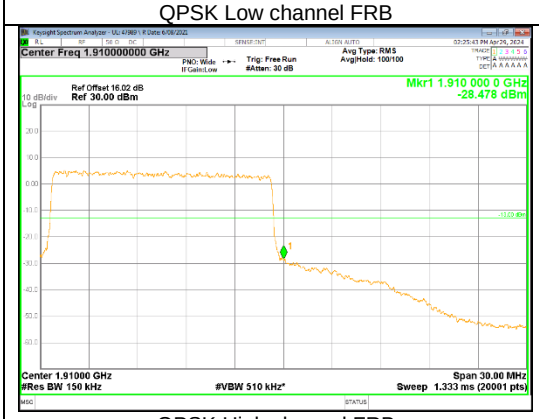

QPSK High channel FRB

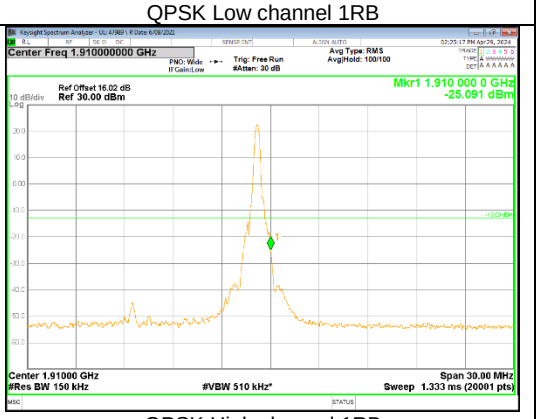

QPSK High channel 1RB

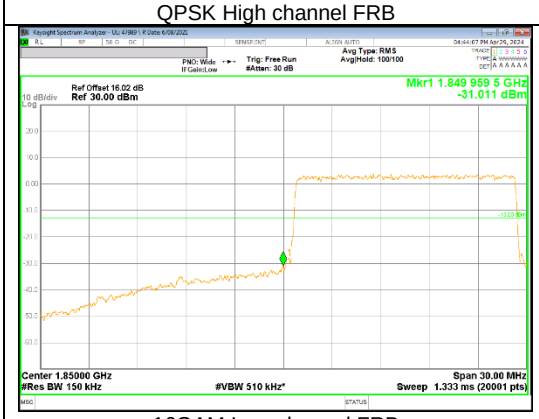

16QAM Low channel FRB

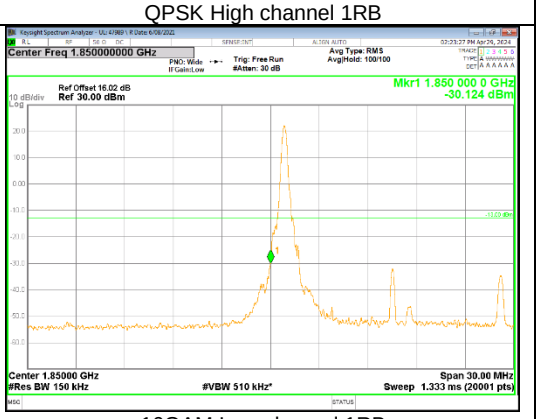

16QAM Low channel 1RB

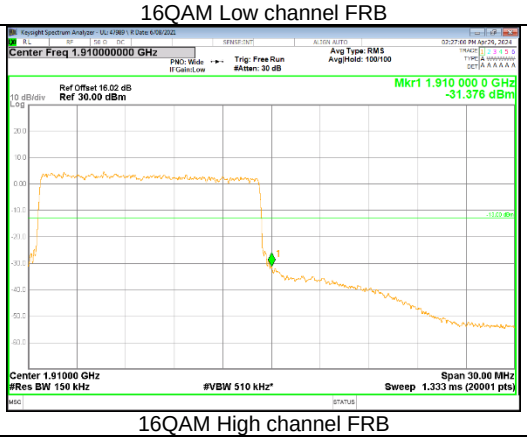

16QAM High channel FRB

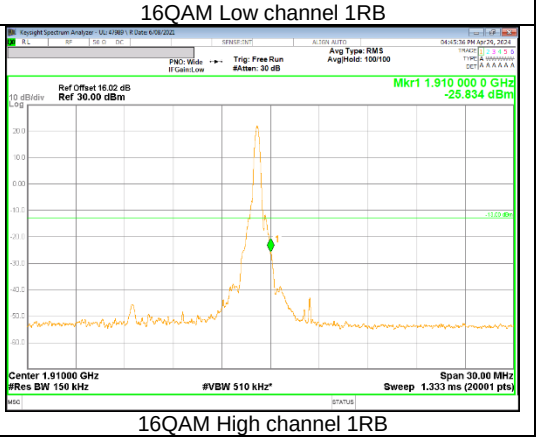

16QAM High channel 1RB

UL KOREA LTD. Suwon Laboratory FORM ID: FCC_24(05)
218 Maeyeong-ro, Yeongtong-gu, Suwon-si, Gyeonggi-do, 16675, Korea TEL: (031) 337-9902 FAX: (031) 213-5433
UL KOREA LTD. Confidential
This report shall not be reproduced except in full, without the written approval of UL KOREA LTD.

10MHz

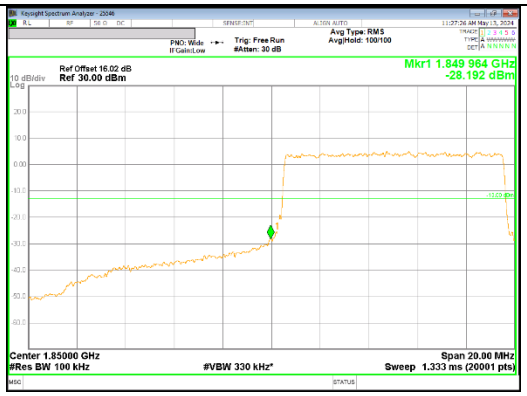

QPSK Low channel FRB

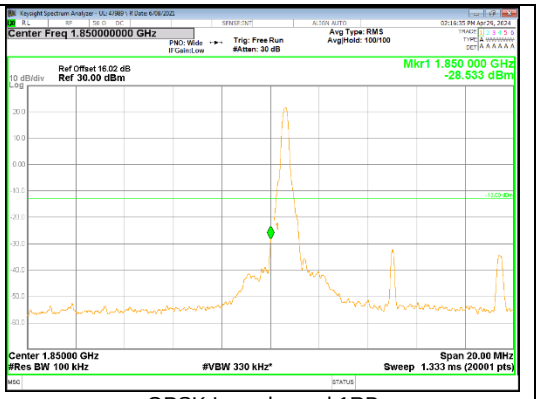

QPSK Low channel 1RB

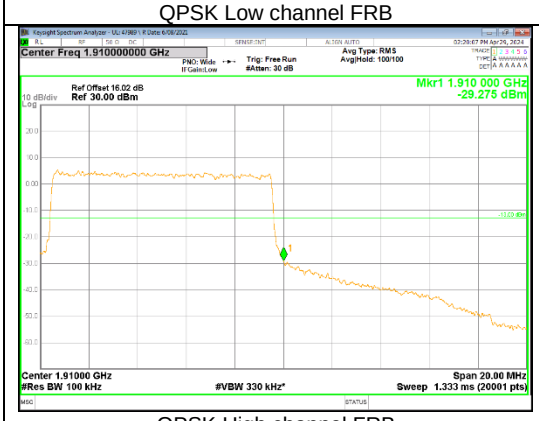

QPSK High channel FRB

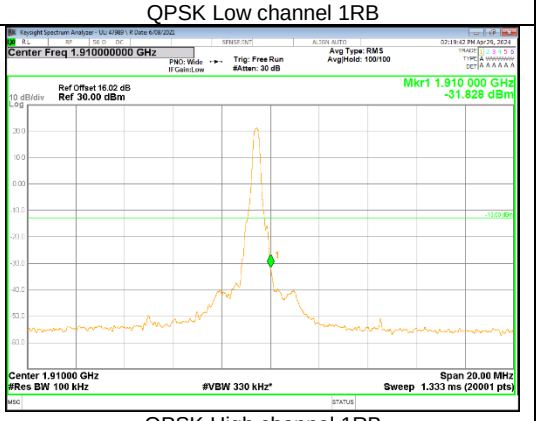

QPSK High channel 1RB

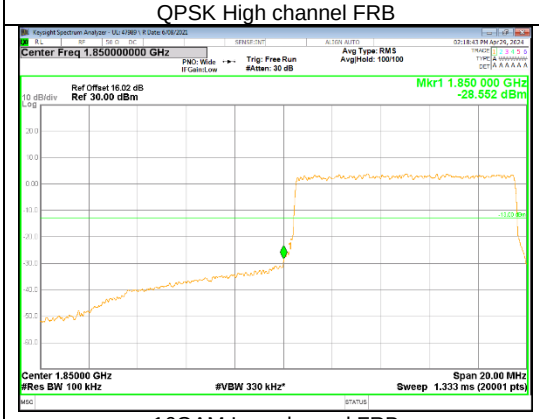

16QAM Low channel FRB

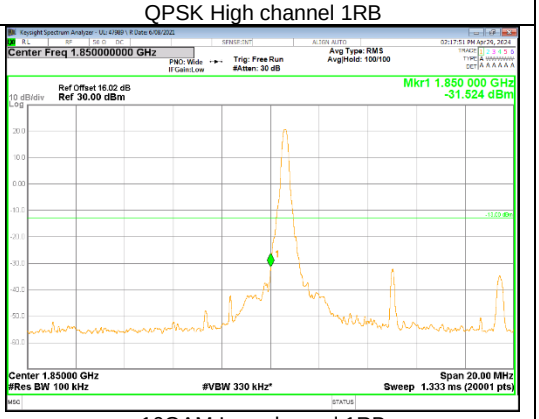

16QAM Low channel 1RB

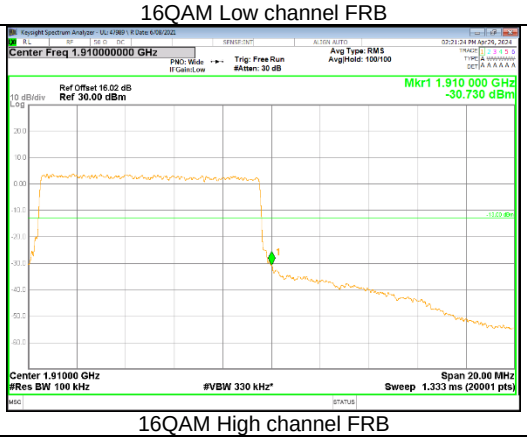

16QAM High channel FRB

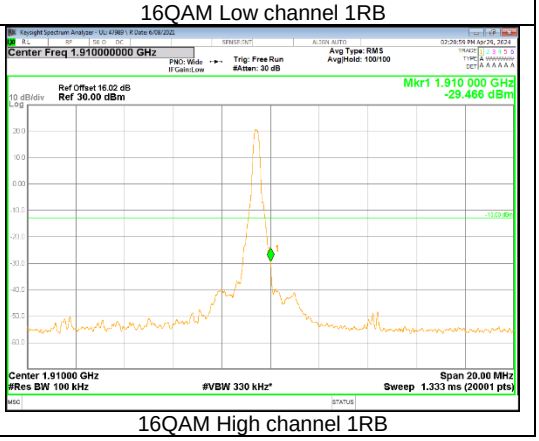

16QAM High channel 1RB

UL KOREA LTD. Suwon Laboratory FORM ID: FCC_24(05)
218 Maeyeong-ro, Yeongtong-gu, Suwon-si, Gyeonggi-do, 16675, Korea TEL: (031) 337-9902 FAX: (031) 213-5433

UL KOREA LTD. Confidential
This report shall not be reproduced except in full, without the written approval of UL KOREA LTD.

5MHz

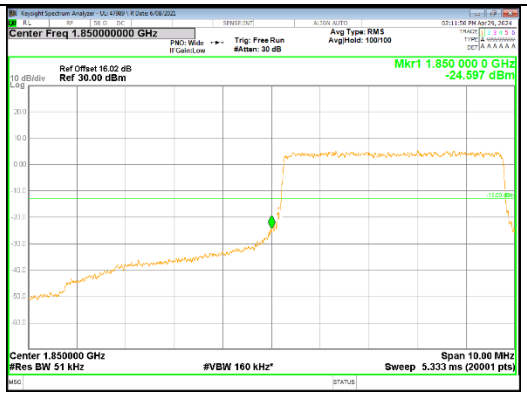

QPSK Low channel FRB

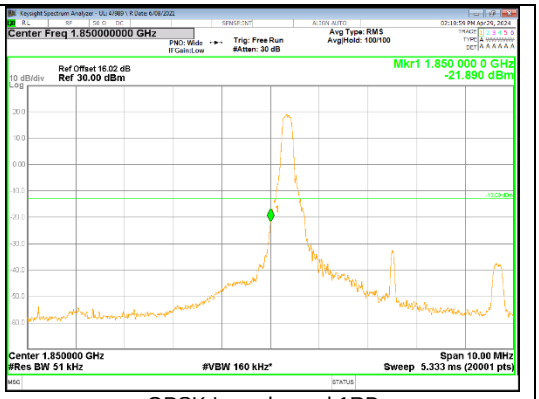

QPSK Low channel 1RB

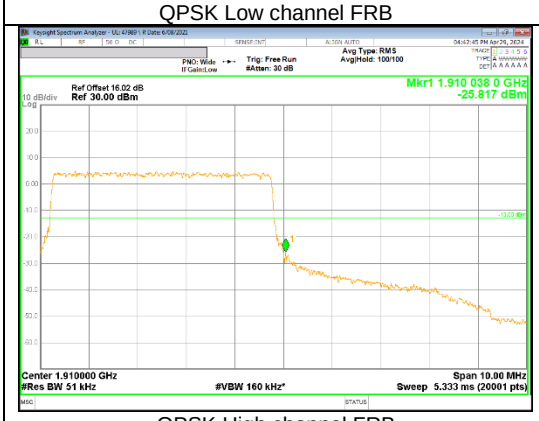

QPSK High channel FRB

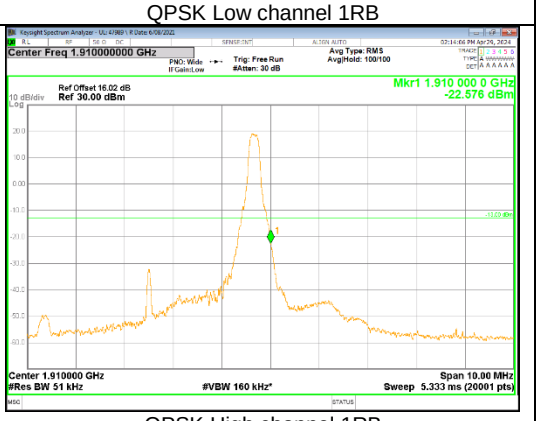

QPSK High channel 1RB

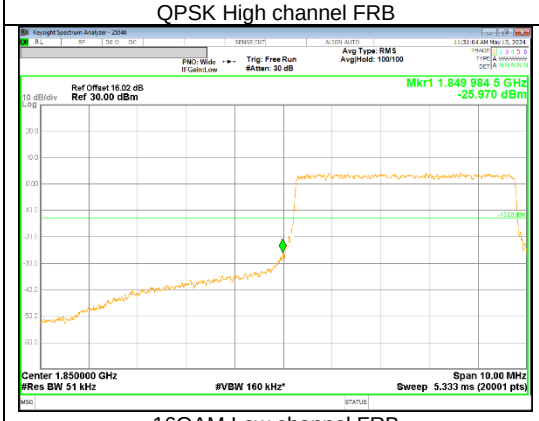

16QAM Low channel FRB

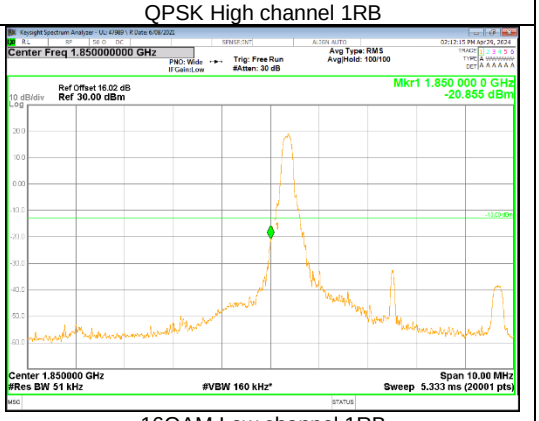

16QAM Low channel 1RB

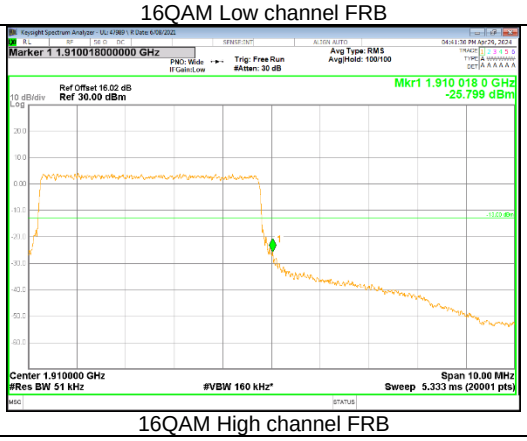

16QAM High channel FRB

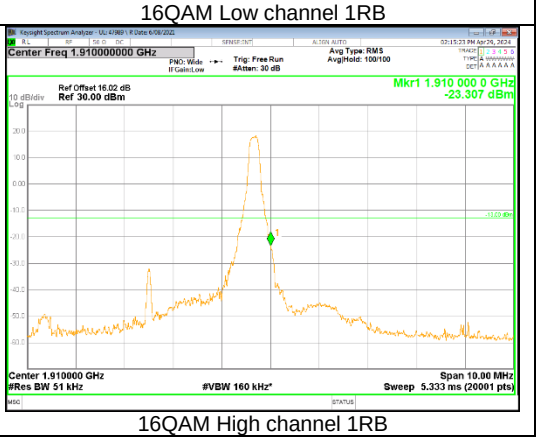

16QAM High channel 1RB

UL KOREA LTD. Suwon Laboratory FORM ID: FCC_24(05)
218 Maeyeong-ro, Yeongtong-gu, Suwon-si, Gyeonggi-do, 16675, Korea TEL: (031) 337-9902 FAX: (031) 213-5433
UL KOREA LTD. Confidential
This report shall not be reproduced except in full, without the written approval of UL KOREA LTD.

3MHz

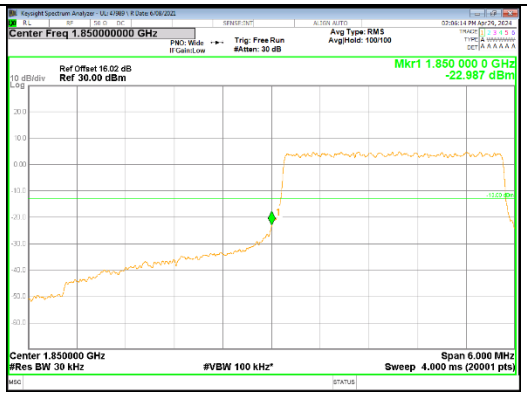

QPSK Low channel FRB

QPSK Low channel 1RB

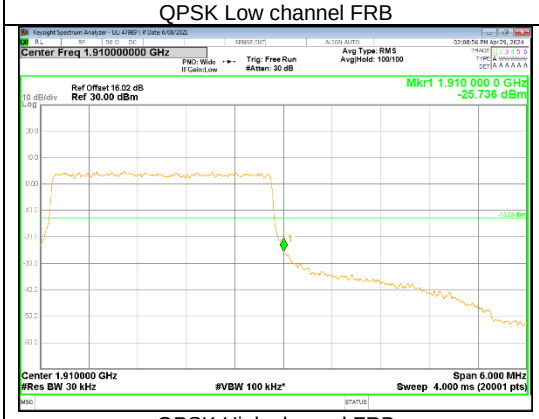

QPSK High channel FRB

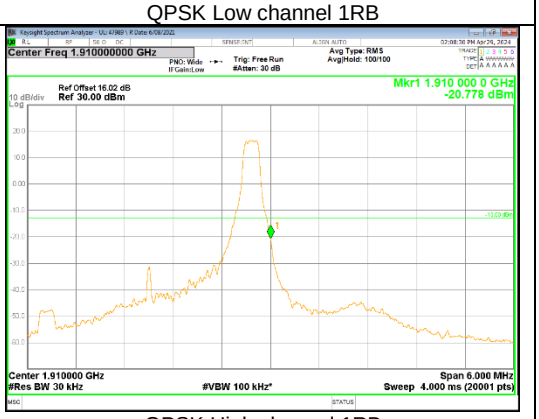

QPSK High channel 1RB

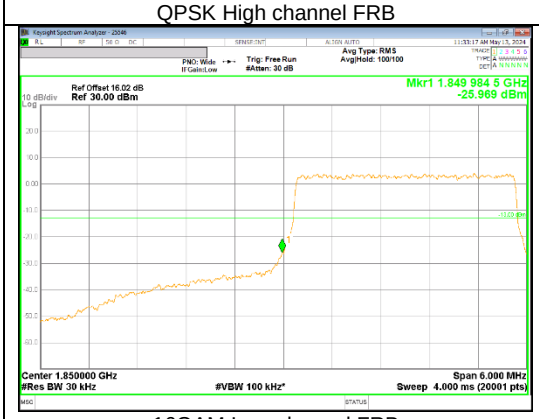

16QAM Low channel FRB

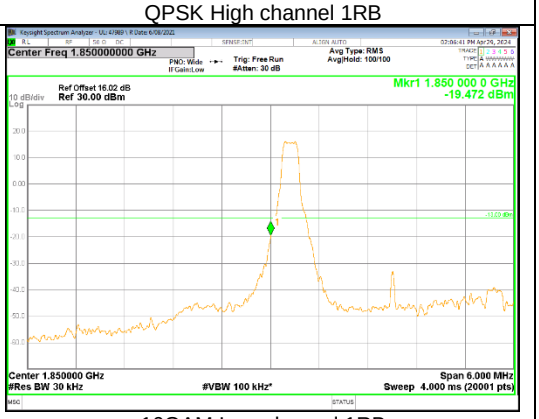

16QAM Low channel 1RB

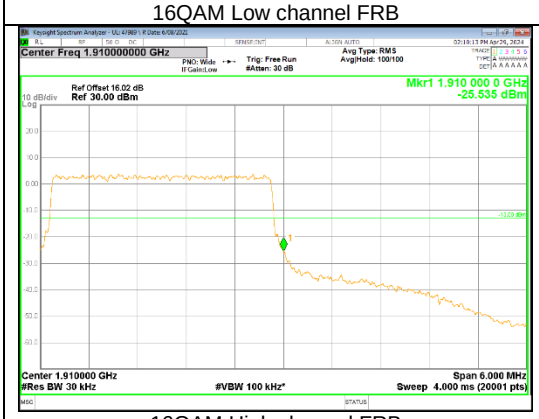

16QAM High channel FRB

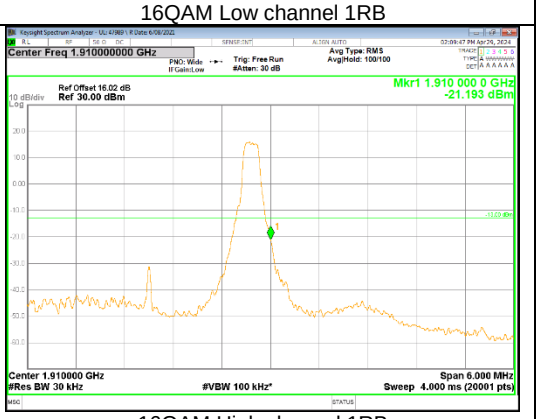

16QAM High channel 1RB

UL KOREA LTD. Suwon Laboratory FORM ID: FCC_24(05)
218 Maeyeong-ro, Yeongtong-gu, Suwon-si, Gyeonggi-do, 16675, Korea TEL: (031) 337-9902 FAX: (031) 213-5433
UL KOREA LTD. Confidential
This report shall not be reproduced except in full, without the written approval of UL KOREA LTD.

1.4MHz

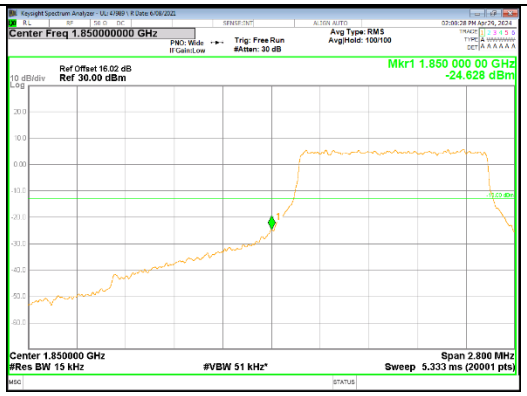

QPSK Low channel FRB

QPSK Low channel 1RB

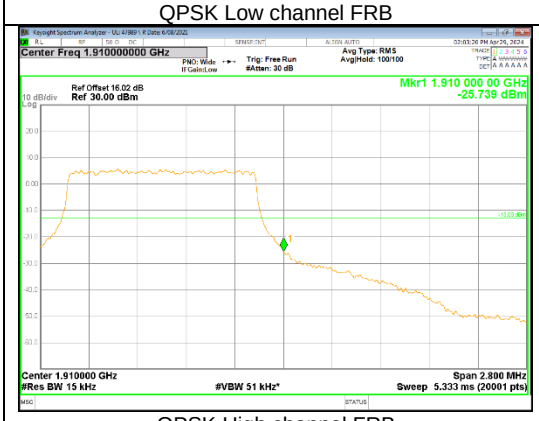

QPSK High channel FRB

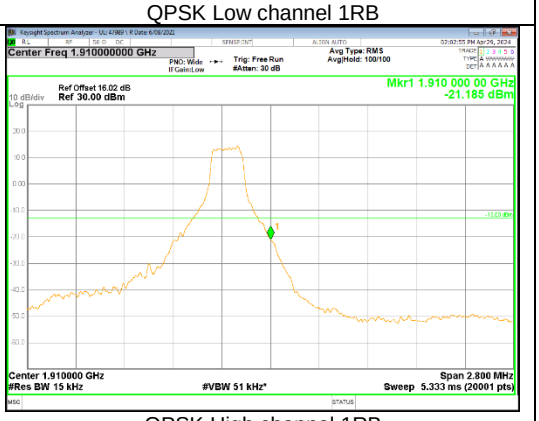

QPSK High channel 1RB

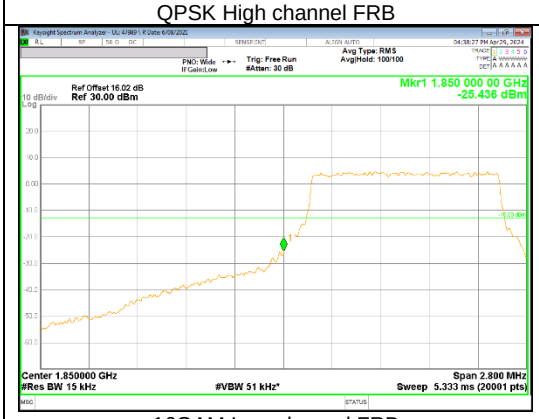

16QAM Low channel FRB

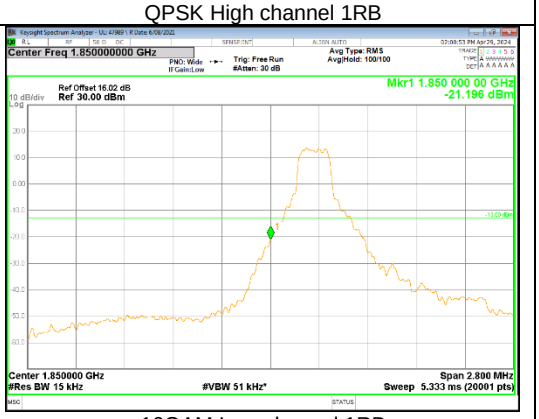

16QAM Low channel 1RB

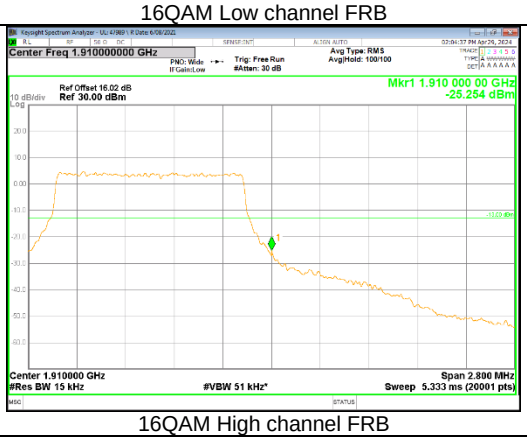

16QAM High channel FRB

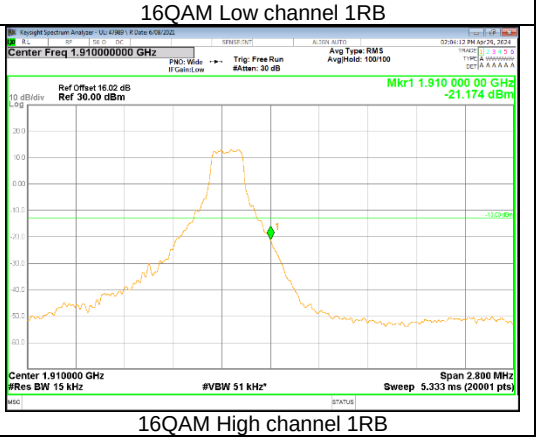

16QAM High channel 1RB

UL KOREA LTD. Suwon Laboratory FORM ID: FCC_24(05)
218 Maeyeong-ro, Yeongtong-gu, Suwon-si, Gyeonggi-do, 16675, Korea TEL: (031) 337-9902 FAX: (031) 213-5433
UL KOREA LTD. Confidential
This report shall not be reproduced except in full, without the written approval of UL KOREA LTD.

8.5. CONDUCTED SPURIOUS EMISSIONS

RULE PART(S)

FCC: §2.1051, §24.238

LIMITS

The power of any emission outside of the authorized operating frequency ranges must be attenuated below the transmitting power (P) by a factor of at least 43 + 10 log (P) dB.

TEST PROCEDURE

Per KDB 971168 D01 Power Meas License Digital Systems v03r01
The RF output of the transmitter was connected to a spectrum analyzer through a calibrated coaxial cable. Sufficient scans were taken to show the out-of-band Emissions, if any, up to 10th harmonic. Multiple sweeps were recorded in maximum hold Mode using a peak detector to ensure that the worst-case emissions were caught.

a) Set the RBW = 1 MHz for emissions above 1 GHz

   (Tests were performed 1MHz [Worst case], to sweep 1 time for all frequency range)

b) Set VBW ≥ 3 × RBW;

c) Set span ≥ 1.5 times the OBW;

d) Sweep time = auto couple;

e) Detector = rms;

f) Ensure that the number of measurement points = Max (40001);

g) Trace Mode = average(LTE), Max hold(GSM);

NOTE1

GSM : It was tested at GPRS as worst case (the highst output power and density).
LTE: It was tested at 1RB QPSK as worst case (the highst output power and density).

NOTE2

Please refer to section 5.4 for bandwidth and RB setting about LTE bands.

RESULTS

See the following pages.

UL KOREA LTD. Suwon Laboratory FORM ID: FCC_24(05)
218 Maeyeong-ro, Yeongtong-gu, Suwon-si, Gyeonggi-do, 16675, Korea TEL: (031) 337-9902 FAX: (031) 213-5433
UL KOREA LTD. Confidential
This report shall not be reproduced except in full, without the written approval of UL KOREA LTD.

8.5.1. OUT OF BAND EMISSIONS RESULT

GSM 1900

GPRS

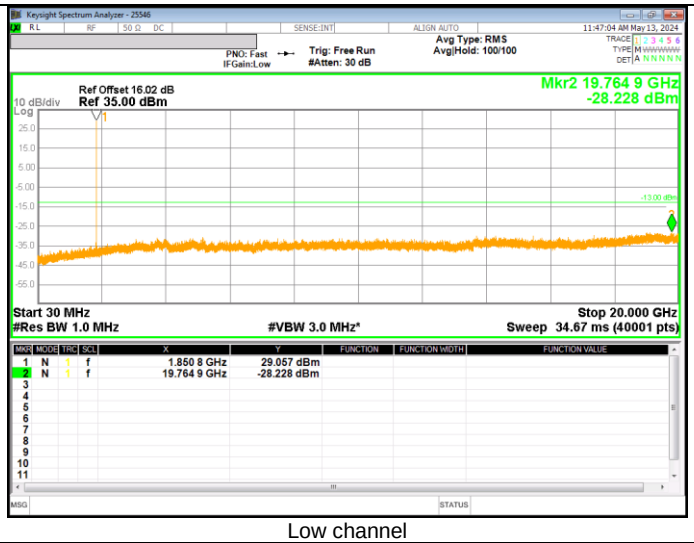

Low channel

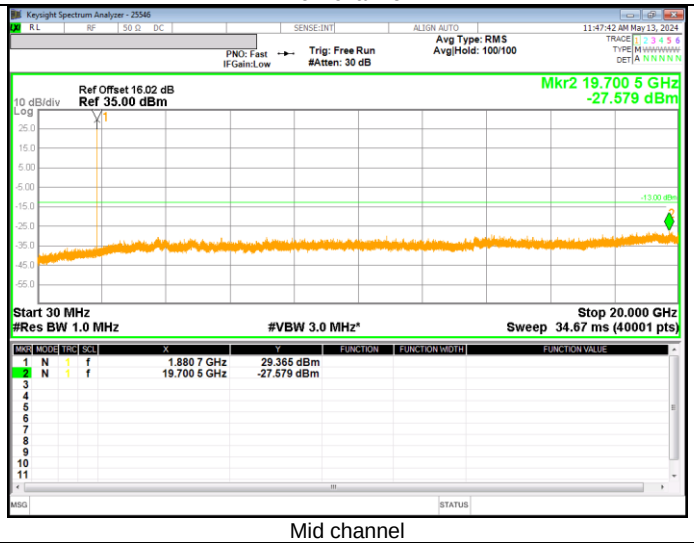

Mid channel

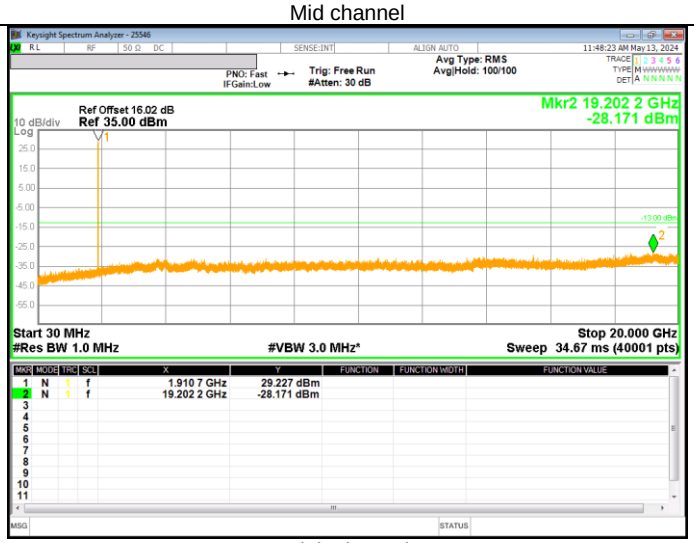

High channel

UL KOREA LTD. Suwon Laboratory FORM ID: FCC_24(05)
218 Maeyeong-ro, Yeongtong-gu, Suwon-si, Gyeonggi-do, 16675, Korea TEL: (031) 337-9902 FAX: (031) 213-5433

UL KOREA LTD. Confidential
This report shall not be reproduced except in full, without the written approval of UL KOREA LTD.

LTE Band 2

5MHz QPSK

Low channel

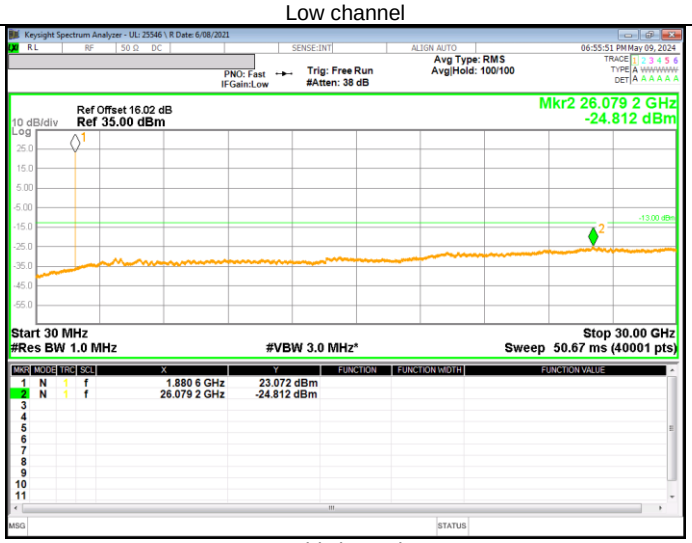

Mid channel

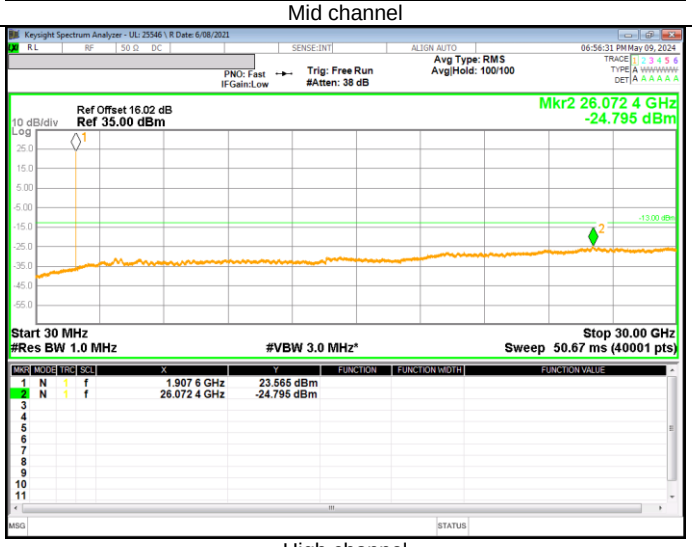

High channel

UL KOREA LTD. Suwon Laboratory FORM ID: FCC_24(05)
218 Maeyeong-ro, Yeongtong-gu, Suwon-si, Gyeonggi-do, 16675, Korea TEL: (031) 337-9902 FAX: (031) 213-5433

UL KOREA LTD. Confidential
This report shall not be reproduced except in full, without the written approval of UL KOREA LTD.

8.6. FREQUENCY STABILITY

RULE PART(S)

FCC: §2.1055, §24.235

LIMITS

§24.235
The frequency stability shall be sufficient to ensure that the fundamental emission stays within the authorized frequency block.

TEST PROCEDURE

Per KDB 971168 D01 Power Meas License Digital Systems v03r01

NOTE

Test were performed each lowest or highest frequency on the modulation condition of more wide bandwidth.(Please refer to OBW results)

RESULTS

See the following pages.

UL KOREA LTD. Suwon Laboratory FORM ID: FCC_24(05)
218 Maeyeong-ro, Yeongtong-gu, Suwon-si, Gyeonggi-do, 16675, Korea TEL: (031) 337-9902 FAX: (031) 213-5433
UL KOREA LTD. Confidential
This report shall not be reproduced except in full, without the written approval of UL KOREA LTD.

8.6.1. FREQUENCY STABILITY RESULT

GSM 1900, Channel 512/810, Frequency 1850.0/1910.0 MHz
(Lowest Frequency:GPRS / Highest Frequency: GPRS)

Test Date	2024-05-02
Test Engineer	47989

Limit		1850	1910	Delta (Hz)	Frequency Stability (ppm)
Condition		F low @ End of OBW	F high @ End of OBW		
Temperature	Voltage	(MHz)	(MHz)		
Normal (20C)	Normal	1850.0787	1909.9227		
Extreme (50C)		1850.0787	1909.9227	22.4	0.012
Extreme (40C)		1850.0787	1909.9227	20.7	0.011
Extreme (30C)		1850.0787	1909.9227	16.8	0.009
Extreme (10C)		1850.0787	1909.9227	18.5	0.010
Extreme (0C)		1850.0787	1909.9227	13.7	0.007
Extreme (-10C)		1850.0787	1909.9227	15.6	0.008
Extreme (-20C)		1850.0787	1909.9227	23.4	0.012
Extreme (-30C)		1850.0787	1909.9227	21.1	0.011
20C	15%	1850.0787	1909.9227	18.2	0.010
	-15%	1850.0787	1909.9227	19.4	0.010
	End Point	1850.0787	1909.9227	21.4	0.011

UL KOREA LTD. Suwon Laboratory FORM ID: FCC_24(05)
218 Maeyeong-ro, Yeongtong-gu, Suwon-si, Gyeonggi-do, 16675, Korea TEL: (031) 337-9902 FAX: (031) 213-5433
UL KOREA LTD. Confidential
This report shall not be reproduced except in full, without the written approval of UL KOREA LTD.

LTE Band 2 (Lowest Frequency: 16QAM / Highest Frequency: 16QAM)

Test Date	2024-05-03
Test Engineer	47989

Limit		1850	1910	Delta (Hz)	Frequency Stability (ppm)
Condition		F low @ End of OBW	F high @ End of OBW		
Temperature	Voltage	(MHz)	(MHz)		
Normal (20C)	Normal	1850.1534	1909.8462		
Extreme (50C)		1850.1534	1909.8462	23.3	0.012
Extreme (40C)		1850.1534	1909.8462	25.6	0.014
Extreme (30C)		1850.1534	1909.8462	27.5	0.015
Extreme (10C)		1850.1534	1909.8462	22.5	0.012
Extreme (0C)		1850.1534	1909.8462	23.7	0.013
Extreme (-10C)		1850.1534	1909.8462	21.2	0.011
Extreme (-20C)		1850.1534	1909.8462	24.6	0.013
Extreme (-30C)		1850.1534	1909.8462	27.9	0.015
20C	15%	1850.1534	1909.8462	10.2	0.005
	-15%	1850.1534	1909.8462	11.6	0.006
	End Point	1850.1534	1909.8462	12.4	0.007

UL KOREA LTD. Suwon Laboratory FORM ID: FCC_24(05)
218 Maeyeong-ro, Yeongtong-gu, Suwon-si, Gyeonggi-do, 16675, Korea TEL: (031) 337-9902 FAX: (031) 213-5433
UL KOREA LTD. Confidential
This report shall not be reproduced except in full, without the written approval of UL KOREA LTD.

9. RADIATED RESULTS

9.1. RADIATED POWER (EIRP)

RULE PART(S)

FCC: §2.1046, §24.232

LIMITS

Part 24.232(c)

Mobile/portable stations are limited to 2 watts e.i.r.p. peak power and the equipment must employ means to limit the power to the minimum necessary for successful communications.

TEST PROCEDURE

ANSI / TIA / EIA 603 E Clause 2.2.17; ESU40 setting reference to 971168 D01 v03r01

For radiated output power measurement with a ESU40:

a) Set the RBW ≥ OBW;
b) Set VBW ≥ 3 × RBW;
c) Set span ≥ 2 x OBW;
d) Sweep time = auto couple or 1 second;
e) Detector = rms;
f) Ensure that the number of measurement points ≥ span/RBW;
g) Trace Mode = max hold(GSM), average(LTE);

TEST RESULTS

See the following pages.

UL KOREA LTD. Suwon Laboratory FORM ID: FCC_24(05)
218 Maeyeong-ro, Yeongtong-gu, Suwon-si, Gyeonggi-do, 16675, Korea TEL: (031) 337-9902 FAX: (031) 213-5433
UL KOREA LTD. Confidential
This report shall not be reproduced except in full, without the written approval of UL KOREA LTD.

9.1.1. EIRP RESULT

GSM (ANT B)

Band	Mode	Frequency (MHz)	SG reading (dBm)	Ant. Pol. (H/V)	Cable Loss (dB)	Antenna Gain (dBi)	EIRP (dBm)	EIRP (mW)	Limit (dBm)	Delta (dB)
GSM 1900	GPRS	1850.20	25.31	H	4.48	9.52	30.35	1083.93	33.00	-2.65
		1880.00	25.01	H	4.52	9.29	29.77	948.42	33.00	-3.23
		1909.80	25.89	H	4.55	9.00	30.34	1081.43	33.00	-2.66
	EGPRS	1850.20	22.15	H	4.48	9.52	27.19	523.60	33.00	-5.81
		1880.00	21.94	H	4.52	9.29	26.70	467.74	33.00	-6.30
		1909.80	22.09	H	4.55	9.00	26.54	450.82	33.00	-6.46

LTE Band 2 (ANT B)

BW (MHz)	Modulation	Frequency (MHz)	SG reading (dBm)	Ant. Pol. (H/V)	Cable Loss (dB)	Antenna Gain (dBi)	EIRP (dBm)	EIRP (mW)	Limit (dBm)	Delta (dB)	RB
20	QPSK	1860.00	20.03	H	4.49	9.45	24.99	315.50	33.00	-8.01	1/0
		1880.00	20.42	H	4.52	9.29	25.18	329.61	33.00	-7.82	1/0
		1900.00	20.22	H	4.54	9.13	24.82	303.39	33.00	-8.18	1/99
	16-QAM	1860.00	19.40	H	4.49	9.45	24.36	272.90	33.00	-8.64	1/49
		1880.00	19.77	H	4.52	9.29	24.53	283.79	33.00	-8.47	1/0
		1900.00	19.40	H	4.54	9.13	24.00	251.19	33.00	-9.00	1/49
15	QPSK	1857.50	20.54	H	4.49	9.47	25.52	356.45	33.00	-7.48	1/74
		1880.00	20.04	H	4.52	9.29	24.80	302.00	33.00	-8.20	1/74
		1902.50	20.34	H	4.54	9.10	24.89	308.32	33.00	-8.11	1/37
	16-QAM	1857.50	19.39	H	4.49	9.47	24.37	273.53	33.00	-8.63	1/0
		1880.00	19.35	H	4.52	9.29	24.11	257.63	33.00	-8.89	1/0
		1902.50	19.56	H	4.54	9.10	24.11	257.63	33.00	-8.89	1/37
10	QPSK	1855.00	20.49	H	4.49	9.48	25.49	354.00	33.00	-7.51	1/25
		1880.00	20.39	H	4.52	9.29	25.15	327.34	33.00	-7.85	1/25
		1905.00	20.65	H	4.55	9.06	25.17	328.85	33.00	-7.83	1/25
	16-QAM	1855.00	19.48	H	4.49	9.48	24.48	280.54	33.00	-8.52	1/0
		1880.00	19.44	H	4.52	9.29	24.20	263.03	33.00	-8.80	1/0
		1905.00	19.72	H	4.55	9.06	24.24	265.46	33.00	-8.76	1/0
5	QPSK	1852.50	20.29	H	4.49	9.50	25.31	339.63	33.00	-7.69	1/12
		1880.00	20.43	H	4.52	9.29	25.19	330.37	33.00	-7.81	1/12
		1907.50	20.75	H	4.55	9.03	25.23	333.43	33.00	-7.77	1/12
	16-QAM	1852.50	19.46	H	4.49	9.50	24.48	280.54	33.00	-8.52	1/12
		1880.00	19.49	H	4.52	9.29	24.25	266.07	33.00	-8.75	1/12
		1907.50	19.79	H	4.55	9.03	24.27	267.30	33.00	-8.73	1/0
3	QPSK	1851.50	20.27	H	4.49	9.51	25.30	338.84	33.00	-7.70	1/8
		1880.00	20.52	H	4.52	9.29	25.28	337.29	33.00	-7.72	1/8
		1908.50	20.60	H	4.55	9.02	25.07	321.37	33.00	-7.93	1/8
	16-QAM	1851.50	19.39	H	4.49	9.51	24.42	276.69	33.00	-8.58	1/8
		1880.00	19.53	H	4.52	9.29	24.29	268.53	33.00	-8.71	1/8
		1908.50	19.84	H	4.55	9.02	24.31	269.77	33.00	-8.69	1/8
1.4	QPSK	1850.70	20.08	H	4.48	9.52	25.12	325.09	33.00	-7.88	1/0
		1880.00	20.37	H	4.52	9.29	25.13	325.84	33.00	-7.87	1/5
		1909.30	20.79	H	4.55	9.00	25.25	334.97	33.00	-7.75	1/0
	16-QAM	1850.70	19.08	H	4.48	9.52	24.12	258.23	33.00	-8.88	1/0
		1880.00	19.46	H	4.52	9.29	24.22	264.24	33.00	-8.78	1/3
		1909.30	19.83	H	4.55	9.00	24.29	268.53	33.00	-8.71	1/3

UL KOREA LTD. Suwon Laboratory FORM ID: FCC_24(05)
218 Maeyeong-ro, Yeongtong-gu, Suwon-si, Gyeonggi-do, 16675, Korea TEL: (031) 337-9902 FAX: (031) 213-5433
UL KOREA LTD. Confidential
This report shall not be reproduced except in full, without the written approval of UL KOREA LTD.

9.2. RADIATIED SPURIOUS EMISSION

RULE PART(S)

FCC: §2.1053, §24.238

LIMIT

Part 24.238(a)
The power of any emission outside of the authorized operating frequency ranges must be attenuated below the transmitting power (P) by a factor of at least 43 + 10 log (P) dB.

TEST PROCEDURE

ANSI / TIA / EIA 603 E Clause 2.2.12; ESU40 setting reference to 971168 D01 v03r01

For peak power measurement with a ESU40:

a) Set the RBW = 1 MHz for emissions above 1 GHz
b) Set VBW ≥ 3 × RBW;
c) Set span ≥ 1.5 times the OBW;
d) Sweep time = auto couple;
e) Detector = rms;
f) Ensure that the number of measurement points ≥ span/RBW;
g) Trace Mode = average(LTE), Maxhold(GSM);

NOTE1

GSM : It was tested at GPRS as worst case (the highst output power and density).
LTE: It was tested at 1RB QPSK as worst case (the highst output power and density).

NOTE2

Please refer to section 5.4 for bandwidth and RB setting about LTE bands.

RESULTS

See the following pages.

UL KOREA LTD. Suwon Laboratory FORM ID: FCC_24(05)
218 Maeyeong-ro, Yeongtong-gu, Suwon-si, Gyeonggi-do, 16675, Korea TEL: (031) 337-9902 FAX: (031) 213-5433
UL KOREA LTD. Confidential
This report shall not be reproduced except in full, without the written approval of UL KOREA LTD.

9.2.1. SPURIOUS RADIATION RESULT

GSM1900

GPRS

ANT B

UL Verification Services, Inc.
Above 1GHz High Frequency Substitution Measurement

Company: Samsung
Project #: 4791196642
Date: 2024-05-07
Test Engineer: 28775
Configuration: EUT / AC Adapter, Y-Position, HF
Location: Chamber 2
Mode: GPRS 1900 MHz Harmonics
Test Votage: AC 120 V, 60 Hz

f MHz	SG reading (dBm)	Ant. Pol. (H/V)	Distance (m)	Preamp (dB)	Filter (dB)	EIRP (dBm)	Limit (dBm)	Delta (dB)	Notes
Low Ch, 1850.2MHz									
3700.40	-9.4	V	3.0	42.2	1.0	-50.6	-13.0	-37.6	
5550.60	-6.2	V	3.0	43.0	1.0	-48.2	-13.0	-35.2	
7400.80	-4.0	V	3.0	42.6	1.0	-45.6	-13.0	-32.6	
3700.40	-9.6	H	3.0	42.2	1.0	-50.8	-13.0	-37.8	
5550.60	-6.7	H	3.0	43.0	1.0	-48.7	-13.0	-35.7	
7400.80	-4.6	H	3.0	42.6	1.0	-46.3	-13.0	-33.3	
Mid Ch, 1880MHz									
3760.00	-9.0	V	3.0	42.2	1.0	-50.3	-13.0	-37.3	
5640.00	-1.8	V	3.0	43.1	1.0	-43.8	-13.0	-30.8	
7520.00	-4.0	V	3.0	42.6	1.0	-45.6	-13.0	-32.6	
3760.00	-8.2	H	3.0	42.2	1.0	-49.4	-13.0	-36.4	
5640.00	0.4	H	3.0	43.1	1.0	-41.7	-13.0	-28.7	
7520.00	-4.3	H	3.0	42.6	1.0	-45.9	-13.0	-32.9	
High Ch, 1909.8MHz									
3819.60	-9.2	V	3.0	42.2	1.0	-50.4	-13.0	-37.4	
5729.40	-5.8	V	3.0	43.1	1.0	-47.9	-13.0	-34.9	
7639.20	-3.8	V	3.0	42.5	1.0	-45.3	-13.0	-32.3	
3819.60	-9.4	H	3.0	42.2	1.0	-50.6	-13.0	-37.6	
5729.40	-6.4	H	3.0	43.1	1.0	-48.5	-13.0	-35.5	
7639.20	-4.5	H	3.0	42.5	1.0	-46.1	-13.0	-33.1	

UL KOREA LTD. Suwon Laboratory FORM ID: FCC_24(05)
218 Maeyeong-ro, Yeongtong-gu, Suwon-si, Gyeonggi-do, 16675, Korea TEL: (031) 337-9902 FAX: (031) 213-5433
UL KOREA LTD. Confidential
This report shall not be reproduced except in full, without the written approval of UL KOREA LTD.

LTE Band 2

15 MHz

QPSK

ANT B

UL Verification Services, Inc.
Above 1GHz High Frequency Substitution Measurement

Company: Samsung
Project #: 4791196642
Date: 2024-05-07
Test Engineer: 28775
Configuration: EUT / AC Adapter, X-Position, HF
Location: Chamber 2
Mode: LTE_QPSK Band 2 Harmonics, 15MHz Bandwidth
Test Votage: AC 120 V, 60 Hz

f MHz	SG reading (dBm)	Ant. Pol. (H/V)	Distance (m)	Preamp (dB)	Filter (dB)	EIRP (dBm)	Limit (dBm)	Delta (dB)	Notes
Low Ch, 1857.5MHz									
3715.00	-9.9	V	3.0	42.2	1.0	-51.1	-13.0	-38.1	
5572.50	-4.1	V	3.0	43.0	1.0	-46.1	-13.0	-33.1	
7430.00	-5.2	V	3.0	42.6	1.0	-46.8	-13.0	-33.8	
3715.00	-10.4	H	3.0	42.2	1.0	-51.6	-13.0	-38.6	
5572.50	-4.2	H	3.0	43.0	1.0	-46.2	-13.0	-33.2	
7430.00	-5.8	H	3.0	42.6	1.0	-47.4	-13.0	-34.4	
Mid Ch, 1880MHz									
3760.00	-10.1	V	3.0	42.2	1.0	-51.3	-13.0	-38.3	
5640.00	-2.2	V	3.0	43.1	1.0	-44.3	-13.0	-31.3	
7520.00	-5.2	V	3.0	42.6	1.0	-46.8	-13.0	-33.8	
3760.00	-10.2	H	3.0	42.2	1.0	-51.4	-13.0	-38.4	
5640.00	-5.1	H	3.0	43.1	1.0	-47.2	-13.0	-34.2	
7520.00	-5.8	H	3.0	42.6	1.0	-47.3	-13.0	-34.3	
High Ch, 1902.5MHz									
3805.00	-10.1	V	3.0	42.2	1.0	-51.3	-13.0	-38.3	
5707.50	-7.1	V	3.0	43.1	1.0	-49.2	-13.0	-36.2	
7610.00	-5.0	V	3.0	42.5	1.0	-46.5	-13.0	-33.5	
3805.00	-10.3	H	3.0	42.2	1.0	-51.5	-13.0	-38.5	
5707.50	-7.3	H	3.0	43.1	1.0	-49.4	-13.0	-36.4	
7610.00	-5.6	H	3.0	42.5	1.0	-47.1	-13.0	-34.1	

END OF REPORT

UL KOREA LTD. Suwon Laboratory FORM ID: FCC_24(05)
218 Maeyeong-ro, Yeongtong-gu, Suwon-si, Gyeonggi-do, 16675, Korea TEL: (031) 337-9902 FAX: (031) 213-5433
UL KOREA LTD. Confidential
This report shall not be reproduced except in full, without the written approval of UL KOREA LTD.