



1. Appendix: UNLICENSED BAND SETUP PHOTOS(Conducted Test)


1) CONDUCTED RF MEASUREMENT SETUP (DTS, UNII, BLE)




2) CONDUCTED RF MEASUREMENT SETUP (Bluetooth)



3) CONDUCTED RF MEASUREMENT SETUP (DFS)




4) CONDUCTED RF MEASUREMENT SETUP (NFC Stability)




2. Appendix: UNLICENSED BAND SETUP PHOTOS(Radiated Test)

1) RADIATED RF MEASUREMENT SETUP (BELOW 1 GHz)

BELOW 1 GHz FRONT TEST PHOTO




BELOW 1 GHz REAR TEST PHOTO




2) RADIATED RF MEASUREMENT SETUP (ABOVE 1 GHz)

ABOVE 1 GHz FRONT TEST PHOTO




ABOVE 1 GHz REAR TEST PHOTO




3) RADIATED RF MEASUREMENT SETUP (NFC)

FACE ON FRONT TEST PHOTO




FACE OFF FRONT TEST PHOTO



4) RADIATED RF MEASUREMENT SETUP (WPT)


FACE ON FRONT TEST PHOTO

Test Case 3




FACE OFF FRONT TEST PHOTO


Test Case 3



FACE ON FRONT TEST PHOTO
Test Case 8




FACE OFF FRONT TEST PHOTO
Test Case 8




5) RADIATED RF MEASUREMENT SETUP (UWB)

UWB RSE FRONT TEST PHOTO (50cm)




UWB RSE REAR TEST PHOTO (50cm)



6) RADIATED RF MEASUREMENT SET-UP (Axis)

Open_X AXIS PHOTO




Open_Y AXIS PHOTO



Open_Z AXIS PHOTO



Half_Folded_X AXIS PHOTO




Half_Folded_Y AXIS PHOTO




Half_Folded_Z AXIS PHOTO



Full_Folded_X AXIS PHOTO



Full_Folded Y AXIS PHOTO



Full_Folded Z AXIS PHOTO



7) AC LINE CONDUCTED MEASUREMENT SETUP

AC LINE CONDUCTED FRONT TEST PHOTO



AC LINE CONDUCTED REAR TEST PHOTO



AC LINE CONDUCTED FRONT TEST PHOTO
WPT



AC LINE CONDUCTED REAR TEST PHOTO
WPT



END OF TEST PHOTO