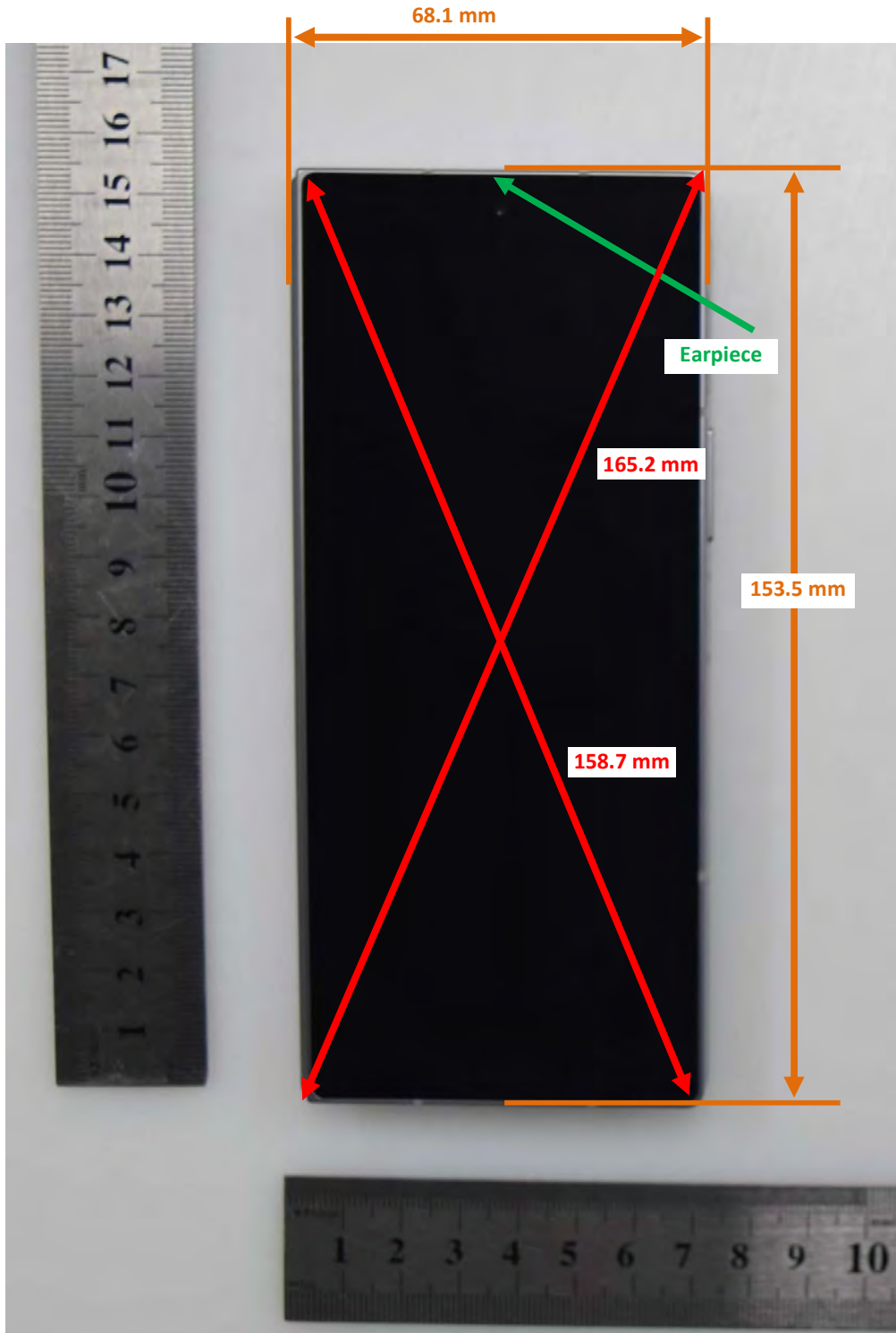



### Folder Closed DUT and SAR Set-up Photos

#### Overall Dimensions



### Folder Opened DUT and SAR Set-up Photos

#### Overall Dimensions



Folder Closed Front View of the DUT



Folder Closed Rear View of the DUT



Folder Opened Front View of the DUT




Folder Opened Rear View of the DUT



### Folder Closed Setup Photos

Handset Vertical and Horizontal Reference Lines

Vertical  
Center Line



Horizontal  
Line

## Folder Closed Head Exposure Conditions


Left Touch



Left Tilt (15°)



Right Touch




Right Tilt (15°)




### Folder Closed Body-worn Accessory & Hotspot mode Exposure Conditions

Rear 10mm




Front 10mm





### Folder Closed Hotspot Exposure Conditions


Top 10mm




Left 10mm



Bottom 10mm




Right 10mm



### Folder Closed Product Specific 10-g Exposure Conditions

Rear 0mm



Front 0mm




Top 0mm




Left 0mm



Bottom 0mm




Right 0mm




### Folder Opened Body Exposure Conditions

Rear 10mm



Front 10mm



Top 10mm




Left 10mm



Bottom 10mm




Right 10mm






## Folder Opened Extremity 10-g Exposure Conditions

Rear 0mm



Front 0mm



Top 0mm




Left 0mm



Bottom 0mm

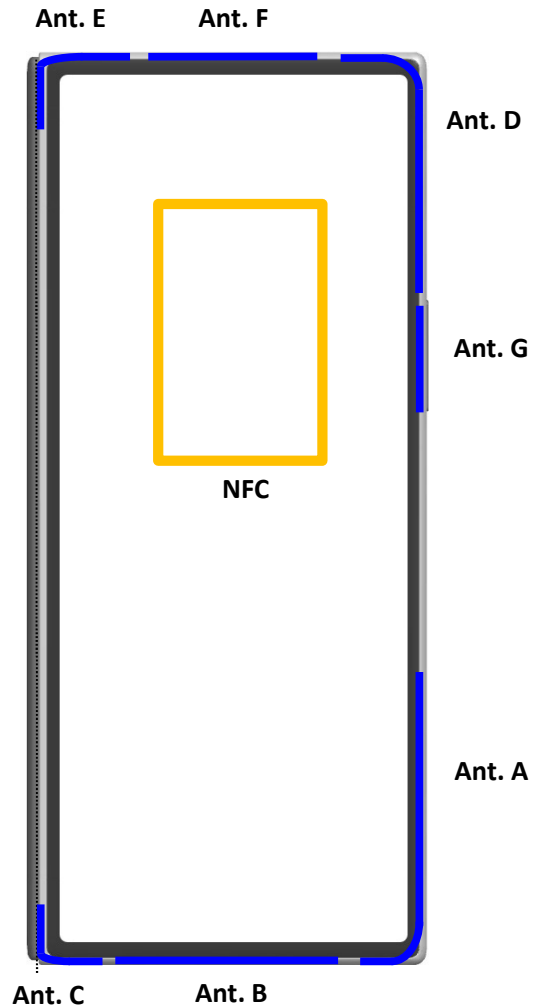


Right 0mm



### Folder Closed Antenna Dimensions & Separation Distances (Front View)

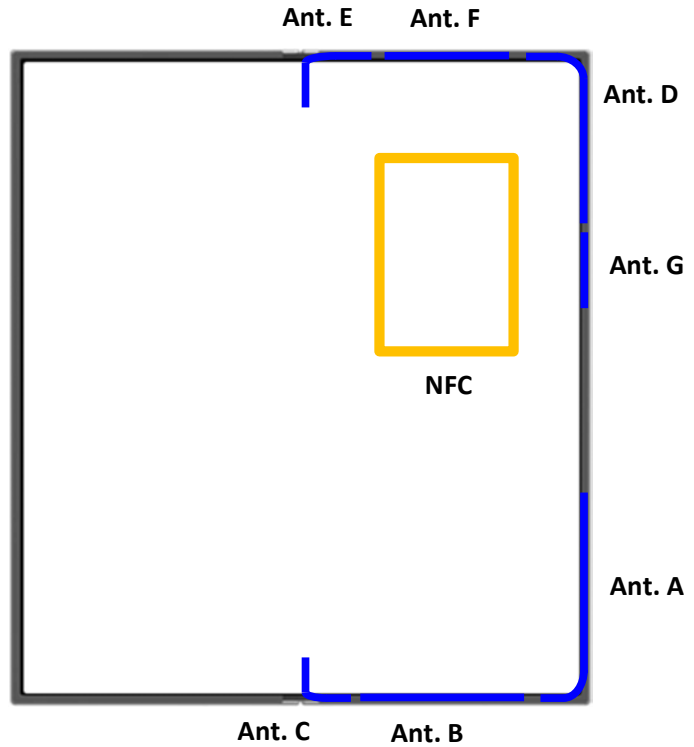
1. Ant A
  - GSM 850
  - WCDMA 5
  - LTE 5, 12, 13, 26
  - NR n5, 77(SRS3)
2. Ant B
  - GSM 1900
  - WCDMA 2, 4
  - LTE 2, 4, 25, 41, 66
  - NR n2, 25, 66, 41(SRS1), 41Switching (Voice/Data/SRS0)
  - AFS(A+B): GSM 850, WCDMA 5, LTE 5, 12, 13, 26, NR n5
3. Ant C
  - NR n41(SRS3), 41Switching (SRS2), 77(SRS1)
4. Ant D
  - GSM850
  - WCDMA 5
  - LTE 5, 12, 13, 26
  - NR n5
  - WIFI#2 5G, 6G
5. Ant E
  - LTE 2, 4, 25, 41, 66
  - NR n2, 25, 41(Voice/Data/SRS0), 41Switching (SRS1), 66, 77(Voice/Data/SRS0)
6. Ant F
  - NR n77(SRS2)
  - WIFI#2 2.4G
  - BT#2
  - UWB
7. Ant G
  - NR n41(SRS2), 41Switching (SRS3)
  - WIFI#1 2.4G, 5G, 6G
  - BT#1
8. NFC



Antenna		Ant. A	Ant. B	Ant. C	Ant. D	Ant. E	Ant. F	Ant. G	NFC
Distance between Antenna to Edges of Device (mm)	Top	115.7	153.5	143.5	0	0	0	39.3	16.55
	Left	48.1	19.1	0	44.5	0	23.6	64.7	16.84
	Bottom	0	0	0	115.3	143.5	153.5	93.8	93.85
	Right	0	19.1	48.5	0	44.2	20.5	0	27.36

### Folder Opened Antenna Dimensions & Separation Distances (Front View)

1. Ant A
  - GSM 850
  - WCDMA 5
  - LTE 5, 12, 13, 26
  - NR n5, 77(SRS3)
2. Ant B
  - GSM 1900
  - WCDMA 2, 4
  - LTE 2, 4, 25, 41, 66
  - NR n2, 25, 66, 41(SRS1), 41Switching (Voice/Data/SRS0)
  - AFS(A+B): GSM 850, WCDMA 5, LTE 5, 12, 13, 26, NR n5
3. Ant C
  - NR n41(SRS3), 41Switching (SRS2), 77(SRS1)
4. Ant D
  - GSM850
  - WCDMA 5
  - LTE 5, 12, 13, 26
  - NR n5
  - WIFI#2 5G, 6G
5. Ant E
  - LTE 2, 4, 25, 41, 66
  - NR n2, 25, 41(Voice/Data/SRS0), 41Switching (SRS1), 66, 77(Voice/Data/SRS0)
6. Ant F
  - NR n77(SRS2)
  - WIFI#2 2.4G
  - BT#2
  - UWB
7. Ant G
  - NR n41(SRS2), 41Switching (SRS3)
  - WIFI#1 2.4G, 5G, 6G
  - BT#1
8. NFC



Antenna		Ant. A	Ant. B	Ant. C	Ant. D	Ant. E	Ant. F	Ant. G	NFC
Distance between Antenna to Edges of Device (mm)	Top	115.7	153.5	143.5	0	0	0	39.3	16.55
	Left	114.4	85	65.9	0	65.9	88.4	132.6	27.36
	Bottom	0	0	0	115.3	143.5	153.5	88.1	93.85
	Right	0	19.1	48.5	113.9	46.2	20.2	0	81.34