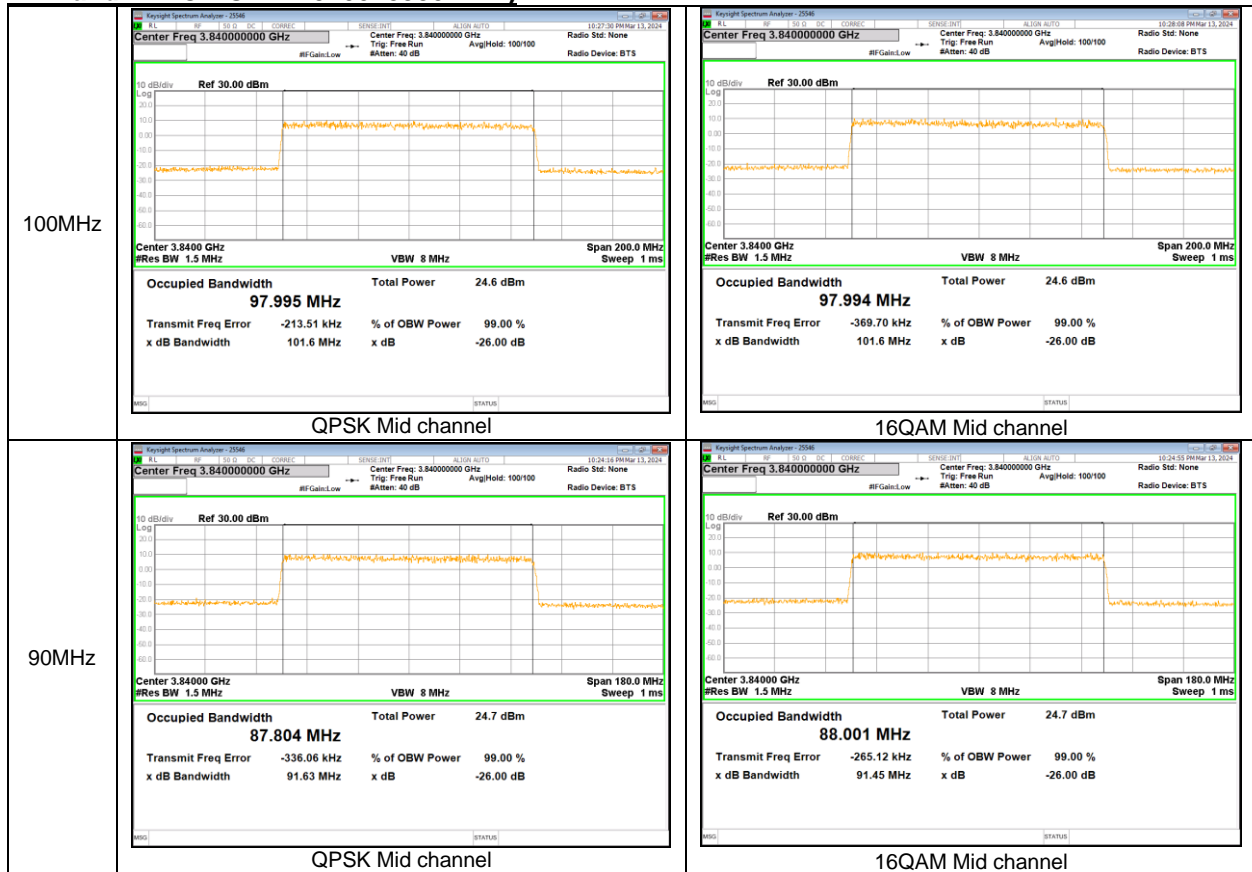
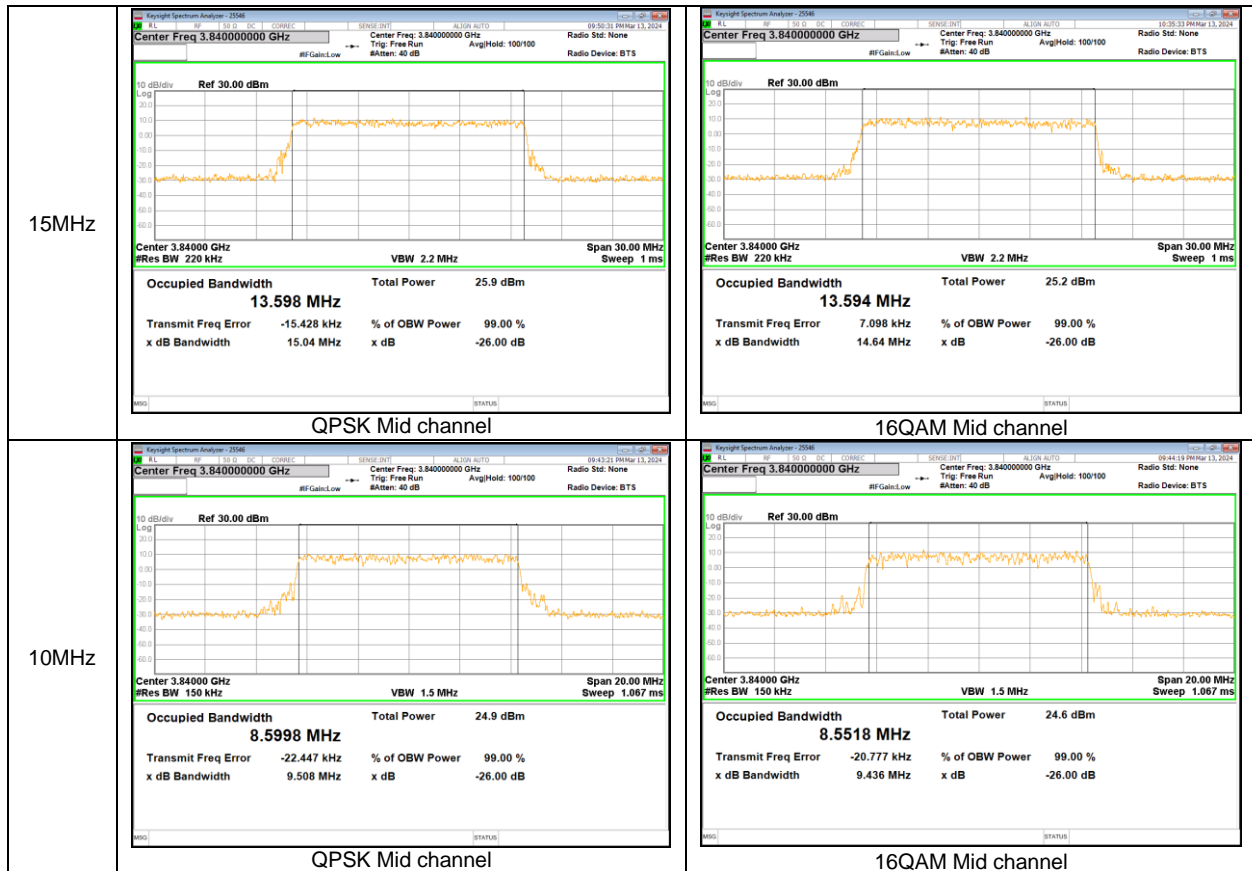


NR Band n77 CP-OFDM 3700–3980 MHz)









8.4. BAND EDGE EMISSIONS

RULE PART(S)

FCC: §27. 53

LIMITS

Part 27.53:

(c) For operations in the 746-758 MHz band and the 776-788 MHz band, the power of any emission outside the licensee's frequency band(s) of operation shall be attenuated below the transmitter power (P) within the licensed band(s) of operation, measured in watts, in accordance with the following:

(2) On any frequency outside the 776-788 MHz band, the power of any emission shall be attenuated outside the band below the transmitter power (P) by at least $43 + 10 \log (P)$ dB;

(4) On all frequencies between 763-775 MHz and 793-806 MHz, by a factor not less than $65 + 10 \log (P)$ dB in a 6.25 kHz band segment, for mobile and portable stations;

(g) For operations in the 600 MHz band and the 698-746 MHz band, the power of any emission outside a licensee's frequency band(s) of operation shall be attenuated below the transmitter power (P) within the licensed band(s) of operation, measured in watts, by at least $43 + 10 \log (P)$ dB. Compliance with this provision is based on the use of measurement instrumentation employing a resolution bandwidth of 100 kilohertz or greater. However, in the 100 kilohertz bands immediately outside and adjacent to a licensee's frequency block, a resolution bandwidth of at least 30 kHz may be employed.

(h) The power of any emission outside a licensee's frequency block shall be attenuated below the transmitter power (P) in watts by at least $43 + 10 \log_{10} (P)$ dB.

(m) (4) For mobile digital stations, the attenuation factor shall be not less than $40 + 10 \log (P)$ dB on all frequencies between the channel edge and 5 megahertz from the channel edge, $43 + 10 \log (P)$ dB on all frequencies between 5 megahertz and X megahertz from the channel edge, and $55 + 10 \log (P)$ dB on all frequencies more than X megahertz from the channel edge, where X is the greater of 6 megahertz or the actual emission bandwidth as defined in paragraph (m)(6) of this section. In addition, the attenuation factor shall not be less than $43 + 10 \log (P)$ dB on all frequencies between 2490.5 MHz and 2496 MHz and $55 + 10 \log (P)$ dB at or below 2490.5 MHz. Mobile Satellite Service licensees operating on frequencies below 2495 MHz may also submit a documented interference complaint against BRS licensees operating on channel BRS Channel 1 on the same terms and conditions as adjacent channel BRS or EBS licensees.

(l)(2) For mobile operations in the 3700-3980 MHz band, the conducted power of any emission outside the licensee's authorized bandwidth shall not exceed -13 dBm/MHz. Compliance with this paragraph (l)(2) is based on the use of measurement instrumentation employing a resolution bandwidth of 1 megahertz or greater. However, in the 1 megahertz bands immediately outside and adjacent to the licensee's frequency block, the minimum resolution bandwidth for the measurement shall be either one percent of the emission bandwidth of the fundamental emission of the transmitter or 350 kHz. In the bands between 1 and 5 MHz removed from the licensee's frequency block, the minimum resolution bandwidth for the measurement shall be 500 kHz. The emission bandwidth is defined as the width of the signal between two points, one below the carrier center frequency and one above the carrier center frequency, outside of which all emissions are attenuated at least 26 dB below the transmitter power.

(n)(2) For mobile operations in the 3450-3550 MHz band, the conducted power of any emission outside the licensee's authorized bandwidth shall not exceed -13 dBm/MHz. Compliance with this paragraph (n)(2) is based on the use of measurement instrumentation employing a resolution bandwidth of 1 megahertz or greater. However, in the 1 megahertz bands immediately outside and adjacent to the licensee's frequency block, a resolution bandwidth of at least one percent of the emission bandwidth of the fundamental emission of the transmitter may be employed, but limited to a maximum of 200 kHz. In the bands between 1 and 5 MHz removed from the licensee's frequency block, the minimum resolution bandwidth for the measurement shall be 500 kHz. The emission bandwidth is defined as the width of the signal between two points, one below the carrier center frequency and one above the carrier center frequency, outside of which all emissions are attenuated at least 26 dB below the transmitter power.

TEST PROCEDURE

Per KDB 971168 D01 Power Meas License Digital Systems v03r01

The transmitter output was connected to either CMW500 Test Set or E7515B Test set and configured to operate at maximum power. The band edge emissions were measured at the required operating frequencies in each band on the Spectrum Analyzer.

WCDMA/LTE/5G NR

- a) Set the RBW = 1 - 1.5 % of OBW(Typically limited to a minimum RBW of 1% of the OBW)
- b) Set VBW $\geq 3 \times$ RBW;
- c) Set span ≥ 1.5 times the OBW;
- d) Sweep time = Auto;
- e) Detector = RMS;
- f) Ensure that the number of measurement points $\geq 2 \times$ Span/RBW;
- g) Trace Mode = Average (100);

NOTE1

For frequency range of 763-775 MHz and 793-806 MHz, 769-775 MHz and 799-805 MHz.(LTE Band 13)

- a) Set the RBW = 6.2 kHz
- b) Set VBW $\geq 3 \times$ RBW;
- c) Sweep time = 1 second ;
- d) Detector = RMS;
- e) Ensure that the number of measurement points $\geq 2 \times$ Span/RBW;
- f) Trace Mode = Average;

NOTE2

Note that the spurious emissions outside of the channel include narrowband signals. These signals are all below the -13dBm / -25dBm limits. Although the measurement bandwidth is less than the reference bandwidth of 1MHz no addtional correction is applied as ANSI C63.26 section 4.2.3 only requires the correction to be applied when the OBW of the emission being measured is wider than the measurement bandwidth (Where the OBW of the signal under measurement is less than the RBW of the measuring instrument, no bandwidth correction or integration will be required.) Plots for low and high channels show the level of the emission measured with the reduced bandwidth and the level of the same emission measured using the integration method over the 1MHz reference bandwidth are very close, indicating the emissions are narrowband.

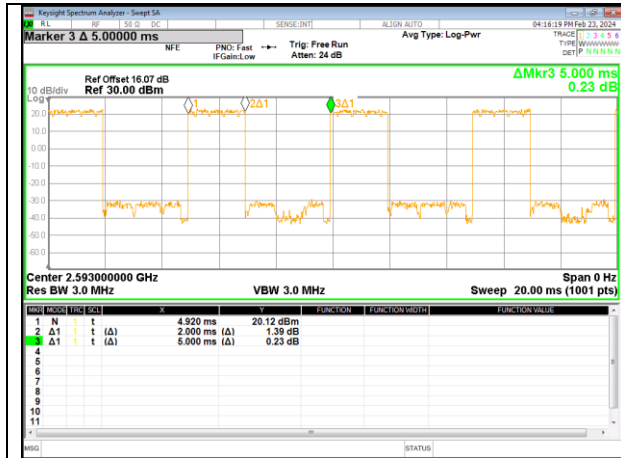
NOTE3

For Band-Edge extended:

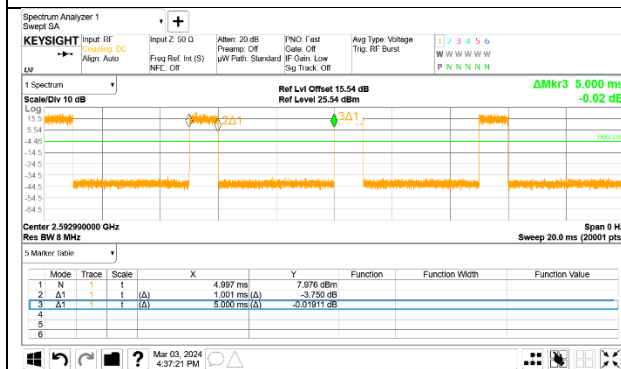
CH BW (MHz)	RB Used (kHz)	CF for emissions more than 100kHz	CF for emissions more than 1MHz
1.4	15	+8.2 dB	+18.2 dB
3	30	+5.2 dB	+15.2 dB
5	51	+2.9 dB	+12.9 dB
10	100	N/A	+10.0 dB
15	150	N/A	+8.2 dB
20	200	N/A	+7.0 dB
25	250	N/A	+6.0 dB
30	300	N/A	+5.2 dB
35	350	N/A	+4.6 dB
40	400	N/A	+4.0 dB

For the band edge value measured in [RB Used], even if [CF for emissions reference bandwidth 100kHz/1MHz] is applied, it is below -13dBm.

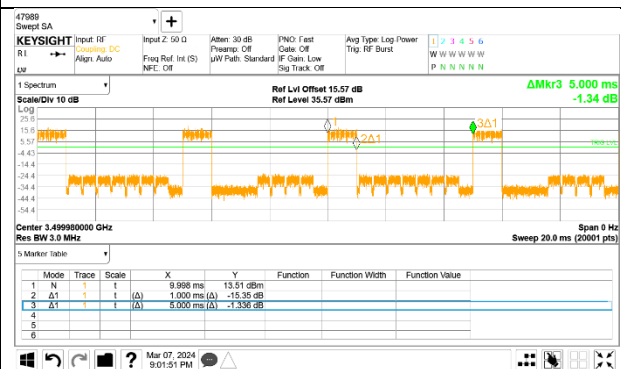
NOTE4



For LTE B41 (Gate trigger off):
 RF Path Loss: 16.07 dB & DCF 4 dB: $10\log(2/5)$
 Measure offset: 16.07 dB+4 dB = **20.07 dB**



For 5G NR n41 (Gate trigger off):
 RF Path Loss: 15.54 dB & DCF 7 dB: $10\log(1/5)$
 Measure offset: 15.54 dB+7 dB = **22.54 dB**



For 5G NR n77 (Gate trigger off):
 RF Path Loss: 15.57 dB & DCF 7 dB: $10\log(1/5)$
 Measure offset: 15.57 dB+7 dB = **22.57 dB**

NOTES

LTE Band 41(PC2) A-MPR is implemented in this EUT when operating on HPUE per the A-MPR specification in 3GPP TS 36.101 (Table 6.2.4-4a). Also only Emission mask test item were performed A-MPR condition.

NOTE6

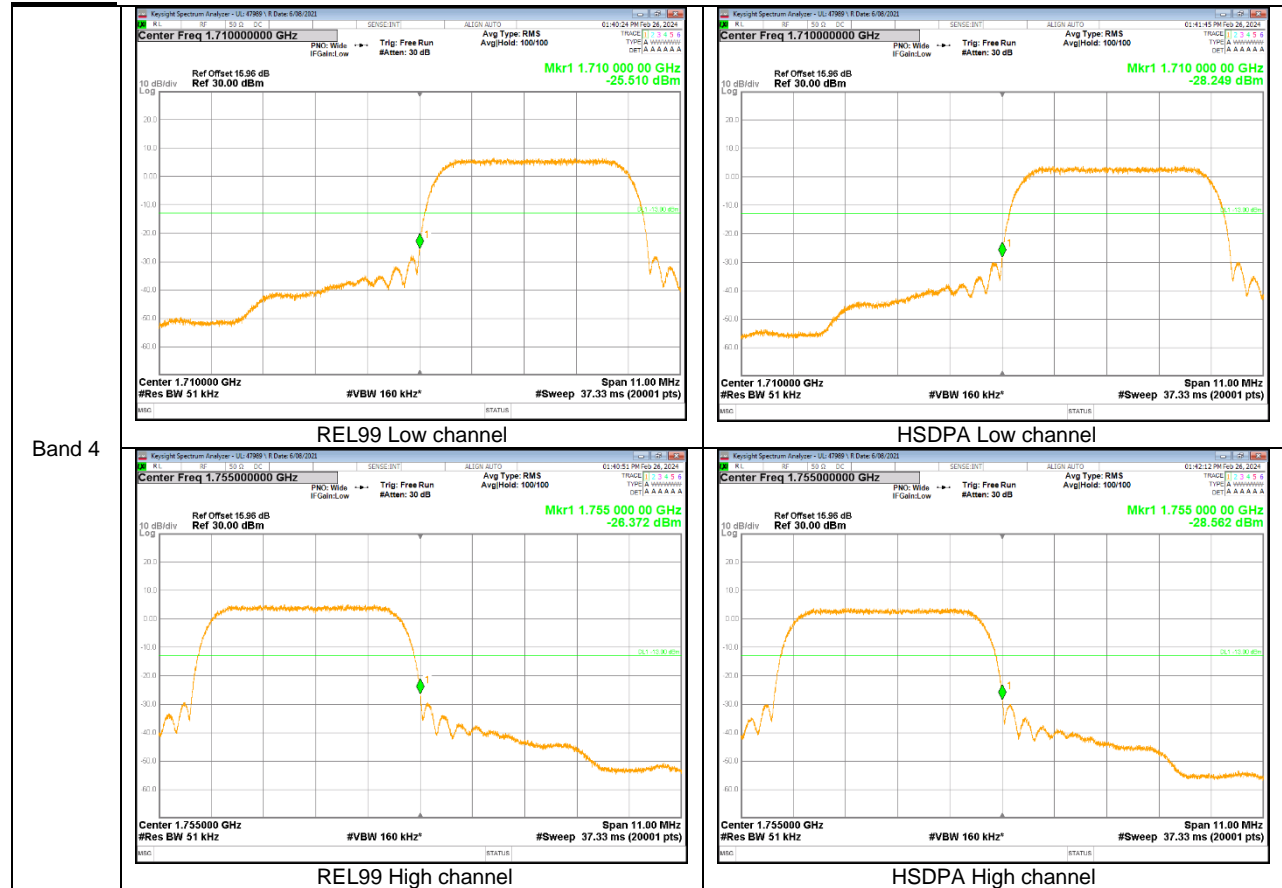
5G NR: All Waveforms (CP-OFDM vs DFT-s_OFDM) and modulations ($\pi/2$ BPSK, QPSK, 16QAM, 64QAM, 256QAM) were investigated to determine the worst case configuration. All Modes of operation were investigated and the worst case configuration results are reported in this section.

RESULTS

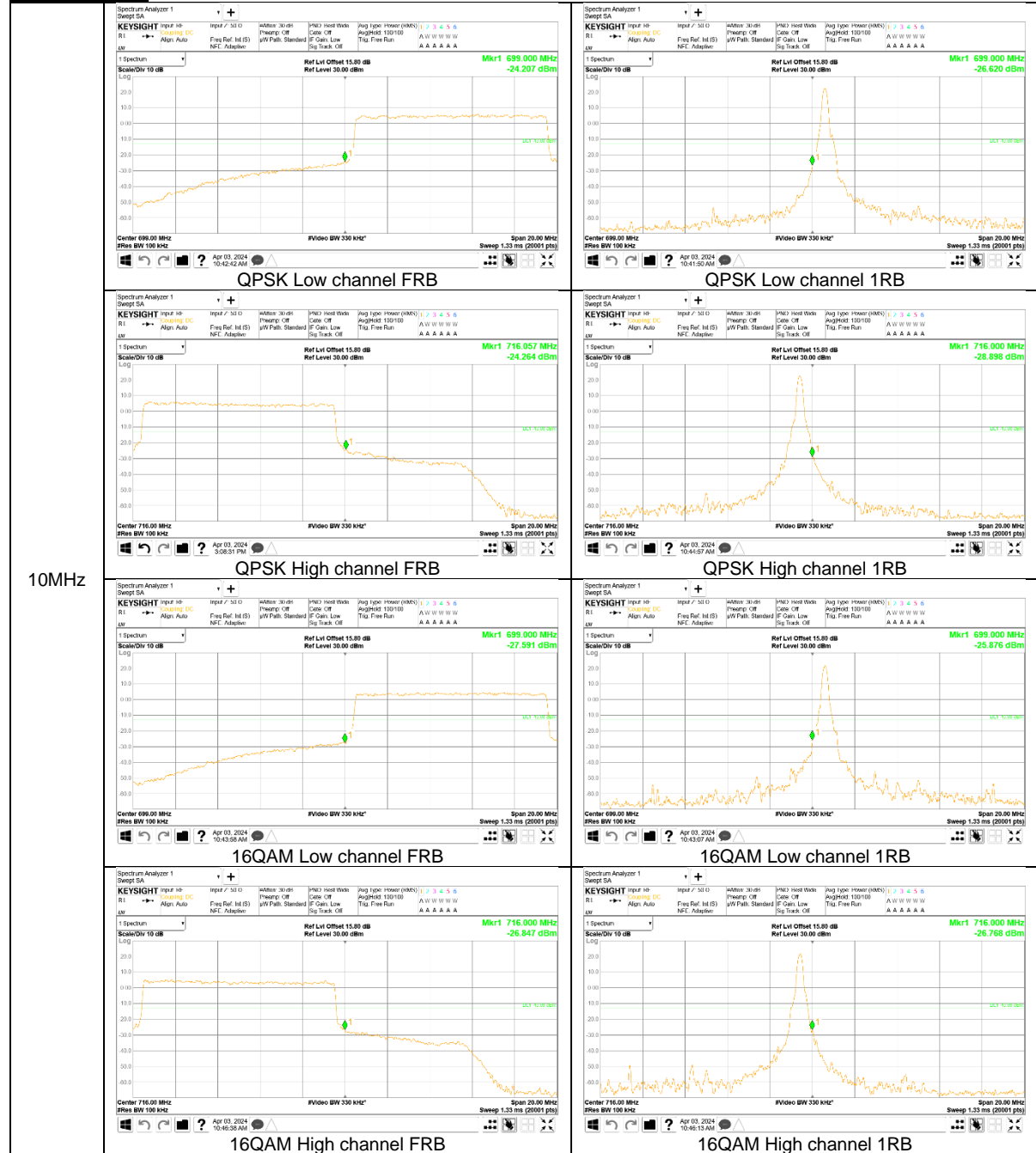
See the following pages.

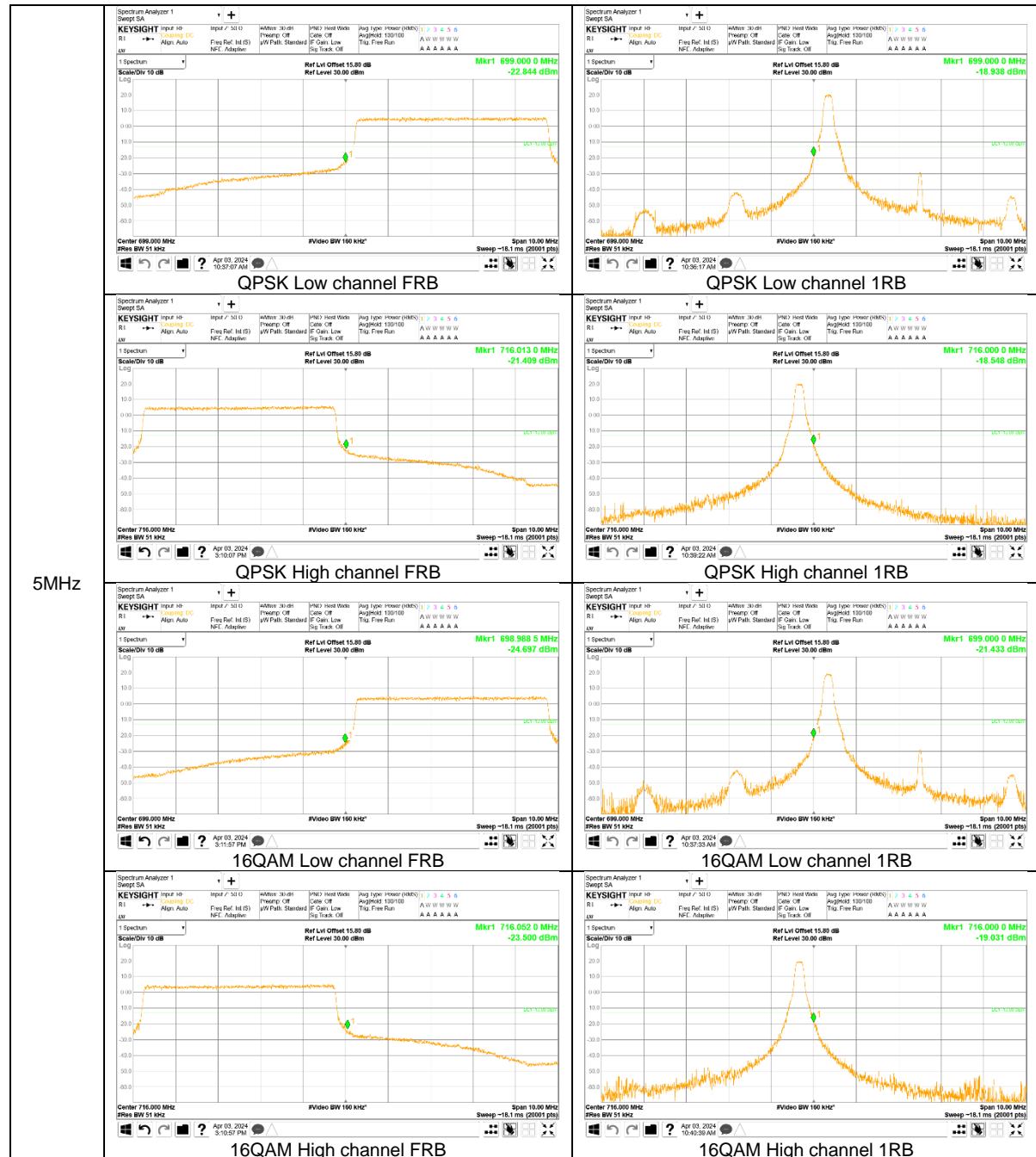
8.4.1. BAND EDGE RESULT

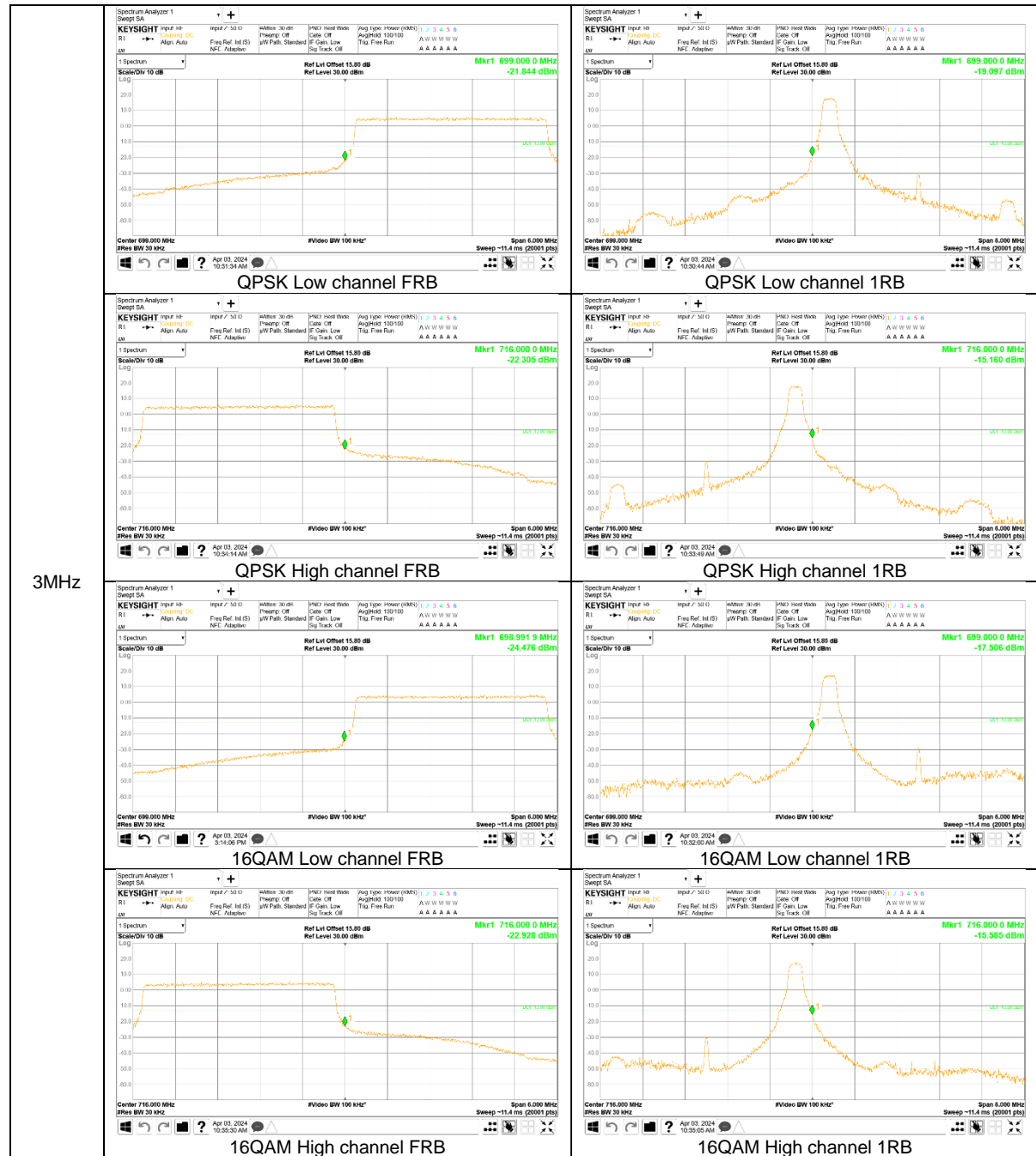
WCDMA

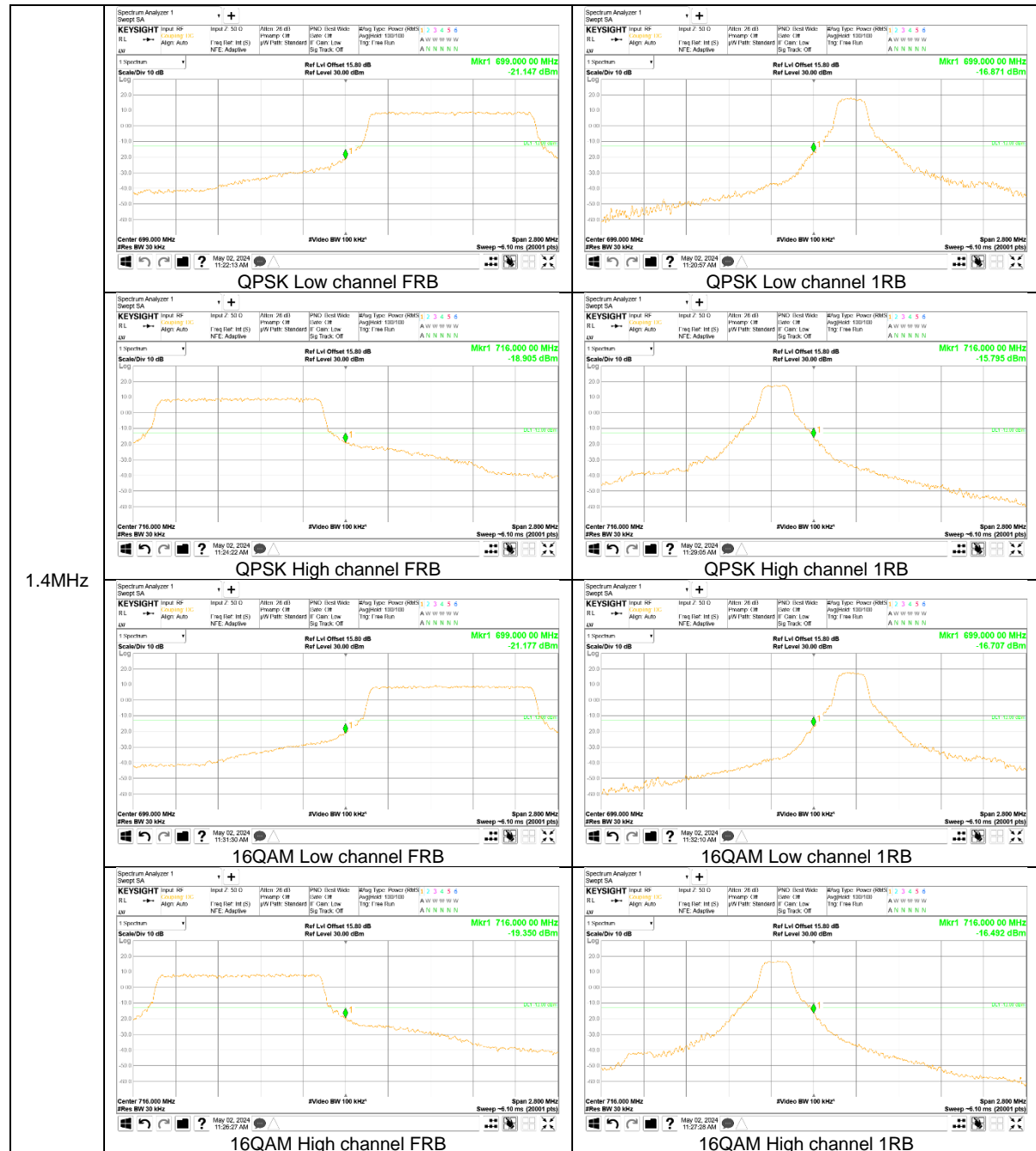


LTE Band 12

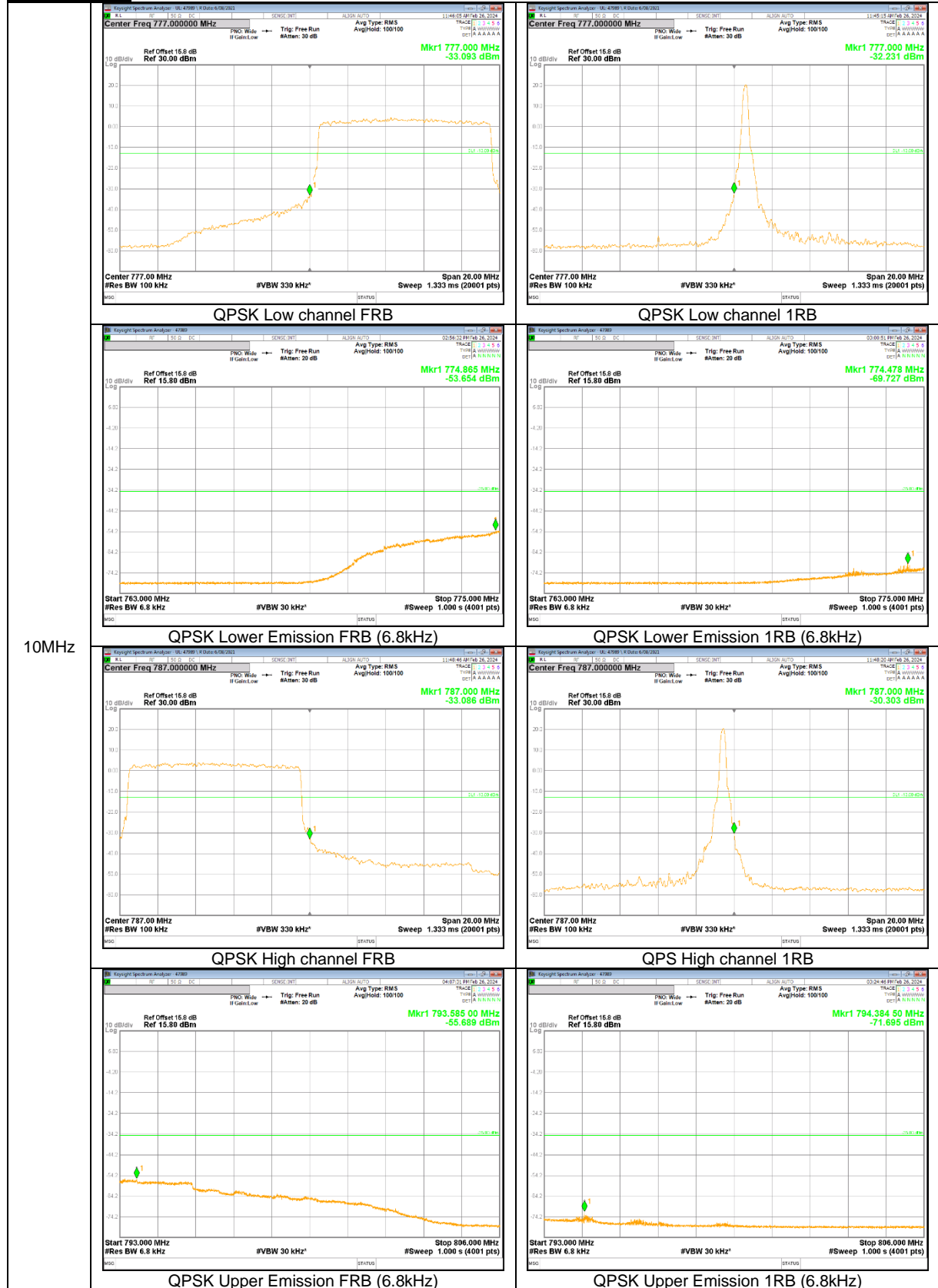


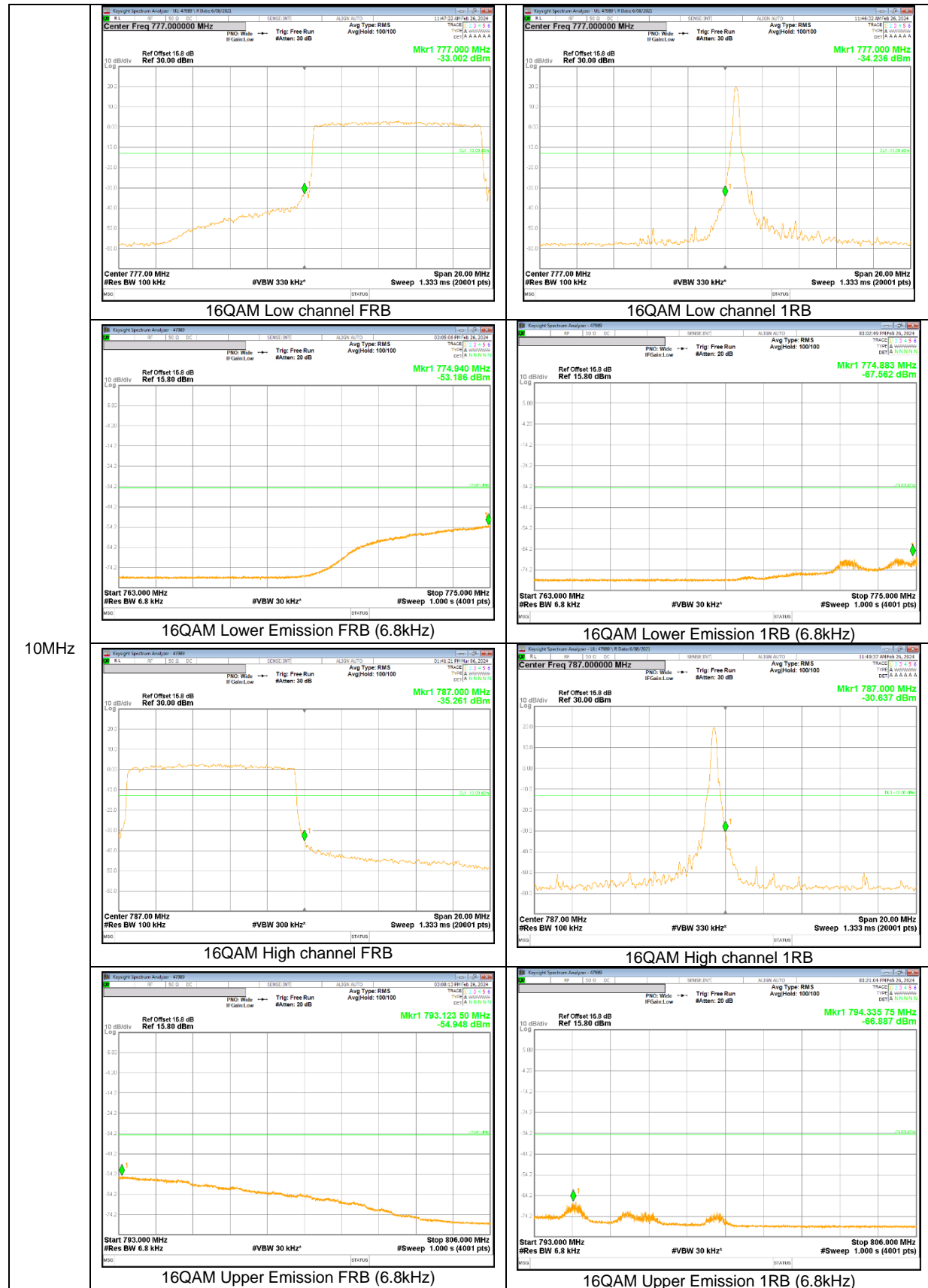


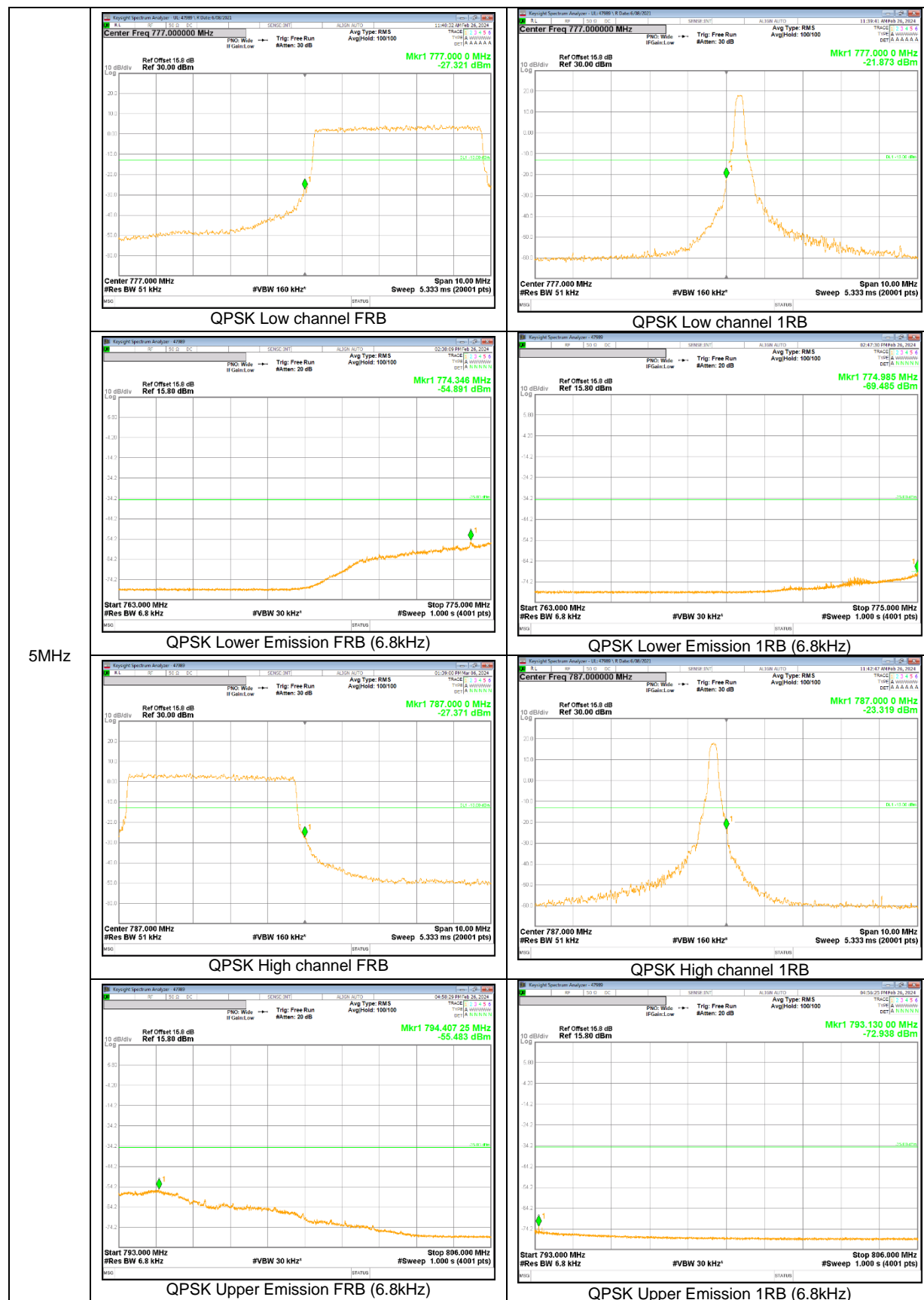


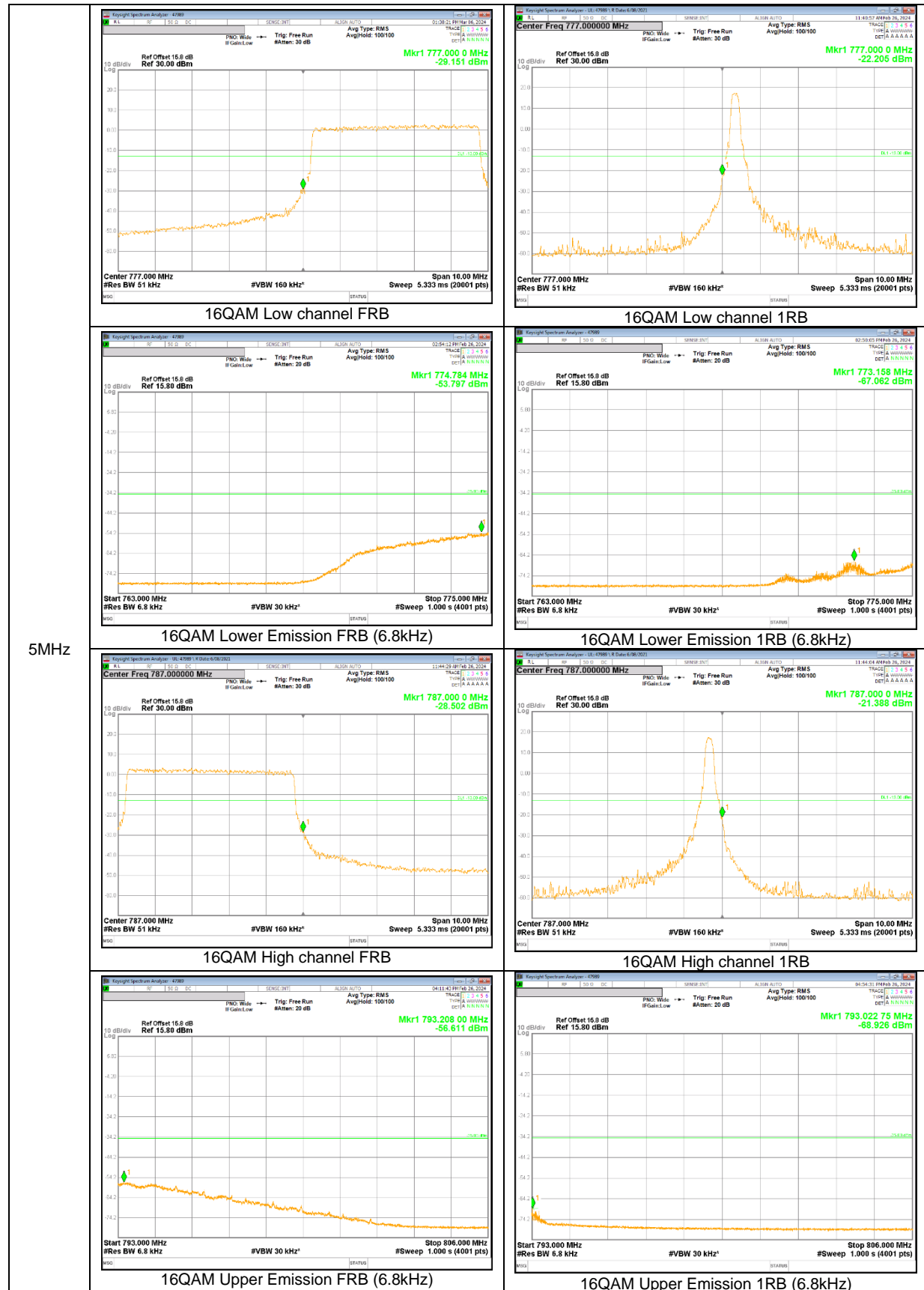


LTE Band 13

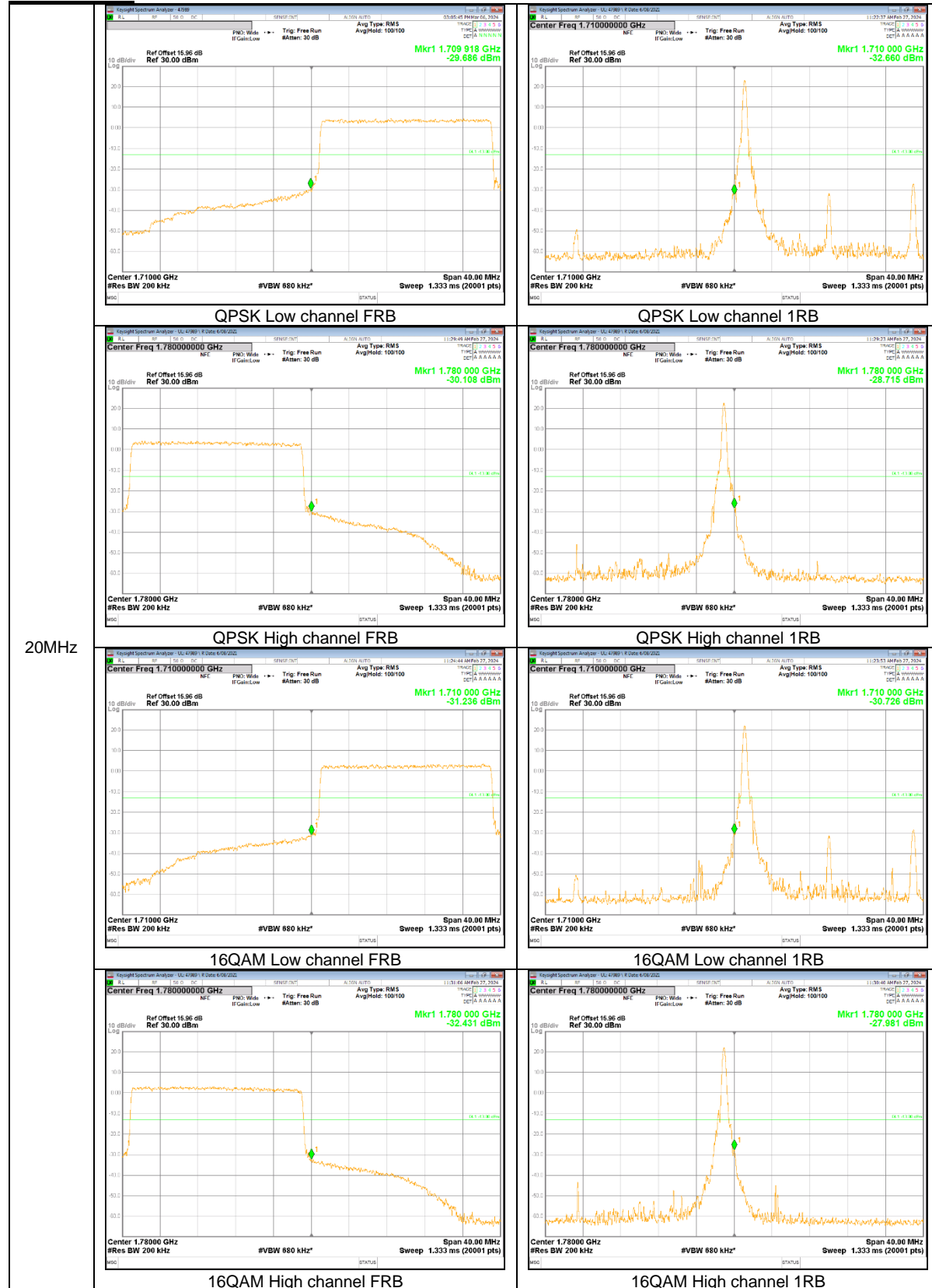




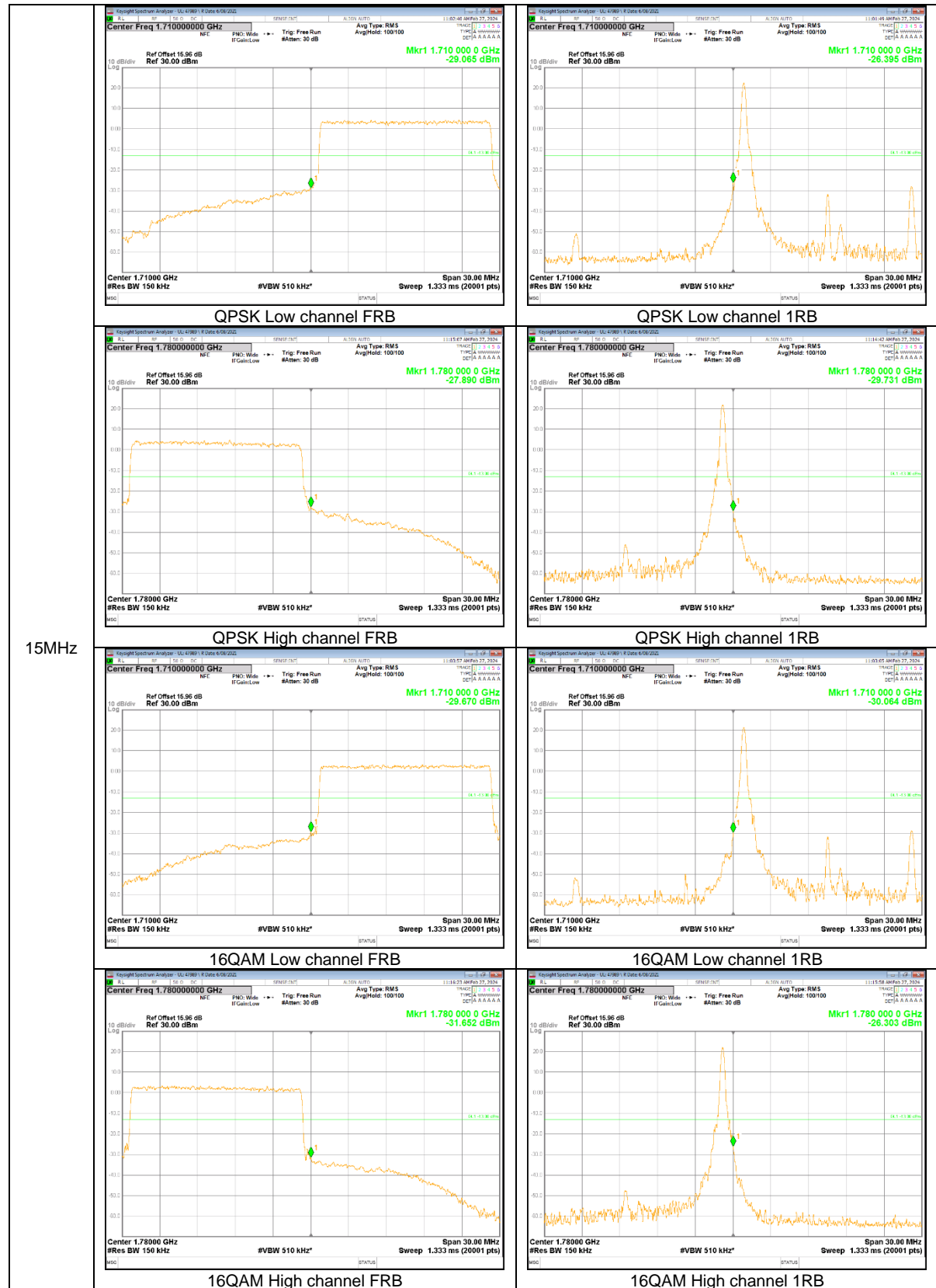




LTE Band 66



20MHz



15MHz

