

System Performance Check Report

Exposure Conditions

Phantom Section, TSL	Position, Test Distance [mm]	Band	Group, UID	Frequency [MHz]	Conversion Factor	TSL Conductivity [S/m]	TSL Permittivity
Flat, HSL	,		CW, 0--	6500.0	5.42	6.05	33.3

Hardware Setup

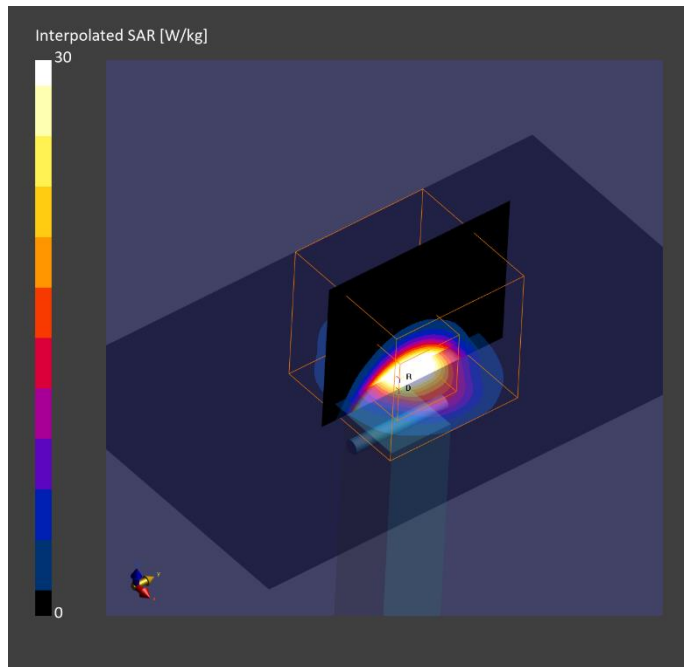
Phantom	TSL (Tissue Simulating Liquid)	Probe, Calibration Date	DAE, Calibration Date
ELI V6.0 (20deg probe tilt) - 2005	HBBL-600-10000	EX3DV4 - SN7376, 2023-07-25	DAE4 Sn912, 2023-11-17

Scans Setup

	Area Scan	Zoom Scan
Grid Extents [mm]	51.0 x 85.0	22.0 x 22.0 x 22.0
Grid Steps [mm]	8.5 x 8.5	3.4 x 3.4 x 1.4
Sensor Surface [mm]	3.0	1.4

Measurement Results

	Area Scan	Zoom Scan
psSAR1g [W/Kg]	26.0	29.8
psSAR10g [W/Kg]	5.12	5.67
Power Drift [dB]	0.14	
M2/M1 [%]	53.9	
Dist 3dB Peak [mm]	4.8	



System Performance Check Report

Exposure Conditions

Phantom Section, TSL	Position, Test Distance [mm]	Band	Group, UID	Frequency [MHz]	Conversion Factor	TSL Conductivity [S/m]	TSL Permittivity
Flat, HSL	,		CW, 0--	8000.0	5.47	7.84	32.5

Hardware Setup

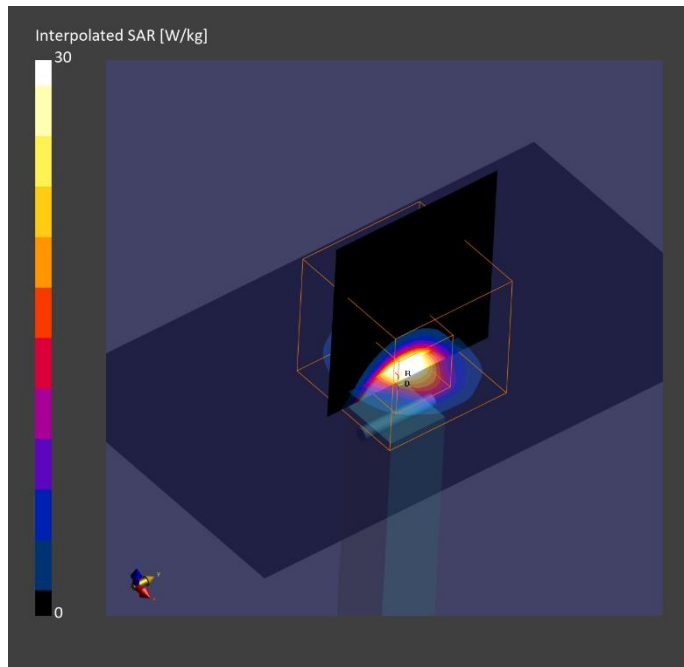
Phantom	TSL (Tissue Simulating Liquid)	Probe, Calibration Date	DAE, Calibration Date
ELI V6.0 (20deg probe tilt) - 2005	HBBL-600-10000	EX3DV4 - SN7646, 2024-03-15	DAE4 Sn912, 2023-11-17

Scans Setup

	Area Scan	Zoom Scan
Grid Extents [mm]	52.0 x 91.0	28.0 x 28.0 x 24.0
Grid Steps [mm]	6.5 x 6.5	2.7 x 2.7 x 1.3
Sensor Surface [mm]	3.0	1.4

Measurement Results

	Area Scan	Zoom Scan
psSAR1g [W/Kg]	28.2	25.4
psSAR10g [W/Kg]	5.20	4.37
Power Drift [dB]	-0.06	
M2/M1 [%]	50.0	
Dist 3dB Peak [mm]	4.4	



System Performance Check Report

Exposure Conditions

Phantom Section, TSL	Position, Test Distance [mm]	Band	Group, UID	Frequency [MHz]	Conversion Factor	TSL Conductivity [S/m]	TSL Permittivity
Flat, HSL	,		CW, 0--	6500.0	4.89	6.08	33.8

Hardware Setup

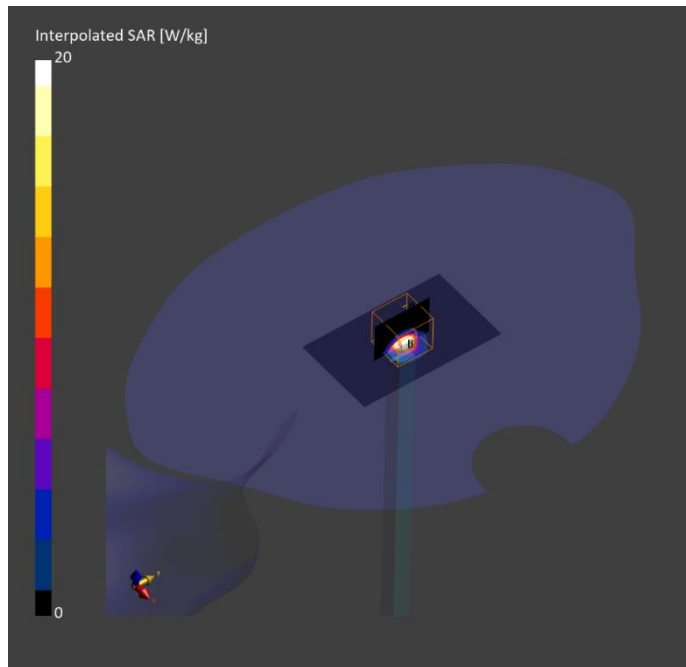
Phantom	TSL (Tissue Simulating Liquid)	Probe, Calibration Date	DAE, Calibration Date
Twin-SAM V8.0 (30deg probe tilt) - 2038	HBBL-600-10000	EX3DV4 - SN7645, 2023-09-20	DAE4 Sn1670, 2023-05-24

Scans Setup

	Area Scan	Zoom Scan
Grid Extents [mm]	51.0 x 85.0	22.0 x 22.0 x 22.0
Grid Steps [mm]	8.5 x 8.5	3.4 x 3.4 x 1.4
Sensor Surface [mm]	3.0	1.4

Measurement Results

	Area Scan	Zoom Scan
psSAR1g [W/Kg]	21.4	26.5
psSAR10g [W/Kg]	4.20	5.05
Power Drift [dB]		-0.09
M2/M1 [%]		48.3
Dist 3dB Peak [mm]		4.6



System Performance Check Report

Exposure Conditions

Phantom Section, TSL	Position, Test Distance [mm]	Band	Group, UID	Frequency [MHz]	Conversion Factor	TSL Conductivity [S/m]	TSL Permittivity
Flat, HSL	,		CW, 0--	8000.0	4.72	8.01	31.9

Hardware Setup

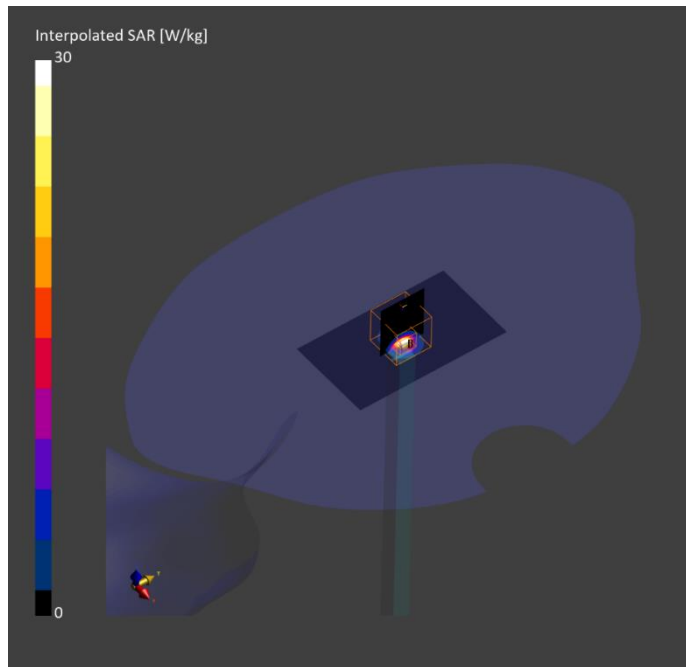
Phantom	TSL (Tissue Simulating Liquid)	Probe, Calibration Date	DAE, Calibration Date
Twin-SAM V8.0 (30deg probe tilt) - 2038	HBBL-600-10000	EX3DV4 - SN7645, 2023-09-20	DAE4 Sn1670, 2023-05-24

Scans Setup

	Area Scan	Zoom Scan
Grid Extents [mm]	52.0 x 91.0	22.0 x 22.0 x 22.0
Grid Steps [mm]	6.5 x 6.5	2.7 x 2.7 x 1.3
Sensor Surface [mm]	3.0	1.4

Measurement Results

	Area Scan	Zoom Scan
psSAR1g [W/Kg]	27.6	24.5
psSAR10g [W/Kg]	5.26	4.40
Power Drift [dB]		-0.08
M2/M1 [%]		49.9
Dist 3dB Peak [mm]		4.4



Measurement Report for Device, FRONT, Validation band, CW, Channel 10000 (10000.0 MHz)

Exposure Conditions

Phantom Section	Position, Test Distance [mm]	Band	Group, UID	Frequency [MHz], Channel Number	Conversion Factor
5G	FRONT, 10.00	Validation band	CW, 0--	10000.0, 10000	1.0

Hardware Setup

Phantom	Medium	Probe, Calibration Date	DAE, Calibration Date
mmWave - xxxx	Air -	EUmmWV4 - SN9536_F1-55GHz, 2024-02-15	DAE4 Sn474, 2023-11-10

Scans Setup

Scan Type	5G Scan
Grid Extents [mm]	120.0 x 120.0
Grid Steps [lambda]	0.125 x 0.125
Sensor Surface [mm]	10.0

Measurement Results

Scan Type	5G Scan
Avg. Area [cm ²]	1.00
psPDn+ [W/m ²]	71.3
psPDtot+ [W/m ²]	72.6
psPDmod+ [W/m ²]	72.9
E _{max} [V/m]	166
Power Drift [dB]	0.12

