



HAC T-COIL SIGNAL TEST REPORT

**FCC 47 CFR § 20.19
ANSI C63.19-2011**

For

GSM/WCDMA/LTE 5G NR Phone + BT/BLE, DTS/UNII a/b/g/n/ac/ax, NFC, WPT and UWB

MODEL NUMBER : SM-F946U, SM-F946U1

FCC ID: A3LSMF946U

REPORT NUMBER: 4790748041-S5V2

ISSUE DATE: 5/17/2023

Prepared for
**SAMSUNG ELECTRONICS CO., LTD.
129 SAMSUNG-RO, YEONGTONG-GU, SUWON-SI,
GYEONGGI-DO, 16677, KOREA**

Prepared by
**UL Korea, Ltd.
26th floor, 152, Teheran-ro, Gangnam-gu Seoul, 06236, Korea**

**Suwon Test Site: UL Korea, Ltd. Suwon Laboratory
218 Maeyeong-ro, Yeongtong-gu,
Suwon-si, Gyeonggi-do, 16675, Korea
TEL: (031) 337-9902
FAX: (031) 213-5433**



Testing Laboratory

TL-637

Revision History

Rev.	Date	Revisions	Revised By
V1	5/12/2023	Initial Issue	-
V2	5/17/2023	Revised items - Added NR Band n38 in Sec.8.1 - Added test data for 802.11ac VHT160 and 802.11ax HE160 in Sec.9.5	Eunji Choi

Table of Contents

1. Attestation of Test Results	5
2. Test Methodology	6
3. Facilities and Accreditation	6
4. Calibration and Uncertainty	6
4.1. <i>Measuring Instrument Calibration</i>	6
4.2. <i>Measurement Uncertainty</i>	7
4.3. <i>Decision Rule</i>	7
5. Test Procedures for all Technologies	8
5.1. <i>General Procedures C63.19-2011, Section 7</i>	8
5.2. <i>VoWiFi</i>	9
5.3. <i>Over the Top (OTT)</i>	10
6. Audio Level and Gain Measurements	12
6.1. <i>GSM / W-CDMA</i>	12
6.2. <i>VoLTE</i>	12
6.3. <i>VoNR</i>	12
6.4. <i>VoWi-Fi</i>	13
6.5. <i>Over the Top (OTT)</i>	13
7. T-coil Measurement Criteria	14
7.1. <i>Frequency Response</i>	14
7.2. <i>Signal to Noise</i>	15
8. Device Under Test	15
8.1. <i>Air Interfaces and Operating Mode</i>	16
9. HAC (T-coil) Test Results	17
9.1. <i>Antenna Investigation</i>	17
9.2. <i>GSM/WCDMA/VoLTE/VoNR Codec Investigation</i>	18
9.3. <i>GSM/WCDMA/VoLTE/VoNR Air Interface Investigation</i>	20
9.4. <i>VoWi-Fi Codec Investigation</i>	27
9.5. <i>VoWi-Fi Air Interface Investigation</i>	27
9.6. <i>OTT Codec Investigation</i>	30
9.7. <i>OTT Air Interface Investigation</i>	32
9.8. <i>HAC (T-coil) Test Results</i>	34
9.9. <i>Folder Opened configuration</i>	38
9.10. <i>Worst Case T-Coil Test Plot</i>	39
Appendix	40
4790748041-S5 Appendix A_Setup Photo	40


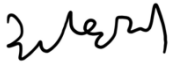
<i>4790748041-S5 Appendix B_Test Plots</i>	40
<i>4790748041-S5 Appendix C_Probe Certificate</i>	40

1. Attestation of Test Results

Applicant Name	SAMSUNG ELECTRONICS CO.,LTD.
FCC ID	A3LSMF946U
Model Name	SM-F946U, SM-F946U1
Applicable Standards	FCC 47 CFR § 20.19 ANSI C63.19-2011
HAC Rating	T3
Date Tested	4/27/2023 to 5/4/2023, and 5/17/2023
Test Results	Pass

UL Korea, Ltd. tested the above equipment in accordance with the requirements set forth in the above standards. All indications of Pass/Fail in this report are opinions expressed by UL Korea, Ltd. based on interpretations and/or observations of test results. Measurement Uncertainties were not taken into account and are published for informational purposes only. The test results show that the equipment tested is capable of demonstrating compliance with the requirements as documented in this report.

Note: The results documented in this report apply only to the tested sample, under the conditions and modes of operation as described herein. This document may not be altered or revised in any way unless done so by UL Korea, Ltd. and all revisions are duly noted in the revisions section. Any alteration of this document not carried out by UL Korea, Ltd. will constitute fraud and shall nullify the document. This report must not be used by the client to claim product certification, approval, or endorsement by IAS, any agency of the Federal Government, or any agency of any government.

Approved & Released By: 	Prepared By: 
Justin Park Operations Leader UL Korea, Ltd. Suwon Laboratory	Eunji Choi Laboratory Test Engineer UL Korea, Ltd. Suwon Laboratory

2. Test Methodology

The tests documented in this report were performed in accordance with ANSI C63.19-2011 Methods of Measurement of Compatibility between Wireless Communications Devices and Hearing Aids and FCC published procedure

KDB 285076 D01 HAC Guidance v06r03
 KDB 285076 D02 T-Coil testing for CMRS IP v04
 KDB 285076 D03 HAC FAQ v01r06
 TCB workshop updates

3. Facilities and Accreditation

The test sites and measurement facilities used to collect data are located at

Suwon
SAR 2 Room (HAC)

UL Korea, Ltd. is accredited by IAS, Laboratory Code TL-637.

The full scope of accreditation can be viewed at <https://www.iasonline.org/wp-content/uploads/2017/05/TL-637-cert-New.pdf>

4. Calibration and Uncertainty

4.1. Measuring Instrument Calibration

The measuring equipment used to perform the tests documented in this report has been calibrated in accordance with the manufacturers' recommendations and is traceable to recognized national standards.

Name of Equipment	Manufacturer	Type/Model	Serial No.	Cal. Due Date
ABM Probe	SPEAG	AM1DV3	3140	09-26-2023
Data Acquisition Electronics	SPEAG	DAE4	912	11-16-2023
Radio Communication Tester	R & S	CMW 500	150314	08-02-2023
Wireless Test Platform	Keysight	E7515B	MY57510596	08-05-2023
Support Device	Samsung	SM-G996U	R3CNA04G7LB	N/A
DAC	Sound Devices	USBPre 2	HB1218172005	N/A

4.2. Measurement Uncertainty

Measurement Uncertainty for Audio Band Magnetic Measurement

Measurement Uncertainty for Audio Band Magnetic Measurement

Error Description	Explanation	Uncertainty value ($\pm\%$) for ANSI C63.19-2011	Probe Dist.	Divisor	(Ci) ABM1	(Ci) ABM2	Std. Unc. ($\pm\%$) for ANSI C63.19-2011	
							ABM1	ABM2
Probe Sensitivity								
Reference Level	B.1	3.00	Normal	1	1	1	3.00	3.00
AMCC Geometry	B.2	0.40	Rectangular	1.732	1	1	0.23	0.23
AMCC Current	B.3	1.00	Rectangular	1.732	1	1	0.58	0.58
Probe Positioning during Calibration	B.4	0.10	Rectangular	1.732	1	1	0.06	0.06
Noise Contribution	B.5	0.70	Rectangular	1.732	0.0143	1	0.01	0.40
Frequency Slope	B.6	5.90	Rectangular	1.732	0.1	1	0.34	3.41
Probe System								
Repeatability / Drift	B.7	1.00	Rectangular	1.732	1	1	0.58	0.58
Linearity / Dynamic Range	B.8	0.60	Rectangular	1.732	1	1	0.35	0.35
Acoustic Noise	B.9	1.00	Rectangular	1.732	0.1	1	0.06	0.58
Probe Angle	B.10	2.30	Rectangular	1.732	1	1	1.33	1.33
Spectral Processing	B.11	0.90	Rectangular	1.732	1	1	0.52	0.52
Integration Time	B.12	0.60	Normal	1	1	5	0.60	3.00
Field Disturbation	B.13	0.20	Rectangular	1.732	1	1	0.12	0.12
Test Signal								
Ref. Signal Spectral Response	B.14	0.60	Rectangular	1.732	0	1	0.00	0.35
Positioning								
Probe Positioning	B.15	1.90	Rectangular	1.732	1	1	1.10	1.10
Phantom Thickness	B.16	0.90	Rectangular	1.732	1	1	0.52	0.52
DUT Positioning	B.17	1.90	Rectangular	1.732	1	1	1.10	1.10
External Contributions								
RF interference	B.18	0.00	Rectangular	1.732	1	0.3	0.00	0.00
Test Signal Variation	B.19	2.00	Rectangular	1.732	1	1	1.15	1.15
Combined Std. Uncertainty (ABM Field)							4.05	6.09
Expanded Std. Uncertainty							8.09	12.19
Notes for table 1. Ci - is te sensitivity coefficient 2. Expanded Std. Uncertainty, Coverage Factor = 2, > 95% Confidence								

4.3. Decision Rule

Decision rule for statement(s) of conformity is based on Procedure 2, Clause 4.4.3 in IEC Guide 115:2021.

5. Test Procedures for all Technologies

5.1. General Procedures C63.19-2011, Section 7

This document describes the procedures used to measure the ABM (T-Coil) performance of the WD. In addition to measuring the absolute signal levels, the A-weighted magnitude of the unintended signal shall also be determined. In order to assure that the required signal quality is measured, the measurement of the intended signal and the measurement of the unintended signal must be made at the same location for all measurement positions. In addition, the RF field strength at each measurement location must be at or below that required for the assigned category.

Measurements shall not include undesired properties from the WD's RF field; therefore, use of a coaxial connection to a base station simulator or non-radiating load may be necessary. However, even then with a coaxial connection to a base station simulator or non-radiating load there may still be RF leakage from the WD, which may interfere with the desired measurement. Pre-measurement checks should be made to avoid this possibility. All measurements shall be done with the WD operating on battery power with an appropriate normal speech audio signal input level given in Table 7.1. If the device display can be turned off during a phone call then that may be done during the measurement as well.

Measurements shall be performed at two locations specified in A.3, with the correct probe orientation for a particular location, in a multistage sequence by first measuring the field intensity of the desired T-Coil signal (ABM1) that is useful to a hearing aid T-Coil. The undesired magnetic components (ABM2) must be measured at the same location as the desired ABM or T-Coil signal (ABM1), and the ratio of desired to undesired ABM signals must be calculated. For the perpendicular field location, only the ABM1 frequency response shall be determined in a third measurement stage. The flow chart in Figure 7.3 illustrates this three-stage, two orientation process.

The following steps summarize the basic test flow for determining ABM1¹ and ABM2². These steps assume that a sine wave or narrowband 1/3 octave signal can be used for the measurement of ABM1.

- a. A validation of the test setup and instrumentation may be performed using a TMFS or Helmholtz coil. Measure the emissions and confirm that they are within the specified tolerance.
- b. Position the WD in the test setup and connect the WD RF connector to a base station simulator or a non-radiating load as shown in Figure 7.1 or Figure 7.2. Confirm that equipment that requires calibration has been calibrated, and that the noise level meets the requirements given in 7.3.1.
- c. The drive level to the WD is set such that the reference input level specified in Table 7.1 is input to the base station simulator (or manufacturer's test mode equivalent) in the 1 kHz, 1/3 octave band. This drive level shall be used for the T-Coil signal test (ABM1) at $f = 1$ kHz. Either a sine wave at 1025 Hz or a voice-like signal, band-limited to the 1 kHz 1/3 octave, as defined in 7.4.2, shall be used for the reference audio signal. If interference is found at 1025 Hz an alternative nearby reference audio signal frequency may be used.⁴⁶ The same drive level will be used for the ABM1 frequency response measurements at each 1/3 octave band center frequency. The WD volume control may be set at any level up to maximum, provided that a signal at any frequency at maximum modulation would not result in clipping or signal overload.
- d. Determine the magnetic measurement locations for the WD device (A.3), if not already specified by the manufacturer, as described in 7.4.4.1.1 and 7.4.4.2.
- e. At each measurement location, measure and record the desired T-Coil magnetic signals (ABM1 at f_i) as described in 7.4.4.2 in each individual ISO 266-1975 R10 standard 1/3 octave band. The desired audio band input frequency (f_i) shall be centered in each 1/3 octave band maintaining the same drive level as determined in item c) and the reading taken for that band.

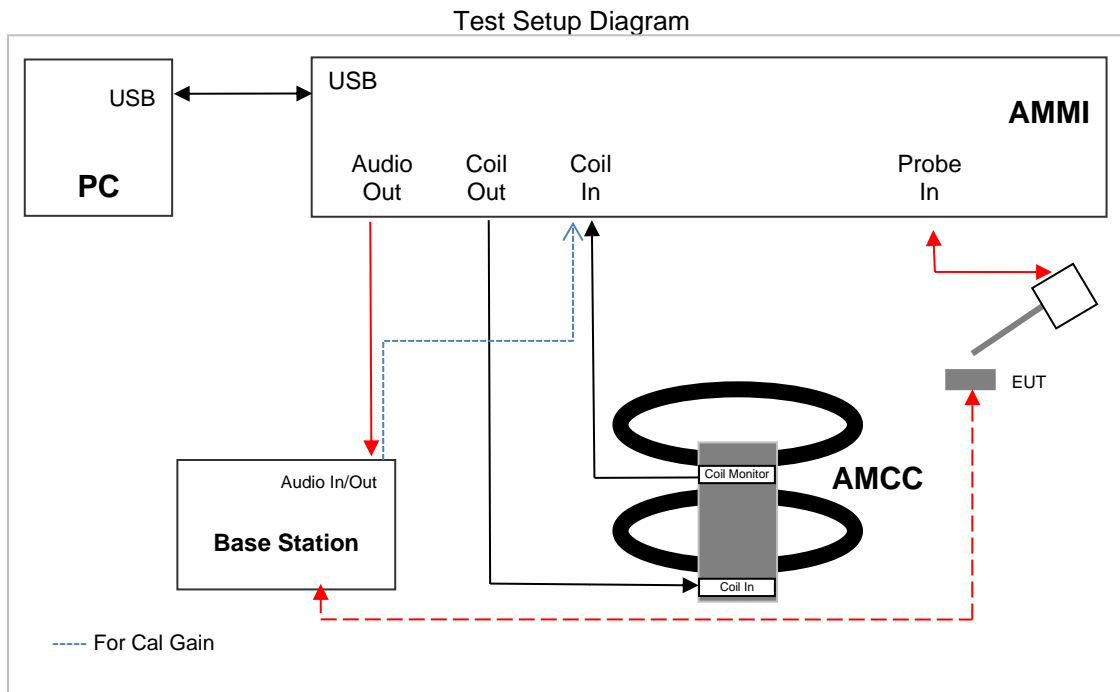
Equivalent methods of determining the frequency response may also be employed, such as fast Fourier transform (FFT) analysis using noise excitation or input-output comparison using simulated speech. The full-band integrated or half-band integrated probe output, as specified in D.9, may be used, as long as the appropriate calibration curve is applied to the measured result, so as to yield an accurate measurement of the field magnitude. (The resulting measurement shall be an accurate measurement in dB A/m.)

¹ **Audio Band Magnetic signal - desired (ABM1):** Measured quantity of the desired magnetic signal

² **Audio Band Magnetic signal - undesired (ABM2):** Measured quantity of the undesired magnetic signal, such as interference from battery current and similar non-signal elements.

All measurements of the desired signal shall be shown to be of the desired signal and not of an undesired signal. This may be shown by turning the desired signal ON and OFF with the probe measuring the same location. If the scanning method is used the scans shall show that all measurement points selected for the ABM1 measurement meet the ambient and test system noise criteria in 7.3.1.

- f. At the measurement location for each orientation, measure and record the undesired broadband audio magnetic signal (ABM2) as specified in 7.4.4.4 with no audio signal applied (or digital zero applied, if appropriate) using A-weighting and the half-band integrator. Calculate the ratio of the desired to undesired signal strength (i.e., signal quality).
- g. Obtain the data from the postprocessor, SEMCAD, and determine the category that properly classifies the signal quality based on Table 8.5.



5.2. VoWiFi

This device supports Wi-Fi calling (aka Voice over Wi-Fi or VoWiFi) which is an extended feature of the carriers CMRS service to offload VoLTE calls onto local area networks over WI-FI via the internet and subject to HAC assessment for phones with a HAC rating.

The set up for VoWiFi uses the Base station as described in section 5.1 with the exception that the reference audio level is set at -20dBm0. The reference level is calibrated using the standard call box calibration procedures with the exception of the -20dBm0 reference level being used (refer to section 6.4).

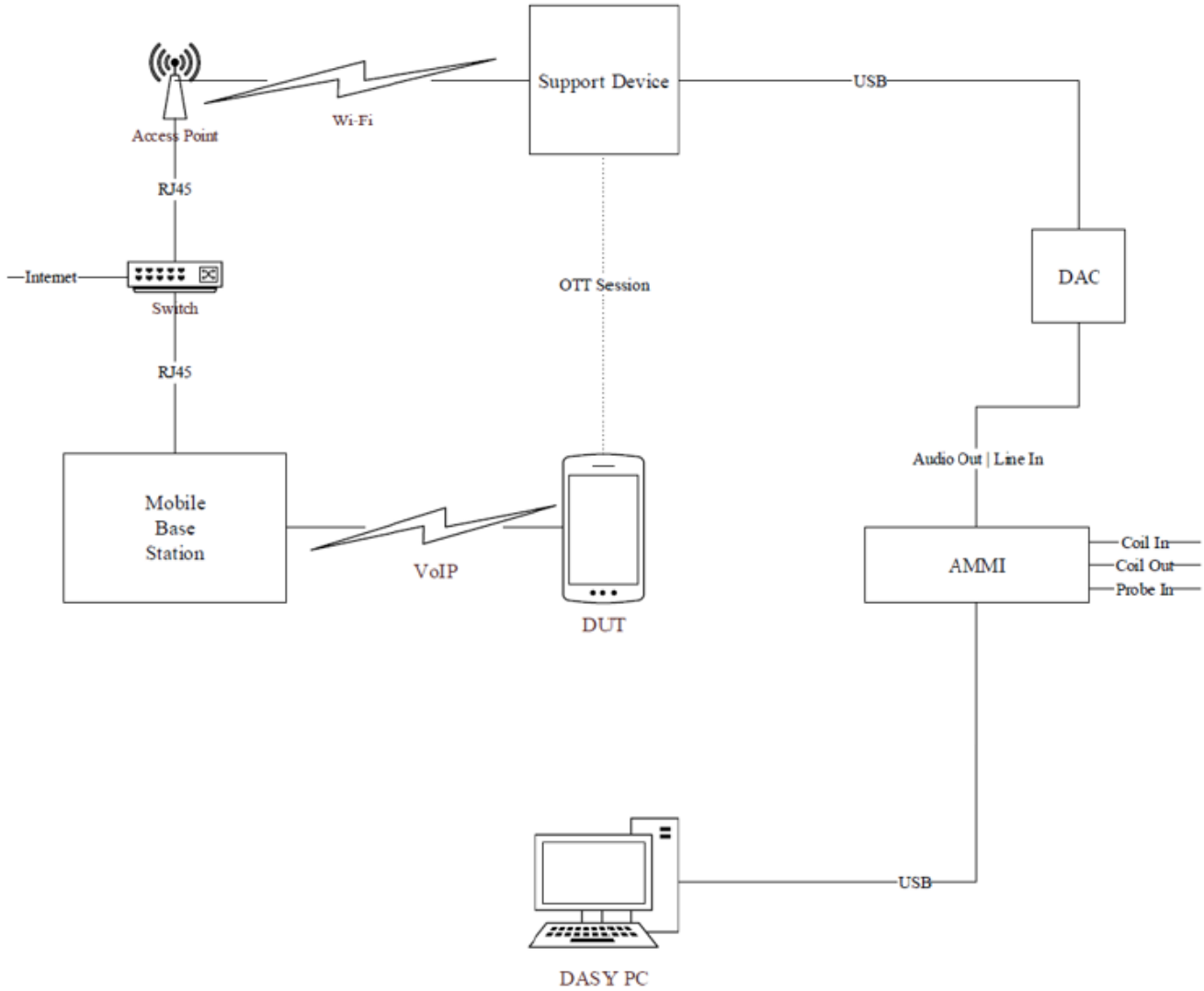
An investigation was performed to determine worst case codec, bit rate and air interface configuration (refer to section 9).

5.3. Over the Top (OTT)

This device supports VoIP via a preinstalled application that uses the **Google Meet service** and related codec “**OPUS**”. VoIP capabilities require HAC assessment when voice calls are supported over the cellular data connection via pre-installed applications.

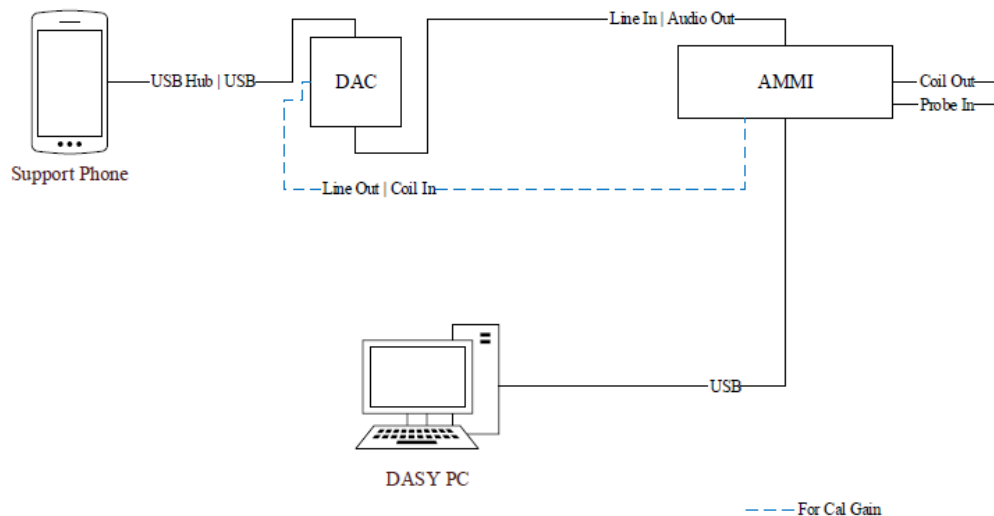
The equipment is set up as shown below with a support device used to originate the call using the IP transport. This support device includes test software that allows the codec bit rate for the IP call to be selected. The support device connects to the cloud-based Google Duo, Google Meet service via a Wi-Fi access point and router. The DUT connects to the VoIP service via a cellular air interface to the call box and an ethernet connection from call box to internet. The various codec bit rate and air interface configurations are evaluated to determine the worst-case configuration (refer to section 9).

Test Setup configuration for OTT Calls



For the OTT call the calibrated audio card cannot be used so the AMMI is connected to an external Digital-Analog Converter (DAC) and the DAC is connected to the Support Device via USB. The test signal is sent from the DASY PC to the AMMI, from the AMMI to the DAC, from the DAC to the Support Device, and, via the VoIP call, to the DUT.

As this test set up uses an external DAC between the AMMI’s audio output and support device the appropriate gain factor for the OTT call has to be determined. This is done by connecting the DAC between the AMMI Audio output and Coil input as shown below.



Using the metering function on the DAC, the DAC gain is adjusted until the volume reaches 0 dBFS (3.14 dBm0 based on TIA/EIA 810-A). SPEAG's "TN-LK-05042018-C-T-Coil_Levels" document steps E through H are then followed to determine the adjusted gain values as detailed in section 6.5 so that the reference level is set 23.14 dB below full scale, i.e. at -20dBm0.

6. Audio Level and Gain Measurements

6.1. GSM / W-CDMA

Refer to the below table for the gains used to measure GSM and W-CDMA.

Signal Type	Audio Level [dBm0]	Gain [dB]	Gain [linear]
Voice 1 kHz	-16.00	27.63	24.07
Voice 300 - 3 kHz	-16.00	33.48	47.20

6.2. VoLTE

Refer to the below table for the gains used to measure VoLTE.

The following software/firmware was used to simulate the VoLTE server for testing:

Firmware	License Keys	Software Name (CMW500)
V3.7.30 for LTE	KS500	LTE FDD R8 SIG BASIC
	KS550	LTE TDD R8 SIG BASIC
V3.7.20 for Audio	KA100	IP APPL ENABLING IPv4
	KA150	IP APPL ENABLING IPv4
	KAA20	IP APPL IMS BASIC
	KM050	DATA APPL MEAS
	KS104	EVS SPEECH CODEC

Signal Type	Audio Level [dBm0]	Gain [dB]	Gain [linear]
Voice 1 kHz	-16.00	27.63	24.07
Voice 300 - 3 kHz	-16.00	33.48	47.20

6.3. VoNR

Refer to the below table for the gains used to measure VoNR.

The following software/firmware was used to simulate the VoNR server for testing:

License Option	Software Name (Keysight E7515B)
C8700201A	IMS-SIP Emulation
C87350P1A	5G NR IP data

Signal Type	Audio Level [dBm0]	Gain [dB]	Gain [linear]
Voice 1 kHz	-16.00	23.63	15.19
Voice 300 - 3 kHz	-16.00	29.48	29.78

6.4. VoWi-Fi

Refer to the below table for the gains used to measure VoWi-Fi.

Firmware	License Keys	Software Name (CMW500)
V3.7.50 for WLAN	KS650	WLAN A/B/G SIG BASIC
	KS651	WLAN N SIG BASIC
	KS656	WLAN IEEE 802.11ac
	KS657	WLAN IEEE 802.11ax
V3.7.20 for Audio	KA100	IP APPL ENABLING IPv4
	KA150	IP APPL ENABLING IPv4
	KAA20	IP APPL IMS BASIC
	KM050	DATA APPL MEAS
	KS104	EVS SPEECH CODEC

Signal Type	Audio Level [dBm0]	Gain [dB]	Gain [linear]
Voice 1 kHz	-16.00	23.63	15.19
Voice 300 - 3 kHz	-16.00	29.48	29.78

6.5. Over the Top (OTT)

For EDGE, HSPA, LTE, NR and Wi-Fi, the linear gain levels listed below were used. The results below are based on a reference input level of -20 dBm0.

To calibrate the DAC (refer section 5.2), three .wav audio files (sine wave, 1 kHz voice, and 300 to 3 kHz voice) are sent from the DASY5 PC to the AMMI, then to the DAC. The Helmholtz resonator measures the field strength, which represents the AMMI to DAC input sensitivity. After determining the input sensitivity, the adjusted linear gain values can then be calculated.

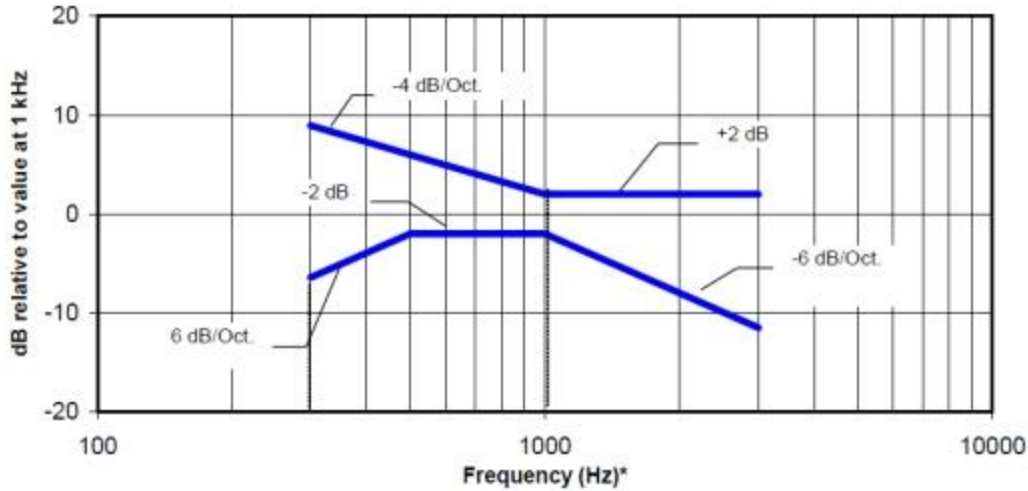
Signal Type	Audio Level [dBm0]	Gain [dB]	Gain [linear]
Voice 1 kHz	-20.00	26.37	20.82
Voice 300 - 3 kHz	-20.00	32.22	40.83

7. T-coil Measurement Criteria

7.1. Frequency Response

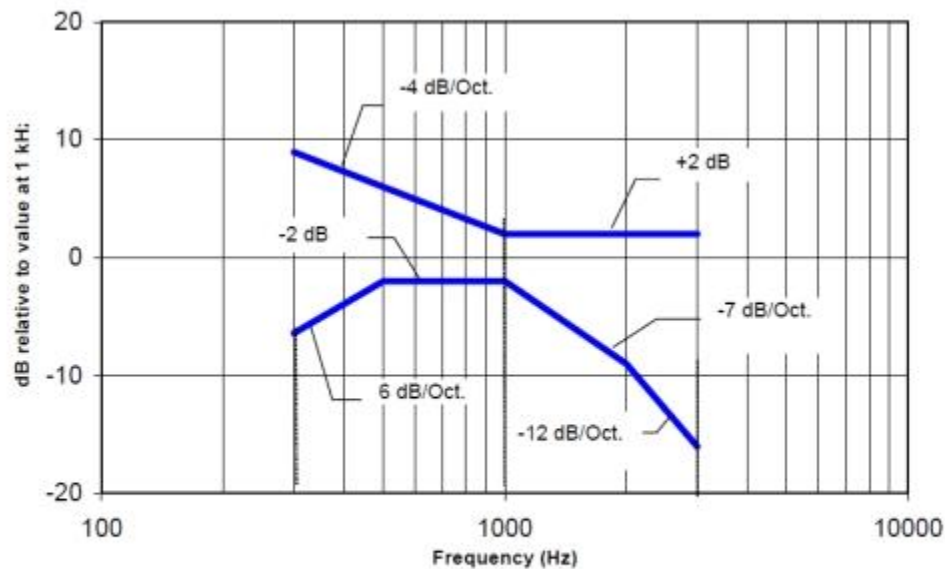
The frequency response of the axial component of the magnetic field, measured in 1/3 octave bands, shall follow the response curve, over the frequency range 300 Hz to 3000 Hz.

Figure 8.1 and Figure 8.2 provide the boundaries for the specified frequency. These response curves are for true field strength measurements of the T-Coil signal. Thus the 6 dB/octave probe response has been corrected from the raw readings.



NOTE—The frequency response is between 300 Hz and 3000 Hz.

Figure 8.1—Magnetic field frequency response for WDs with field strength ≤ -15 dB (A/m) at 1 kHz



NOTE—The frequency response is between 300 Hz and 3000 Hz.

Figure 8.2—Magnetic field frequency response for WDs with a field that exceeds -15 dB(A/m) at 1 kHz

7.2. Signal to Noise

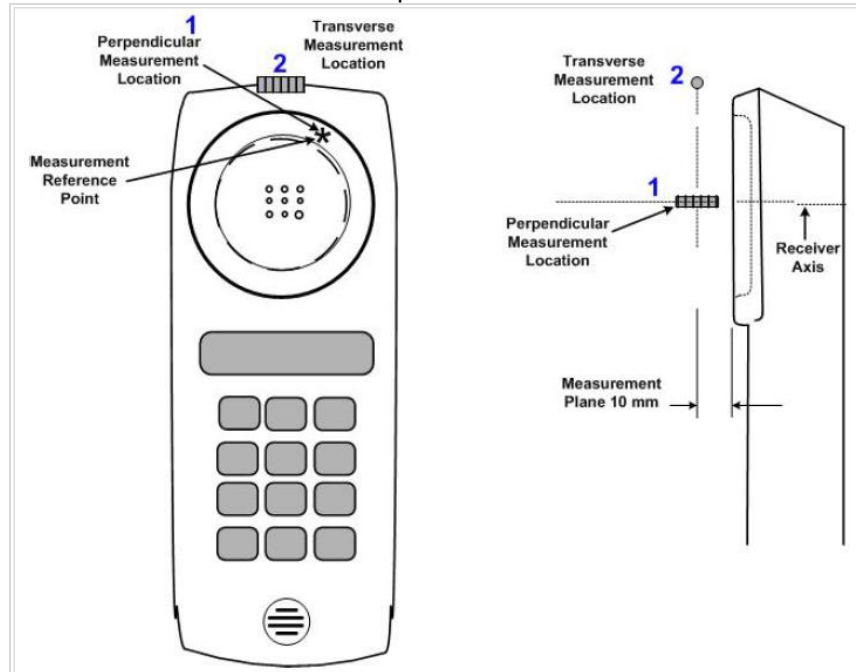
This specifies the signal-to-noise quality requirement for the intended T-Coil signal from a WD. The worst signal to noise of the two T-Coil signal measurements, as determined in Clause 7, shall be used to determine the T-Coil mode category per Table 8.5.

Only the RF immunity of the hearing aid is measured in T-Coil mode. It is assumed that a hearing aid can have no immunity to an interference signal in the audio band, which is the intended reception band for this mode. So, the only criterion that can be measured is the RF immunity in T-Coil Mode. This is measured using the same procedure as for the audio coupling mode and at the same levels as specified in 6.4.

Table 8.5—T-Coil signal-to-noise categories

Category	Telephone parameters WD signal quality [(signal + noise)-to-noise ratio in decibels]
Category T1	0 dB to 10 dB
Category T2	10 dB to 20 dB
Category T3	20 dB to 30 dB
Category T4	>30 dB

Measurement locations and reference plane to be used for the T-coil measurements



8. Device Under Test

Normal operation	Held to head	
Back Cover	The Back Cover is not removable	
Test sample information	S/N	Notes
	R3CW30K7ERF	T-coil Test
	R3CW30K7E5R	T-coil Test

8.1. Air Interfaces and Operating Mode

Air Interface	Bands (MHz)	Type	C63.19 Tested	Simultaneous Transmitter	OTT Testing Required? Name of Voice Service	Audio Codecs Evaluated
GSM	850	VO	Yes	Wi-Fi and BT	CMRS	FR V1, FR V2, HR V1
	1900					
	GPRS/EDGE	VD	Yes	Wi-Fi and BT	Yes Google Meet ²	OPUS
W-CDMA (UMTS)	850 (V)	VO	Yes	Wi-Fi and BT	CMRS	AMR-NB & AMR-WB
	1750 (IV)					
	1900 (II)					
	HSPA	VD	Yes	Wi-Fi and BT	Yes Google Meet ²	OPUS
LTE - FDD	680 (B71)	VD	Yes	NR, Wi-Fi and BT	VoLTE ¹ Yes Google Meet ²	AMR-NB, AMR-WB, EVS and OPUS
	700 (B12)					
	780 (B13)					
	790 (B14)					
	850 (B5/26)					
	1700 (B4/66)					
	1900 (B2/25)					
	2300 (B30)					
2600 (B7)						
LTE - TDD	2600 (B38/41)	VD	Yes	NR, Wi-Fi and BT	VoLTE ¹ Yes Google Meet ²	AMR-NB, AMR-WB, EVS and OPUS
	3600 (B48)					
NR - FDD	680 (n71)	VD	Yes	LTE, Wi-Fi and BT	VoNR ² Yes Google Meet ²	OPUS
	700 (n12)					
	850 (n5/26)					
	1700 (n66)					
	1900 (n2/25)					
	2300 (n30)					
2600 (n7)						
NR - TDD	2600 (n38/n41)	VD	Yes	LTE, Wi-Fi and BT	VoNR ² Yes Google Meet ²	OPUS
	3600 (n48)					
	3500 (n77 DoD)					
	3700 (n77)					
Wi-Fi	2450	VD	Yes	WWAN, BT and U-NII	VoWiFi ² Yes Google Meet ²	AMR-NB, AMR-WB, EVS and OPUS
	5200 (U-NII-1)			WWAN, BT and WiFi 2.4GHz		
	5300 (U-NII-2A)					
	5500 (U-NII-2C)					
	5800 (U-NII-3)					
5900 (U-NII-4)						
BT	2450	DT	NA	WWAN and U-NII	NA	NA

Type

VO: Legacy Cellular Voice Service

DT: Digital Transport only (no voice)

VD: IP Voice Service over Digital Transport

CMRS: Commercial Mobile Radio Service

BT: Bluetooth

Note:

1. Ref Lev in accordance with the July 2012 VoLTE interpretation

2. Ref -20 dBm0

9. HAC (T-coil) Test Results

9.1. Antenna Investigation

An investigation was performed to determine the worst-case antenna per technology. All subsequent measurements were determined by this investigation.

Mode:	Antenna	Channel and Frequency	Bandwidth	Bandwidth / Modulation	RB configuration	Orientation	ABM1 dB(A/m)	ABM2 dB(A/m)	Ambient Noise dB(A/m)	Freq. Response (dB)	ABM SNR (dB)	T-Rating	Margin	Position
GSM 850 Voice Coder Speech Codec: FR V1	Ant.A	CH.190 836.6 MHz	N/A	N/A	N/A	z (Axial)	12.14	-26.45	-55.96	2.00	38.59	T4	8.59	12.9, 15.8, 3.7
						y (Transversal)	3.64	-23.36	-56.02		27.00	T3	7.00	12.9, 7.5, 3.7
	Ant.A+B	CH.190 836.6 MHz	N/A	N/A	N/A	z (Axial)	12.12	-26.13	-55.97	2.00	38.25	T4	8.25	12.9, 15.8, 3.7
						y (Transversal)	3.79	-22.93	-55.90		26.72	T3	6.72	12.9, 7.5, 3.7
W-CDMA Band V Voice Wideband AMR Codec: 6.6 kbit/s	Ant.A	CH.4183 836.6 MHz	N/A	N/A	N/A	z (Axial)	7.66	-50.95	-55.97	2.00	58.61	T4	28.61	12.9, 15.8, 3.7
						y (Transversal)	-0.66	-42.93	-55.90		42.27	T4	12.27	12.9, 7.5, 3.7
	Ant.A+B	CH.4183 836.6 MHz	N/A	N/A	N/A	z (Axial)	7.70	-50.43	-55.97	2.00	58.13	T4	28.13	12.9, 15.4, 3.7
						y (Transversal)	-0.73	-42.71	-55.90		41.98	T4	11.98	13.3, 7.5, 3.7
LTE Band 26 Voice Wideband AMR Codec: 6.6 kbit/s	Ant.A	CH.26865 831.5 MHz	15 MHz	16QAM	1/0	z (Axial)	7.65	-47.96	-55.97	2.00	55.61	T4	25.61	12.9, 15.8, 3.7
						y (Transversal)	-0.68	-44.65	-55.90		43.97	T4	13.97	12.9, 7.5, 3.7
	Ant.A+B	CH.26865 831.5 MHz	15 MHz	16QAM	1/0	z (Axial)	7.70	-46.96	-55.97	2.00	54.66	T4	24.66	12.9, 15.8, 3.7
						y (Transversal)	-0.91	-42.73	-55.90		41.82	T4	11.82	12.9, 7.5, 3.7
LTE Band 30 Voice Wideband AMR Codec: 6.6 kbit/s	Ant.B	CH.27710 2310 MHz	10 MHz	16QAM	1/0	z (Axial)	7.77	-42.55	-55.97	1.99	50.32	T4	20.32	12.9, 15.8, 3.7
						y (Transversal)	-0.99	-39.55	-55.90		38.56	T4	8.56	12.9, 7.5, 3.7
	Ant.F	CH.27710 2310 MHz	10 MHz	16QAM	1/0	z (Axial)	7.57	-39.52	-55.97	2.00	47.09	T4	17.09	12.9, 15.8, 3.7
						y (Transversal)	-0.88	-36.67	-55.90		35.79	T4	5.79	12.9, 7.5, 3.7
LTE Band 41 Voice Wideband AMR Codec: 6.6 kbit/s	Ant.B	CH.40620 2593 MHz	20 MHz	QPSK	1/0	z (Axial)	7.72	-35.39	-55.97	2.00	43.11	T4	13.11	12.9, 15.8, 3.7
						y (Transversal)	-0.67	-34.28	-55.90		33.61	T4	3.61	12.9, 7.5, 3.7
	Ant.F	CH.40620 2593 MHz	20 MHz	QPSK	1/0	z (Axial)	7.71	-31.41	-55.97	2.00	39.12	T4	9.12	12.9, 15.4, 3.7
						y (Transversal)	-0.64	-29.02	-55.90		28.38	T3	8.38	12.9, 7.5, 3.7
NR Band n26 Voice Wideband AMR Codec: 6.6 kbit/s	Ant.A	CH.166300 831.5 MHz	20 MHz	DFT-s-OFDM QPSK	1/1	z (Axial)	4.18	-43.94	-56.02	1.59	48.12	T4	18.12	13.3, 15.8, 3.7
						y (Transversal)	-4.46	-39.36	-55.98		34.90	T4	4.90	14.2, 7.5, 3.7
	Ant.A+B	CH.166300 831.5 MHz	20 MHz	DFT-s-OFDM QPSK	1/1	z (Axial)	4.41	-44.62	-56.02	2.00	49.03	T4	19.03	12.9, 15.8, 3.7
						y (Transversal)	-4.41	-39.05	-55.98		34.64	T4	4.64	14.2, 7.5, 3.7
NR Band n30 Voice Wideband AMR Codec: 6.6 kbit/s	Ant.B	CH.462000 2310 MHz	10 MHz	DFT-s-OFDM QPSK	1/1	z (Axial)	4.04	-37.37	-56.02	1.74	41.41	T4	11.41	13.3, 15.4, 3.7
						y (Transversal)	-4.37	-35.33	-55.98		30.96	T4	0.96	13.8, 7.5, 3.7
	Ant.F	CH.462000 2310 MHz	10 MHz	DFT-s-OFDM QPSK	1/1	z (Axial)	4.21	-32.68	-56.02	2.00	36.89	T4	6.89	13.3, 15.8, 3.7
						y (Transversal)	-4.37	-32.04	-55.98		27.67	T3	7.67	12.9, 7.5, 3.7
NR Band n41 Voice Wideband AMR Codec: 6.6 kbit/s	Ant.B	CH.1518598 2592.99 MHz	100 MHz	DFT-s-OFDM QPSK	1/1	z (Axial)	4.27	-37.17	-56.02	1.48	41.44	T4	11.44	12.9, 15.8, 3.7
						y (Transversal)	-4.44	-33.67	-55.98		29.23	T3	9.23	13.3, 7.5, 3.7
	Ant.F	CH.1518598 2592.99 MHz	100 MHz	DFT-s-OFDM QPSK	1/1	z (Axial)	4.04	-29.12	-56.04	2.00	33.16	T4	3.16	13.8, 15.8, 3.7
						y (Transversal)	-4.68	-28.62	-56.03		23.94	T3	3.94	11.7, 8.7, 3.7
Wi-Fi 2.4 GHz 802.11b	SISO Ant.2	CH.6 2437 MHz	20MHz	DSSS 1 Mbps	N/A	z (Axial)	5.07	-46.81	-56.02	2.00	51.88	T4	21.88	13.3, 15.8, 3.7
						y (Transversal)	-3.20	-38.65	-55.98		35.45	T4	5.45	13.3, 7.5, 3.7
	MIMO	CH.6 2437 MHz	20MHz	DSSS 1 Mbps	N/A	z (Axial)	4.83	-41.69	-56.02	1.54	46.52	T4	16.52	13.3, 15.4, 3.7
						y (Transversal)	-3.43	-34.56	-55.98		31.13	T4	1.13	13.8, 7.1, 3.7

Note(s):

- For low frequency bands (GSM 850, WCDMA Band V, LTE Band 26, NR Band n26), it is observed that Ant.A+B is the worst-case.
- For mid-high frequency bands in LTE/NR (LTE Band 30/41, NR Band n30/41), it is observed that Ant.F is the worst-case.
- For Wi-Fi 2.4GHz band, it is observed that MIMO Antenna is the worst-case.

9.2. GSM/WCDMA/VoLTE/VoNR Codec Investigation

An investigation between the various codec configurations (Low/Mid/High bit rates for Narrowband and Wideband) and specific parameters are documented (ABM1, ABM2, S+N/N, frequency response) to determine the worst-case bit rates for each voice service type. The table below compares the varying codec configurations.

A codec investigation was performed on one band of each GSM, W-CDMA, LTE FDD/TDD, NR FDD/TDD. The highlighted results below were determined to be the worst-case codec configuration(s) for GSM, WCDMA, LTE and NR.

Codec Investigation						
Codec State	codec bit rate (kbit/s)			Orientation	Antenna	Band/ BandWidth/ Channel
	FR V1	FR V2	HR V1			
ABM1 (dB/m)	12.12	12.67	12.61	z (Axial)	Ant.A+B	GSM 850 CH.190
ABM2 (dBA/m)	-26.13	-26.08	-28.51			
S+N/N (dB)	38.25	38.75	41.12			
Freq. Resposne (dB)	2.00	2.00	1.70			
ABM1 (dB/m)	3.79	4.15	4.20	y (Transversal)		
ABM2 (dBA/m)	-22.93	-22.93	-25.37			
S+N/N (dB)	26.72	27.08	29.57			

Note(s):

- For GSM, it is observed that FR V1 is the worst-case.

Codec Investigation									
Codec State	AMR-NB (kbit/s)			AMR-WB (kbit/s)			Orientation	Antenna	Band/ BandWidth/ Channel
	4.75	7.4	12.2	6.6	15.85	23.85			
ABM1 (dB/m)	11.80	12.04	12.25	7.39	8.05	8.11	z (Axial)	Ant.B	WCDMA Band IV Rel.99 CH.1413
ABM2 (dBA/m)	-49.17	-48.89	-48.63	-49.52	-48.83	-49.09			
S+N/N (dB)	60.97	60.93	60.88	56.91	56.88	57.20			
Freq. Resposne (dB)	1.91	1.95	2.00	2.00	2.00	2.00			
ABM1 (dB/m)	3.43	3.61	3.83	-1.01	-0.24	-0.48	y (Transversal)		
ABM2 (dBA/m)	-43.54	-43.46	-42.20	-42.88	-42.53	-42.66			
S+N/N (dB)	46.97	47.07	46.03	41.87	42.29	42.18			

Note(s):

- For WCDMA, it is observed that WB AMR 6.6 kbit/s is the worst-case.

Codec Investigation																		
Codec State	AMR-NB (kbit/s)			AMR-WB (kbit/s)			EVS nb (kbit/s)			EVS wb (kbit/s)			EVS swb (kbit/s)			Orientation	Antenna	Band/ BandWidth/ Channel
	4.75	7.4	12.2	6.6	15.85	23.85	5.9	13.2	24.4	5.9	13.2	24.4	9.6	16.4	24.4			
ABM1 (dB/m)	11.95	12.07	12.32	7.51	8.20	8.18	9.84	13.04	13.02	7.80	8.30	8.39	11.36	11.23	11.27	z (Axial)	Ant.F	LTE Band 66 CH.132322 20 MHz BW 16QAM RB 1/0
ABM2 (dBA/m)	-37.29	-37.40	-37.18	-38.72	-38.56	-37.38	-38.09	-37.36	-37.43	-36.83	-37.06	-37.12	-36.92	-36.62	-36.81			
S+N/N (dB)	49.24	49.47	49.50	46.23	46.76	45.56	47.93	50.40	50.45	44.63	45.36	45.51	48.28	47.85	48.08			
Freq. Resposne (dB)	2.00	1.98	2.00	2.00	2.00	2.00	2.00	2.00	2.00	1.88	2.00	2.00	1.70	1.61	1.57	y (Transversal)	Ant.F	LTE Band 41 CH.40620 20 MHz BW QPSK RB 1/0
ABM1 (dB/m)	3.26	3.64	3.82	-0.68	-0.34	-0.28	0.82	4.27	4.35	-0.22	-0.03	0.03	2.72	2.98	2.86			
ABM2 (dBA/m)	-34.78	-34.69	-34.57	-34.16	-35.37	-34.49	-35.10	-34.65	-34.78	-34.18	-34.27	-34.35	-33.74	-34.11	-33.96			
S+N/N (dB)	38.04	38.33	38.39	33.48	35.03	34.21	35.92	38.92	39.13	33.96	34.24	34.38	36.46	37.09	36.82	z (Axial)	Ant.F	LTE Band 41 CH.40620 20 MHz BW QPSK RB 1/0
ABM1 (dB/m)	12.18	12.40	12.58	7.71	8.38	8.42	8.67	12.98	13.04	7.55	8.85	8.78	11.63	11.63	11.60			
ABM2 (dBA/m)	-31.44	-31.39	-31.41	-31.41	-31.37	-31.39	-31.36	-31.66	-31.37	-31.65	-31.32	-31.33	-31.35	-31.41	-31.36			
S+N/N (dB)	43.62	43.79	43.99	39.12	39.75	39.81	40.03	44.64	44.41	39.20	40.17	40.11	42.98	43.04	42.96	y (Transversal)	Ant.F	LTE Band 41 CH.40620 20 MHz BW QPSK RB 1/0
Freq. Resposne (dB)	1.81	2.00	2.00	2.00	2.00	2.00	1.84	2.00	2.00	2.00	2.00	2.00	1.96	1.51	1.62			
ABM1 (dB/m)	3.72	3.84	3.94	-0.64	-0.15	-0.01	4.60	4.65	4.49	-0.33	0.18	0.27	2.95	3.00	3.01			
ABM2 (dBA/m)	-29.10	-29.10	-29.03	-29.02	-29.03	-28.99	-29.01	-29.06	-29.06	-28.80	-28.96	-29.05	-28.87	-28.95	-28.97	y (Transversal)	Ant.F	LTE Band 41 CH.40620 20 MHz BW QPSK RB 1/0
S+N/N (dB)	32.82	32.94	32.97	28.38	28.88	28.98	33.61	33.71	33.55	28.47	29.14	29.32	31.82	31.95	31.98			

Note(s):

- For LTE-FDD, it is observed that WB AMR 6.6 kbit/s is the worst-case.
- For LTE-TDD, it is observed that WB AMR 6.6 kbit/s is the worst-case.

Codec Investigation																		
Codec State	AMR-NB (kbit/s)			AMR-WB (kbit/s)			EVS nb (kbit/s)			EVS wb (kbit/s)			EVS swb (kbit/s)			Orientation	Antenna	Band/ BandWidth/ Channel
	4.75	7.4	12.2	6.6	15.85	23.85	5.9	13.2	24.4	5.9	13.2	24.4	9.6	16.4	24.4			
ABM1 (dB/m)	7.66	7.91	8.01	4.33	6.01	5.84	2.85	8.83	8.87	4.57	6.38	5.94	8.65	8.20	8.24	z (Axial)	Ant.F	NR Band n66 CH.349000 40 MHz BW DFT-s-OFDM QPSK RB 1/1
ABM2 (dBA/m)	-34.38	-34.72	-34.76	-34.76	-34.79	-34.79	-34.67	-34.71	-34.75	-34.69	-34.63	-34.73	-34.66	-34.64	-34.59			
S+N/N (dB)	42.04	42.63	42.77	39.09	40.80	40.63	37.52	43.54	43.62	39.26	41.01	40.67	43.31	42.84	42.83			
Freq. Resposne (dB)	1.62	2.00	2.00	2.00	2.00	2.00	1.80	2.00	2.00	2.00	2.00	2.00	1.51	1.55	2.00	y (Transversal)	Ant.F	NR Band n41 CH.518598 100 MHz BW DFT-s-OFDM QPSK RB 1/1
ABM1 (dB/m)	-0.80	-0.84	-0.73	-4.47	-2.63	-2.86	-3.23	-0.21	-0.20	-4.69	-2.47	-2.76	-0.33	-0.39	-0.47			
ABM2 (dBA/m)	-31.19	-31.47	-31.55	-31.15	-31.44	-31.62	-31.51	-31.32	-31.48	-31.45	-31.28	-31.35	-31.47	-31.47	-31.41			
S+N/N (dB)	30.39	30.63	30.82	26.68	28.81	28.76	28.28	31.11	31.28	26.76	28.81	28.59	31.14	31.08	30.94	z (Axial)	Ant.F	NR Band n41 CH.518598 100 MHz BW DFT-s-OFDM QPSK RB 1/1
ABM1 (dB/m)	7.60	7.84	8.06	4.04	5.87	5.90	5.51	8.59	8.55	4.74	6.47	6.58	8.23	8.31	8.27			
ABM2 (dBA/m)	-28.95	-28.94	-28.94	-29.12	-28.93	-28.94	-28.90	-28.87	-28.89	-28.89	-28.85	-28.85	-28.84	-28.83	-28.78			
S+N/N (dB)	36.55	36.78	37.00	33.16	34.80	34.84	34.41	37.46	37.44	33.63	35.32	35.43	37.07	37.14	37.05	y (Transversal)	Ant.F	NR Band n41 CH.518598 100 MHz BW DFT-s-OFDM QPSK RB 1/1
Freq. Resposne (dB)	1.91	2.00	2.00	2.00	2.00	2.00	1.82	2.00	2.00	1.66	2.00	1.90	2.00	1.39	2.00			
ABM1 (dB/m)	-1.41	-1.07	-1.11	-4.68	-3.09	-3.18	-2.72	-0.27	-0.50	-3.44	-2.65	-2.80	-0.48	-0.96	-0.53			
ABM2 (dBA/m)	-28.79	-28.76	-28.79	-28.62	-28.67	-28.70	-28.77	-28.73	-28.70	-28.73	-28.71	-28.65	-28.65	-28.65	-28.65	y (Transversal)	Ant.F	NR Band n41 CH.518598 100 MHz BW DFT-s-OFDM QPSK RB 1/1
S+N/N (dB)	27.38	27.69	27.68	23.94	25.58	25.52	26.05	28.46	28.20	25.29	26.06	25.85	28.17	27.69	28.12			

Note(s):

- For NR-FDD, it is observed that WB AMR 6.6 kbit/s is the worst-case.
- For NR-TDD, it is observed that WB AMR 6.6 kbit/s is the worst-case.

9.3. GSM/WCDMA/VoLTE/VoNR Air Interface Investigation

Using the worst-case bitrate found in Sec.9.2, a limited set of bands/channels/bandwidths were then tested to confirm that there is no effect to the T-rating when changing the band/channel/bandwidth.

GSM / W-CDMA (UMTS) Air interface Investigation:

Mode:	Antenna	Channel and Frequency	Orientation	ABM1 dB(A/m)	ABM2 dB(A/m)	Ambient Noise dB(A/m)	Freq. Response (dB)	ABM SNR (dB)	T-Rating	Margin	Position
GSM 850 Voice Coder Speech Codec: FR V1	Ant.A+B	CH.128 824.2 MHz	z (Axial)	12.35	-26.15	-55.96	2.00	38.50	T4	8.50	12.9, 15.8, 3.7
			y (Transversal)	3.64	-23.08	-56.02		26.72	T3	6.72	12.9, 7.5, 3.7
		CH.190 836.6 MHz	z (Axial)	12.12	-26.13	-55.97	2.00	38.25	T4	8.25	12.9, 15.8, 3.7
			y (Transversal)	3.79	-22.93	-55.90		26.72	T3	6.72	12.9, 7.5, 3.7
		CH.251 848.6 MHz	z (Axial)	12.06	-26.32	-55.96	2.00	38.38	T4	8.38	12.9, 15.8, 3.7
			y (Transversal)	3.64	-23.12	-56.02		26.76	T3	6.76	12.9, 7.5, 3.7
GSM 1900 Voice Coder Speech Codec: FR V1	Ant.B	CH.661 1880.0 MHz	z (Axial)	11.94	-30.45	-55.97	2.00	42.39	T4	12.39	12.9, 15, 3.7
			y (Transversal)	3.71	-31.67	-55.90		35.38	T4	5.38	12.9, 7.5, 3.7
W-CDMA Band II Voice Wideband AMR Codec: 6.6 kbit/s	Ant.B	CH.9400 1880.0 MHz	z (Axial)	7.44	-51.38	-56.04	2.00	58.82	T4	28.82	12.9, 15.4, 3.7
			y (Transversal)	-1.12	-43.07	-56.04		41.95	T4	11.95	13.8, 7.1, 3.7
W-CDMA Band IV Voice Wideband AMR Codec: 6.6 kbit/s	Ant.B	CH.1312 1712.4 MHz	z (Axial)	7.38	-49.36	-56.04	1.68	56.74	T4	26.74	13.3, 15.4, 3.7
			y (Transversal)	-1.18	-43.20	-56.04		42.02	T4	12.02	13.8, 7.1, 3.7
		CH.1413 1732.6 MHz	z (Axial)	7.39	-49.52	-56.04	2.00	56.91	T4	26.91	13.3, 15.4, 3.7
			y (Transversal)	-1.01	-42.88	-56.04		41.87	T4	11.87	13.8, 7.1, 3.7
		CH.1513 1752.6 MHz	z (Axial)	-7.13	-49.53	-56.04	1.83	42.40	T4	12.40	13.3, 15.4, 3.7
			y (Transversal)	-1.16	-43.07	-56.04		41.91	T4	11.91	13.8, 7.1, 3.7
W-CDMA Band V Voice Wideband AMR Codec: 6.6 kbit/s	Ant.A+B	CH.4183 836.6 MHz	z (Axial)	7.70	-50.43	-55.97	2.00	58.13	T4	28.13	12.9, 15.4, 3.7
			y (Transversal)	-0.73	-42.71	-55.90		41.98	T4	11.98	13.3, 7.5, 3.7

VoLTE (FDD) Air Interface Investigation:

Mode:	Antenna	Channel and Frequency	Bandwidth	Bandwidth / Modulation	RB configuration	Orientation	ABM1 dB(A/m)	ABM2 dB(A/m)	Ambient Noise dB(A/m)	Freq. Response (dB)	ABMSNR (dB)	T-Rating	Margin	Position		
LTE Band 66 Voice Wideband AMR Codec: 6.6 kbit/s	Ant.F	CH.132322 1745 MHz	20MHz	QPSK	1/0	z (Axial)	7.47	-44.52	-55.97	2.00	51.99	T4	21.99	12.9, 15.8, 3.7		
						y (Transversal)	-0.87	-42.06	-55.90		41.19	T4	11.19	12.9, 7.5, 3.7		
					1/49	z (Axial)	7.65	-44.18	-55.97	2.00	51.83	T4	21.83	12.9, 15.8, 3.7		
						y (Transversal)	-1.06	-42.28	-55.90		41.22	T4	11.22	12.9, 7.5, 3.7		
					1/99	z (Axial)	7.61	-44.85	-55.97	2.00	52.46	T4	22.46	12.9, 15.8, 3.7		
						y (Transversal)	-0.81	-42.96	-55.90		42.15	T4	12.15	12.9, 7.5, 3.7		
					50/0	z (Axial)	7.75	-47.18	-55.97	1.96	54.93	T4	24.93	12.9, 15.8, 3.7		
						y (Transversal)	-0.63	-43.42	-55.90		42.79	T4	12.79	12.9, 7.5, 3.7		
					50/24	z (Axial)	7.76	-46.51	-55.97	2.00	54.27	T4	24.27	12.9, 15.8, 3.7		
						y (Transversal)	-0.64	-43.95	-55.90		43.31	T4	13.31	12.9, 7.5, 3.7		
					50/50	z (Axial)	7.67	-46.68	-55.97	2.00	54.35	T4	24.35	12.9, 15.8, 3.7		
						y (Transversal)	-0.62	-43.76	-55.90		43.14	T4	13.14	12.9, 7.5, 3.7		
					100/0	z (Axial)	7.83	-46.60	-55.97	1.83	54.43	T4	24.43	12.9, 15.8, 3.7		
						y (Transversal)	-0.72	-43.57	-55.90		42.85	T4	12.85	12.9, 7.5, 3.7		
					16QAM	1/0	z (Axial)	7.51	-38.72	-55.97	2.00	46.23	T4	16.23	12.9, 15.8, 3.7	
							y (Transversal)	-0.68	-34.16	-55.90		33.48	T4	3.48	12.9, 7.5, 3.7	
					64QAM	1/0	z (Axial)	7.56	-39.76	-55.97	2.00	47.32	T4	17.32	12.9, 15.8, 3.7	
							y (Transversal)	-0.56	-36.64	-55.90		36.08	T4	6.08	12.9, 7.5, 3.7	
					256QAM	1/0	z (Axial)	7.62	-42.38	-55.97	2.00	50.00	T4	20.00	12.9, 15.8, 3.7	
							y (Transversal)	-0.67	-39.21	-55.90		38.54	T4	8.54	12.9, 7.5, 3.7	
					15 MHz	1/0	z (Axial)	7.71	-38.44	-55.97	2.00	46.15	T4	16.15	12.9, 15.8, 3.7	
							y (Transversal)	-0.80	-35.81	-55.90		35.01	T4	5.01	12.9, 7.5, 3.7	
							10 MHz	z (Axial)	7.79	-39.12	-55.97	1.90	46.91	T4	16.91	12.9, 15.8, 3.7
								y (Transversal)	-0.77	-35.91	-55.90		35.14	T4	5.14	12.9, 7.5, 3.7
		5 MHz	z (Axial)	7.58			-39.50	-55.97	2.00	47.08	T4	17.08	12.9, 15.8, 3.7			
			y (Transversal)	-0.71			-36.51	-55.90		35.80	T4	5.80	12.9, 7.5, 3.7			
		3 MHz	z (Axial)	7.79	-39.38	-55.97	2.00	47.17	T4	17.17	12.9, 15.8, 3.7					
			y (Transversal)	-0.62	-36.35	-55.90		35.73	T4	5.73	12.9, 7.5, 3.7					
		1.4 MHz	z (Axial)	7.60	-39.44	-55.97	2.00	47.04	T4	17.04	12.9, 15.8, 3.7					
			y (Transversal)	-0.79	-36.17	-55.90		35.38	T4	5.38	12.9, 7.5, 3.7					
		CH.132072 1720 MHz	1/0	z (Axial)	7.66	-37.16	-55.97	2.00	44.82	T4	14.82	12.9, 15.8, 3.7				
				y (Transversal)	-0.87	-35.60	-55.90		34.73	T4	4.73	12.9, 7.5, 3.7				
		CH.132572 1770 MHz	1/0	z (Axial)	7.49	-38.20	-55.97	2.00	45.69	T4	15.69	12.9, 15.8, 3.7				
				y (Transversal)	-0.71	-34.84	-55.90		34.13	T4	4.13	12.9, 7.5, 3.7				
		LTE Band 7 Voice Wideband AMR Codec: 6.6 kbit/s	Ant.F	CH.21100 2535 MHz	20 MHz	16QAM	1/0	z (Axial)	7.81	-40.69	-55.97	2.00	48.50	T4	18.50	12.9, 15.4, 3.7
								y (Transversal)	-0.81	-37.92	-55.90		37.11	T4	7.11	13.3, 7.5, 3.7
LTE Band 12 Voice Wideband AMR Codec: 6.6 kbit/s	Ant.A+B	CH.23095 707.5 MHz	10 MHz	16QAM	1/0	z (Axial)	8.33	-44.47	-55.97	1.86	52.80	T4	22.80	13.3, 15.8, 3.7		
						y (Transversal)	-0.41	-42.29	-55.90		41.88	T4	11.88	13.3, 7.5, 3.7		
LTE Band 13 Voice Wideband AMR Codec: 6.6 kbit/s	Ant.A+B	CH.23230 782 MHz	10 MHz	16QAM	1/0	z (Axial)	7.79	-45.66	-55.97	2.00	53.45	T4	23.45	13.8, 15, 3.7		
						y (Transversal)	-0.53	-42.40	-55.90		41.87	T4	11.87	13.3, 7.1, 3.7		
LTE Band 14 Voice Wideband AMR Codec: 6.6 kbit/s	Ant.A+B	CH.23330 793 MHz	10 MHz	16QAM	1/0	z (Axial)	8.07	-47.99	-55.97	2.00	56.06	T4	26.06	13.8, 15.8, 3.7		
						y (Transversal)	-0.32	-42.34	-55.90		42.02	T4	12.02	12.9, 7.5, 3.7		
LTE Band 25 Voice Wideband AMR Codec: 6.6 kbit/s	Ant.F	CH.26365 1882.5 MHz	20 MHz	16QAM	1/0	z (Axial)	7.63	-40.77	-55.97	1.92	48.40	T4	18.40	12.9, 15.4, 3.7		
						y (Transversal)	-0.72	-38.28	-55.90		37.56	T4	7.56	13.3, 7.5, 3.7		
LTE Band 26 Voice Wideband AMR Codec: 6.6 kbit/s	Ant.A+B	CH.26865 831.5 MHz	15 MHz	16QAM	1/0	z (Axial)	7.70	-46.96	-55.97	2.00	54.66	T4	24.66	12.9, 15.8, 3.7		
						y (Transversal)	-0.91	-42.73	-55.90		41.82	T4	11.82	12.9, 7.5, 3.7		
LTE Band 30 Voice Wideband AMR Codec: 6.6 kbit/s	Ant.F	CH.27710 2310 MHz	10 MHz	16QAM	1/0	z (Axial)	7.57	-39.52	-55.97	2.00	47.09	T4	17.09	12.9, 15.8, 3.7		
						y (Transversal)	-0.88	-36.67	-55.90		35.79	T4	5.79	12.9, 7.5, 3.7		
LTE Band 71 Voice Wideband AMR Codec: 6.6 kbit/s	Ant.A+B	CH.133297 680.5 MHz	20 MHz	16QAM	1/0	z (Axial)	8.05	-47.46	-55.97	2.00	55.51	T4	25.51	13.3, 15.8, 3.7		
						y (Transversal)	-0.31	-41.35	-55.90		41.04	T4	11.04	13.3, 7.1, 3.7		

VoLTE (TDD) Air Interface Investigation:

Mode:	Antenna	Channel and Frequency	Bandwidth	Bandwidth / Modulation	RB configuration	Orientation	ABM1 dB(A/m)	ABM2 dB(A/m)	Ambient Noise dB(A/m)	Freq. Response (dB)	ABMSNR (dB)	T-Rating	Margin	Position	
LTE Band 41 Voice Wideband AMR Codec: 6.6 kbit/s	Ant.F	CH.40620 2593 MHz	20MHz	QPSK	1/0	z (Axial)	7.71	-31.41	-55.97	2.00	39.12	T4	9.12	12.9, 15.4, 3.7	
						y (Transversal)	-0.64	-29.02	-55.90		28.38	T3	8.38	12.9, 7.5, 3.7	
					1/49	z (Axial)	7.97	-32.10	-55.97	2.00	40.07	T4	10.07	12.9, 15.4, 3.7	
						y (Transversal)	-0.73	-29.19	-55.90		28.46	T3	8.46	12.9, 7.5, 3.7	
					1/99	z (Axial)	8.17	-32.38	-55.97	2.00	40.55	T4	10.55	12.9, 15.4, 3.7	
						y (Transversal)	-0.74	-31.23	-55.90		30.49	T4	0.49	12.9, 7.5, 3.7	
					50/0	z (Axial)	8.05	-32.39	-55.97	2.00	40.44	T4	10.44	12.9, 15.4, 3.7	
						y (Transversal)	-0.79	-31.46	-55.90		30.67	T4	0.67	12.9, 7.5, 3.7	
					50/24	z (Axial)	7.83	-32.59	-55.97	2.00	40.42	T4	10.42	12.9, 15.4, 3.7	
						y (Transversal)	-0.61	-31.99	-55.90		31.38	T4	1.38	12.9, 7.5, 3.7	
					50/50	z (Axial)	8.01	-32.73	-55.97	2.00	40.74	T4	10.74	12.9, 15.4, 3.7	
						y (Transversal)	-0.61	-32.50	-55.90		31.89	T4	1.89	12.9, 7.5, 3.7	
					100/0	z (Axial)	7.95	-32.65	-55.97	2.00	40.60	T4	10.60	12.9, 15.4, 3.7	
						y (Transversal)	-0.73	-32.06	-55.90		31.33	T4	1.33	12.9, 7.5, 3.7	
					16QAM	1/0	z (Axial)	8.03	-31.85	-55.97	2.00	39.88	T4	9.88	12.9, 15.4, 3.7
							y (Transversal)	-0.64	-30.42	-55.90		29.78	T3	9.78	12.9, 7.5, 3.7
					64QAM	1/0	z (Axial)	8.08	-32.38	-55.97	2.00	40.46	T4	10.46	12.9, 15.4, 3.7
							y (Transversal)	-0.66	-31.81	-55.90		31.15	T4	1.15	12.9, 7.5, 3.7
		256QAM	1/0	z (Axial)	7.98	-32.79	-55.97	2.00	40.77	T4	10.77	12.9, 15.4, 3.7			
				y (Transversal)	-0.52	-32.65	-55.90		32.13	T4	2.13	12.9, 7.5, 3.7			
		CH.40620 2593 MHz	15 MHz	QPSK	1/0	z (Axial)	8.00	-31.60	-55.97	2.00	39.60	T4	9.60	12.9, 15.4, 3.7	
						y (Transversal)	-0.85	-29.97	-55.90		29.12	T3	9.12	12.9, 7.5, 3.7	
					1/0	z (Axial)	8.08	-31.55	-55.97	2.00	39.63	T4	9.63	12.9, 15.4, 3.7	
						y (Transversal)	-0.57	-29.77	-55.90		29.20	T3	9.20	12.9, 7.5, 3.7	
					1/0	z (Axial)	8.29	-31.80	-55.97	2.00	40.09	T4	10.09	12.9, 15.4, 3.7	
						y (Transversal)	-0.53	-29.93	-55.90		29.40	T3	9.40	12.9, 7.5, 3.7	
		CH.39750 2506 MHz	20 MHz	QPSK	1/0	z (Axial)	7.81	-30.21	-55.97	2.00	38.02	T4	8.02	12.9, 15.4, 3.7	
						y (Transversal)	-0.69	-29.28	-55.90		28.59	T3	8.59	12.9, 7.5, 3.7	
					1/0	z (Axial)	7.75	-32.93	-55.97	2.00	40.68	T4	10.68	12.9, 15.4, 3.7	
						y (Transversal)	-0.87	-30.33	-55.90		29.46	T3	9.46	12.9, 7.5, 3.7	
					1/0	z (Axial)	7.90	-32.90	-55.97	2.00	40.80	T4	10.80	12.9, 15.4, 3.7	
						y (Transversal)	-0.64	-30.33	-55.90		29.69	T3	9.69	12.9, 7.5, 3.7	
					1/0	z (Axial)	7.58	-30.92	-55.97	2.00	38.50	T4	8.50	12.9, 15.4, 3.7	
						y (Transversal)	-0.59	-29.38	-55.90		28.79	T3	8.79	12.9, 7.5, 3.7	
		CH.40185 2549.5 MHz	20 MHz	QPSK	1/0	z (Axial)	7.75	-32.93	-55.97	2.00	40.68	T4	10.68	12.9, 15.4, 3.7	
						y (Transversal)	-0.87	-30.33	-55.90		29.46	T3	9.46	12.9, 7.5, 3.7	
CH.41055 2636.5 MHz	20 MHz	QPSK	1/0	z (Axial)	7.90	-32.90	-55.97	2.00	40.80	T4	10.80	12.9, 15.4, 3.7			
				y (Transversal)	-0.64	-30.33	-55.90		29.69	T3	9.69	12.9, 7.5, 3.7			
CH.41490 2680 MHz	20 MHz	QPSK	1/0	z (Axial)	7.58	-30.92	-55.97	2.00	38.50	T4	8.50	12.9, 15.4, 3.7			
				y (Transversal)	-0.59	-29.38	-55.90		28.79	T3	8.79	12.9, 7.5, 3.7			
LTE Band 48 Voice Wideband AMR Codec: 6.6 kbit/s	Ant.F	CH.55773 3603.3 MHz	20 MHz	QPSK	1/0	z (Axial)	7.66	-32.62	-55.97	2.00	40.28	T4	10.28	12.9, 15.4, 3.7	
						y (Transversal)	-0.63	-30.79	-55.90		30.16	T4	0.16	12.9, 7.5, 3.7	

VoNR (FDD) Air Interface Investigation:

Mode:	Mode:	Channel and Frequency	Bandwidth	Bandwidth / Modulation	RB configuration	Orientation	ABM1 dB(A/m)	ABM2 dB(A/m)	Ambient Noise dB(A/m)	Freq. Response (dB)	ABMSNR (dB)	T-Rating	Margin	Position
NR Band n66 Voice Wideband AMR Codec: 6.6 kbit/s	Ant.F	CH.349000 1745 MHz	40MHz	CP-OFDM QPSK	1/1	z (Axial)	4.38	-36.18	-56.02	2.00	40.56	T4	10.56	12.9, 15.8, 3.7
						y (Transversal)	-4.62	-32.94	-55.98		28.32	T3	8.32	13.8, 7.5, 3.7
					1/108	z (Axial)	4.39	-36.17	-56.02	2.00	40.56	T4	10.56	12.9, 15.8, 3.7
						y (Transversal)	-4.04	-32.88	-55.98		28.84	T3	8.84	13.8, 7.5, 3.7
					1/214	z (Axial)	4.35	-35.73	-56.02	1.94	40.08	T4	10.08	12.9, 15.8, 3.7
						y (Transversal)	-4.38	-32.67	-55.98		28.29	T3	8.29	13.8, 7.5, 3.7
					108/0	z (Axial)	4.32	-37.37	-56.02	2.00	41.69	T4	11.69	12.9, 15.8, 3.7
						y (Transversal)	-4.49	-34.36	-55.98		29.87	T3	9.87	13.8, 7.5, 3.7
					108/54	z (Axial)	4.66	-36.24	-56.02	1.89	40.90	T4	10.90	12.9, 15.8, 3.7
						y (Transversal)	-4.67	-33.01	-55.98		28.34	T3	8.34	13.8, 7.5, 3.7
					108/108	z (Axial)	4.35	-37.35	-56.02	2.00	41.70	T4	11.70	12.9, 15.8, 3.7
						y (Transversal)	-4.10	-34.31	-55.98		30.21	T4	0.21	13.8, 7.5, 3.7
				216/0	z (Axial)	4.23	-37.33	-56.02	1.93	41.56	T4	11.56	12.9, 15.8, 3.7	
					y (Transversal)	-4.46	-34.27	-55.98		29.81	T3	9.81	13.8, 7.5, 3.7	
				CP-OFDM 16QAM	1/1	z (Axial)	4.56	-36.44	-56.02	1.70	41.00	T4	11.00	12.9, 15.8, 3.7
						y (Transversal)	-4.64	-33.43	-55.98		28.79	T3	8.79	13.8, 7.5, 3.7
				CP-OFDM 64QAM	1/1	z (Axial)	3.98	-36.81	-56.02	2.00	40.79	T4	10.79	12.9, 15.8, 3.7
						y (Transversal)	-4.58	-33.69	-55.98		29.11	T3	9.11	13.8, 7.5, 3.7
				CP-OFDM 256QAM	1/1	z (Axial)	4.21	-39.25	-56.02	2.00	43.46	T4	13.46	12.9, 15.8, 3.7
						y (Transversal)	-4.56	-35.80	-55.98		31.24	T4	1.24	13.8, 7.5, 3.7
				DFT-s-OFDM QPSK	1/1	z (Axial)	4.33	-34.76	-56.02	2.00	39.09	T4	9.09	12.9, 15.8, 3.7
						y (Transversal)	-4.47	-31.15	-55.98		26.68	T3	6.68	13.8, 7.5, 3.7
					1/108	z (Axial)	4.34	-34.75	-56.02	1.68	39.09	T4	9.09	12.9, 15.8, 3.7
						y (Transversal)	-4.25	-31.60	-55.98		27.35	T3	7.35	13.8, 7.5, 3.7
					1/124	z (Axial)	4.34	-34.90	-56.02	2.00	39.24	T4	9.24	12.9, 15.8, 3.7
						y (Transversal)	-4.32	-31.63	-55.98		27.31	T3	7.31	13.8, 7.5, 3.7
					108/0	z (Axial)	4.17	-35.52	-56.02	2.00	39.69	T4	9.69	12.9, 15.8, 3.7
						y (Transversal)	-4.18	-32.37	-55.98		28.19	T3	8.19	13.8, 7.5, 3.7
					108/54	z (Axial)	4.36	-34.69	-56.02	1.80	39.05	T4	9.05	12.9, 15.8, 3.7
						y (Transversal)	-4.33	-31.55	-55.98		27.22	T3	7.22	13.8, 7.5, 3.7
					108/108	z (Axial)	4.04	-35.58	-56.02	1.89	39.62	T4	9.62	12.9, 15.8, 3.7
						y (Transversal)	-4.60	-32.43	-55.98		27.83	T3	7.83	13.8, 7.5, 3.7
				216/0	z (Axial)	4.15	-35.53	-56.02	1.83	39.68	T4	9.68	12.9, 15.8, 3.7	
					y (Transversal)	-4.38	-32.25	-55.98		27.87	T3	7.87	13.8, 7.5, 3.7	
				DFT-s-OFDM pi/2 BPSK	1/1	z (Axial)	4.75	-34.62	-56.02	1.64	39.37	T4	9.37	12.9, 15.8, 3.7
						y (Transversal)	-4.20	-31.39	-55.98		27.19	T3	7.19	13.8, 7.5, 3.7
				DFT-s-OFDM 16QAM	1/1	z (Axial)	4.29	-35.34	-56.02	1.87	39.63	T4	9.63	12.9, 15.8, 3.7
						y (Transversal)	-4.60	-32.13	-55.98		27.53	T3	7.53	13.8, 7.5, 3.7
				DFT-s-OFDM 64QAM	1/1	z (Axial)	4.30	-36.41	-56.02	2.00	40.71	T4	10.71	12.9, 15.8, 3.7
						y (Transversal)	-4.44	-33.32	-55.98		28.88	T3	8.88	13.8, 7.5, 3.7
				DFT-s-OFDM 256QAM	1/1	z (Axial)	4.51	-37.88	-56.02	2.00	42.39	T4	12.39	12.9, 15.8, 3.7
						y (Transversal)	-4.09	-34.66	-55.98		30.57	T4	0.57	13.8, 7.5, 3.7

VoNR (FDD) Air Interface Investigation: (Continued)

Mode:	Mode:	Channel and Frequency	Bandwidth	Bandwidth / Modulation	RB configuration	Orientation	ABM1 dB(A/m)	ABM2 dB(A/m)	Ambient Noise dB(A/m)	Freq. Response (dB)	ABM SNR (dB)	T-Rating	Margin	Position
NR Band n66 Voice Wideband AMR Codec: 6.6 kbit/s	Ant.F	CH.349000 1745 MHz	30 MHz	DFT-s-OFDM QPSK	1/1	z (Axial)	4.55	-34.48	-56.02	2.00	39.03	T4	9.03	12.9, 15.8, 3.7
						y (Transversal)	-4.08	-31.09	-55.98		27.01	T3	7.01	13.8, 7.5, 3.7
			25 MHz		1/1	z (Axial)	4.68	-33.92	-56.02	2.00	38.60	T4	8.60	12.9, 15.8, 3.7
						y (Transversal)	-4.00	-30.83	-55.98		26.83	T3	6.83	13.8, 7.5, 3.7
			20 MHz		1/1	z (Axial)	4.24	-34.18	-56.02	2.00	38.42	T4	8.42	12.9, 15.8, 3.7
						y (Transversal)	-4.24	-31.07	-55.98		26.83	T3	6.83	13.8, 7.5, 3.7
		15 MHz	1/1	z (Axial)	4.36	-34.36	-56.02	1.76	38.72	T4	8.72	12.9, 15.8, 3.7		
				y (Transversal)	-4.02	-31.35	-55.98		27.33	T3	7.33	13.8, 7.5, 3.7		
		10 MHz	1/1	z (Axial)	4.29	-34.52	-56.02	2.00	38.81	T4	8.81	12.9, 15.8, 3.7		
				y (Transversal)	-4.45	-31.54	-55.98		27.09	T3	7.09	13.8, 7.5, 3.7		
		5 MHz	1/1	z (Axial)	4.17	-34.64	-56.02	1.83	38.81	T4	8.81	12.9, 15.8, 3.7		
				y (Transversal)	-4.41	-31.78	-55.98		27.37	T3	7.37	13.8, 7.5, 3.7		
CH.346000 1730 MHz	40 MHz	DFT-s-OFDM QPSK	1/1	z (Axial)	3.88	-34.75	-56.02	2.00	38.63	T4	8.63	12.9, 15.8, 3.7		
				y (Transversal)	-4.40	-31.36	-55.98		26.96	T3	6.96	13.8, 7.5, 3.7		
CH.352000 1760 MHz	40 MHz	DFT-s-OFDM QPSK	1/1	z (Axial)	4.33	-35.54	-56.02	2.00	39.87	T4	9.87	12.9, 15.8, 3.7		
				y (Transversal)	-4.39	-32.27	-55.98		27.88	T3	7.88	13.8, 7.5, 3.7		
NR Band n7 Voice Wideband AMR Codec: 6.6 kbit/s	Ant.F	CH.507000 2535 MHz	40 MHz	DFT-s-OFDM QPSK	1/1	z (Axial)	4.20	-34.89	-56.04	2.00	39.09	T4	9.09	13.8, 15.8, 3.7
						y (Transversal)	-4.38	-32.51	-56.03		28.13	T3	8.13	13.8, 7.5, 3.7
NR Band n12 Voice Wideband AMR Codec: 6.6 kbit/s	Ant.A+B	CH.141500 707.5 MHz	15 MHz	DFT-s-OFDM QPSK	1/1	z (Axial)	4.08	-44.28	-56.04	2.00	48.36	T4	18.36	13.3, 15.4, 3.7
						y (Transversal)	-4.39	-39.84	-56.03		35.45	T4	5.45	13.8, 7.5, 3.7
NR Band n25 Voice Wideband AMR Codec: 6.6 kbit/s	Ant.F	CH.376500 1882.5 MHz	40 MHz	DFT-s-OFDM QPSK	1/1	z (Axial)	4.16	-34.22	-56.04	2.00	38.38	T4	8.38	13.3, 15.8, 3.7
						y (Transversal)	-4.40	-31.20	-56.03		26.80	T3	6.80	13.8, 7.5, 3.7
NR Band n26 Voice Wideband AMR Codec: 6.6 kbit/s	Ant.A+B	CH.166300 831.5 MHz	20 MHz	DFT-s-OFDM QPSK	1/1	z (Axial)	4.41	-44.62	-56.02	2.00	49.03	T4	19.03	12.9, 15.8, 3.7
						y (Transversal)	-4.41	-39.05	-55.98		34.64	T4	4.64	14.2, 7.5, 3.7
NR Band n30 Voice Wideband AMR Codec: 6.6 kbit/s	Ant.F	CH.462000 2310 MHz	10 MHz	DFT-s-OFDM QPSK	1/1	z (Axial)	4.21	-32.68	-56.02	2.00	36.89	T4	6.89	13.3, 15.8, 3.7
						y (Transversal)	-4.37	-32.04	-55.98		27.67	T3	7.67	12.9, 7.5, 3.7
NR Band n71 Voice Wideband AMR Codec: 6.6 kbit/s	Ant.A+B	CH.136100 680.5 MHz	20 MHz	DFT-s-OFDM QPSK	1/1	z (Axial)	4.14	-42.64	-56.04	2.00	46.78	T4	16.78	13.3, 16.2, 3.7
						y (Transversal)	-4.36	-37.43	-56.03		33.07	T4	3.07	13.8, 7.1, 3.7

VoNR (TDD) Air Interface Investigation:

Mode:	Antenna	Channel and Frequency	Bandwidth	Bandwidth / Modulation	RB configuration	Orientation	ABM1 dB(A/m)	ABM2 dB(A/m)	Ambient Noise dB(A/m)	Freq. Response (dB)	ABMSNR (dB)	T-Rating	Margin	Position
NR Band n41 Voice Wideband AMR Codec: 6.6 kbit/s	Ant.F	CH.518598 2592.99 MHz	100MHz	CP-OFDM QPSK	1/1	z (Axial)	4.93	-29.06	-56.04	2.00	33.99	T4	3.99	13.8, 15.8, 3.7
						y (Transversal)	-4.44	-29.09	-56.03		24.65	T3	4.65	11.7, 8.7, 3.7
					1/137	z (Axial)	4.98	-29.50	-56.04	1.93	34.48	T4	4.48	13.8, 15.8, 3.7
						y (Transversal)	-4.03	-29.43	-56.03		25.40	T3	5.40	11.7, 8.7, 3.7
					1/271	z (Axial)	5.23	-28.94	-56.04	2.00	34.17	T4	4.17	13.8, 15.8, 3.7
						y (Transversal)	-4.39	-29.07	-56.03		24.68	T3	4.68	11.7, 8.7, 3.7
					135/0	z (Axial)	5.00	-29.44	-56.04	2.00	34.44	T4	4.44	13.8, 15.8, 3.7
						y (Transversal)	-4.31	-29.50	-56.03		25.19	T3	5.19	11.7, 8.7, 3.7
					135/69	z (Axial)	5.20	-29.40	-56.04	1.49	34.60	T4	4.60	13.8, 15.8, 3.7
						y (Transversal)	-4.50	-29.44	-56.03		24.94	T3	4.94	11.7, 8.7, 3.7
					135/138	z (Axial)	5.04	-30.77	-56.04	2.00	35.81	T4	5.81	13.8, 15.8, 3.7
						y (Transversal)	-4.38	-30.81	-56.03		26.43	T3	6.43	11.7, 8.7, 3.7
				270/0	z (Axial)	4.99	-30.05	-56.04	2.00	35.04	T4	5.04	13.8, 15.8, 3.7	
					y (Transversal)	-4.58	-30.21	-56.03		25.63	T3	5.63	11.7, 8.7, 3.7	
				CP-OFDM 16QAM	1/1	z (Axial)	4.74	-29.22	-56.04	2.00	33.96	T4	3.96	13.8, 15.8, 3.7
						y (Transversal)	-4.30	-29.32	-56.03		25.02	T3	5.02	11.7, 8.7, 3.7
				CP-OFDM 64QAM	1/1	z (Axial)	5.09	-30.63	-56.04	2.00	35.72	T4	5.72	13.8, 15.8, 3.7
						y (Transversal)	-4.31	-30.54	-56.03		26.23	T3	6.23	11.7, 8.7, 3.7
				CP-OFDM 256QAM	1/1	z (Axial)	4.86	-32.76	-56.04	2.00	37.62	T4	7.62	13.8, 15.8, 3.7
						y (Transversal)	-4.45	-32.56	-56.03		28.11	T3	8.11	11.7, 8.7, 3.7
				DFT-s-OFDM QPSK	1/1	z (Axial)	4.04	-29.12	-56.04	2.00	33.16	T4	3.16	13.8, 15.8, 3.7
						y (Transversal)	-4.68	-28.62	-56.03		23.94	T3	3.94	11.7, 8.7, 3.7
					1/137	z (Axial)	4.43	-29.10	-56.04	2.00	33.53	T4	3.53	13.8, 15.8, 3.7
						y (Transversal)	-5.02	-28.97	-56.03		23.95	T3	3.95	11.7, 8.7, 3.7
					1/271	z (Axial)	4.00	-28.56	-56.04	2.00	32.56	T4	2.56	13.8, 15.8, 3.7
						y (Transversal)	-4.39	-28.52	-56.03		24.13	T3	4.13	11.7, 8.7, 3.7
					135/0	z (Axial)	4.97	-27.87	-56.04	2.00	32.84	T4	2.84	13.8, 15.8, 3.7
						y (Transversal)	-4.22	-28.33	-56.03		24.11	T3	4.11	11.7, 8.7, 3.7
					135/69	z (Axial)	5.00	-29.10	-56.04	2.00	34.10	T4	4.10	13.8, 15.8, 3.7
						y (Transversal)	-3.98	-29.18	-56.03		25.20	T3	5.20	11.7, 8.7, 3.7
					135/138	z (Axial)	5.06	-29.63	-56.04	2.00	34.69	T4	4.69	13.8, 15.8, 3.7
						y (Transversal)	-4.30	-29.68	-56.03		25.38	T3	5.38	11.7, 8.7, 3.7
				270/0	z (Axial)	5.05	-28.86	-56.04	1.93	33.91	T4	3.91	13.8, 15.8, 3.7	
					y (Transversal)	-4.46	-28.97	-56.03		24.51	T3	4.51	11.7, 8.7, 3.7	
				DFT-s-OFDM pi/2 BPSK	1/1	z (Axial)	4.87	-29.11	-56.04	1.79	33.98	T4	3.98	13.8, 15.8, 3.7
						y (Transversal)	-4.17	-29.25	-56.03		25.08	T3	5.08	11.7, 8.7, 3.7
				DFT-s-OFDM 16QAM	1/1	z (Axial)	4.78	-29.18	-56.04	2.00	33.96	T4	3.96	13.8, 15.8, 3.7
						y (Transversal)	-4.64	-29.26	-56.03		24.62	T3	4.62	11.7, 8.7, 3.7
				DFT-s-OFDM 64QAM	1/1	z (Axial)	4.88	-29.87	-56.04	1.83	34.75	T4	4.75	13.8, 15.8, 3.7
						y (Transversal)	-4.23	-29.87	-56.03		25.64	T3	5.64	11.7, 8.7, 3.7
				DFT-s-OFDM 256QAM	1/1	z (Axial)	5.20	-31.48	-56.04	2.00	36.68	T4	6.68	13.8, 15.8, 3.7
						y (Transversal)	-4.37	-31.50	-56.03		27.13	T3	7.13	11.7, 8.7, 3.7

VoNR (TDD) Air Interface Investigation: (Continued)

Mode:	Antenna	Channel and Frequency	Bandwidth	Bandwidth / Modulation	RB configuration	Orientation	ABM1 dB(A/m)	ABM2 dB(A/m)	Ambient Noise dB(A/m)	Freq. Response (dB)	ABMSNR (dB)	T-Rating	Margin	Position
NR Band n41 Voice Wideband AMR Codec: 6.6 kbit/s	Ant.F	CH.518598 2592.99 MHz	90 MHz	DFT-s-OFDM QPSK	1/1	z (Axial)	4.93	-28.47	-56.04	1.78	33.40	T4	3.40	13.8, 15.8, 3.7
						y (Transversal)	-4.45	-28.69	-56.03		24.24	T3	4.24	11.7, 8.7, 3.7
		CH.518598 2592.99 MHz	80 MHz		1/1	z (Axial)	4.80	-28.21	-56.04	2.00	33.01	T4	3.01	13.8, 15.8, 3.7
						y (Transversal)	-4.06	-28.29	-56.03		24.23	T3	4.23	11.7, 8.7, 3.7
		CH.518598 2592.99 MHz	70 MHz		1/1	z (Axial)	5.10	-29.73	-56.04	1.47	34.83	T4	4.83	13.8, 15.8, 3.7
						y (Transversal)	-4.29	-29.81	-56.03		25.52	T3	5.52	11.7, 8.7, 3.7
		CH.518598 2592.99 MHz	60 MHz		1/1	z (Axial)	4.79	-29.57	-56.04	2.00	34.36	T4	4.36	13.8, 15.8, 3.7
						y (Transversal)	-4.52	-29.79	-56.03		25.27	T3	5.27	11.7, 8.7, 3.7
		CH.518598 2592.99 MHz	50 MHz		1/1	z (Axial)	4.80	-29.45	-56.04	2.00	34.25	T4	4.25	13.8, 15.8, 3.7
						y (Transversal)	-4.27	-29.61	-56.03		25.34	T3	5.34	11.7, 8.7, 3.7
		CH.518598 2592.99 MHz	40 MHz		1/1	z (Axial)	5.17	-29.39	-56.04	2.00	34.56	T4	4.56	13.8, 15.8, 3.7
						y (Transversal)	-4.31	-29.69	-56.03		25.38	T3	5.38	11.7, 8.7, 3.7
		CH.518598 2592.99 MHz	30 MHz		1/1	z (Axial)	4.89	-29.27	-56.04	2.00	34.16	T4	4.16	13.8, 15.8, 3.7
						y (Transversal)	-4.19	-29.39	-56.03		25.20	T3	5.20	11.7, 8.7, 3.7
CH.518598 2592.99 MHz	20 MHz	1/1	z (Axial)	5.02	-29.53	-56.04	2.00	34.55	T4	4.55	13.8, 15.8, 3.7			
			y (Transversal)	-4.43	-29.76	-56.03		25.33	T3	5.33	11.7, 8.7, 3.7			
CH.518598 2592.99 MHz	15 MHz	1/1	z (Axial)	4.80	-29.46	-56.04	1.96	34.26	T4	4.26	13.8, 15.8, 3.7			
			y (Transversal)	-4.50	-29.58	-56.03		25.08	T3	5.08	11.7, 8.7, 3.7			
CH.518598 2592.99 MHz	10 MHz	1/1	z (Axial)	5.09	-29.37	-56.04	1.92	34.46	T4	4.46	13.8, 15.8, 3.7			
			y (Transversal)	-4.32	-29.54	-56.03		25.22	T3	5.22	11.7, 8.7, 3.7			
CH.509202 2546.01 MHz	100 MHz	1/1	z (Axial)	4.08	-28.69	-56.04	2.00	32.77	T4	2.77	13.8, 15.8, 3.7			
			y (Transversal)	-4.61	-28.61	-56.03		24.00	T3	4.00	11.7, 8.7, 3.7			
CH.528000 2640 MHz	100 MHz	1/1	z (Axial)	4.44	-28.70	-56.04	2.00	33.14	T4	3.14	13.8, 15.8, 3.7			
			y (Transversal)	-4.52	-28.55	-56.03		24.03	T3	4.03	11.7, 8.7, 3.7			
NR Band n48 Voice Wideband AMR Codec: 6.6 kbit/s	Ant.F	CH.641666 3624.99 MHz	40 MHz	DFT-s-OFDM QPSK	1/1	z (Axial)	4.47	-28.79	-56.04	2.00	33.26	T4	3.26	13.3, 15.8, 3.7
						y (Transversal)	-4.54	-29.40	-56.03		24.86	T3	4.86	10.8, 7.5, 3.7
NR Band n77 DoD Voice Wideband AMR Codec: 6.6 kbit/s	Ant.F	CH.633334 3500.01 MHz	100 MHz	DFT-s-OFDM QPSK	1/1	z (Axial)	4.28	-27.42	-56.04	2.00	31.70	T4	1.70	12.9, 15.8, 3.7
						y (Transversal)	-4.76	-28.72	-56.03		23.96	T3	3.96	10.8, 7.1, 3.7
NR Band n77 Voice Wideband AMR Codec: 6.6 kbit/s	Ant.F	CH.656000 3840 MHz	100 MHz	DFT-s-OFDM QPSK	1/1	z (Axial)	3.81	-32.27	-56.04	2.00	36.08	T4	6.08	13.3, 15.4, 3.7
						y (Transversal)	-4.79	-31.03	-56.03		26.24	T3	6.24	12.5, 7.1, 3.7

9.4. VoWi-Fi Codec Investigation

An investigation between the various codec configurations (Low/High bit rates for Narrowband and Wideband) and specific parameters are documented (ABM1, ABM2, S+N/N, frequency response) to determine the worst-case bit rates for each voice service type. The table below compares the varying codec configurations. A codec investigation was performed for each Wi-Fi 2.4GHz and 5GHz. The highlighted results below were determined to be the worst-case codec configuration(s) for Wi-Fi 2.4GHz and 5GHz

Codec Investigation																		
Codec State	AMR-NB (kbit/s)			AMR-WB (kbit/s)			EVS nb (kbit/s)			EVS wb (kbit/s)			EVS swb (kbit/s)			Orientation	Antenna	Band/ BandWidth/ Channel
	4.75	7.4	12.2	6.6	15.85	23.85	5.9	13.2	24.4	5.9	13.2	24.4	9.6	16.4	24.4			
ABM1 (dB/m)	8.28	8.27	8.48	4.83	6.09	6.11	5.76	9.17	9.08	2.04	6.48	5.91	8.42	8.81	8.28	z (Axial)	MIMO	802.11b CH.6 2412 MHz DSSS 1 Mbps
ABM2 (dBA/m)	-42.51	-42.73	-42.87	-41.69	-42.65	-42.73	-48.11	-48.04	-48.16	-47.33	-47.93	-48.18	-47.83	-47.57	-47.22			
S+N/N (dB)	50.79	51.00	51.35	46.52	48.74	48.84	53.87	57.21	57.24	49.37	54.41	54.09	56.25	56.38	55.50			
Freq. Resposne (dB)	2.00	2.00	2.00	1.54	2.00	2.00	2.00	2.00	2.00	1.90	2.00	1.97	1.96	1.72	2.00	y (Transversal)	MIMO	802.11a CH.40 5200 MHz BPSK 6 Mbps
ABM1 (dB/m)	-0.83	-0.66	-0.33	-3.43	-2.77	-2.74	-4.55	0.21	0.08	-4.53	-2.31	-2.39	-0.08	-0.03	-0.49			
ABM2 (dBA/m)	-35.30	-35.43	-35.10	-34.56	-35.05	-35.18	-39.89	-39.83	-39.07	-42.56	-40.06	-39.84	-39.76	-39.28	-39.11			
S+N/N (dB)	34.47	34.77	34.77	31.13	32.28	32.44	35.34	40.04	39.15	38.03	37.75	37.45	39.68	39.25	38.62	z (Axial)	MIMO	802.11a CH.40 5200 MHz BPSK 6 Mbps
ABM1 (dB/m)	8.56	8.39	8.56	5.22	6.13	6.21	4.16	8.93	8.76	4.40	6.61	6.37	8.34	8.34	8.74			
ABM2 (dBA/m)	-45.70	-45.80	-46.05	-45.79	-46.48	-46.27	-46.30	-47.30	-47.50	-46.68	-46.66	-46.94	-46.90	-46.53	-46.52			
S+N/N (dB)	54.26	54.19	54.61	51.01	52.61	52.48	50.46	56.23	56.26	51.08	53.27	53.31	55.24	54.87	55.26	y (Transversal)	MIMO	802.11a CH.40 5200 MHz BPSK 6 Mbps
Freq. Resposne (dB)	1.55	2.00	2.00	1.69	2.00	2.00	2.00	2.00	2.00	1.65	1.92	2.00	2.00	1.45	1.74			
ABM1 (dB/m)	-0.69	-0.37	-0.14	-3.34	-2.56	-2.65	-3.26	0.32	0.24	-3.55	-2.17	-2.92	0.07	-0.06	-0.27			
ABM2 (dBA/m)	-39.45	-39.49	-39.37	-39.61	-38.97	-39.53	-41.59	-40.89	-41.65	-41.10	-41.07	-41.25	-40.72	-40.46	-40.39	z (Axial)	MIMO	802.11a CH.40 5200 MHz BPSK 6 Mbps
S+N/N (dB)	38.76	39.12	39.23	36.27	36.41	36.88	38.33	41.21	41.89	37.55	38.90	38.33	40.79	40.40	40.12			

Note(s):

- For 802.11b, it is observed that WB AMR 6.6 kbit/s is the worst-case.
- For 802.11a, it is observed that WB AMR 6.6 kbit/s is the worst-case.

9.5. VoWi-Fi Air Interface Investigation

Using the data from Sec.9.4, further testing was performed on the remaining 802.11 modes. The objective of these measurements is to ensure that changing the modulation, bandwidth, and data rate, whilst using the worst-case codec configuration measured in Sec.9.4, yields no unexpected variations.

VoWi-Fi 2.4GHz Air Interface Investigation:

Mode:	Antenna	Channel and Frequency	Bandwidth	Bandwidth / Modulation	Orientation	ABM1 dB(A/m)	ABM2 dB(A/m)	Ambient Noise dB(A/m)	Freq. Response (dB)	ABM SNR (dB)	T-Rating	Margin	Position
802.11b	MIMO	CH.6 2437 MHz	20 MHz	DSSS 1 Mbps	z (Axial)	4.83	-41.69	-56.05	1.54	46.52	T4	16.52	13.3, 15.4, 3.7
					y (Transversal)	-3.43	-34.56	-55.98	31.13	T4	1.13	13.8, 7.1, 3.7	
				CCK 5.5 Mbps	z (Axial)	5.37	-43.07	-56.05	2.00	48.44	T4	18.44	13.3, 15.4, 3.7
					y (Transversal)	-3.59	-36.68	-55.98		33.09	T4	3.09	13.8, 7.1, 3.7
CCK 11 Mbps	z (Axial)	5.48	-43.29	-56.05	1.91	48.77	T4	18.77	13.3, 15.4, 3.7				
	y (Transversal)	-3.23	-35.74	-55.98		32.51	T4	2.51	13.8, 7.1, 3.7				
802.11g	MIMO	CH.6 2437 MHz	20 MHz	BPSK 6 Mbps	z (Axial)	5.29	-47.99	-56.05	2.00	53.28	T4	23.28	13.3, 15.4, 3.7
					y (Transversal)	-3.54	-39.97	-55.98		36.43	T4	6.43	13.8, 7.1, 3.7
802.11n HT20	MIMO	CH.6 2437 MHz	20 MHz	MCS 0 6.5 Mbps	z (Axial)	5.25	-43.53	-56.05	1.99	48.78	T4	18.78	13.3, 15.4, 3.7
					y (Transversal)	-3.35	-38.56	-55.98		35.21	T4	5.21	13.8, 7.1, 3.7
802.11ax HE20	MIMO	CH.6 2437 MHz	20 MHz	MCS 0 8.6 Mbps	z (Axial)	5.68	-45.55	-56.05	2.00	51.23	T4	21.23	13.3, 15.4, 3.7
					y (Transversal)	-3.72	-37.29	-55.98		33.57	T4	3.57	13.8, 7.1, 3.7
802.11b	MIMO	CH.1 2412 MHz	20 MHz	DSSS 1 Mbps	z (Axial)	4.97	-42.78	-56.05	2.00	47.75	T4	17.75	13.3, 15.4, 3.7
					y (Transversal)	-3.64	-35.75	-55.98		32.11	T4	2.11	13.8, 7.1, 3.7
		CH.11 2462 MHz	z (Axial)		5.45	-42.82	-56.05	2.00	48.27	T4	18.27	13.3, 15.4, 3.7	
			y (Transversal)		-3.30	-36.00	-55.98		32.70	T4	2.70	13.8, 7.1, 3.7	

VoWi-Fi 5GHz Air Interface Investigation:

Mode:	Antenna	Channel and Frequency	Bandwidth	Bandwidth / Modulation	Orientation	ABM1 dB(A/m)	ABM2 dB(A/m)	Ambient Noise dB(A/m)	Freq. Response (dB)	ABM SNR (dB)	T-Rating	Margin	Position
802.11a	MIMO	CH.40 5200 MHz	20 MHz	BPSK 6 Mbps	z (Axial)	5.22	-45.79	-56.04	1.69	51.01	T4	21.01	12.9, 15.4, 3.7
					y (Transversal)	-3.34	-39.61	-56.04		36.27	T4	6.27	13.3, 7.1, 3.7
				QPSK 18 Mbps	z (Axial)	5.28	-46.30	-56.04	2.00	51.58	T4	21.58	12.9, 15.4, 3.7
					y (Transversal)	-3.20	-42.97	-56.04		39.77	T4	9.77	13.3, 7.1, 3.7
				64QAM 54 Mbps	z (Axial)	5.68	-46.13	-56.04	1.80	51.81	T4	21.81	12.9, 15.4, 3.7
					y (Transversal)	-3.01	-43.19	-56.04		40.18	T4	10.18	13.3, 7.1, 3.7
802.11n HT20	MIMO	CH.40 5200 MHz	20 MHz	MCS 0 6.5 Mbps	z (Axial)	4.77	-44.52	-56.04	2.00	49.29	T4	19.29	12.9, 15.4, 3.7
					y (Transversal)	-3.30	-39.64	-56.04		36.34	T4	6.34	13.3, 7.1, 3.7
				MCS 3 26 Mbps	z (Axial)	4.90	-45.90	-56.04	1.91	50.80	T4	20.80	12.9, 15.4, 3.7
					y (Transversal)	-3.33	-40.12	-56.04		36.79	T4	6.79	13.3, 7.1, 3.7
				MCS 7 65 Mbps	z (Axial)	5.44	-46.12	-56.04	2.00	51.56	T4	21.56	12.9, 15.4, 3.7
					y (Transversal)	-3.34	-40.08	-56.04		36.74	T4	6.74	13.3, 7.1, 3.7
802.11n HT40	MIMO	CH.46 5230 MHz	40 MHz	MCS 0 13.5 Mbps	z (Axial)	5.35	-44.37	-56.04	1.83	49.72	T4	19.72	12.9, 15.4, 3.7
					y (Transversal)	-3.18	-40.00	-56.04		36.82	T4	6.82	13.3, 7.1, 3.7
				MCS 3 54 Mbps	z (Axial)	5.57	-46.04	-56.04	1.93	51.61	T4	21.61	12.9, 15.4, 3.7
					y (Transversal)	-3.11	-40.22	-56.04		37.11	T4	7.11	13.3, 7.1, 3.7
				MCS 7 135 Mbps	z (Axial)	5.45	-45.86	-56.04	1.78	51.31	T4	21.31	12.9, 15.4, 3.7
					y (Transversal)	-3.29	-40.50	-56.04		37.21	T4	7.21	13.3, 7.1, 3.7
802.11ac VHT20	MIMO	CH.40 5200 MHz	20 MHz	MCS 0 6.5 Mbps	z (Axial)	5.38	-44.79	-56.04	1.65	50.17	T4	20.17	12.9, 15.4, 3.7
					y (Transversal)	-3.18	-39.82	-56.04		36.64	T4	6.64	13.3, 7.1, 3.7
				MCS 4 39 Mbps	z (Axial)	5.55	-46.32	-56.04	2.00	51.87	T4	21.87	12.9, 15.4, 3.7
					y (Transversal)	-3.02	-40.41	-56.04		37.39	T4	7.39	13.3, 7.1, 3.7
				MCS 8 78 Mbps	z (Axial)	5.53	-46.43	-56.04	1.88	51.96	T4	21.96	12.9, 15.4, 3.7
					y (Transversal)	-3.09	-39.99	-56.04		36.90	T4	6.90	13.3, 7.1, 3.7
802.11ac VHT40	MIMO	CH.46 5230 MHz	40 MHz	MCS 0 13.5 Mbps	z (Axial)	5.51	-44.60	-56.04	1.51	50.11	T4	20.11	12.9, 15.4, 3.7
					y (Transversal)	-3.23	-39.65	-56.04		36.42	T4	6.42	13.3, 7.1, 3.7
				MCS 4 108 Mbps	z (Axial)	4.92	-46.24	-56.04	1.56	51.16	T4	21.16	12.9, 15.4, 3.7
					y (Transversal)	-2.92	-39.97	-56.04		37.05	T4	7.05	13.3, 7.1, 3.7
				MCS 9 180 Mbps	z (Axial)	5.32	-46.66	-56.04	1.87	51.98	T4	21.98	12.9, 15.4, 3.7
					y (Transversal)	-3.28	-40.30	-56.04		37.02	T4	7.02	13.3, 7.1, 3.7
802.11ac VHT80	MIMO	CH.42 5210 MHz	80 MHz	MCS 0 29.3 Mbps	z (Axial)	5.37	-42.10	-56.04	2.00	47.47	T4	17.47	12.9, 15.4, 3.7
					y (Transversal)	-3.28	-39.77	-56.04		36.49	T4	6.49	13.3, 7.1, 3.7
				MCS 4 175.5 Mbps	z (Axial)	5.60	-43.02	-56.04	2.00	48.62	T4	18.62	12.9, 15.4, 3.7
					y (Transversal)	-3.39	-40.22	-56.04		36.83	T4	6.83	13.3, 7.1, 3.7
				MCS 9 390 Mbps	z (Axial)	5.27	-42.37	-56.04	2.00	47.64	T4	17.64	12.9, 15.4, 3.7
					y (Transversal)	-3.01	-39.89	-56.04		36.88	T4	6.88	13.3, 7.1, 3.7
802.11ac VHT160	MIMO	CH.50 5250 MHz	160 MHz	MCS 0 58.5 Mbps	z (Axial)	4.20	-46.57	-55.91	1.90	50.77	T4	20.77	12.9, 15.4, 3.7
					y (Transversal)	-3.08	-40.68	-55.99		37.60	T4	7.60	13.3, 7.1, 3.7
				MCS 4 351 Mbps	z (Axial)	4.35	-47.53	-55.91	1.89	51.88	T4	21.88	12.9, 15.4, 3.7
					y (Transversal)	-3.15	-42.12	-55.99		38.97	T4	8.97	13.3, 7.1, 3.7
				MCS 9 780 Mbps	z (Axial)	3.97	-47.59	-55.91	1.81	51.56	T4	21.56	12.9, 15.4, 3.7
					y (Transversal)	-2.99	-42.35	-55.99		39.36	T4	9.36	13.3, 7.1, 3.7

VoWi-Fi 5GHz Air Interface Investigation: (Continued)

Mode:	Antenna	Channel and Frequency	Bandwidth	Bandwidth / Modulation	Orientation	ABM1 dB(A/m)	ABM2 dB(A/m)	Ambient Noise dB(A/m)	Freq. Response (dB)	ABM SNR (dB)	T-Rating	Margin	Position
802.11ax HE20	MIMO	CH.40 5200 MHz	20 MHz	MCS 0 8.6 Mbps	z (Axial)	4.96	-43.13	-56.04	1.78	48.09	T4	18.09	12.9, 15.4, 3.7
					y (Transversal)	-3.03	-40.50	-56.04		37.47	T4	7.47	13.3, 7.1, 3.7
				MCS 6 77 Mbps	z (Axial)	4.92	-45.39	-56.04	2.00	50.31	T4	20.31	12.9, 15.4, 3.7
					y (Transversal)	-3.10	-42.55	-56.04		39.45	T4	9.45	13.3, 7.1, 3.7
				MCS 11 143 Mbps	z (Axial)	5.26	-45.27	-56.04	2.00	50.53	T4	20.53	12.9, 15.4, 3.7
					y (Transversal)	-2.72	-41.22	-56.04		38.50	T4	8.50	13.3, 7.1, 3.7
802.11ax HE40	MIMO	CH.46 5230 MHz	40 MHz	MCS 0 17.2 Mbps	z (Axial)	5.28	-43.19	-56.04	2.00	48.47	T4	18.47	12.9, 15.4, 3.7
					y (Transversal)	-2.95	-40.54	-56.04		37.59	T4	7.59	13.3, 7.1, 3.7
				MCS 6 155 Mbps	z (Axial)	5.56	-45.24	-56.04	2.00	50.80	T4	20.80	12.9, 15.4, 3.7
					y (Transversal)	-3.17	-41.63	-56.04		38.46	T4	8.46	13.3, 7.1, 3.7
				MCS 11 287 Mbps	z (Axial)	5.46	-45.17	-56.04	1.72	50.63	T4	20.63	12.9, 15.4, 3.7
					y (Transversal)	-3.33	-41.32	-56.04		37.99	T4	7.99	13.3, 7.1, 3.7
802.11ax HE80	MIMO	CH.42 5210 MHz	80 MHz	MCS 0 36 Mbps	z (Axial)	5.37	-43.07	-56.04	1.72	48.44	T4	18.44	12.9, 15.4, 3.7
					y (Transversal)	-3.53	-40.52	-56.04		36.99	T4	6.99	13.3, 7.1, 3.7
				MCS 6 324 Mbps	z (Axial)	5.44	-45.40	-56.04	2.00	50.84	T4	20.84	12.9, 15.4, 3.7
					y (Transversal)	-3.30	-41.14	-56.04		37.84	T4	7.84	13.3, 7.1, 3.7
				MCS 11 600 Mbps	z (Axial)	5.66	-45.38	-56.04	1.94	51.04	T4	21.04	12.9, 15.4, 3.7
					y (Transversal)	-3.75	-41.68	-56.04		37.93	T4	7.93	13.3, 7.1, 3.7
802.11ax HE160	MIMO	CH.50 5250 MHz	160 MHz	MCS 0 72.1 Mbps	z (Axial)	4.29	-45.50	-55.91	1.90	49.79	T4	19.79	12.9, 15.4, 3.7
					y (Transversal)	-2.64	-39.05	-55.99		36.41	T4	6.41	13.3, 7.1, 3.7
				MCS 6 648.5 Mbps	z (Axial)	4.27	-48.67	-55.91	2.00	52.94	T4	22.94	12.9, 15.4, 3.7
					y (Transversal)	-2.92	-42.02	-55.99		39.10	T4	9.10	13.3, 7.1, 3.7
				MCS 11 1201 Mbps	z (Axial)	4.67	-47.84	-55.91	1.88	52.51	T4	22.51	12.9, 15.4, 3.7
					y (Transversal)	-2.86	-42.58	-55.99		39.72	T4	9.72	13.3, 7.1, 3.7
802.11a	MIMO	CH.36 5180 MHz	20 MHz	BPSK 6 Mbps	z (Axial)	5.50	-46.05	-56.04	1.69	51.55	T4	21.55	12.9, 15.4, 3.7
					y (Transversal)	-3.31	-40.91	-56.04		37.60	T4	7.60	13.3, 7.1, 3.7
		CH.48 5240 MHz			z (Axial)	5.38	-46.44	-56.04	2.00	51.82	T4	21.82	12.9, 15.4, 3.7
					y (Transversal)	-3.14	-39.83	-56.04		36.69	T4	6.69	13.3, 7.1, 3.7
		CH.56 5280 MHz			z (Axial)	5.27	-47.02	-56.04	2.00	52.29	T4	22.29	12.9, 15.4, 3.7
					y (Transversal)	-3.12	-42.66	-56.04		39.54	T4	9.54	12.9, 7.1, 3.7
		CH.120 5600 MHz			z (Axial)	5.15	-46.25	-56.04	2.00	51.40	T4	21.40	12.9, 15.4, 3.7
					y (Transversal)	-3.28	-39.61	-56.04		36.33	T4	6.33	12.9, 6.7, 3.7
		CH.157 5785 MHz			z (Axial)	5.11	-47.57	-56.04	2.00	52.68	T4	22.68	12.9, 16.2, 3.7
					y (Transversal)	-3.05	-42.24	-56.04		39.19	T4	9.19	13.3, 7.5, 3.7
		CH.173 5865 MHz			z (Axial)	5.16	-44.83	-56.04	1.98	49.99	T4	19.99	12.5, 15.4, 3.7
					y (Transversal)	-2.96	-41.84	-56.04		38.88	T4	8.88	12.9, 7.5, 3.7

9.6. OTT Codec Investigation

The DUT's nested OTT application supports range of codec bit rate 6 – 75 kbit/s, thus an investigation between the various codec configurations (6/40/75 as Low/Mid/High bit rates) and specific parameters are documented (ABM1, ABM2, S+N/N, frequency response) to determine the worst-case bit rates for each service type. The table below compares the varying codec configurations.

Codec Investigation						
Codec State	codec bit rate (kbit/s)			Orientation	Antenna	Band/ BandWidth/ Channel
	6	40	75			
ABM1 (dB/m)	11.14	10.87	11.21	z (Axial)	Ant.A+B	GSM850 EGPRS 2slots CH.190
ABM2 (dBA/m)	-30.73	-30.57	-31.42			
S+N/N (dB)	41.87	41.44	42.63			
Freq. Resposne (dB)	2.00	2.00	2.00			
ABM1 (dB/m)	3.00	2.13	3.19	y (Transversal)	Ant.B	WCDMA Band IV HSUPA Subtest1 CH.1413
ABM2 (dBA/m)	-27.85	-28.21	-28.66			
S+N/N (dB)	30.85	30.34	31.85			
ABM1 (dB/m)	9.74	10.64	10.61	z (Axial)	Ant.B	WCDMA Band IV HSUPA Subtest1 CH.1413
ABM2 (dBA/m)	-45.42	-45.59	-45.53			
S+N/N (dB)	55.16	56.23	56.14			
Freq. Resposne (dB)	1.86	2.00	1.83			
ABM1 (dB/m)	2.69	3.68	2.48	y (Transversal)	Ant.F	LTE FDD LTE Band 66 20MHz 16QAM RB1/0 CH132322
ABM2 (dBA/m)	-43.39	-43.83	-43.64			
S+N/N (dB)	46.08	47.51	46.12			
ABM1 (dB/m)	9.57	8.15	9.84	z (Axial)	Ant.F	LTE FDD LTE Band 66 20MHz 16QAM RB1/0 CH132322
ABM2 (dBA/m)	-44.20	-44.15	-44.31			
S+N/N (dB)	53.77	52.30	54.15			
Freq. Resposne (dB)	2.00	2.00	2.00			
ABM1 (dB/m)	1.26	-0.84	1.19	y (Transversal)	Ant.F	LTE TDD LTE Band 41 20MHz QPSK RB1/0 CH.40620
ABM2 (dBA/m)	-39.76	-39.32	-39.58			
S+N/N (dB)	41.02	38.48	40.77			
ABM1 (dB/m)	9.37	12.60	12.51	z (Axial)	Ant.F	LTE TDD LTE Band 41 20MHz QPSK RB1/0 CH.40620
ABM2 (dBA/m)	-29.54	-29.44	-29.42			
S+N/N (dB)	38.91	42.04	41.93			
Freq. Resposne (dB)	1.74	2.00	2.00			
ABM1 (dB/m)	1.25	3.95	3.95	y (Transversal)	Ant.F	LTE TDD LTE Band 41 20MHz QPSK RB1/0 CH.40620
ABM2 (dBA/m)	-32.85	-32.98	-32.72			
S+N/N (dB)	34.10	36.93	36.67			

Note(s):

A bitrate investigation was performed on the pre-install phone application to determine the worst-case bitrate;

1. For GSM and LTE FDD, it is observed that 40 kbit/s is the worst-case.
2. For WCDMA and LTE TDD, it is observed that 6 kbit/s is the worst-case.

OTT Codec Investigation (Continued)

Codec Investigation						
Codec State	codec bit rate (kbit/s)			Orientation	Antenna	Band/ BandWidth/ Channel
	6	40	75			
ABM1 (dB/m)	12.66	10.58	10.04	z (Axial)	Ant.F	NR FDD NR Band n66 40MHz DFT-s-OFDM QPSK RB1/1 CH.349000
ABM2 (dBA/m)	-32.88	-32.87	-32.86			
S+N/N (dB)	45.54	43.45	42.90			
Freq. Resposne (dB)	2.00	2.00	2.00	y (Transversal)		
ABM1 (dB/m)	2.31	2.24	3.40			
ABM2 (dBA/m)	-30.72	-30.63	-30.61			
S+N/N (dB)	33.03	32.87	34.01			
ABM1 (dB/m)	12.04	10.09	11.38	z (Axial)	Ant.F	NR TDD NR Band n41 100 MHz DFT-s-OFDM QPSK RB 1/1 CH.518598
ABM2 (dBA/m)	-23.53	-23.94	-23.93			
S+N/N (dB)	35.57	34.03	35.31			
Freq. Resposne (dB)	1.45	2.00	2.00	y (Transversal)		
ABM1 (dB/m)	2.40	2.40	2.28			
ABM2 (dBA/m)	-41.75	-40.59	-40.44			
S+N/N (dB)	44.15	42.99	42.72			
ABM1 (dB/m)	9.47	11.17	11.47	z (Axial)	MIMO	WLAN 2.4GHz 802.11b 1Mbps CH.6 2437 MHz
ABM2 (dBA/m)	-39.50	-40.34	-40.48			
S+N/N (dB)	48.97	51.51	51.95			
Freq. Resposne (dB)	2.00	2.00	2.00	y (Transversal)		
ABM1 (dB/m)	0.75	1.76	1.84			
ABM2 (dBA/m)	-36.15	-36.02	-36.18			
S+N/N (dB)	36.90	37.78	38.02			
ABM1 (dB/m)	10.91	11.23	11.25	z (Axial)	MIMO	WLAN 5GHz 802.11a 6Mbps CH.40 5200 MHz
ABM2 (dBA/m)	-42.56	-42.96	-42.81			
S+N/N (dB)	53.47	54.19	54.06			
Freq. Resposne (dB)	2.00	2.00	2.00	y (Transversal)		
ABM1 (dB/m)	1.96	2.06	1.96			
ABM2 (dBA/m)	-35.73	-36.11	-35.82			
S+N/N (dB)	37.69	38.17	37.78			

Note(s):

A bitrate investigation was performed on the pre-install phone application to determine the worst-case bitrate;

1. For NR FDD/TDD, it is observed that 40 kbit/s is the worst-case.
2. For WLAN 2.4GHz and 5GHz, it is observed that 6 kbit/s is the worst-case.

9.7. OTT Air Interface Investigation

Mode:	Antenna	Channel and Frequency	Bandwidth	Bandwidth / Modulation	RB configuration	Orientation	ABM1 dB(A/m)	ABM2 dB(A/m)	Ambient Noise dB(A/m)	Freq. Response (dB)	ABM SNR (dB)	T-Rating	Margin	Position
GSM850 EGPRS 2slots Codec : 40	Ant.A+B	CH.190 836.6 MHz	N/A	N/A	N/A	z (Axial)	10.87	-30.57	-55.99	2.00	41.44	T4	11.44	12.5, 12.9, 3.7
						y (Transversal)	2.13	-28.21	-55.96		30.34	T4	0.34	13.3, 7.1, 3.7
GSM1900 EGPRS 2slots Codec : 40	Ant.B	CH.661 1880.0 MHz	N/A	N/A	N/A	z (Axial)	12.34	-35.75	-55.99	2.00	48.09	T4	18.09	12.9, 15.4, 3.7
						y (Transversal)	3.65	-34.18	-55.96		37.83	T4	7.83	12.9, 7.5, 3.7
WCDMA Band II HSUPA Subtest1 Codec : 6	Ant.B	CH.9400 1880.0 MHz	N/A	N/A	N/A	z (Axial)	9.56	-46.01	-55.99	1.67	55.57	T4	25.57	12.1, 16.2, 3.7
						y (Transversal)	2.28	-43.66	-55.96		45.94	T4	15.94	12.5, 8.3, 3.7
WCDMA Band IV HSUPA Subtest1 Codec : 6	Ant.B	CH.1413 1732.6 MHz	N/A	N/A	N/A	z (Axial)	9.74	-45.42	-55.99	1.86	55.16	T4	25.16	12.5, 16.2, 3.7
						y (Transversal)	2.69	-43.39	-55.96		46.08	T4	16.08	12.9, 7.1, 3.7
WCDMA Band V HSUPA Subtest1 Codec : 6	Ant.A+B	CH.4183 836.6 MHz	N/A	N/A	N/A	z (Axial)	10.06	-43.23	-55.99	2.00	53.29	T4	23.29	13.3, 13.3, 3.7
						y (Transversal)	0.96	-43.34	-55.96		44.30	T4	14.30	13.3, 7.1, 3.7
LTE Band 7 Codec : 40	Ant.F	CH.21100 2535 MHz	20 MHz	16QAM	1/0	z (Axial)	8.26	-43.98	-56.05	2.00	52.24	T4	22.24	12.5, 16.2, 3.7
						y (Transversal)	-0.71	-37.60	-55.99		36.89	T4	6.89	15.4, 7.5, 3.7
LTE Band 12 Codec : 40	Ant.A+B	CH.23095 707.5 MHz	10 MHz	16QAM	1/0	z (Axial)	8.17	-44.19	-56.05	2.00	52.36	T4	22.36	12.5, 16.2, 3.7
						y (Transversal)	-1.22	-38.57	-55.99		37.35	T4	7.35	14.2, 6.2, 3.7
LTE Band 13 Codec : 40	Ant.A+B	CH.23230 782 MHz	10 MHz	16QAM	1/0	z (Axial)	8.01	-44.25	-56.05	2.00	52.26	T4	22.26	12.5, 16.2, 3.7
						y (Transversal)	0.01	-40.28	-55.99		40.29	T4	10.29	12.9, 7.9, 3.7
LTE Band 14 Codec : 40	Ant.A+B	CH.23330 793 MHz	10 MHz	16QAM	1/0	z (Axial)	7.10	-41.90	-56.05	2.00	49.00	T4	19.00	14.6, 16.2, 3.7
						y (Transversal)	-0.59	-39.41	-55.99		38.82	T4	8.82	12.5, 5.4, 3.7
LTE Band 25 Codec : 40	Ant.F	CH.26365 1882.5 MHz	20 MHz	16QAM	1/0	z (Axial)	8.14	-43.95	-56.05	2.00	52.09	T4	22.09	12.5, 16.7, 3.7
						y (Transversal)	-1.03	-38.00	-55.99		36.97	T4	6.97	15.4, 7.9, 3.7
LTE Band 26 Codec : 40	Ant.A+B	CH.26865 831.5 MHz	15 MHz	16QAM	1/0	z (Axial)	8.45	-47.88	-56.05	2.00	56.33	T4	26.33	12.9, 16.7, 3.7
						y (Transversal)	-0.61	-45.72	-55.99		45.11	T4	15.11	12.9, 5, 3.7
LTE Band 30 Codec : 40	Ant.F	CH.27710 2310 MHz	10 MHz	16QAM	1/0	z (Axial)	7.93	-43.36	-56.05	2.00	51.29	T4	21.29	12.5, 16.2, 3.7
						y (Transversal)	0.07	-39.27	-55.99		39.34	T4	9.34	12.9, 7.5, 3.7
LTE Band 66 Codec : 40	Ant.F	CH.132322 1745 MHz	20 MHz	16QAM	1/0	z (Axial)	8.15	-44.15	-56.05	2.00	52.30	T4	22.30	12.5, 16.2, 3.7
						y (Transversal)	-0.84	-39.32	-55.99		38.48	T4	8.48	12.9, 5.4, 3.7
LTE Band 71 Codec : 40	Ant.A+B	CH.133297 680.5 MHz	20 MHz	16QAM	1/0	z (Axial)	7.14	-49.03	-56.05	2.00	56.17	T4	26.17	12.5, 15.8, 3.7
						y (Transversal)	-0.69	-45.90	-55.99		45.21	T4	15.21	13.3, 5.4, 3.7
LTE Band 41 Codec : 6	Ant.F	CH.40620 2593 MHz	20 MHz	QPSK	1/0	z (Axial)	9.37	-29.54	-56.05	1.74	38.91	T4	8.91	13.3, 15.4, 3.7
						y (Transversal)	1.25	-32.85	-55.99		34.10	T4	4.10	14.6, 7.5, 3.7
LTE Band 48 Codec : 6	Ant.F	CH.55773 3603.3 MHz	20 MHz	QPSK	1/0	z (Axial)	9.18	-32.60	-56.05	1.67	41.78	T4	11.78	12.5, 15.8, 3.7
						y (Transversal)	1.56	-28.33	-55.99		29.89	T3	9.89	15.8, 7.9, 3.7
NR Band n7 Codec : 40	Ant.F	CH.507000 2535 MHz	40 MHz	DFT-s-OFDM QPSK	1/1	z (Axial)	9.87	-35.73	-56.04	2.00	45.60	T4	15.60	13.3, 15.8, 3.7
						y (Transversal)	2.43	-33.93	-56.03		36.36	T4	6.36	12.9, 7.9, 3.7
NR Band n12 Codec : 40	Ant.A+B	CH.141500 707.5 MHz	15 MHz	DFT-s-OFDM QPSK	1/1	z (Axial)	11.28	-42.24	-56.05	2.00	53.52	T4	23.52	12.5, 16.7, 3.7
						y (Transversal)	2.00	-36.88	-55.99		38.88	T4	8.88	15.4, 7.9, 3.7
NR Band n25 Codec : 40	Ant.F	CH.376500 1882.5 MHz	40 MHz	DFT-s-OFDM QPSK	1/1	z (Axial)	10.65	-32.55	-56.05	2.00	43.20	T4	13.20	13.3, 13.7, 3.7
						y (Transversal)	2.73	-31.43	-55.99		34.16	T4	4.16	12.5, 7.5, 3.7
NR Band n26 Codec : 40	Ant.A+B	CH.166300 831.5 MHz	20 MHz	DFT-s-OFDM QPSK	1/1	z (Axial)	9.77	-42.61	-56.05	2.00	52.38	T4	22.38	12.5, 17.9, 3.7
						y (Transversal)	1.98	-36.03	-55.99		38.01	T4	8.01	15.8, 7.9, 3.7
NR Band n30 Codec : 40	Ant.F	CH.462000 2310 MHz	10 MHz	DFT-s-OFDM QPSK	1/1	z (Axial)	10.71	-33.09	-56.05	2.00	43.80	T4	13.80	12.5, 16.7, 3.7
						y (Transversal)	2.09	-28.11	-55.99		30.20	T4	0.20	15.8, 7.9, 3.7
NR Band n66 Codec : 40	Ant.F	CH.349000 1745 MHz	40 MHz	DFT-s-OFDM QPSK	1/1	z (Axial)	10.58	-32.87	-56.04	2.00	43.45	T4	13.45	15.8, 16.2, 3.7
						y (Transversal)	2.24	-30.63	-56.03		32.87	T4	2.87	13.3, 5.4, 3.7
NR Band n71 Codec : 40	Ant.A+B	CH.136100 680.5 MHz	20 MHz	DFT-s-OFDM QPSK	1/1	z (Axial)	10.15	-40.66	-56.05	2.00	50.81	T4	20.81	12.5, 15.8, 3.7
						y (Transversal)	2.91	-38.05	-55.99		40.96	T4	10.96	12.5, 7.9, 3.7

OTT Air Interface Investigation (Continued)

Mode:	Antenna	Channel and Frequency	Bandwidth	Bandwidth / Modulation	RB configuration	Orientation	ABM1 dB(A/m)	ABM2 dB(A/m)	Ambient Noise dB(A/m)	Freq. Response (dB)	ABM SNR (dB)	T-Rating	Margin	Position
NR Band n41 Codec : 40	Ant.F	CH.518598 2592.99 MHz	100 MHz	DFT-s-OFDM QPSK	1/1	z (Axial)	10.09	-23.94	-56.04	2.00	34.03	T4	4.03	13.8, 15, 3.7
						y (Transversal)	2.40	-40.59	-56.03		42.99	T4	12.99	15, 7.1, 3.7
NR Band n48 Codec : 40	Ant.F	CH.641666 3624.99 MHz	40 MHz	DFT-s-OFDM QPSK	1/1	z (Axial)	12.35	-29.92	-56.04	2.00	42.27	T4	12.27	13.3, 15.8, 3.7
						y (Transversal)	4.26	-28.82	-56.03		33.08	T4	3.08	12.9, 7.9, 3.7
NR Band n77 DoD Codec : 40	Ant.F	CH.633334 3500.01 MHz	100 MHz	DFT-s-OFDM QPSK	1/1	z (Axial)	10.30	-23.05	-56.04	2.00	33.35	T4	3.35	15.4, 16.2, 3.7
						y (Transversal)	2.87	-33.71	-56.03		36.58	T4	6.58	12.5, 7.9, 3.7
NR Band n77 Codec : 40	Ant.F	CH.656000 3840 MHz	100 MHz	DFT-s-OFDM QPSK	1/1	z (Axial)	10.45	-25.79	-56.04	2.00	36.24	T4	6.24	12.9, 14.2, 3.7
						y (Transversal)	2.94	-35.13	-56.03		38.07	T4	8.07	12.9, 7.9, 3.7
Wi-Fi 2.4 GHz Codec : 6	MIMO	CH.6 2437 MHz	20 MHz	DSSS 1 Mbps	N/A	z (Axial)	9.47	-39.50	-55.99	2.00	48.97	T4	18.97	12.9, 14.6, 3.7
						y (Transversal)	0.75	-36.15	-55.96		36.90	T4	6.90	12.5, 7.5, 3.7
U-NII 1 Codec : 6	MIMO	Ch.40 5200 MHz	20MHz	BPSK 6 Mbps	N/A	z (Axial)	10.91	-42.56	-55.99	2.00	53.47	T4	23.47	12.5, 13.3, 3.7
						y (Transversal)	1.96	-35.73	-55.96		37.69	T4	7.69	16.3, 5, 3.7
U-NII 2A Codec : 6	MIMO	Ch.56 5280 MHz	20MHz	BPSK 6 Mbps	N/A	z (Axial)	11.22	-45.07	-55.99	2.00	56.29	T4	26.29	12.9, 16.2, 3.7
						y (Transversal)	1.81	-36.25	-55.96		38.06	T4	8.06	15.8, 5, 3.7
U-NII 2C Codec : 6	MIMO	CH.120 5600 MHz	20MHz	BPSK 6 Mbps	N/A	z (Axial)	10.33	-42.78	-55.99	2.00	53.11	T4	23.11	14.2, 15.4, 3.7
						y (Transversal)	2.76	-40.26	-55.96		43.02	T4	13.02	13.3, 7.9, 3.7
U-NII 3 Codec : 6	MIMO	CH.157 5785 MHz	20MHz	BPSK 6 Mbps	N/A	z (Axial)	10.02	-43.56	-55.99	2.00	53.58	T4	23.58	15, 13.7, 3.7
						y (Transversal)	2.54	-40.43	-55.96		42.97	T4	12.97	13.8, 7.9, 3.7
U-NII 4 Codec : 6	MIMO	CH.173 5865 MHz	20MHz	BPSK 6 Mbps	N/A	z (Axial)	10.25	-40.20	-55.99	2.00	50.45	T4	20.45	15.4, 13.3, 3.7
						y (Transversal)	1.61	-40.34	-55.96		41.95	T4	11.95	13.3, 6.7, 3.7

9.8. HAC (T-coil) Test Results

Mode:	Antenna	Channel and Frequency	Bandwidth	Bandwidth / Modulation	RB configuration	Orientation	ABM1 dB(A/m)	ABM2 dB(A/m)	Ambient Noise dB(A/m)	Freq. Response (dB)	ABM SNR (dB)	T-Rating	Margin	Position	Plot.#
GSM850 Voice Coder Speech Codec: FR V1	Ant.A+B	CH.190 836.6 MHz	N/A	N/A	N/A	z (Axial)	12.12	-26.13	-55.97	2.00	38.25	T4	8.25	12.9, 15.8, 3.7	1,2
						y (Transversal)	3.79	-22.93	-55.90		26.72	T3	6.72	12.9, 7.5, 3.7	3
GSM1900 Voice Coder Speech Codec: FR V1	Ant.B	CH.1661 1880.0 MHz	N/A	N/A	N/A	z (Axial)	11.94	-30.45	-55.97	2.00	42.39	T4	12.39	12.9, 15, 3.7	4,5
						y (Transversal)	3.71	-31.67	-55.90		35.38	T4	5.38	12.9, 7.5, 3.7	6
W-CDMA Band II Voice Wideband AMR Codec: 6.6 kbit/s	Ant.B	CH.9400 1880.0 MHz	N/A	N/A	N/A	z (Axial)	7.44	-51.38	-56.04	2.00	58.82	T4	28.82	12.9, 15.4, 3.7	7,8
						y (Transversal)	-1.12	-43.07	-56.04		41.95	T4	11.95	13.8, 7.1, 3.7	9
W-CDMA Band IV Voice Wideband AMR Codec: 6.6 kbit/s	Ant.B	CH.1413 1732.6 MHz	N/A	N/A	N/A	z (Axial)	7.39	-49.52	-56.04	2.00	56.91	T4	26.91	13.3, 15.4, 3.7	10,11
						y (Transversal)	-1.01	-42.88	-56.04		41.87	T4	11.87	13.8, 7.1, 3.7	12
W-CDMA Band V Voice Wideband AMR Codec: 6.6 kbit/s	Ant.A+B	CH.4183 836.6 MHz	N/A	N/A	N/A	z (Axial)	7.70	-50.43	-55.97	2.00	58.13	T4	28.13	12.9, 15.4, 3.7	13,14
						y (Transversal)	-0.73	-42.71	-55.90		41.98	T4	11.98	13.3, 7.5, 3.7	15
LTE Band 7 Voice Wideband AMR Codec: 6.6 kbit/s	Ant.F	CH.21100 2535 MHz	20 MHz	16QAM	1/0	z (Axial)	7.81	-40.69	-55.97	2.00	48.50	T4	18.50	12.9, 15.4, 3.7	16,17
						y (Transversal)	-0.81	-37.92	-55.90		37.11	T4	7.11	13.3, 7.5, 3.7	18
LTE Band 12 Voice Wideband AMR Codec: 6.6 kbit/s	Ant.A+B	CH.23095 707.5 MHz	10 MHz	16QAM	1/0	z (Axial)	8.33	-44.47	-55.97	1.86	52.80	T4	22.80	13.3, 15.8, 3.7	19,20
						y (Transversal)	-0.41	-42.29	-55.90		41.88	T4	11.88	13.3, 7.5, 3.7	21
LTE Band 13 Voice Wideband AMR Codec: 6.6 kbit/s	Ant.A+B	CH.23230 782 MHz	10 MHz	16QAM	1/0	z (Axial)	7.79	-45.66	-55.97	2.00	53.45	T4	23.45	13.8, 15, 3.7	22,23
						y (Transversal)	-0.53	-42.40	-55.90		41.87	T4	11.87	13.3, 7.1, 3.7	24
LTE Band 14 Voice Wideband AMR Codec: 6.6 kbit/s	Ant.A+B	CH.23330 793 MHz	10 MHz	16QAM	1/0	z (Axial)	8.07	-47.99	-55.97	2.00	56.06	T4	26.06	13.8, 15.8, 3.7	25,26
						y (Transversal)	-0.32	-42.34	-55.90		42.02	T4	12.02	12.9, 7.5, 3.7	27
LTE Band 25 Voice Wideband AMR Codec: 6.6 kbit/s	Ant.F	CH.26365 1882.5 MHz	20 MHz	16QAM	1/0	z (Axial)	7.63	-40.77	-55.97	1.92	48.40	T4	18.40	12.9, 15.4, 3.7	28,29
						y (Transversal)	-0.72	-38.28	-55.90		37.56	T4	7.56	13.3, 7.5, 3.7	30
LTE Band 26 Voice Wideband AMR Codec: 6.6 kbit/s	Ant.A+B	CH.26865 831.5 MHz	15 MHz	16QAM	1/0	z (Axial)	7.70	-46.96	-55.97	2.00	54.66	T4	24.66	12.9, 15.8, 3.7	31,32
						y (Transversal)	-0.91	-42.73	-55.90		41.82	T4	11.82	12.9, 7.5, 3.7	33
LTE Band 30 Voice Wideband AMR Codec: 6.6 kbit/s	Ant.F	CH.27710 2310 MHz	10 MHz	16QAM	1/0	z (Axial)	7.57	-39.52	-55.97	2.00	47.09	T4	17.09	12.9, 15.8, 3.7	34,35
						y (Transversal)	-0.88	-36.67	-55.90		35.79	T4	5.79	12.9, 7.5, 3.7	36
LTE Band 66 Voice Wideband AMR Codec: 6.6 kbit/s	Ant.F	CH.132322 1745 MHz	20 MHz	16QAM	1/0	z (Axial)	7.51	-38.72	-55.97	2.00	46.23	T4	16.23	12.9, 15.8, 3.7	37,38
						y (Transversal)	-0.68	-34.16	-55.90		33.48	T4	3.48	12.9, 7.5, 3.7	39
LTE Band 71 Voice Wideband AMR Codec: 6.6 kbit/s	Ant.A+B	CH.13297 680.5 MHz	20 MHz	16QAM	1/0	z (Axial)	8.05	-47.46	-55.97	2.00	55.51	T4	25.51	13.3, 15.8, 3.7	40,41
						y (Transversal)	-0.31	-41.35	-55.90		41.04	T4	11.04	13.3, 7.1, 3.7	42
LTE Band 41 Voice Wideband AMR Codec: 6.6 kbit/s	Ant.F	CH.40620 2593 MHz	20 MHz	QPSK	1/0	z (Axial)	7.71	-31.41	-55.97	2.00	39.12	T4	9.12	12.9, 15.4, 3.7	43,44
						y (Transversal)	-0.64	-29.02	-55.90		28.38	T3	8.38	12.9, 7.5, 3.7	45
LTE Band 48 Voice Wideband AMR Codec: 6.6 kbit/s	Ant.F	CH.55773 3603.3 MHz	20 MHz	QPSK	1/0	z (Axial)	7.66	-32.62	-55.97	2.00	40.28	T4	10.28	12.9, 15.4, 3.7	46,47
						y (Transversal)	-0.63	-30.79	-55.90		30.16	T4	0.16	12.9, 7.5, 3.7	48
NR Band n7 Voice Wideband AMR Codec: 6.6 kbit/s	Ant.F	CH.507000 2535 MHz	40 MHz	DFT-s-OFDM QPSK	1/1	z (Axial)	4.20	-34.89	-56.04	2.00	39.09	T4	9.09	13.8, 15.8, 3.7	49,50
						y (Transversal)	-4.38	-32.51	-56.03		28.13	T3	8.13	13.8, 7.5, 3.7	51
NR Band n12 Voice Wideband AMR Codec: 6.6 kbit/s	Ant.A+B	CH.141500 707.5 MHz	15 MHz	DFT-s-OFDM QPSK	1/1	z (Axial)	4.08	-44.28	-56.04	2.00	48.36	T4	18.36	13.3, 15.4, 3.7	52,53
						y (Transversal)	-4.39	-39.84	-56.03		35.45	T4	5.45	13.8, 7.5, 3.7	54
NR Band n25 Voice Wideband AMR Codec: 6.6 kbit/s	Ant.F	CH.376500 1882.5 MHz	40 MHz	DFT-s-OFDM QPSK	1/1	z (Axial)	4.16	-34.22	-56.04	2.00	38.38	T4	8.38	13.3, 15.8, 3.7	55,56
						y (Transversal)	-4.40	-31.20	-56.03		26.80	T3	6.80	13.8, 7.5, 3.7	57
NR Band n26 Voice Wideband AMR Codec: 6.6 kbit/s	Ant.A+B	CH.166300 831.5 MHz	20 MHz	DFT-s-OFDM QPSK	1/1	z (Axial)	4.41	-44.62	-56.02	2.00	49.03	T4	19.03	12.9, 15.8, 3.7	58,59
						y (Transversal)	-4.41	-39.05	-55.98		34.64	T4	4.64	14.2, 7.5, 3.7	60
NR Band n30 Voice Wideband AMR Codec: 6.6 kbit/s	Ant.F	CH.462000 2310 MHz	10 MHz	DFT-s-OFDM QPSK	1/1	z (Axial)	4.21	-32.68	-56.02	2.00	36.89	T4	6.89	13.3, 15.8, 3.7	61,62
						y (Transversal)	-4.37	-32.04	-55.98		27.67	T3	7.67	12.9, 7.5, 3.7	63
NR Band n66 Voice Wideband AMR Codec: 6.6 kbit/s	Ant.F	CH.349000 1745 MHz	40 MHz	DFT-s-OFDM QPSK	1/1	z (Axial)	4.33	-34.76	-56.02	2.00	39.09	T4	9.09	12.9, 15.8, 3.7	64,65
						y (Transversal)	-4.47	-31.15	-55.98		26.68	T3	6.68	13.8, 7.5, 3.7	66
NR Band n71 Voice Wideband AMR Codec: 6.6 kbit/s	Ant.A+B	CH.136100 680.5 MHz	20 MHz	DFT-s-OFDM QPSK	1/1	z (Axial)	4.14	-42.64	-56.04	2.00	46.78	T4	16.78	13.3, 16.2, 3.7	67,68
						y (Transversal)	-4.36	-37.43	-56.03		33.07	T4	3.07	13.8, 7.1, 3.7	69

Note:

The radial longitudinal (x axis) measurements are no longer required per ANSI C63.19

HAC (T-coil) Test Results (Continued)

Mode:	Antenna	Channel and Frequency	Bandwidth	Bandwidth / Modulation	RB configuration	Orientation	ABM1 dB(A/m)	ABM2 dB(A/m)	Ambient Noise dB(A/m)	Freq. Response (dB)	ABM SNR (dB)	T-Rating	Margin	Position	Plot.#
NR Band n41 Voice Wideband AMR Codec: 6.6 kbit/s	Ant.F	CH.518598 2592.99 MHz	100 MHz	DFT-s-OFDM QPSK	1/1	z (Axial)	4.04	-29.12	-56.04	2.00	33.16	T4	3.16	13.8, 15.8, 3.7	70,71
						y (Transversal)	-4.68	-28.62	-56.03		23.94	T3	3.94	11.7, 8.7, 3.7	72
NR Band n48 Voice Wideband AMR Codec: 6.6 kbit/s	Ant.F	CH.641666 3624.99 MHz	40 MHz	DFT-s-OFDM QPSK	1/1	z (Axial)	4.47	-28.79	-56.04	2.00	33.26	T4	3.26	13.3, 15.8, 3.7	73,74
						y (Transversal)	-4.54	-29.40	-56.03		24.86	T3	4.86	10.8, 7.5, 3.7	75
NR Band n77 DoD Voice Wideband AMR Codec: 6.6 kbit/s	Ant.F	CH.633334 3500.01 MHz	100 MHz	DFT-s-OFDM QPSK	1/1	z (Axial)	4.28	-27.42	-56.04	2.00	31.70	T4	1.70	12.9, 15.8, 3.7	76,77
						y (Transversal)	-4.76	-28.72	-56.03		23.96	T3	3.96	10.8, 7.1, 3.7	78
NR Band n77 Voice Wideband AMR Codec: 6.6 kbit/s	Ant.F	CH.656000 3840 MHz	100 MHz	DFT-s-OFDM QPSK	1/1	z (Axial)	3.81	-32.27	-56.04	2.00	36.08	T4	6.08	13.3, 15.4, 3.7	79,80
						y (Transversal)	-4.79	-31.03	-56.03		26.24	T3	6.24	12.5, 7.1, 3.7	81
Wi-Fi 2.4 GHz 802.11b	MIMO	CH.6 2437 MHz	20 MHz	DSSS 1 Mbps	N/A	z (Axial)	4.83	-41.69	-56.05	1.54	46.52	T4	16.52	13.3, 15.4, 3.7	82,83
						y (Transversal)	-3.43	-34.56	-55.98		31.13	T4	1.13	13.8, 7.1, 3.7	84
U-NI 1 802.11a	MIMO	Ch.40 5200 MHz	20MHz	BPSK 6 Mbps	N/A	z (Axial)	5.22	-45.79	-56.04	1.69	51.01	T4	21.01	12.9, 15.4, 3.7	85,86
						y (Transversal)	-3.34	-39.61	-56.04		36.27	T4	6.27	13.3, 7.1, 3.7	87
U-NI 2A 802.11a	MIMO	Ch.56 5280 MHz	20MHz	BPSK 6 Mbps	N/A	z (Axial)	5.27	-47.02	-56.04	2.00	52.29	T4	22.29	12.9, 15.4, 3.7	88,89
						y (Transversal)	-3.12	-42.66	-56.04		39.54	T4	9.54	12.9, 7.1, 3.7	90
U-NI 2C 802.11a	MIMO	CH.120 5600 MHz	20MHz	BPSK 6 Mbps	N/A	z (Axial)	5.15	-46.25	-56.04	2.00	51.40	T4	21.40	12.9, 15.4, 3.7	91,92
						y (Transversal)	-3.28	-39.61	-56.04		36.33	T4	6.33	12.9, 6.7, 3.7	93
U-NI 3 802.11a	MIMO	CH.157 5785 MHz	20MHz	BPSK 6 Mbps	N/A	z (Axial)	5.11	-47.57	-56.04	2.00	52.68	T4	22.68	12.9, 16.2, 3.7	94,95
						y (Transversal)	-3.05	-42.24	-56.04		39.19	T4	9.19	13.3, 7.5, 3.7	96
U-NI 4 802.11a	MIMO	CH.173 5865 MHz	20MHz	BPSK 6 Mbps	N/A	z (Axial)	5.16	-44.83	-56.04	1.98	49.99	T4	19.99	12.5, 15.4, 3.7	97,98
						y (Transversal)	-2.96	-41.84	-56.04		38.88	T4	8.88	12.9, 7.5, 3.7	99

Note:

1. The radial longitudinal (x axis) measurements are no longer required per ANSI C63.19

HAC (T-coil) Test Results (Continued)

Mode:	Antenna	Channel and Frequency	Bandwidth	Bandwidth / Modulation	RB configuration	Orientation	ABM1 dB(A/m)	ABM2 dB(A/m)	Ambient Noise dB(A/m)	Freq. Response (dB)	ABM SNR (dB)	T-Rating	Margin	Position	Plot.#
GSM850 EGPRS 2slots Codec : 40	Ant.A+B	CH.190 836.6 MHz	N/A	N/A	N/A	z (Axial)	10.87	-30.57	-55.99	2.00	41.44	T4	11.44	12.5, 12.9, 3.7	100,101
						y (Transversal)	2.13	-28.21	-55.96		30.34	T4	0.34	13.3, 7.1, 3.7	102
GSM1900 EGPRS 2slots Codec : 40	Ant.B	CH.661 1880.0 MHz	N/A	N/A	N/A	z (Axial)	12.34	-35.75	-55.99	2.00	48.09	T4	18.09	12.9, 15.4, 3.7	103,104
						y (Transversal)	3.65	-34.18	-55.96		37.83	T4	7.83	12.9, 7.5, 3.7	105
WCDMA Band II HSUPA Subtest1 Codec : 6	Ant.B	CH.9400 1880.0 MHz	N/A	N/A	N/A	z (Axial)	9.56	-46.01	-55.99	1.67	55.57	T4	25.57	12.1, 16.2, 3.7	106,107
						y (Transversal)	2.28	-43.66	-55.96		45.94	T4	15.94	12.5, 8.3, 3.7	108
WCDMA Band IV HSUPA Subtest1 Codec : 6	Ant.B	CH.1413 1732.6 MHz	N/A	N/A	N/A	z (Axial)	9.74	-45.42	-55.99	1.86	55.16	T4	25.16	12.5, 16.2, 3.7	109,110
						y (Transversal)	2.69	-43.39	-55.96		46.08	T4	16.08	12.9, 7.1, 3.7	111
WCDMA Band V HSUPA Subtest1 Codec : 6	Ant.A+B	CH.4183 836.6 MHz	N/A	N/A	N/A	z (Axial)	10.06	-43.23	-55.99	2.00	53.29	T4	23.29	13.3, 13.3, 3.7	112,113
						y (Transversal)	0.96	-43.34	-55.96		44.30	T4	14.30	13.3, 7.1, 3.7	114
LTE Band 7 Codec : 40	Ant.F	CH.21100 2535 MHz	20 MHz	16QAM	1/0	z (Axial)	8.26	-43.98	-56.05	2.00	52.24	T4	22.24	12.5, 16.2, 3.7	115,116
						y (Transversal)	-0.71	-37.60	-55.99		36.89	T4	6.89	15.4, 7.5, 3.7	117
LTE Band 12 Codec : 40	Ant.A+B	CH.23095 707.5 MHz	10 MHz	16QAM	1/0	z (Axial)	8.17	-44.19	-56.05	2.00	52.36	T4	22.36	12.5, 16.2, 3.7	118,119
						y (Transversal)	-1.22	-38.57	-55.99		37.35	T4	7.35	14.2, 6.2, 3.7	120
LTE Band 13 Codec : 40	Ant.A+B	CH.23230 782 MHz	10 MHz	16QAM	1/0	z (Axial)	8.01	-44.25	-56.05	2.00	52.26	T4	22.26	12.5, 16.2, 3.7	121,122
						y (Transversal)	0.01	-40.28	-55.99		40.29	T4	10.29	12.9, 7.9, 3.7	123
LTE Band 14 Codec : 40	Ant.A+B	CH.23330 793 MHz	10 MHz	16QAM	1/0	z (Axial)	7.10	-41.90	-56.05	2.00	49.00	T4	19.00	14.6, 16.2, 3.7	124,125
						y (Transversal)	-0.59	-39.41	-55.99		38.82	T4	8.82	12.5, 5.4, 3.7	126
LTE Band 25 Codec : 40	Ant.F	CH.26365 1882.5 MHz	20 MHz	16QAM	1/0	z (Axial)	8.14	-43.95	-56.05	2.00	52.09	T4	22.09	12.5, 16.7, 3.7	127,128
						y (Transversal)	-1.03	-38.00	-55.99		36.97	T4	6.97	15.4, 7.9, 3.7	129
LTE Band 26 Codec : 40	Ant.A+B	CH.26865 831.5 MHz	15 MHz	16QAM	1/0	z (Axial)	8.45	-47.88	-56.05	2.00	56.33	T4	26.33	12.9, 16.7, 3.7	130,131
						y (Transversal)	-0.61	-45.72	-55.99		45.11	T4	15.11	12.9, 5, 3.7	132
LTE Band 30 Codec : 40	Ant.F	CH.27710 2310 MHz	10 MHz	16QAM	1/0	z (Axial)	7.93	-43.36	-56.05	2.00	51.29	T4	21.29	12.5, 16.2, 3.7	133,134
						y (Transversal)	0.07	-39.27	-55.99		39.34	T4	9.34	12.9, 7.5, 3.7	135
LTE Band 66 Codec : 40	Ant.F	CH.132322 1745 MHz	20 MHz	16QAM	1/0	z (Axial)	8.15	-44.15	-56.05	2.00	52.30	T4	22.30	12.5, 16.2, 3.7	136,137
						y (Transversal)	-0.84	-39.32	-55.99		38.48	T4	8.48	12.9, 5.4, 3.7	138
LTE Band 71 Codec : 40	Ant.A+B	CH.133297 880.5 MHz	20 MHz	16QAM	1/0	z (Axial)	7.14	-49.03	-56.05	2.00	56.17	T4	26.17	12.5, 15.8, 3.7	139,140
						y (Transversal)	-0.69	-45.90	-55.99		45.21	T4	15.21	13.3, 5.4, 3.7	141
LTE Band 41 Codec : 6	Ant.F	CH.40620 2593 MHz	20 MHz	QPSK	1/0	z (Axial)	9.37	-29.54	-56.05	1.74	38.91	T4	8.91	13.3, 15.4, 3.7	142,143
						y (Transversal)	1.25	-32.85	-55.99		34.10	T4	4.10	14.6, 7.5, 3.7	144
LTE Band 48 Codec : 6	Ant.F	CH.55773 3603.3 MHz	20 MHz	QPSK	1/0	z (Axial)	9.18	-32.60	-56.05	1.67	41.78	T4	11.78	12.5, 15.8, 3.7	145,146
						y (Transversal)	1.56	-28.33	-55.99		29.89	T3	9.89	15.8, 7.9, 3.7	147
NR Band n7 Codec : 40	Ant.F	CH.507000 2535 MHz	40 MHz	DFT-s-OFDM QPSK	1/1	z (Axial)	9.87	-35.73	-56.04	2.00	45.60	T4	15.60	13.3, 15.8, 3.7	148,149
						y (Transversal)	2.43	-33.93	-56.03		36.36	T4	6.36	12.9, 7.9, 3.7	150
NR Band n12 Codec : 40	Ant.A+B	CH.141500 707.5 MHz	15 MHz	DFT-s-OFDM QPSK	1/1	z (Axial)	11.28	-42.24	-56.05	2.00	53.52	T4	23.52	12.5, 16.7, 3.7	151,152
						y (Transversal)	2.00	-36.88	-55.99		38.88	T4	8.88	15.4, 7.9, 3.7	153
NR Band n25 Codec : 40	Ant.F	CH.376500 1882.5 MHz	40 MHz	DFT-s-OFDM QPSK	1/1	z (Axial)	10.65	-32.55	-56.05	2.00	43.20	T4	13.20	13.3, 13.7, 3.7	154,155
						y (Transversal)	2.73	-31.43	-55.99		34.16	T4	4.16	12.5, 7.5, 3.7	156
NR Band n26 Codec : 40	Ant.A+B	CH.166300 831.5 MHz	20 MHz	DFT-s-OFDM QPSK	1/1	z (Axial)	9.77	-42.61	-56.05	2.00	52.38	T4	22.38	12.5, 17.9, 3.7	157,158
						y (Transversal)	1.98	-36.03	-55.99		38.01	T4	8.01	15.8, 7.9, 3.7	159
NR Band n30 Codec : 40	Ant.F	CH.462000 2310 MHz	10 MHz	DFT-s-OFDM QPSK	1/1	z (Axial)	10.71	-33.09	-56.05	2.00	43.80	T4	13.80	12.5, 16.7, 3.7	160,161
						y (Transversal)	2.09	-28.11	-55.99		30.20	T4	0.20	15.8, 7.9, 3.7	162
NR Band n66 Codec : 40	Ant.F	CH.349000 1745 MHz	40 MHz	DFT-s-OFDM QPSK	1/1	z (Axial)	10.58	-32.87	-56.04	2.00	43.45	T4	13.45	15.8, 16.2, 3.7	163,164
						y (Transversal)	2.24	-30.63	-56.03		32.87	T4	2.87	13.3, 5.4, 3.7	165
NR Band n71 Codec : 40	Ant.A+B	CH.136100 680.5 MHz	20 MHz	DFT-s-OFDM QPSK	1/1	z (Axial)	10.15	-40.66	-56.05	2.00	50.81	T4	20.81	12.5, 15.8, 3.7	166,167
						y (Transversal)	2.91	-38.05	-55.99		40.96	T4	10.96	12.5, 7.9, 3.7	168

Note:

1. The radial longitudinal (x axis) measurements are no longer required per ANSI C63.19

HAC (T-coil) Test Results (Continued)

Mode:	Antenna	Channel and Frequency	Bandwidth	Bandwidth / Modulation	RB configuration	Orientation	ABM1 dB(A/m)	ABM2 dB(A/m)	Ambient Noise dB(A/m)	Freq. Response (dB)	ABM SNR (dB)	T-Rating	Margin	Position	Plot.#
NR Band n41 Codec : 40	Ant.F	CH.518598 2592.99 MHz	100 MHz	DFT-s-OFDM QPSK	1/1	z (Axial)	10.09	-23.94	-56.04	2.00	34.03	T4	4.03	13.8, 15, 3, 7	169,170
						y (Transversal)	2.40	-40.59	-56.03		42.99	T4	12.99	15, 7, 1, 3, 7	171
NR Band n48 Codec : 40	Ant.F	CH.641666 3624.99 MHz	40 MHz	DFT-s-OFDM QPSK	1/1	z (Axial)	12.35	-29.92	-56.04	2.00	42.27	T4	12.27	13.3, 15.8, 3, 7	172,173
						y (Transversal)	4.26	-28.82	-56.03		33.08	T4	3.08	12.9, 7.9, 3, 7	174
NR Band n77 DoD Codec : 40	Ant.F	CH.633334 3500.01 MHz	100 MHz	DFT-s-OFDM QPSK	1/1	z (Axial)	10.30	-23.05	-56.04	2.00	33.35	T4	3.35	15.4, 16.2, 3, 7	175,176
						y (Transversal)	2.87	-33.71	-56.03		36.58	T4	6.58	12.5, 7.9, 3, 7	177
NR Band n77 Codec : 40	Ant.F	CH.656000 3840 MHz	100 MHz	DFT-s-OFDM QPSK	1/1	z (Axial)	10.45	-25.79	-56.04	2.00	36.24	T4	6.24	12.9, 14.2, 3, 7	178,179
						y (Transversal)	2.94	-35.13	-56.03		38.07	T4	8.07	12.9, 7.9, 3, 7	180
Wi-Fi 2.4 GHz Codec : 6	MIMO	CH.6 2437 MHz	20 MHz	DSSS 1 Mbps	N/A	z (Axial)	9.47	-39.50	-55.99	2.00	48.97	T4	18.97	12.9, 14.6, 3, 7	181,182
						y (Transversal)	0.75	-36.15	-55.96		36.90	T4	6.90	12.5, 7.5, 3, 7	183
U-NII 1 Codec : 6	MIMO	Ch.40 5200 MHz	20MHz	BPSK 6 Mbps	N/A	z (Axial)	10.91	-42.56	-55.99	2.00	53.47	T4	23.47	12.5, 13.3, 3, 7	184,185
						y (Transversal)	1.96	-35.73	-55.96		37.69	T4	7.69	16.3, 5, 3, 7	186
U-NII 2A Codec : 6	MIMO	Ch.56 5280 MHz	20MHz	BPSK 6 Mbps	N/A	z (Axial)	11.22	-45.07	-55.99	2.00	56.29	T4	26.29	12.9, 16.2, 3, 7	187,188
						y (Transversal)	1.81	-36.25	-55.96		38.06	T4	8.06	15.8, 5, 3, 7	189
U-NII 2C Codec : 6	MIMO	CH.120 5600 MHz	20MHz	BPSK 6 Mbps	N/A	z (Axial)	10.33	-42.78	-55.99	2.00	53.11	T4	23.11	14.2, 15.4, 3, 7	190,191
						y (Transversal)	2.76	-40.26	-55.96		43.02	T4	13.02	13.3, 7.9, 3, 7	192
U-NII 3 Codec : 6	MIMO	CH.157 5785 MHz	20MHz	BPSK 6 Mbps	N/A	z (Axial)	10.02	-43.56	-55.99	2.00	53.58	T4	23.58	15, 13.7, 3, 7	193,194
						y (Transversal)	2.54	-40.43	-55.96		42.97	T4	12.97	13.8, 7.9, 3, 7	195
U-NII 4 Codec : 6	MIMO	CH.173 5865 MHz	20MHz	BPSK 6 Mbps	N/A	z (Axial)	10.25	-40.20	-55.99	2.00	50.45	T4	20.45	15.4, 13.3, 3, 7	196,197
						y (Transversal)	1.61	-40.34	-55.96		41.95	T4	11.95	13.3, 6.7, 3, 7	198

Note:

1. The radial longitudinal (x axis) measurements are no longer required per ANSI C63.19

9.9. Folder Opened configuration

An investigation was performed for Folder opened configuration with worst-case configuration of Folder closed configuration for each orientations(Axial(z) and Transversal(y)).

In Folder closed configuration, NR Band n77 DoD - SNR 31.70 dB is the worst-case for Axial(z) and NR Band n41(Ant.F) - SNR 23.94 dB is the worst-case for Transversal(y).

Folder Opened - Front															
Mode:	Antenna	Channel and Frequency	Bandwidth	Bandwidth / Modulation	RB configuration	Orientation	ABM1 dB(A/m)	ABM2 dB(A/m)	Ambient Noise dB(A/m)	Freq. Response (dB)	ABM SNR (dB)	T-Rating	Margin	Position	Plot.#
NR Band n41 Voice Wideband AMR Codec: 6.6 kbit/s	Ant.F	CH.518598 2592.99 MHz	100 MHz	DFT-s-OFDM QPSK	1/1	z (Axial)	-3.24	-33.43	-56.05	2.00	30.19	T4	0.19	12.5, -15.4, 3.7	199,200
						y (Transversal)	-10.76	-34.85	-55.99		24.09	T3	4.09	9.6, -6.3, 3.7	201
NR Band n77 DoD Voice Wideband AMR Codec: 6.6 kbit/s	Ant.F	CH.633334 3500.01 MHz	100 MHz	DFT-s-OFDM QPSK	1/1	z (Axial)	-1.37	-32.64	-56.05	2.00	31.27	T4	1.27	12.1, -14.6, 3.7	202,203
						y (Transversal)	-10.88	-35.37	-55.99		24.49	T3	4.49	9.6, -6.3, 3.7	204

Folder Opened - Back															
Mode:	Antenna	Channel and Frequency	Bandwidth	Bandwidth / Modulation	RB configuration	Orientation	ABM1 dB(A/m)	ABM2 dB(A/m)	Ambient Noise dB(A/m)	Freq. Response (dB)	ABM SNR (dB)	T-Rating	Margin	Position	Plot.#
NR Band n41 Voice Wideband AMR Codec: 6.6 kbit/s	Ant.F	CH.518598 2592.99 MHz	100 MHz	DFT-s-OFDM QPSK	1/1	z (Axial)	6.34	-31.34	-56.05	2.00	37.68	T4	7.68	12.9, 16.2, 3.7	205,206
						y (Transversal)	-2.01	-28.97	-55.99		26.96	T3	6.96	12.9, 7.9, 3.7	207
NR Band n77 DoD Voice Wideband AMR Codec: 6.6 kbit/s	Ant.F	CH.633334 3500.01 MHz	100 MHz	DFT-s-OFDM QPSK	1/1	z (Axial)	6.42	-28.32	-56.05	2.00	34.74	T4	4.74	12.9, 16.2, 3.7	208,209
						y (Transversal)	-1.83	-25.79	-55.99		23.96	T3	3.96	12.9, 7.9, 3.7	210

9.10. Worst Case T-Coil Test Plot

Test Laboratory: UL Korea Ltd. Suwon Laboratory

Date: 5/2/2023


VoNR TDD

Communication System: UID 10973 - AAD, 5G NR (DFT-s-OFDM, 1 RB, 100 MHz, QPSK, 30 kHz); Frequency: 2592.99 MHz;
 Duty Cycle: 1:8.05008
 Phantom section: TCoil Section
 DASY5 Configuration:
 - Probe: AM1DV3 - 3140; ; Calibrated: 9/26/2022
 - Sensor-Surface: 0mm (Fix Surface)
 - Electronics: DAE4 Sn912; Calibrated: 11/16/2022
 - Phantom: HAC Test Arch with AMCC; Type: SD HAC P01 BA
 - Measurement SW: DASY52, Version 52.10 (4);SEMCAD X Version 14.6.14 (7483)

T-Coil scan (scan for ANSI C63.19 2011 compliance)/NR Band n41 100MHz DFT-s-OFDM QPSK RB1/1 ch518598 AMRWB6.6 Ant.F/y (transversal) 4.2mm 50 x 50/ABM

Interpolated Signal(x,y,z) (121x121x1): Interpolated grid: dx=1.000 mm, dy=1.000 mm
 Signal Type: Audio File (.wav) 48k_voice_1kHz_1s.wav
 Output Gain: 15.19
 Measure Window Start: 300ms
 Measure Window Length: 1000ms
 BWC applied: 0.16 dB
 Device Reference Point: 0, 0, -6.3 mm

Cursor:
 ABM1/ABM2 = 23.94dB
 ABM1 = -4.68 dBA/m
 ABM2 = -28.62 dBA/m
 BWC Factor = 0.16 dB
 Location: 11.7, 8.7, 3.7 mm



0 dB = 0.6244 A/m = -4.09 dBA/m

Appendix

Refer to separated files for the following appendixes

4790748041-S5 Appendix A_Setup Photo

4790748041-S5 Appendix B_Test Plots

4790748041-S5 Appendix C_Probe Certificate

END OF REPORT