




# 1. Appendix: LICENSED BAND SETUP PHOTOS(Conducted Test)

## 1) CONDUCTED RF MEASUREMENT SETUP (WWAN)





2) CONDUCTED RF MEASUREMENT SETUP (WWAN Stability)





## 2. Appendix: LICENSED BAND SETUP PHOTOS(Radiated Test)

### 1) RADIATED RF MEASUREMENT SETUP (BELOW 1 GHz, include WWAN Receiver mode)








2) RADIATED RF MEASUREMENT SETUP (ABOVE 1 GHz)



3) RADIATED RF MEASUREMENT SETUP (WWAN Receiver mode)




4) RADIATED RF MEASUREMENT SET-UP (Axis)





Open\_Z AXIS PHOTO



Half\_Folded\_X AXIS PHOTO



Half\_Folded\_Y AXIS PHOTO




Half\_Folded\_Z AXIS PHOTO





Full\_Folded\_X AXIS PHOTO



Full\_Folded Y AXIS PHOTO




Full\_Folded Z AXIS PHOTO




1) **AC LINE CONDUCTED MEASUREMENT SETUP**

AC LINE CONDUCTED FRONT TEST PHOTO



AC LINE CONDUCTED REAR TEST PHOTO



**END OF TEST PHOTO**