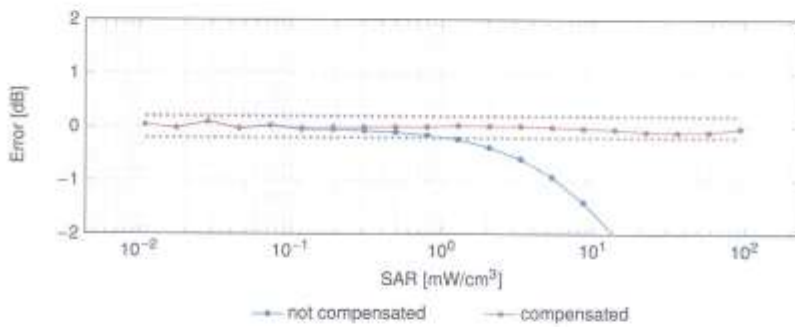
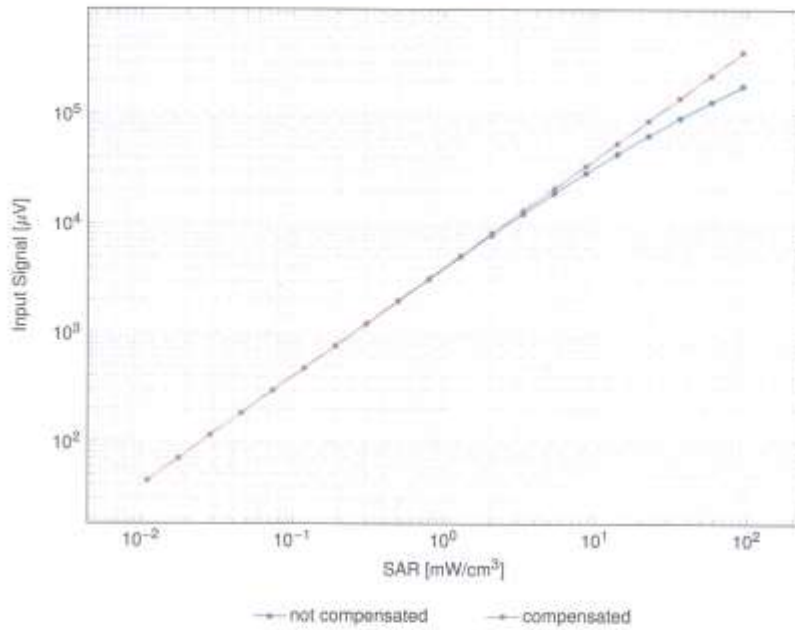


EX3DV4 - SN:7681

November 21, 2022

Dynamic Range f(SAR<sub>head</sub>)  
(TEM cell, f<sub>eval</sub> = 1900MHz)

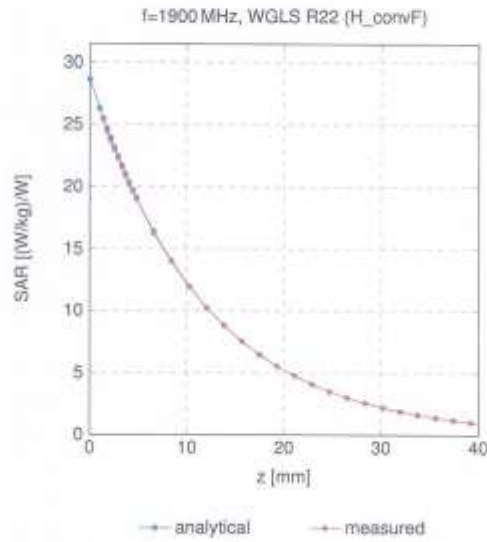


Uncertainty of Linearity Assessment: ±0.6% (k=2)

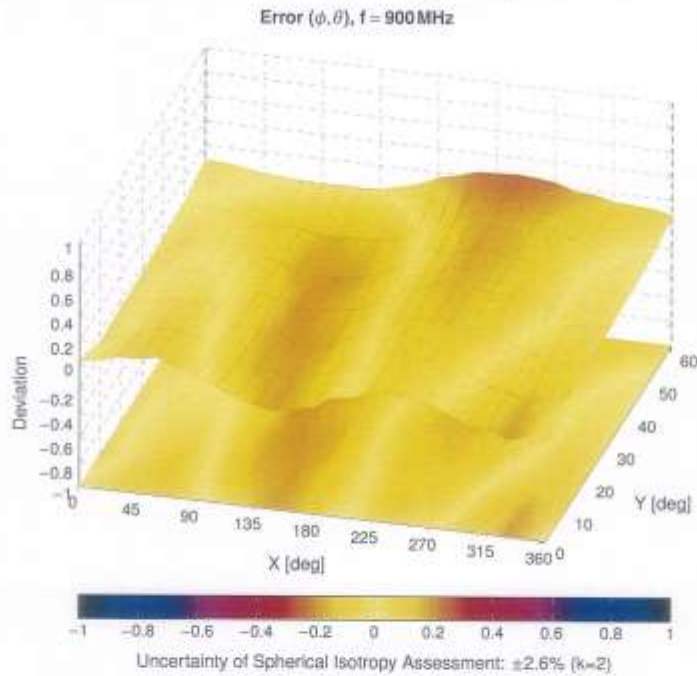
EX3DV4 - SN:7681

November 21, 2022

### Conversion Factor Assessment



### Deviation from Isotropy in Liquid



EX3DV4 - SN:7681

November 21, 2022

**Appendix: Modulation Calibration Parameters**

| UID   | Rev | Communication System Name                          | Group     | PAR (dB) | Unc <sup>2</sup> k = 2 |
|-------|-----|--|-----------|----------|------------------------|
| 0     |     | CW   | CW        | 0.00     | ±4.7                   |
| 10010 | CAB | SAR Validation (Square, 100ms, 10ers)              | Test      | 10.00    | ±9.6                   |
| 10011 | CAC | UMTS-FDD (WCDMA)                                   | WCDMA     | 2.91     | ±9.6                   |
| 10012 | CAB | IEEE 802.11b WiFi 2.4 GHz (DSSS, 1Mbps)            | WLAN      | 1.87     | ±9.6                   |
| 10013 | CAB | IEEE 802.11g WiFi 2.4 GHz (DSSS-OFDM, 6Mbps)       | WLAN      | 9.46     | ±9.6                   |
| 10021 | DAC | GSM-FDD (TDMA, GMSK)                               | GSM       | 9.39     | ±9.6                   |
| 10023 | DAC | GPRS-FDD (TDMA, GMSK, TN 0)                        | GSM       | 9.57     | ±9.6                   |
| 10024 | DAC | GPRS-FDD (TDMA, GMSK, TN 0-1)                      | GSM       | 6.56     | ±9.6                   |
| 10025 | DAC | EDGE-FDD (TDMA, 8PSK, TN 0)                        | GSM       | 12.62    | ±9.6                   |
| 10026 | DAC | EDGE-FDD (TDMA, 8PSK, TN 0-1)                      | GSM       | 9.55     | ±9.6                   |
| 10027 | DAC | GPRS-FDD (TDMA, GMSK, TN 0-1-2)                    | GSM       | 4.80     | ±9.6                   |
| 10028 | DAC | GPRS-FDD (TDMA, GMSK, TN 0-1-2-3)                  | GSM       | 3.55     | ±9.6                   |
| 10029 | DAC | EDGE-FDD (TDMA, 8PSK, TN 0-1-2)                    | GSM       | 7.78     | ±9.6                   |
| 10030 | CAA | IEEE 802.15.1 Bluetooth (GFSK, DH1)                | Bluetooth | 5.30     | ±9.6                   |
| 10031 | CAA | IEEE 802.15.1 Bluetooth (GFSK, DH3)                | Bluetooth | 1.87     | ±9.6                   |
| 10032 | CAA | IEEE 802.15.1 Bluetooth (GFSK, DH5)                | Bluetooth | 1.16     | ±9.6                   |
| 10033 | CAA | IEEE 802.15.1 Bluetooth (PI4-DQPSK, DH1)           | Bluetooth | 7.74     | ±9.6                   |
| 10034 | CAA | IEEE 802.15.1 Bluetooth (PI4-DQPSK, DH3)           | Bluetooth | 4.53     | ±9.6                   |
| 10035 | CAA | IEEE 802.15.1 Bluetooth (PI4-DQPSK, DH5)           | Bluetooth | 3.83     | ±9.6                   |
| 10036 | CAA | IEEE 802.15.1 Bluetooth (B-DPSK, DH1)              | Bluetooth | 8.01     | ±9.6                   |
| 10037 | CAA | IEEE 802.15.1 Bluetooth (B-DPSK, DH3)              | Bluetooth | 4.77     | ±9.6                   |
| 10038 | CAA | IEEE 802.15.1 Bluetooth (B-DPSK, DH5)              | Bluetooth | 4.10     | ±9.6                   |
| 10039 | CAB | CDMA2000 (1xRTT, RC1)                              | CDMA2000  | 4.57     | ±9.6                   |
| 10042 | CAB | IS-54 / IS-136 FDD (TDMA/FDM, PI4-DQPSK, Halfrate) | AMPS      | 7.78     | ±9.6                   |
| 10044 | CAA | IS-91/EIA/TIA-553 FDD (FDMA, FM)                   | AMPS      | 0.00     | ±9.6                   |
| 10048 | CAA | DECT (TDD, TDMA/FDM, GFSK, Full Slot, 24)          | DECT      | 13.80    | ±9.6                   |
| 10049 | CAA | DECT (TDD, TDMA/FDM, GFSK, Double Slot, 12)        | DECT      | 10.79    | ±9.6                   |
| 10056 | CAA | UMTS-TDD (TD-SCDMA, 1.28Mbps)                      | TD-SCDMA  | 11.01    | ±9.6                   |
| 10058 | DAC | EDGE-FDD (TDMA, 8PSK, TN 0-1-2-3)                  | GSM       | 5.52     | ±9.6                   |
| 10059 | CAB | IEEE 802.11b WiFi 2.4 GHz (DSSS, 2Mbps)            | WLAN      | 2.12     | ±9.6                   |
| 10060 | CAB | IEEE 802.11b WiFi 2.4 GHz (DSSS, 5.5Mbps)          | WLAN      | 2.83     | ±9.6                   |
| 10061 | CAB | IEEE 802.11b WiFi 2.4 GHz (DSSS, 11Mbps)           | WLAN      | 3.60     | ±9.6                   |
| 10062 | CAD | IEEE 802.11a/n WiFi 5 GHz (OFDM, 6Mbps)            | WLAN      | 8.68     | ±9.6                   |
| 10063 | CAD | IEEE 802.11a/n WiFi 5 GHz (OFDM, 9Mbps)            | WLAN      | 8.63     | ±9.6                   |
| 10064 | CAD | IEEE 802.11a/n WiFi 5 GHz (OFDM, 12Mbps)           | WLAN      | 9.09     | ±9.6                   |
| 10065 | CAD | IEEE 802.11a/n WiFi 5 GHz (OFDM, 18Mbps)           | WLAN      | 9.00     | ±9.6                   |
| 10066 | CAD | IEEE 802.11a/n WiFi 5 GHz (OFDM, 24Mbps)           | WLAN      | 9.38     | ±9.6                   |
| 10067 | CAD | IEEE 802.11a/n WiFi 5 GHz (OFDM, 36Mbps)           | WLAN      | 10.12    | ±9.6                   |
| 10068 | CAD | IEEE 802.11a/n WiFi 5 GHz (OFDM, 48Mbps)           | WLAN      | 10.24    | ±9.6                   |
| 10069 | CAD | IEEE 802.11a/n WiFi 5 GHz (OFDM, 54Mbps)           | WLAN      | 10.56    | ±9.6                   |
| 10071 | CAB | IEEE 802.11g WiFi 2.4 GHz (DSSS/OFDM, 9Mbps)       | WLAN      | 8.83     | ±9.6                   |
| 10072 | CAB | IEEE 802.11g WiFi 2.4 GHz (DSSS/OFDM, 12Mbps)      | WLAN      | 9.62     | ±9.6                   |
| 10073 | CAB | IEEE 802.11g WiFi 2.4 GHz (DSSS/OFDM, 18Mbps)      | WLAN      | 9.94     | ±9.6                   |
| 10074 | CAB | IEEE 802.11g WiFi 2.4 GHz (DSSS/OFDM, 24Mbps)      | WLAN      | 10.30    | ±9.6                   |
| 10075 | CAB | IEEE 802.11g WiFi 2.4 GHz (DSSS/OFDM, 36Mbps)      | WLAN      | 10.77    | ±9.6                   |
| 10076 | CAB | IEEE 802.11g WiFi 2.4 GHz (DSSS/OFDM, 48Mbps)      | WLAN      | 10.94    | ±9.6                   |
| 10077 | CAB | IEEE 802.11g WiFi 2.4 GHz (DSSS/OFDM, 54Mbps)      | WLAN      | 11.00    | ±9.6                   |
| 10081 | CAB | CDMA2000 (1xRTT, RC3)                              | CDMA2000  | 3.97     | ±9.6                   |
| 10082 | CAB | IS-54 / IS-136 FDD (TDMA/FDM, PI4-DQPSK, Fullrate) | AMPS      | 4.77     | ±9.6                   |
| 10090 | DAC | GPRS-FDD (TDMA, GMSK, TN 0-4)                      | GSM       | 6.56     | ±9.6                   |
| 10097 | CAC | UMTS-FDD (HSDPA)                                   | WCDMA     | 3.98     | ±9.6                   |
| 10098 | CAC | UMTS-FDD (HSUPA, Subtest 2)                        | WCDMA     | 3.98     | ±9.6                   |
| 10099 | DAC | EDGE-FDD (TDMA, 8PSK, TN 0-4)                      | GSM       | 9.55     | ±9.6                   |
| 10100 | CAF | LTE-FDD (SC-FDMA, 100% RB, 20MHz, QPSK)            | LTE-FDD   | 5.67     | ±9.6                   |
| 10101 | CAF | LTE-FDD (SC-FDMA, 100% RB, 20MHz, 16-QAM)          | LTE-FDD   | 6.42     | ±9.6                   |
| 10102 | CAF | LTE-FDD (SC-FDMA, 100% RB, 20MHz, 64-QAM)          | LTE-FDD   | 6.80     | ±9.6                   |
| 10103 | CAH | LTE-TDD (SC-FDMA, 100% RB, 20MHz, QPSK)            | LTE-TDD   | 9.29     | ±9.6                   |
| 10104 | CAH | LTE-TDD (SC-FDMA, 100% RB, 20MHz, 16-QAM)          | LTE-TDD   | 9.97     | ±9.6                   |
| 10105 | CAH | LTE-TDD (SC-FDMA, 100% RB, 20MHz, 64-QAM)          | LTE-TDD   | 10.01    | ±9.6                   |
| 10108 | CAH | LTE-FDD (SC-FDMA, 100% RB, 10MHz, QPSK)            | LTE-FDD   | 5.80     | ±9.6                   |
| 10109 | CAH | LTE-FDD (SC-FDMA, 100% RB, 10MHz, 16-QAM)          | LTE-FDD   | 6.43     | ±9.6                   |
| 10110 | CAH | LTE-FDD (SC-FDMA, 100% RB, 5MHz, QPSK)             | LTE-FDD   | 5.75     | ±9.6                   |
| 10111 | CAH | LTE-FDD (SC-FDMA, 100% RB, 5MHz, 16-QAM)           | LTE-FDD   | 6.44     | ±9.6                   |

EX3DV4 - SN:7681

November 21, 2022

| UID   | Rev | Communication System Name                      | Group   | PAR (dB) | Unc <sup>F</sup> $\hat{n} = 2$ |
|-------|-----|--|---------|----------|--------------------------------|
| 10112 | CAH | LTE-FDD (SC-FDMA, 100% RB, 10 MHz, 64-QAM)     | LTE-FDD | 6.59     | ±9.6                           |
| 10113 | CAH | LTE-FDD (SC-FDMA, 100% RB, 5 MHz, 64-QAM)      | LTE-FDD | 6.62     | ±9.6                           |
| 10114 | CAD | IEEE 802.11n (HT Greenfield, 13.5 Mbps, BPSK)  | WLAN    | 6.10     | ±9.6                           |
| 10115 | CAD | IEEE 802.11n (HT Greenfield, 61 Mbps, 16-QAM)  | WLAN    | 6.46     | ±9.6                           |
| 10116 | CAD | IEEE 802.11n (HT Greenfield, 135 Mbps, 64-QAM) | WLAN    | 6.15     | ±9.6                           |
| 10117 | CAD | IEEE 802.11n (HT Mixed, 13.5 Mbps, BPSK)       | WLAN    | 6.07     | ±9.6                           |
| 10118 | CAD | IEEE 802.11n (HT Mixed, 61 Mbps, 16-QAM)       | WLAN    | 6.59     | ±9.6                           |
| 10119 | CAD | IEEE 802.11n (HT Mixed, 135 Mbps, 64-QAM)      | WLAN    | 6.13     | ±9.6                           |
| 10140 | CAF | LTE-FDD (SC-FDMA, 100% RB, 15 MHz, 16-QAM)     | LTE-FDD | 6.49     | ±9.6                           |
| 10141 | CAF | LTE-FDD (SC-FDMA, 100% RB, 15 MHz, 64-QAM)     | LTE-FDD | 6.53     | ±9.6                           |
| 10142 | CAF | LTE-FDD (SC-FDMA, 100% RB, 3 MHz, QPSK)        | LTE-FDD | 5.73     | ±9.6                           |
| 10143 | CAF | LTE-FDD (SC-FDMA, 100% RB, 3 MHz, 16-QAM)      | LTE-FDD | 6.35     | ±9.6                           |
| 10144 | CAF | LTE-FDD (SC-FDMA, 100% RB, 3 MHz, 64-QAM)      | LTE-FDD | 6.65     | ±9.6                           |
| 10145 | CAG | LTE-FDD (SC-FDMA, 100% RB, 1.4 MHz, QPSK)      | LTE-FDD | 5.76     | ±9.6                           |
| 10146 | CAG | LTE-FDD (SC-FDMA, 100% RB, 1.4 MHz, 16-QAM)    | LTE-FDD | 6.41     | ±9.6                           |
| 10147 | CAG | LTE-FDD (SC-FDMA, 100% RB, 1.4 MHz, 64-QAM)    | LTE-FDD | 6.72     | ±9.6                           |
| 10149 | CAF | LTE-FDD (SC-FDMA, 50% RB, 20 MHz, 16-QAM)      | LTE-FDD | 6.42     | ±9.6                           |
| 10150 | CAF | LTE-FDD (SC-FDMA, 50% RB, 20 MHz, 64-QAM)      | LTE-FDD | 6.80     | ±9.6                           |
| 10151 | CAH | LTE-TDD (SC-FDMA, 50% RB, 20 MHz, QPSK)        | LTE-TDD | 9.28     | ±9.6                           |
| 10152 | CAH | LTE-TDD (SC-FDMA, 50% RB, 20 MHz, 16-QAM)      | LTE-TDD | 9.92     | ±9.6                           |
| 10153 | CAH | LTE-TDD (SC-FDMA, 50% RB, 20 MHz, 64-QAM)      | LTE-TDD | 10.05    | ±9.6                           |
| 10154 | CAH | LTE-FDD (SC-FDMA, 50% RB, 10 MHz, QPSK)        | LTE-FDD | 5.75     | ±9.6                           |
| 10155 | CAH | LTE-FDD (SC-FDMA, 50% RB, 10 MHz, 16-QAM)      | LTE-FDD | 6.43     | ±9.6                           |
| 10156 | CAH | LTE-FDD (SC-FDMA, 50% RB, 5 MHz, QPSK)         | LTE-FDD | 5.79     | ±9.6                           |
| 10157 | CAH | LTE-FDD (SC-FDMA, 50% RB, 5 MHz, 16-QAM)       | LTE-FDD | 6.49     | ±9.6                           |
| 10158 | CAH | LTE-FDD (SC-FDMA, 50% RB, 10 MHz, 64-QAM)      | LTE-FDD | 6.62     | ±9.6                           |
| 10159 | CAH | LTE-FDD (SC-FDMA, 50% RB, 5 MHz, 64-QAM)       | LTE-FDD | 6.56     | ±9.6                           |
| 10160 | CAF | LTE-FDD (SC-FDMA, 50% RB, 15 MHz, QPSK)        | LTE-FDD | 5.82     | ±9.6                           |
| 10161 | CAF | LTE-FDD (SC-FDMA, 50% RB, 15 MHz, 16-QAM)      | LTE-FDD | 6.43     | ±9.6                           |
| 10162 | CAF | LTE-FDD (SC-FDMA, 50% RB, 15 MHz, 64-QAM)      | LTE-FDD | 6.58     | ±9.6                           |
| 10168 | CAG | LTE-FDD (SC-FDMA, 50% RB, 1.4 MHz, QPSK)       | LTE-FDD | 5.46     | ±9.6                           |
| 10167 | CAG | LTE-FDD (SC-FDMA, 50% RB, 1.4 MHz, 16-QAM)     | LTE-FDD | 6.21     | ±9.6                           |
| 10168 | CAG | LTE-FDD (SC-FDMA, 50% RB, 1.4 MHz, 64-QAM)     | LTE-FDD | 6.79     | ±9.6                           |
| 10169 | CAF | LTE-FDD (SC-FDMA, 1 RB, 20 MHz, QPSK)          | LTE-FDD | 5.73     | ±9.6                           |
| 10170 | CAF | LTE-FDD (SC-FDMA, 1 RB, 20 MHz, 16-QAM)        | LTE-FDD | 6.52     | ±9.6                           |
| 10171 | AAF | LTE-FDD (SC-FDMA, 1 RB, 20 MHz, 64-QAM)        | LTE-FDD | 6.49     | ±9.6                           |
| 10172 | CAH | LTE-TDD (SC-FDMA, 1 RB, 20 MHz, QPSK)          | LTE-TDD | 9.21     | ±9.6                           |
| 10173 | CAH | LTE-TDD (SC-FDMA, 1 RB, 20 MHz, 16-QAM)        | LTE-TDD | 9.48     | ±9.6                           |
| 10174 | CAH | LTE-TDD (SC-FDMA, 1 RB, 20 MHz, 64-QAM)        | LTE-TDD | 10.25    | ±9.6                           |
| 10176 | CAH | LTE-FDD (SC-FDMA, 1 RB, 10 MHz, QPSK)          | LTE-FDD | 5.72     | ±9.6                           |
| 10176 | CAH | LTE-FDD (SC-FDMA, 1 RB, 10 MHz, 16-QAM)        | LTE-FDD | 6.52     | ±9.6                           |
| 10177 | CAJ | LTE-FDD (SC-FDMA, 1 RB, 5 MHz, QPSK)           | LTE-FDD | 5.73     | ±9.6                           |
| 10178 | CAH | LTE-FDD (SC-FDMA, 1 RB, 5 MHz, 16-QAM)         | LTE-FDD | 6.52     | ±9.6                           |
| 10179 | CAH | LTE-FDD (SC-FDMA, 1 RB, 10 MHz, 64-QAM)        | LTE-FDD | 6.50     | ±9.6                           |
| 10180 | CAH | LTE-FDD (SC-FDMA, 1 RB, 5 MHz, 64-QAM)         | LTE-FDD | 6.50     | ±9.6                           |
| 10181 | CAF | LTE-FDD (SC-FDMA, 1 RB, 15 MHz, QPSK)          | LTE-FDD | 5.72     | ±9.6                           |
| 10182 | CAF | LTE-FDD (SC-FDMA, 1 RB, 15 MHz, 16-QAM)        | LTE-FDD | 6.52     | ±9.6                           |
| 10183 | AAE | LTE-FDD (SC-FDMA, 1 RB, 15 MHz, 64-QAM)        | LTE-FDD | 6.50     | ±9.6                           |
| 10184 | CAF | LTE-FDD (SC-FDMA, 1 RB, 3 MHz, QPSK)           | LTE-FDD | 5.73     | ±9.6                           |
| 10185 | CAF | LTE-FDD (SC-FDMA, 1 RB, 3 MHz, 16-QAM)         | LTE-FDD | 6.51     | ±9.6                           |
| 10186 | AAF | LTE-FDD (SC-FDMA, 1 RB, 3 MHz, 64-QAM)         | LTE-FDD | 6.50     | ±9.6                           |
| 10187 | CAG | LTE-FDD (SC-FDMA, 1 RB, 1.4 MHz, QPSK)         | LTE-FDD | 5.73     | ±9.6                           |
| 10188 | CAG | LTE-FDD (SC-FDMA, 1 RB, 1.4 MHz, 16-QAM)       | LTE-FDD | 6.52     | ±9.6                           |
| 10189 | AAG | LTE-FDD (SC-FDMA, 1 RB, 1.4 MHz, 64-QAM)       | LTE-FDD | 6.50     | ±9.6                           |
| 10193 | CAD | IEEE 802.11n (HT Greenfield, 6.5 Mbps, BPSK)   | WLAN    | 6.09     | ±9.6                           |
| 10194 | CAD | IEEE 802.11n (HT Greenfield, 39 Mbps, 16-QAM)  | WLAN    | 6.12     | ±9.6                           |
| 10195 | CAD | IEEE 802.11n (HT Greenfield, 65 Mbps, 64-QAM)  | WLAN    | 6.21     | ±9.6                           |
| 10196 | CAD | IEEE 802.11n (HT Mixed, 6.5 Mbps, BPSK)        | WLAN    | 6.10     | ±9.6                           |
| 10197 | CAD | IEEE 802.11n (HT Mixed, 39 Mbps, 16-QAM)       | WLAN    | 6.13     | ±9.6                           |
| 10198 | CAD | IEEE 802.11n (HT Mixed, 65 Mbps, 64-QAM)       | WLAN    | 6.27     | ±9.6                           |
| 10219 | CAD | IEEE 802.11n (HT Mixed, 7.2 Mbps, BPSK)        | WLAN    | 6.03     | ±9.6                           |
| 10220 | CAD | IEEE 802.11n (HT Mixed, 43.3 Mbps, 16-QAM)     | WLAN    | 6.13     | ±9.6                           |
| 10221 | CAD | IEEE 802.11n (HT Mixed, 72.2 Mbps, 64-QAM)     | WLAN    | 6.27     | ±9.6                           |
| 10222 | CAD | IEEE 802.11n (HT Mixed, 15 Mbps, BPSK)         | WLAN    | 6.08     | ±9.6                           |
| 10223 | CAD | IEEE 802.11n (HT Mixed, 80 Mbps, 16-QAM)       | WLAN    | 6.48     | ±9.6                           |
| 10224 | CAD | IEEE 802.11n (HT Mixed, 150 Mbps, 64-QAM)      | WLAN    | 6.06     | ±9.6                           |



EX3DV4 - SN:7681

November 21, 2022

| UID   | Rev | Communication System Name  | Group    | PAR (dB) | Unc <sup>k</sup> k = 2 |
|-------|-----|--|----------|----------|------------------------|
| 10225 | CAC | UMTS-FDD (HSPA+)   | WCDMA    | 9.97     | ±9.6                   |
| 10226 | CAC | LTE-TDD (SC-FDMA, 1 RB, 1.4 MHz, 16-QAM)                             | LTE-TDD  | 9.49     | ±9.6                   |
| 10227 | CAC | LTE-TDD (SC-FDMA, 1 RB, 1.4 MHz, 64-QAM)                             | LTE-TDD  | 10.26    | ±9.6                   |
| 10228 | CAC | LTE-TDD (SC-FDMA, 1 RB, 1.4 MHz, QPSK)                               | LTE-TDD  | 9.22     | ±9.6                   |
| 10229 | CAE | LTE-TDD (SC-FDMA, 1 RB, 3 MHz, 16-QAM)                               | LTE-TDD  | 9.40     | ±9.6                   |
| 10230 | CAE | LTE-TDD (SC-FDMA, 1 RB, 3 MHz, 64-QAM)                               | LTE-TDD  | 10.25    | ±9.6                   |
| 10231 | CAE | LTE-TDD (SC-FDMA, 1 RB, 3 MHz, QPSK)                                 | LTE-TDD  | 9.19     | ±9.6                   |
| 10232 | CAH | LTE-TDD (SC-FDMA, 1 RB, 5 MHz, 16-QAM)                               | LTE-TDD  | 9.48     | ±9.6                   |
| 10233 | CAH | LTE-TDD (SC-FDMA, 1 RB, 5 MHz, 64-QAM)                               | LTE-TDD  | 10.25    | ±9.6                   |
| 10234 | CAH | LTE-TDD (SC-FDMA, 1 RB, 5 MHz, QPSK)                                 | LTE-TDD  | 9.21     | ±9.6                   |
| 10235 | CAH | LTE-TDD (SC-FDMA, 1 RB, 10 MHz, 16-QAM)                              | LTE-TDD  | 9.48     | ±9.6                   |
| 10236 | CAH | LTE-TDD (SC-FDMA, 1 RB, 10 MHz, 64-QAM)                              | LTE-TDD  | 10.25    | ±9.6                   |
| 10237 | CAH | LTE-TDD (SC-FDMA, 1 RB, 10 MHz, QPSK)                                | LTE-TDD  | 9.21     | ±9.6                   |
| 10238 | CAG | LTE-TDD (SC-FDMA, 1 RB, 15 MHz, 16-QAM)                              | LTE-TDD  | 9.48     | ±9.6                   |
| 10239 | CAG | LTE-TDD (SC-FDMA, 1 RB, 15 MHz, 64-QAM)                              | LTE-TDD  | 10.25    | ±9.6                   |
| 10240 | CAG | LTE-TDD (SC-FDMA, 1 RB, 15 MHz, QPSK)                                | LTE-TDD  | 9.21     | ±9.6                   |
| 10241 | CAC | LTE-TDD (SC-FDMA, 50% RB, 1.4 MHz, 16-QAM)                           | LTE-TDD  | 9.82     | ±9.6                   |
| 10242 | CAC | LTE-TDD (SC-FDMA, 50% RB, 1.4 MHz, 64-QAM)                           | LTE-TDD  | 9.86     | ±9.6                   |
| 10243 | CAC | LTE-TDD (SC-FDMA, 50% RB, 1.4 MHz, QPSK)                             | LTE-TDD  | 9.46     | ±9.6                   |
| 10244 | CAE | LTE-TDD (SC-FDMA, 50% RB, 3 MHz, 16-QAM)                             | LTE-TDD  | 10.06    | ±9.6                   |
| 10245 | CAE | LTE-TDD (SC-FDMA, 50% RB, 3 MHz, 64-QAM)                             | LTE-TDD  | 10.06    | ±9.6                   |
| 10246 | CAE | LTE-TDD (SC-FDMA, 50% RB, 3 MHz, QPSK)                               | LTE-TDD  | 9.30     | ±9.6                   |
| 10247 | CAH | LTE-TDD (SC-FDMA, 50% RB, 5 MHz, 16-QAM)                             | LTE-TDD  | 9.91     | ±9.6                   |
| 10248 | CAH | LTE-TDD (SC-FDMA, 50% RB, 5 MHz, 64-QAM)                             | LTE-TDD  | 10.09    | ±9.6                   |
| 10249 | CAH | LTE-TDD (SC-FDMA, 50% RB, 5 MHz, QPSK)                               | LTE-TDD  | 9.29     | ±9.6                   |
| 10250 | CAH | LTE-TDD (SC-FDMA, 50% RB, 10 MHz, 16-QAM)                            | LTE-TDD  | 9.81     | ±9.6                   |
| 10251 | CAH | LTE-TDD (SC-FDMA, 50% RB, 10 MHz, 64-QAM)                            | LTE-TDD  | 10.17    | ±9.6                   |
| 10252 | CAH | LTE-TDD (SC-FDMA, 50% RB, 10 MHz, QPSK)                              | LTE-TDD  | 9.24     | ±9.6                   |
| 10253 | CAG | LTE-TDD (SC-FDMA, 50% RB, 15 MHz, 16-QAM)                            | LTE-TDD  | 9.90     | ±9.6                   |
| 10254 | CAG | LTE-TDD (SC-FDMA, 50% RB, 15 MHz, 64-QAM)                            | LTE-TDD  | 10.14    | ±9.6                   |
| 10255 | CAG | LTE-TDD (SC-FDMA, 50% RB, 15 MHz, QPSK)                              | LTE-TDD  | 9.20     | ±9.6                   |
| 10256 | CAC | LTE-TDD (SC-FDMA, 100% RB, 1.4 MHz, 16-QAM)                          | LTE-TDD  | 9.96     | ±9.6                   |
| 10257 | CAC | LTE-TDD (SC-FDMA, 100% RB, 1.4 MHz, 64-QAM)                          | LTE-TDD  | 10.08    | ±9.6                   |
| 10258 | CAC | LTE-TDD (SC-FDMA, 100% RB, 1.4 MHz, QPSK)                            | LTE-TDD  | 9.34     | ±9.6                   |
| 10259 | CAE | LTE-TDD (SC-FDMA, 100% RB, 3 MHz, 16-QAM)                            | LTE-TDD  | 9.98     | ±9.6                   |
| 10260 | CAE | LTE-TDD (SC-FDMA, 100% RB, 3 MHz, 64-QAM)                            | LTE-TDD  | 9.97     | ±9.6                   |
| 10261 | CAE | LTE-TDD (SC-FDMA, 100% RB, 3 MHz, QPSK)                              | LTE-TDD  | 9.24     | ±9.6                   |
| 10262 | CAH | LTE-TDD (SC-FDMA, 100% RB, 5 MHz, 16-QAM)                            | LTE-TDD  | 9.83     | ±9.6                   |
| 10263 | CAH | LTE-TDD (SC-FDMA, 100% RB, 5 MHz, 64-QAM)                            | LTE-TDD  | 10.16    | ±9.6                   |
| 10264 | CAH | LTE-TDD (SC-FDMA, 100% RB, 5 MHz, QPSK)                              | LTE-TDD  | 9.23     | ±9.6                   |
| 10265 | CAH | LTE-TDD (SC-FDMA, 100% RB, 10 MHz, 16-QAM)                           | LTE-TDD  | 9.92     | ±9.6                   |
| 10266 | CAH | LTE-TDD (SC-FDMA, 100% RB, 10 MHz, 64-QAM)                           | LTE-TDD  | 10.07    | ±9.6                   |
| 10267 | CAH | LTE-TDD (SC-FDMA, 100% RB, 10 MHz, QPSK)                             | LTE-TDD  | 9.30     | ±9.6                   |
| 10268 | CAG | LTE-TDD (SC-FDMA, 100% RB, 15 MHz, 16-QAM)                           | LTE-TDD  | 10.06    | ±9.6                   |
| 10269 | CAG | LTE-TDD (SC-FDMA, 100% RB, 15 MHz, 64-QAM)                           | LTE-TDD  | 10.13    | ±9.6                   |
| 10270 | CAG | LTE-TDD (SC-FDMA, 100% RB, 15 MHz, QPSK)                             | LTE-TDD  | 9.58     | ±9.6                   |
| 10274 | CAC | UMTS-FDD (HSUPA, Subtest 5, 3GPP Rel8.10)                            | WCDMA    | 4.87     | ±9.6                   |
| 10275 | CAC | UMTS-FDD (HSUPA, Subtest 5, 3GPP Rel8.4)                             | WCDMA    | 3.96     | ±9.6                   |
| 10277 | CAA | PHS (QPSK)   | PHS      | 11.81    | ±9.6                   |
| 10278 | CAA | PHS (QPSK, BW 884 MHz, Rolloff 0.5)                                  | PHS      | 11.81    | ±9.6                   |
| 10279 | CAA | PHS (QPSK, BW 884 MHz, Rolloff 0.38)                                 | PHS      | 12.18    | ±9.6                   |
| 10290 | AAB | CDMA2000, RC1, SO55, Full Rate                                       | CDMA2000 | 3.91     | ±9.6                   |
| 10291 | AAB | CDMA2000, RC3, SO55, Full Rate                                       | CDMA2000 | 3.46     | ±9.6                   |
| 10292 | AAB | CDMA2000, RC3, SO32, Full Rate                                       | CDMA2000 | 3.39     | ±9.6                   |
| 10293 | AAB | CDMA2000, RC3, SO3, Full Rate  | CDMA2000 | 3.50     | ±9.6                   |
| 10295 | AAB | CDMA2000, RC1, SO3, 1/8th Rate 25 kb                                 | CDMA2000 | 12.49    | ±9.6                   |
| 10297 | AAE | LTE-FDD (SC-FDMA, 50% RB, 20 MHz, QPSK)                              | LTE-FDD  | 5.81     | ±9.6                   |
| 10298 | AAE | LTE-FDD (SC-FDMA, 50% RB, 3 MHz, QPSK)                               | LTE-FDD  | 5.72     | ±9.6                   |
| 10299 | AAE | LTE-FDD (SC-FDMA, 50% RB, 3 MHz, 16-QAM)                             | LTE-FDD  | 6.39     | ±9.6                   |
| 10300 | AAE | LTE-FDD (SC-FDMA, 50% RB, 3 MHz, 64-QAM)                             | LTE-FDD  | 6.80     | ±9.6                   |
| 10301 | AAA | IEEE 802.16e WIMAX (29:18, 5 ms, 10 MHz, QPSK, PUSC)                 | WIMAX    | 12.03    | ±9.6                   |
| 10302 | AAA | IEEE 802.16e WIMAX (29:18, 5 ms, 10 MHz, QPSK, PUSC, 3 CTRL symbols) | WIMAX    | 12.57    | ±9.6                   |
| 10303 | AAA | IEEE 802.16e WIMAX (31:15, 5 ms, 10 MHz, 64QAM, PUSC)                | WIMAX    | 12.52    | ±9.6                   |
| 10304 | AAA | IEEE 802.16e WIMAX (29:18, 5 ms, 10 MHz, 64QAM, PUSC)                | WIMAX    | 11.86    | ±9.6                   |
| 10305 | AAA | IEEE 802.16e WIMAX (31:15, 10 ms, 10 MHz, 84QAM, PUSC, 15 symbols)   | WIMAX    | 15.24    | ±9.6                   |
| 10306 | AAA | IEEE 802.16e WIMAX (29:18, 10 ms, 10 MHz, 84QAM, PUSC, 18 symbols)   | WIMAX    | 14.67    | ±9.6                   |

EX3DV4 - SN:7681

November 21, 2022

| UID   | Rev | Communication System Name   | Group    | PAR (dB) | Unc <sup>k</sup> k = 2 |
|-------|-----|---|----------|----------|------------------------|
| 10307 | AAA | IEEE 802.16e WIMAX (29:18, 10ms, 10MHz, QPSK, PUSC, 18 symbols)                 | WIMAX    | 14.49    | ±9.6                   |
| 10308 | AAA | IEEE 802.16e WIMAX (29:18, 10ms, 10MHz, 16QAM, PUSC)                            | WIMAX    | 14.46    | ±9.6                   |
| 10309 | AAA | IEEE 802.16e WIMAX (29:18, 10ms, 10MHz, 16QAM, AMC 2x3, 18 symbols)             | WIMAX    | 14.57    | ±9.6                   |
| 10310 | AAA | IEEE 802.16e WIMAX (29:18, 10ms, 10MHz, QPSK, AMC 2x3, 18 symbols)              | WIMAX    | 14.57    | ±9.6                   |
| 10311 | AAE | LTE-FDD (SC-FDMA, 100% RB, 15MHz, QPSK)   | LTE-FDD  | 8.06     | ±9.6                   |
| 10313 | AAA | IDEN 1:3  | IDEN     | 10.51    | ±9.6                   |
| 10314 | AAA | IDEN 1:6  | IDEN     | 13.48    | ±9.6                   |
| 10315 | AAB | IEEE 802.11b WiFi 2.4 GHz (DSSS, 1Mbps, 99pc duty cycle)                        | WLAN     | 1.71     | ±9.6                   |
| 10316 | AAB | IEEE 802.11g WiFi 2.4 GHz (ERP-OFDM, 6Mbps, 99pc duty cycle)                    | WLAN     | 8.36     | ±9.6                   |
| 10317 | AAD | IEEE 802.11a WiFi 5GHz (OFDM, 6Mbps, 99pc duty cycle)                           | WLAN     | 8.36     | ±9.6                   |
| 10352 | AAA | Pulse Waveform (200Hz, 10%)   | Generic  | 10.00    | ±9.6                   |
| 10353 | AAA | Pulse Waveform (200Hz, 20%)   | Generic  | 8.99     | ±9.6                   |
| 10354 | AAA | Pulse Waveform (200Hz, 40%)   | Generic  | 3.98     | ±9.6                   |
| 10355 | AAA | Pulse Waveform (200Hz, 60%)   | Generic  | 2.22     | ±9.6                   |
| 10356 | AAA | Pulse Waveform (200Hz, 80%)   | Generic  | 0.97     | ±9.6                   |
| 10367 | AAA | QPSK Waveform, 1 MHz  | Generic  | 5.10     | ±9.6                   |
| 10368 | AAA | QPSK Waveform, 10MHz  | Generic  | 5.22     | ±9.6                   |
| 10369 | AAA | 64-QAM Waveform, 100 kHz  | Generic  | 6.27     | ±9.6                   |
| 10399 | AAA | 64-QAM Waveform, 40MHz  | Generic  | 6.27     | ±9.6                   |
| 10400 | AAE | IEEE 802.11ac WiFi (20 MHz, 64-QAM, 99pc duty cycle)                            | WLAN     | 8.37     | ±9.6                   |
| 10401 | AAE | IEEE 802.11ac WiFi (40 MHz, 64-QAM, 99pc duty cycle)                            | WLAN     | 8.60     | ±9.6                   |
| 10402 | AAE | IEEE 802.11ac WiFi (80 MHz, 64-QAM, 99pc duty cycle)                            | WLAN     | 8.53     | ±9.6                   |
| 10403 | AAB | CDMA2000 (1xEV-DO, Rev. 0)  | CDMA2000 | 3.76     | ±9.6                   |
| 10404 | AAB | CDMA2000 (1xEV-DO, Rev. A)  | CDMA2000 | 3.77     | ±9.6                   |
| 10406 | AAB | CDMA2000, RC3, SC32, SCH0, Full Rate  | CDMA2000 | 5.22     | ±9.6                   |
| 10410 | AAH | LTE-TDD (SC-FDMA, 1 RB, 10 MHz, QPSK, UL Subframe=2,3,4,7,8,9, Subframe Cont=4) | LTE-TDD  | 7.82     | ±9.6                   |
| 10414 | AAA | WLAN CCDF, 64-QAM, 40 MHz   | Generic  | 8.54     | ±9.6                   |
| 10415 | AAA | IEEE 802.11b WiFi 2.4 GHz (DSSS, 1Mbps, 99pc duty cycle)                        | WLAN     | 1.54     | ±9.6                   |
| 10416 | AAA | IEEE 802.11g WiFi 2.4 GHz (ERP-OFDM, 6Mbps, 99pc duty cycle)                    | WLAN     | 8.23     | ±9.6                   |
| 10417 | AAC | IEEE 802.11a/h WiFi 5 GHz (OFDM, 6Mbps, 99pc duty cycle)                        | WLAN     | 8.23     | ±9.6                   |
| 10418 | AAA | IEEE 802.11g WiFi 2.4 GHz (DSSS-OFDM, 6Mbps, 99pc duty cycle, Long preamble)    | WLAN     | 6.14     | ±9.6                   |
| 10419 | AAA | IEEE 802.11g WiFi 2.4 GHz (DSSS-OFDM, 6Mbps, 99pc duty cycle, Short preamble)   | WLAN     | 6.19     | ±9.6                   |
| 10422 | AAC | IEEE 802.11n (HT Greenfield, 7.2 Mbps, BPSK)                                    | WLAN     | 8.32     | ±9.6                   |
| 10423 | AAC | IEEE 802.11n (HT Greenfield, 43.3 Mbps, 16-QAM)                                 | WLAN     | 8.47     | ±9.6                   |
| 10424 | AAC | IEEE 802.11n (HT Greenfield, 72.2 Mbps, 64-QAM)                                 | WLAN     | 8.40     | ±9.6                   |
| 10425 | AAC | IEEE 802.11n (HT Greenfield, 15 Mbps, BPSK)                                     | WLAN     | 8.41     | ±9.6                   |
| 10426 | AAC | IEEE 802.11n (HT Greenfield, 90 Mbps, 16-QAM)                                   | WLAN     | 8.45     | ±9.6                   |
| 10427 | AAC | IEEE 802.11n (HT Greenfield, 150 Mbps, 64-QAM)                                  | WLAN     | 8.41     | ±9.6                   |
| 10430 | AAE | LTE-FDD (OFDMA, 5 MHz, E-TM 3.1)  | LTE-FDD  | 8.28     | ±9.6                   |
| 10431 | AAE | LTE-FDD (OFDMA, 10 MHz, E-TM 3.1)   | LTE-FDD  | 8.38     | ±9.6                   |
| 10432 | AAD | LTE-FDD (OFDMA, 15 MHz, E-TM 3.1)   | LTE-FDD  | 8.34     | ±9.6                   |
| 10433 | AAD | LTE-FDD (OFDMA, 20 MHz, E-TM 3.1)   | LTE-FDD  | 8.34     | ±9.6                   |
| 10434 | AAB | W-CDMA (BS Test Model 1, 64 DPCH)   | WCDMA    | 8.60     | ±9.6                   |
| 10435 | AAG | LTE-TDD (SC-FDMA, 1 RB, 20 MHz, QPSK, UL Subframe=2,3,4,7,8,9)                  | LTE-TDD  | 7.82     | ±9.6                   |
| 10447 | AAE | LTE-FDD (OFDMA, 5 MHz, E-TM 3.1, Clipping 44%)                                  | LTE-FDD  | 7.56     | ±9.6                   |
| 10448 | AAE | LTE-FDD (OFDMA, 10 MHz, E-TM 3.1, Clipping 44%)                                 | LTE-FDD  | 7.53     | ±9.6                   |
| 10449 | AAD | LTE-FDD (OFDMA, 15 MHz, E-TM 3.1, Clipping 44%)                                 | LTE-FDD  | 7.51     | ±9.6                   |
| 10450 | AAD | LTE-FDD (OFDMA, 20 MHz, E-TM 3.1, Clipping 44%)                                 | LTE-FDD  | 7.48     | ±9.6                   |
| 10451 | AAB | W-CDMA (BS Test Model 1, 64 DPCH, Clipping 44%)                                 | WCDMA    | 7.59     | ±9.6                   |
| 10453 | AAE | Validation (Square, 10 ms, 1 ms)  | Test     | 10.00    | ±9.6                   |
| 10456 | AAC | IEEE 802.11ac WiFi (160 MHz, 64-QAM, 99pc duty cycle)                           | WLAN     | 8.63     | ±9.6                   |
| 10457 | AAB | UMTS-FDD (DC-HSDPA)   | WCDMA    | 6.62     | ±9.6                   |
| 10458 | AAA | CDMA2000 (1xEV-DO, Rev. B, 2 carriers)  | CDMA2000 | 6.55     | ±9.6                   |
| 10459 | AAA | CDMA2000 (1xEV-DO, Rev. B, 3 carriers)  | CDMA2000 | 8.25     | ±9.6                   |
| 10460 | AAB | UMTS-FDD (WCDMA, AMF)   | WCDMA    | 2.38     | ±9.6                   |
| 10461 | AAC | LTE-TDD (SC-FDMA, 1 RB, 1.4 MHz, QPSK, UL Subframe=2,3,4,7,8,9)                 | LTE-TDD  | 7.82     | ±9.6                   |
| 10462 | AAC | LTE-TDD (SC-FDMA, 1 RB, 1.4 MHz, 16-QAM, UL Subframe=2,3,4,7,8,9)               | LTE-TDD  | 8.30     | ±9.6                   |
| 10463 | AAC | LTE-TDD (SC-FDMA, 1 RB, 1.4 MHz, 64-QAM, UL Subframe=2,3,4,7,8,9)               | LTE-TDD  | 8.56     | ±9.6                   |
| 10464 | AAD | LTE-TDD (SC-FDMA, 1 RB, 3 MHz, QPSK, UL Subframe=2,3,4,7,8,9)                   | LTE-TDD  | 7.82     | ±9.6                   |
| 10465 | AAD | LTE-TDD (SC-FDMA, 1 RB, 3 MHz, 16-QAM, UL Subframe=2,3,4,7,8,9)                 | LTE-TDD  | 8.32     | ±9.6                   |
| 10466 | AAD | LTE-TDD (SC-FDMA, 1 RB, 3 MHz, 64-QAM, UL Subframe=2,3,4,7,8,9)                 | LTE-TDD  | 8.57     | ±9.6                   |
| 10467 | AAG | LTE-TDD (SC-FDMA, 1 RB, 5 MHz, QPSK, UL Subframe=2,3,4,7,8,9)                   | LTE-TDD  | 7.82     | ±9.6                   |
| 10468 | AAG | LTE-TDD (SC-FDMA, 1 RB, 5 MHz, 16-QAM, UL Subframe=2,3,4,7,8,9)                 | LTE-TDD  | 8.32     | ±9.6                   |
| 10469 | AAG | LTE-TDD (SC-FDMA, 1 RB, 5 MHz, 64-QAM, UL Subframe=2,3,4,7,8,9)                 | LTE-TDD  | 8.58     | ±9.6                   |
| 10470 | AAG | LTE-TDD (SC-FDMA, 1 RB, 10 MHz, QPSK, UL Subframe=2,3,4,7,8,9)                  | LTE-TDD  | 7.82     | ±9.6                   |
| 10471 | AAG | LTE-TDD (SC-FDMA, 1 RB, 10 MHz, 16-QAM, UL Subframe=2,3,4,7,8,9)                | LTE-TDD  | 8.32     | ±9.6                   |



EX3DV4 - SN:7681

November 21, 2022

| UID   | Rev | Communication System Name   | Group   | PAR (dB) | Unc <sup>k</sup> k = 2 |
|-------|-----|---|---------|----------|------------------------|
| 10472 | AAG | LTE-TDD (SC-FDMA, 1 RB, 10MHz, 64-QAM, UL Subframe=2,3,4,7,8,9)     | LTE-TDD | 8.57     | ±9.6                   |
| 10473 | AAF | LTE-TDD (SC-FDMA, 1 RB, 15MHz, QPSK, UL Subframe=2,3,4,7,8,9)       | LTE-TDD | 7.82     | ±9.6                   |
| 10474 | AAF | LTE-TDD (SC-FDMA, 1 RB, 15MHz, 16-QAM, UL Subframe=2,3,4,7,8,9)     | LTE-TDD | 8.32     | ±9.6                   |
| 10475 | AAF | LTE-TDD (SC-FDMA, 1 RB, 15MHz, 64-QAM, UL Subframe=2,3,4,7,8,9)     | LTE-TDD | 8.57     | ±9.6                   |
| 10477 | AAG | LTE-TDD (SC-FDMA, 1 RB, 20MHz, 16-QAM, UL Subframe=2,3,4,7,8,9)     | LTE-TDD | 8.32     | ±9.6                   |
| 10478 | AAG | LTE-TDD (SC-FDMA, 1 RB, 20MHz, 64-QAM, UL Subframe=2,3,4,7,8,9)     | LTE-TDD | 8.57     | ±9.6                   |
| 10479 | AAC | LTE-TDD (SC-FDMA, 50% RB, 1.4MHz, QPSK, UL Subframe=2,3,4,7,8,9)    | LTE-TDD | 7.74     | ±9.6                   |
| 10480 | AAC | LTE-TDD (SC-FDMA, 50% RB, 1.4MHz, 16-QAM, UL Subframe=2,3,4,7,8,9)  | LTE-TDD | 8.18     | ±9.6                   |
| 10481 | AAC | LTE-TDD (SC-FDMA, 50% RB, 1.4MHz, 64-QAM, UL Subframe=2,3,4,7,8,9)  | LTE-TDD | 8.45     | ±9.6                   |
| 10482 | AAD | LTE-TDD (SC-FDMA, 50% RB, 3MHz, QPSK, UL Subframe=2,3,4,7,8,9)      | LTE-TDD | 7.71     | ±9.6                   |
| 10483 | AAD | LTE-TDD (SC-FDMA, 50% RB, 3MHz, 16-QAM, UL Subframe=2,3,4,7,8,9)    | LTE-TDD | 8.39     | ±9.6                   |
| 10484 | AAD | LTE-TDD (SC-FDMA, 50% RB, 3MHz, 64-QAM, UL Subframe=2,3,4,7,8,9)    | LTE-TDD | 8.47     | ±9.6                   |
| 10485 | AAG | LTE-TDD (SC-FDMA, 50% RB, 5MHz, QPSK, UL Subframe=2,3,4,7,8,9)      | LTE-TDD | 7.59     | ±9.6                   |
| 10486 | AAG | LTE-TDD (SC-FDMA, 50% RB, 5MHz, 16-QAM, UL Subframe=2,3,4,7,8,9)    | LTE-TDD | 8.38     | ±9.6                   |
| 10487 | AAG | LTE-TDD (SC-FDMA, 50% RB, 5MHz, 64-QAM, UL Subframe=2,3,4,7,8,9)    | LTE-TDD | 8.60     | ±9.6                   |
| 10488 | AAG | LTE-TDD (SC-FDMA, 50% RB, 10MHz, QPSK, UL Subframe=2,3,4,7,8,9)     | LTE-TDD | 7.70     | ±9.6                   |
| 10489 | AAG | LTE-TDD (SC-FDMA, 50% RB, 10MHz, 16-QAM, UL Subframe=2,3,4,7,8,9)   | LTE-TDD | 8.31     | ±9.6                   |
| 10490 | AAG | LTE-TDD (SC-FDMA, 50% RB, 10MHz, 64-QAM, UL Subframe=2,3,4,7,8,9)   | LTE-TDD | 8.54     | ±9.6                   |
| 10491 | AAF | LTE-TDD (SC-FDMA, 50% RB, 15MHz, QPSK, UL Subframe=2,3,4,7,8,9)     | LTE-TDD | 7.74     | ±9.6                   |
| 10492 | AAF | LTE-TDD (SC-FDMA, 50% RB, 15MHz, 16-QAM, UL Subframe=2,3,4,7,8,9)   | LTE-TDD | 8.41     | ±9.6                   |
| 10493 | AAF | LTE-TDD (SC-FDMA, 50% RB, 15MHz, 64-QAM, UL Subframe=2,3,4,7,8,9)   | LTE-TDD | 8.55     | ±9.6                   |
| 10494 | AAG | LTE-TDD (SC-FDMA, 50% RB, 20MHz, QPSK, UL Subframe=2,3,4,7,8,9)     | LTE-TDD | 7.74     | ±9.6                   |
| 10495 | AAG | LTE-TDD (SC-FDMA, 50% RB, 20MHz, 16-QAM, UL Subframe=2,3,4,7,8,9)   | LTE-TDD | 8.37     | ±9.6                   |
| 10496 | AAG | LTE-TDD (SC-FDMA, 50% RB, 20MHz, 64-QAM, UL Subframe=2,3,4,7,8,9)   | LTE-TDD | 8.54     | ±9.6                   |
| 10497 | AAC | LTE-TDD (SC-FDMA, 100% RB, 1.4MHz, QPSK, UL Subframe=2,3,4,7,8,9)   | LTE-TDD | 7.67     | ±9.6                   |
| 10498 | AAC | LTE-TDD (SC-FDMA, 100% RB, 1.4MHz, 16-QAM, UL Subframe=2,3,4,7,8,9) | LTE-TDD | 8.40     | ±9.6                   |
| 10499 | AAC | LTE-TDD (SC-FDMA, 100% RB, 1.4MHz, 64-QAM, UL Subframe=2,3,4,7,8,9) | LTE-TDD | 8.68     | ±9.6                   |
| 10500 | AAD | LTE-TDD (SC-FDMA, 100% RB, 3MHz, QPSK, UL Subframe=2,3,4,7,8,9)     | LTE-TDD | 7.67     | ±9.6                   |
| 10501 | AAD | LTE-TDD (SC-FDMA, 100% RB, 3MHz, 16-QAM, UL Subframe=2,3,4,7,8,9)   | LTE-TDD | 8.44     | ±9.6                   |
| 10502 | AAD | LTE-TDD (SC-FDMA, 100% RB, 3MHz, 64-QAM, UL Subframe=2,3,4,7,8,9)   | LTE-TDD | 8.52     | ±9.6                   |
| 10503 | AAG | LTE-TDD (SC-FDMA, 100% RB, 5MHz, QPSK, UL Subframe=2,3,4,7,8,9)     | LTE-TDD | 7.72     | ±9.6                   |
| 10504 | AAG | LTE-TDD (SC-FDMA, 100% RB, 5MHz, 16-QAM, UL Subframe=2,3,4,7,8,9)   | LTE-TDD | 8.31     | ±9.6                   |
| 10505 | AAG | LTE-TDD (SC-FDMA, 100% RB, 5MHz, 64-QAM, UL Subframe=2,3,4,7,8,9)   | LTE-TDD | 8.54     | ±9.6                   |
| 10506 | AAG | LTE-TDD (SC-FDMA, 100% RB, 10MHz, QPSK, UL Subframe=2,3,4,7,8,9)    | LTE-TDD | 7.74     | ±9.6                   |
| 10507 | AAG | LTE-TDD (SC-FDMA, 100% RB, 10MHz, 16-QAM, UL Subframe=2,3,4,7,8,9)  | LTE-TDD | 8.38     | ±9.6                   |
| 10508 | AAG | LTE-TDD (SC-FDMA, 100% RB, 10MHz, 64-QAM, UL Subframe=2,3,4,7,8,9)  | LTE-TDD | 8.55     | ±9.6                   |
| 10509 | AAF | LTE-TDD (SC-FDMA, 100% RB, 15MHz, QPSK, UL Subframe=2,3,4,7,8,9)    | LTE-TDD | 7.99     | ±9.6                   |
| 10510 | AAF | LTE-TDD (SC-FDMA, 100% RB, 15MHz, 16-QAM, UL Subframe=2,3,4,7,8,9)  | LTE-TDD | 8.49     | ±9.6                   |
| 10511 | AAF | LTE-TDD (SC-FDMA, 100% RB, 15MHz, 64-QAM, UL Subframe=2,3,4,7,8,9)  | LTE-TDD | 8.51     | ±9.6                   |
| 10512 | AAG | LTE-TDD (SC-FDMA, 100% RB, 20MHz, QPSK, UL Subframe=2,3,4,7,8,9)    | LTE-TDD | 7.74     | ±9.6                   |
| 10513 | AAG | LTE-TDD (SC-FDMA, 100% RB, 20MHz, 16-QAM, UL Subframe=2,3,4,7,8,9)  | LTE-TDD | 8.42     | ±9.6                   |
| 10514 | AAG | LTE-TDD (SC-FDMA, 100% RB, 20MHz, 64-QAM, UL Subframe=2,3,4,7,8,9)  | LTE-TDD | 8.45     | ±9.6                   |
| 10515 | AAA | IEEE 802.11b WiFi 2.4GHz (DSSS, 2Mbps, 99pc duty cycle)             | WLAN    | 1.58     | ±9.6                   |
| 10516 | AAA | IEEE 802.11b WiFi 2.4GHz (DSSS, 5.5Mbps, 99pc duty cycle)           | WLAN    | 1.57     | ±9.6                   |
| 10517 | AAA | IEEE 802.11b WiFi 2.4GHz (DSSS, 11Mbps, 99pc duty cycle)            | WLAN    | 1.56     | ±9.6                   |
| 10518 | AAC | IEEE 802.11a/h WiFi 5GHz (OFDM, 9Mbps, 99pc duty cycle)             | WLAN    | 8.23     | ±9.6                   |
| 10519 | AAC | IEEE 802.11a/h WiFi 5GHz (OFDM, 12Mbps, 99pc duty cycle)            | WLAN    | 8.39     | ±9.6                   |
| 10520 | AAC | IEEE 802.11a/h WiFi 5GHz (OFDM, 18Mbps, 99pc duty cycle)            | WLAN    | 8.12     | ±9.6                   |
| 10521 | AAC | IEEE 802.11a/h WiFi 5GHz (OFDM, 24Mbps, 99pc duty cycle)            | WLAN    | 7.97     | ±9.6                   |
| 10522 | AAC | IEEE 802.11a/h WiFi 5GHz (OFDM, 36Mbps, 99pc duty cycle)            | WLAN    | 8.45     | ±9.6                   |
| 10523 | AAC | IEEE 802.11a/h WiFi 5GHz (OFDM, 48Mbps, 99pc duty cycle)            | WLAN    | 8.08     | ±9.6                   |
| 10524 | AAC | IEEE 802.11a/h WiFi 5GHz (OFDM, 54Mbps, 99pc duty cycle)            | WLAN    | 8.27     | ±9.6                   |
| 10525 | AAC | IEEE 802.11ac WiFi (20MHz, MCS0, 99pc duty cycle)                   | WLAN    | 8.36     | ±9.6                   |
| 10526 | AAC | IEEE 802.11ac WiFi (20MHz, MCS1, 99pc duty cycle)                   | WLAN    | 8.42     | ±9.6                   |
| 10527 | AAC | IEEE 802.11ac WiFi (20MHz, MCS2, 99pc duty cycle)                   | WLAN    | 8.21     | ±9.6                   |
| 10528 | AAC | IEEE 802.11ac WiFi (20MHz, MCS3, 99pc duty cycle)                   | WLAN    | 8.36     | ±9.6                   |
| 10529 | AAC | IEEE 802.11ac WiFi (20MHz, MCS4, 99pc duty cycle)                   | WLAN    | 8.36     | ±9.6                   |
| 10531 | AAC | IEEE 802.11ac WiFi (20MHz, MCS6, 99pc duty cycle)                   | WLAN    | 8.43     | ±9.6                   |
| 10532 | AAC | IEEE 802.11ac WiFi (20MHz, MCS7, 99pc duty cycle)                   | WLAN    | 8.29     | ±9.6                   |
| 10533 | AAC | IEEE 802.11ac WiFi (20MHz, MCS8, 99pc duty cycle)                   | WLAN    | 8.38     | ±9.6                   |
| 10534 | AAC | IEEE 802.11ac WiFi (40MHz, MCS0, 99pc duty cycle)                   | WLAN    | 8.45     | ±9.6                   |
| 10535 | AAC | IEEE 802.11ac WiFi (40MHz, MCS1, 99pc duty cycle)                   | WLAN    | 8.45     | ±9.6                   |
| 10536 | AAC | IEEE 802.11ac WiFi (40MHz, MCS2, 99pc duty cycle)                   | WLAN    | 8.32     | ±9.6                   |
| 10537 | AAC | IEEE 802.11ac WiFi (40MHz, MCS3, 99pc duty cycle)                   | WLAN    | 8.44     | ±9.6                   |
| 10538 | AAC | IEEE 802.11ac WiFi (40MHz, MCS4, 99pc duty cycle)                   | WLAN    | 8.54     | ±9.6                   |
| 10540 | AAC | IEEE 802.11ac WiFi (40MHz, MCS6, 99pc duty cycle)                   | WLAN    | 8.39     | ±9.6                   |

EX3DV4 - SN:7681

November 21, 2022

| UID   | Rev | Communication System Name                                       | Group | PAR (dB) | Unc <sup>h</sup> k = 2 |
|-------|-----|---|-------|----------|------------------------|
| 10541 | AAC | IEEE 802.11ac WiFi (40 MHz, MCS7, 99pc duty cycle)              | WLAN  | 8.46     | ±9.6                   |
| 10542 | AAC | IEEE 802.11ac WiFi (40 MHz, MCS8, 99pc duty cycle)              | WLAN  | 8.65     | ±9.6                   |
| 10543 | AAC | IEEE 802.11ac WiFi (40 MHz, MCS9, 99pc duty cycle)              | WLAN  | 8.65     | ±9.6                   |
| 10544 | AAC | IEEE 802.11ac WiFi (80 MHz, MCS0, 99pc duty cycle)              | WLAN  | 8.47     | ±9.6                   |
| 10545 | AAC | IEEE 802.11ac WiFi (80 MHz, MCS1, 99pc duty cycle)              | WLAN  | 8.55     | ±9.6                   |
| 10546 | AAC | IEEE 802.11ac WiFi (80 MHz, MCS2, 99pc duty cycle)              | WLAN  | 8.35     | ±9.6                   |
| 10547 | AAC | IEEE 802.11ac WiFi (80 MHz, MCS3, 99pc duty cycle)              | WLAN  | 8.49     | ±9.6                   |
| 10548 | AAC | IEEE 802.11ac WiFi (80 MHz, MCS4, 99pc duty cycle)              | WLAN  | 8.37     | ±9.6                   |
| 10550 | AAC | IEEE 802.11ac WiFi (80 MHz, MCS6, 99pc duty cycle)              | WLAN  | 8.38     | ±9.6                   |
| 10551 | AAC | IEEE 802.11ac WiFi (80 MHz, MCS7, 99pc duty cycle)              | WLAN  | 8.50     | ±9.6                   |
| 10552 | AAC | IEEE 802.11ac WiFi (80 MHz, MCS8, 99pc duty cycle)              | WLAN  | 8.42     | ±9.6                   |
| 10553 | AAC | IEEE 802.11ac WiFi (80 MHz, MCS9, 99pc duty cycle)              | WLAN  | 8.45     | ±9.6                   |
| 10554 | AAD | IEEE 802.11ac WiFi (160 MHz, MCS0, 99pc duty cycle)             | WLAN  | 8.46     | ±9.6                   |
| 10555 | AAD | IEEE 802.11ac WiFi (160 MHz, MCS1, 99pc duty cycle)             | WLAN  | 8.47     | ±9.6                   |
| 10556 | AAD | IEEE 802.11ac WiFi (160 MHz, MCS2, 99pc duty cycle)             | WLAN  | 8.50     | ±9.6                   |
| 10557 | AAD | IEEE 802.11ac WiFi (160 MHz, MCS3, 99pc duty cycle)             | WLAN  | 8.52     | ±9.6                   |
| 10558 | AAD | IEEE 802.11ac WiFi (160 MHz, MCS4, 99pc duty cycle)             | WLAN  | 8.61     | ±9.6                   |
| 10560 | AAD | IEEE 802.11ac WiFi (160 MHz, MCS6, 99pc duty cycle)             | WLAN  | 8.73     | ±9.6                   |
| 10561 | AAD | IEEE 802.11ac WiFi (160 MHz, MCS7, 99pc duty cycle)             | WLAN  | 8.56     | ±9.6                   |
| 10562 | AAD | IEEE 802.11ac WiFi (160 MHz, MCS8, 99pc duty cycle)             | WLAN  | 8.69     | ±9.6                   |
| 10563 | AAD | IEEE 802.11ac WiFi (160 MHz, MCS9, 99pc duty cycle)             | WLAN  | 8.77     | ±9.6                   |
| 10564 | AAA | IEEE 802.11g WiFi 2.4 GHz (DSSS-OFDM, 9 Mbps, 99pc duty cycle)  | WLAN  | 8.25     | ±9.6                   |
| 10565 | AAA | IEEE 802.11g WiFi 2.4 GHz (DSSS-OFDM, 12 Mbps, 99pc duty cycle) | WLAN  | 8.45     | ±9.6                   |
| 10566 | AAA | IEEE 802.11g WiFi 2.4 GHz (DSSS-OFDM, 18 Mbps, 99pc duty cycle) | WLAN  | 8.13     | ±9.6                   |
| 10567 | AAA | IEEE 802.11g WiFi 2.4 GHz (DSSS-OFDM, 24 Mbps, 99pc duty cycle) | WLAN  | 8.00     | ±9.6                   |
| 10568 | AAA | IEEE 802.11g WiFi 2.4 GHz (DSSS-OFDM, 36 Mbps, 99pc duty cycle) | WLAN  | 8.37     | ±9.6                   |
| 10569 | AAA | IEEE 802.11g WiFi 2.4 GHz (DSSS-OFDM, 48 Mbps, 99pc duty cycle) | WLAN  | 8.10     | ±9.6                   |
| 10570 | AAA | IEEE 802.11g WiFi 2.4 GHz (DSSS-OFDM, 54 Mbps, 99pc duty cycle) | WLAN  | 8.30     | ±9.6                   |
| 10571 | AAA | IEEE 802.11b WiFi 2.4 GHz (DSSS, 1 Mbps, 90pc duty cycle)       | WLAN  | 1.99     | ±9.6                   |
| 10572 | AAA | IEEE 802.11b WiFi 2.4 GHz (DSSS, 2 Mbps, 90pc duty cycle)       | WLAN  | 1.98     | ±9.6                   |
| 10573 | AAA | IEEE 802.11b WiFi 2.4 GHz (DSSS, 5.5 Mbps, 90pc duty cycle)     | WLAN  | 1.98     | ±9.6                   |
| 10574 | AAA | IEEE 802.11b WiFi 2.4 GHz (DSSS, 11 Mbps, 90pc duty cycle)      | WLAN  | 1.98     | ±9.6                   |
| 10575 | AAA | IEEE 802.11g WiFi 2.4 GHz (DSSS-OFDM, 6 Mbps, 90pc duty cycle)  | WLAN  | 8.59     | ±9.6                   |
| 10576 | AAA | IEEE 802.11g WiFi 2.4 GHz (DSSS-OFDM, 9 Mbps, 90pc duty cycle)  | WLAN  | 8.60     | ±9.6                   |
| 10577 | AAA | IEEE 802.11g WiFi 2.4 GHz (DSSS-OFDM, 12 Mbps, 90pc duty cycle) | WLAN  | 8.70     | ±9.6                   |
| 10578 | AAA | IEEE 802.11g WiFi 2.4 GHz (DSSS-OFDM, 18 Mbps, 90pc duty cycle) | WLAN  | 8.49     | ±9.6                   |
| 10579 | AAA | IEEE 802.11g WiFi 2.4 GHz (DSSS-OFDM, 24 Mbps, 90pc duty cycle) | WLAN  | 8.36     | ±9.6                   |
| 10580 | AAA | IEEE 802.11g WiFi 2.4 GHz (DSSS-OFDM, 36 Mbps, 90pc duty cycle) | WLAN  | 8.76     | ±9.6                   |
| 10581 | AAA | IEEE 802.11g WiFi 2.4 GHz (DSSS-OFDM, 48 Mbps, 90pc duty cycle) | WLAN  | 8.35     | ±9.6                   |
| 10582 | AAA | IEEE 802.11g WiFi 2.4 GHz (DSSS-OFDM, 54 Mbps, 90pc duty cycle) | WLAN  | 8.67     | ±9.6                   |
| 10583 | AAC | IEEE 802.11a/h WiFi 5 GHz (OFDM, 6 Mbps, 90pc duty cycle)       | WLAN  | 8.59     | ±9.6                   |
| 10584 | AAC | IEEE 802.11a/h WiFi 5 GHz (OFDM, 9 Mbps, 90pc duty cycle)       | WLAN  | 8.60     | ±9.6                   |
| 10585 | AAC | IEEE 802.11a/h WiFi 5 GHz (OFDM, 12 Mbps, 90pc duty cycle)      | WLAN  | 8.70     | ±9.6                   |
| 10586 | AAC | IEEE 802.11a/h WiFi 5 GHz (OFDM, 18 Mbps, 90pc duty cycle)      | WLAN  | 8.49     | ±9.6                   |
| 10587 | AAC | IEEE 802.11a/h WiFi 5 GHz (OFDM, 24 Mbps, 90pc duty cycle)      | WLAN  | 8.36     | ±9.6                   |
| 10588 | AAC | IEEE 802.11a/h WiFi 5 GHz (OFDM, 36 Mbps, 90pc duty cycle)      | WLAN  | 8.76     | ±9.6                   |
| 10589 | AAC | IEEE 802.11a/h WiFi 5 GHz (OFDM, 48 Mbps, 90pc duty cycle)      | WLAN  | 8.35     | ±9.6                   |
| 10590 | AAC | IEEE 802.11a/h WiFi 5 GHz (OFDM, 54 Mbps, 90pc duty cycle)      | WLAN  | 8.67     | ±9.6                   |
| 10591 | AAC | IEEE 802.11n (HT Mixed, 20 MHz, MCS0, 90pc duty cycle)          | WLAN  | 8.63     | ±9.6                   |
| 10592 | AAC | IEEE 802.11n (HT Mixed, 20 MHz, MCS1, 90pc duty cycle)          | WLAN  | 8.78     | ±9.6                   |
| 10593 | AAC | IEEE 802.11n (HT Mixed, 20 MHz, MCS2, 90pc duty cycle)          | WLAN  | 8.64     | ±9.6                   |
| 10594 | AAC | IEEE 802.11n (HT Mixed, 20 MHz, MCS3, 90pc duty cycle)          | WLAN  | 8.74     | ±9.6                   |
| 10595 | AAC | IEEE 802.11n (HT Mixed, 20 MHz, MCS4, 90pc duty cycle)          | WLAN  | 8.74     | ±9.6                   |
| 10596 | AAC | IEEE 802.11n (HT Mixed, 20 MHz, MCS5, 90pc duty cycle)          | WLAN  | 8.71     | ±9.6                   |
| 10597 | AAC | IEEE 802.11n (HT Mixed, 20 MHz, MCS6, 90pc duty cycle)          | WLAN  | 8.72     | ±9.6                   |
| 10598 | AAC | IEEE 802.11n (HT Mixed, 20 MHz, MCS7, 90pc duty cycle)          | WLAN  | 8.50     | ±9.6                   |
| 10599 | AAC | IEEE 802.11n (HT Mixed, 40 MHz, MCS0, 90pc duty cycle)          | WLAN  | 8.79     | ±9.6                   |
| 10600 | AAC | IEEE 802.11n (HT Mixed, 40 MHz, MCS1, 90pc duty cycle)          | WLAN  | 8.68     | ±9.6                   |
| 10601 | AAC | IEEE 802.11n (HT Mixed, 40 MHz, MCS2, 90pc duty cycle)          | WLAN  | 8.82     | ±9.6                   |
| 10602 | AAC | IEEE 802.11n (HT Mixed, 40 MHz, MCS3, 90pc duty cycle)          | WLAN  | 8.94     | ±9.6                   |
| 10603 | AAC | IEEE 802.11n (HT Mixed, 40 MHz, MCS4, 90pc duty cycle)          | WLAN  | 9.00     | ±9.6                   |
| 10604 | AAC | IEEE 802.11n (HT Mixed, 40 MHz, MCS5, 90pc duty cycle)          | WLAN  | 8.76     | ±9.6                   |
| 10605 | AAC | IEEE 802.11n (HT Mixed, 40 MHz, MCS6, 90pc duty cycle)          | WLAN  | 8.97     | ±9.6                   |
| 10606 | AAC | IEEE 802.11n (HT Mixed, 40 MHz, MCS7, 90pc duty cycle)          | WLAN  | 8.82     | ±9.6                   |
| 10607 | AAC | IEEE 802.11ac WiFi (20 MHz, MCS0, 90pc duty cycle)              | WLAN  | 8.64     | ±9.6                   |
| 10608 | AAC | IEEE 802.11ac WiFi (20 MHz, MCS1, 90pc duty cycle)              | WLAN  | 8.77     | ±9.6                   |



EX3DV4 - SN:7681

November 21, 2022

| UID   | Rev | Communication System Name                              | Group     | PAR (dB) | Unc <sup>F</sup> k = 2 |
|-------|-----|--|-----------|----------|------------------------|
| 10609 | AAC | IEEE 802.11ac WiFi (20 MHz, MCS2, 90pc duty cycle)     | WLAN      | 8.57     | ±9.6                   |
| 10610 | AAC | IEEE 802.11ac WiFi (20 MHz, MCS3, 90pc duty cycle)     | WLAN      | 8.78     | ±9.6                   |
| 10611 | AAC | IEEE 802.11ac WiFi (20 MHz, MCS4, 90pc duty cycle)     | WLAN      | 8.70     | ±9.6                   |
| 10612 | AAC | IEEE 802.11ac WiFi (20 MHz, MCS5, 90pc duty cycle)     | WLAN      | 8.77     | ±9.6                   |
| 10613 | AAC | IEEE 802.11ac WiFi (20 MHz, MCS6, 90pc duty cycle)     | WLAN      | 8.94     | ±9.6                   |
| 10614 | AAC | IEEE 802.11ac WiFi (20 MHz, MCS7, 90pc duty cycle)     | WLAN      | 8.59     | ±9.6                   |
| 10615 | AAC | IEEE 802.11ac WiFi (20 MHz, MCS8, 90pc duty cycle)     | WLAN      | 8.82     | ±9.6                   |
| 10616 | AAC | IEEE 802.11ac WiFi (40 MHz, MCS0, 90pc duty cycle)     | WLAN      | 8.82     | ±9.6                   |
| 10617 | AAC | IEEE 802.11ac WiFi (40 MHz, MCS1, 90pc duty cycle)     | WLAN      | 8.61     | ±9.6                   |
| 10618 | AAC | IEEE 802.11ac WiFi (40 MHz, MCS2, 90pc duty cycle)     | WLAN      | 8.58     | ±9.6                   |
| 10619 | AAC | IEEE 802.11ac WiFi (40 MHz, MCS3, 90pc duty cycle)     | WLAN      | 8.86     | ±9.6                   |
| 10620 | AAC | IEEE 802.11ac WiFi (40 MHz, MCS4, 90pc duty cycle)     | WLAN      | 8.67     | ±9.6                   |
| 10621 | AAC | IEEE 802.11ac WiFi (40 MHz, MCS5, 90pc duty cycle)     | WLAN      | 8.77     | ±9.6                   |
| 10622 | AAC | IEEE 802.11ac WiFi (40 MHz, MCS6, 90pc duty cycle)     | WLAN      | 8.68     | ±9.6                   |
| 10623 | AAC | IEEE 802.11ac WiFi (40 MHz, MCS7, 90pc duty cycle)     | WLAN      | 8.62     | ±9.6                   |
| 10624 | AAC | IEEE 802.11ac WiFi (40 MHz, MCS8, 90pc duty cycle)     | WLAN      | 8.96     | ±9.6                   |
| 10625 | AAC | IEEE 802.11ac WiFi (40 MHz, MCS9, 90pc duty cycle)     | WLAN      | 8.96     | ±9.6                   |
| 10626 | AAC | IEEE 802.11ac WiFi (80 MHz, MCS0, 90pc duty cycle)     | WLAN      | 8.63     | ±9.6                   |
| 10627 | AAC | IEEE 802.11ac WiFi (80 MHz, MCS1, 90pc duty cycle)     | WLAN      | 8.86     | ±9.6                   |
| 10628 | AAC | IEEE 802.11ac WiFi (80 MHz, MCS2, 90pc duty cycle)     | WLAN      | 8.71     | ±9.6                   |
| 10629 | AAC | IEEE 802.11ac WiFi (80 MHz, MCS3, 90pc duty cycle)     | WLAN      | 8.65     | ±9.6                   |
| 10630 | AAC | IEEE 802.11ac WiFi (80 MHz, MCS4, 90pc duty cycle)     | WLAN      | 8.72     | ±9.6                   |
| 10631 | AAC | IEEE 802.11ac WiFi (80 MHz, MCS5, 90pc duty cycle)     | WLAN      | 8.61     | ±9.6                   |
| 10632 | AAC | IEEE 802.11ac WiFi (80 MHz, MCS6, 90pc duty cycle)     | WLAN      | 8.74     | ±9.6                   |
| 10633 | AAC | IEEE 802.11ac WiFi (80 MHz, MCS7, 90pc duty cycle)     | WLAN      | 8.63     | ±9.6                   |
| 10634 | AAC | IEEE 802.11ac WiFi (80 MHz, MCS8, 90pc duty cycle)     | WLAN      | 8.80     | ±9.6                   |
| 10635 | AAC | IEEE 802.11ac WiFi (80 MHz, MCS9, 90pc duty cycle)     | WLAN      | 8.81     | ±9.6                   |
| 10636 | AAD | IEEE 802.11ac WiFi (160 MHz, MCS0, 90pc duty cycle)    | WLAN      | 8.83     | ±9.6                   |
| 10637 | AAD | IEEE 802.11ac WiFi (160 MHz, MCS1, 90pc duty cycle)    | WLAN      | 8.79     | ±9.6                   |
| 10638 | AAD | IEEE 802.11ac WiFi (160 MHz, MCS2, 90pc duty cycle)    | WLAN      | 8.88     | ±9.6                   |
| 10639 | AAD | IEEE 802.11ac WiFi (160 MHz, MCS3, 90pc duty cycle)    | WLAN      | 8.85     | ±9.6                   |
| 10640 | AAD | IEEE 802.11ac WiFi (160 MHz, MCS4, 90pc duty cycle)    | WLAN      | 8.98     | ±9.6                   |
| 10641 | AAD | IEEE 802.11ac WiFi (160 MHz, MCS5, 90pc duty cycle)    | WLAN      | 9.08     | ±9.6                   |
| 10642 | AAD | IEEE 802.11ac WiFi (160 MHz, MCS6, 90pc duty cycle)    | WLAN      | 9.05     | ±9.6                   |
| 10643 | AAD | IEEE 802.11ac WiFi (160 MHz, MCS7, 90pc duty cycle)    | WLAN      | 8.89     | ±9.6                   |
| 10644 | AAD | IEEE 802.11ac WiFi (160 MHz, MCS8, 90pc duty cycle)    | WLAN      | 9.05     | ±9.6                   |
| 10645 | AAD | IEEE 802.11ac WiFi (160 MHz, MCS9, 90pc duty cycle)    | WLAN      | 9.11     | ±9.6                   |
| 10646 | AAH | LTE-TDD (SC-FDMA, 1 RB, 5 MHz, QPSK, UL Subframe=2,7)  | LTE-TDD   | 11.98    | ±9.6                   |
| 10647 | AAG | LTE-TDD (SC-FDMA, 1 RB, 20 MHz, QPSK, UL Subframe=2,7) | LTE-TDD   | 11.98    | ±9.6                   |
| 10648 | AAA | CDMA2000 (1x Advanced)                                 | CDMA2000  | 3.45     | ±9.6                   |
| 10652 | AAF | LTE-TDD (OFDMA, 5 MHz, E-TM 3.1, Clipping 44%)         | LTE-TDD   | 6.91     | ±9.6                   |
| 10653 | AAF | LTE-TDD (OFDMA, 10 MHz, E-TM 3.1, Clipping 44%)        | LTE-TDD   | 7.42     | ±9.6                   |
| 10654 | AAE | LTE-TDD (OFDMA, 15 MHz, E-TM 3.1, Clipping 44%)        | LTE-TDD   | 6.98     | ±9.6                   |
| 10655 | AAF | LTE-TDD (OFDMA, 20 MHz, E-TM 3.1, Clipping 44%)        | LTE-TDD   | 7.21     | ±9.6                   |
| 10658 | AAB | Pulse Waveform (200Hz, 10%)                            | Test      | 10.00    | ±9.6                   |
| 10659 | AAB | Pulse Waveform (200Hz, 20%)                            | Test      | 6.99     | ±9.6                   |
| 10660 | AAB | Pulse Waveform (200Hz, 40%)                            | Test      | 3.98     | ±9.6                   |
| 10661 | AAB | Pulse Waveform (200Hz, 60%)                            | Test      | 2.22     | ±9.6                   |
| 10662 | AAB | Pulse Waveform (200Hz, 80%)                            | Test      | 0.97     | ±9.6                   |
| 10670 | AAA | Bluetooth Low Energy                                   | Bluetooth | 2.19     | ±9.6                   |
| 10671 | AAC | IEEE 802.11ax (20 MHz, MCS0, 90pc duty cycle)          | WLAN      | 8.69     | ±9.6                   |
| 10672 | AAC | IEEE 802.11ax (20 MHz, MCS1, 90pc duty cycle)          | WLAN      | 8.57     | ±9.6                   |
| 10673 | AAC | IEEE 802.11ax (20 MHz, MCS2, 90pc duty cycle)          | WLAN      | 8.78     | ±9.6                   |
| 10674 | AAC | IEEE 802.11ax (20 MHz, MCS3, 90pc duty cycle)          | WLAN      | 8.74     | ±9.6                   |
| 10675 | AAC | IEEE 802.11ax (20 MHz, MCS4, 90pc duty cycle)          | WLAN      | 8.90     | ±9.6                   |
| 10676 | AAC | IEEE 802.11ax (20 MHz, MCS5, 90pc duty cycle)          | WLAN      | 8.77     | ±9.6                   |
| 10677 | AAC | IEEE 802.11ax (20 MHz, MCS6, 90pc duty cycle)          | WLAN      | 8.73     | ±9.6                   |
| 10678 | AAC | IEEE 802.11ax (20 MHz, MCS7, 90pc duty cycle)          | WLAN      | 8.78     | ±9.6                   |
| 10679 | AAC | IEEE 802.11ax (20 MHz, MCS8, 90pc duty cycle)          | WLAN      | 8.89     | ±9.6                   |
| 10680 | AAC | IEEE 802.11ax (20 MHz, MCS9, 90pc duty cycle)          | WLAN      | 8.80     | ±9.6                   |
| 10681 | AAC | IEEE 802.11ax (20 MHz, MCS10, 90pc duty cycle)         | WLAN      | 8.62     | ±9.6                   |
| 10682 | AAC | IEEE 802.11ax (20 MHz, MCS11, 90pc duty cycle)         | WLAN      | 8.83     | ±9.6                   |
| 10683 | AAC | IEEE 802.11ax (20 MHz, MCS0, 90pc duty cycle)          | WLAN      | 8.42     | ±9.6                   |
| 10684 | AAC | IEEE 802.11ax (20 MHz, MCS1, 90pc duty cycle)          | WLAN      | 8.26     | ±9.6                   |
| 10685 | AAC | IEEE 802.11ax (20 MHz, MCS2, 90pc duty cycle)          | WLAN      | 8.33     | ±9.6                   |
| 10686 | AAC | IEEE 802.11ax (20 MHz, MCS3, 90pc duty cycle)          | WLAN      | 8.28     | ±9.6                   |

EX3DV4 - SN:7681

November 21, 2022

| UID   | Rev | Communication System Name                      | Group | PAR (dB) | Unc <sup>2</sup> k = 2 |
|-------|-----|--|-------|----------|------------------------|
| 10687 | AAC | IEEE 802.11ax (20 MHz, MCS4, 99pc duty cycle)  | WLAN  | 8.45     | ±9.6                   |
| 10688 | AAC | IEEE 802.11ax (20 MHz, MCS5, 99pc duty cycle)  | WLAN  | 8.29     | ±9.6                   |
| 10689 | AAC | IEEE 802.11ax (20 MHz, MCS6, 99pc duty cycle)  | WLAN  | 8.55     | ±9.6                   |
| 10690 | AAC | IEEE 802.11ax (20 MHz, MCS7, 99pc duty cycle)  | WLAN  | 8.29     | ±9.6                   |
| 10691 | AAC | IEEE 802.11ax (20 MHz, MCS8, 99pc duty cycle)  | WLAN  | 8.25     | ±9.6                   |
| 10692 | AAC | IEEE 802.11ax (20 MHz, MCS9, 99pc duty cycle)  | WLAN  | 8.29     | ±9.6                   |
| 10693 | AAC | IEEE 802.11ax (20 MHz, MCS10, 99pc duty cycle) | WLAN  | 8.25     | ±9.6                   |
| 10694 | AAC | IEEE 802.11ax (20 MHz, MCS11, 99pc duty cycle) | WLAN  | 8.57     | ±9.6                   |
| 10695 | AAC | IEEE 802.11ax (40 MHz, MCS0, 90pc duty cycle)  | WLAN  | 8.78     | ±9.6                   |
| 10696 | AAC | IEEE 802.11ax (40 MHz, MCS1, 90pc duty cycle)  | WLAN  | 8.91     | ±9.6                   |
| 10697 | AAC | IEEE 802.11ax (40 MHz, MCS2, 90pc duty cycle)  | WLAN  | 8.61     | ±9.6                   |
| 10698 | AAC | IEEE 802.11ax (40 MHz, MCS3, 90pc duty cycle)  | WLAN  | 8.89     | ±9.6                   |
| 10699 | AAC | IEEE 802.11ax (40 MHz, MCS4, 90pc duty cycle)  | WLAN  | 8.82     | ±9.6                   |
| 10700 | AAC | IEEE 802.11ax (40 MHz, MCS5, 90pc duty cycle)  | WLAN  | 8.73     | ±9.6                   |
| 10701 | AAC | IEEE 802.11ax (40 MHz, MCS6, 90pc duty cycle)  | WLAN  | 8.86     | ±9.6                   |
| 10702 | AAC | IEEE 802.11ax (40 MHz, MCS7, 90pc duty cycle)  | WLAN  | 8.70     | ±9.6                   |
| 10703 | AAC | IEEE 802.11ax (40 MHz, MCS8, 90pc duty cycle)  | WLAN  | 8.82     | ±9.6                   |
| 10704 | AAC | IEEE 802.11ax (40 MHz, MCS9, 90pc duty cycle)  | WLAN  | 8.58     | ±9.6                   |
| 10705 | AAC | IEEE 802.11ax (40 MHz, MCS10, 90pc duty cycle) | WLAN  | 8.89     | ±9.6                   |
| 10706 | AAC | IEEE 802.11ax (40 MHz, MCS11, 90pc duty cycle) | WLAN  | 8.66     | ±9.6                   |
| 10707 | AAC | IEEE 802.11ax (40 MHz, MCS0, 89pc duty cycle)  | WLAN  | 8.32     | ±9.6                   |
| 10708 | AAC | IEEE 802.11ax (40 MHz, MCS1, 89pc duty cycle)  | WLAN  | 8.55     | ±9.6                   |
| 10709 | AAC | IEEE 802.11ax (40 MHz, MCS2, 89pc duty cycle)  | WLAN  | 8.33     | ±9.6                   |
| 10710 | AAC | IEEE 802.11ax (40 MHz, MCS3, 89pc duty cycle)  | WLAN  | 8.29     | ±9.6                   |
| 10711 | AAC | IEEE 802.11ax (40 MHz, MCS4, 89pc duty cycle)  | WLAN  | 8.39     | ±9.6                   |
| 10712 | AAC | IEEE 802.11ax (40 MHz, MCS5, 89pc duty cycle)  | WLAN  | 8.67     | ±9.6                   |
| 10713 | AAC | IEEE 802.11ax (40 MHz, MCS6, 89pc duty cycle)  | WLAN  | 8.33     | ±9.6                   |
| 10714 | AAC | IEEE 802.11ax (40 MHz, MCS7, 89pc duty cycle)  | WLAN  | 8.26     | ±9.6                   |
| 10715 | AAC | IEEE 802.11ax (40 MHz, MCS8, 89pc duty cycle)  | WLAN  | 8.45     | ±9.6                   |
| 10716 | AAC | IEEE 802.11ax (40 MHz, MCS9, 89pc duty cycle)  | WLAN  | 8.30     | ±9.6                   |
| 10717 | AAC | IEEE 802.11ax (40 MHz, MCS10, 89pc duty cycle) | WLAN  | 8.48     | ±9.6                   |
| 10718 | AAC | IEEE 802.11ax (40 MHz, MCS11, 89pc duty cycle) | WLAN  | 8.24     | ±9.6                   |
| 10719 | AAC | IEEE 802.11ax (80 MHz, MCS0, 90pc duty cycle)  | WLAN  | 8.81     | ±9.6                   |
| 10720 | AAC | IEEE 802.11ax (80 MHz, MCS1, 90pc duty cycle)  | WLAN  | 8.87     | ±9.6                   |
| 10721 | AAC | IEEE 802.11ax (80 MHz, MCS2, 90pc duty cycle)  | WLAN  | 8.76     | ±9.6                   |
| 10722 | AAC | IEEE 802.11ax (80 MHz, MCS3, 90pc duty cycle)  | WLAN  | 8.55     | ±9.6                   |
| 10723 | AAC | IEEE 802.11ax (80 MHz, MCS4, 90pc duty cycle)  | WLAN  | 8.70     | ±9.6                   |
| 10724 | AAC | IEEE 802.11ax (80 MHz, MCS5, 90pc duty cycle)  | WLAN  | 8.90     | ±9.6                   |
| 10725 | AAC | IEEE 802.11ax (80 MHz, MCS6, 90pc duty cycle)  | WLAN  | 8.74     | ±9.6                   |
| 10726 | AAC | IEEE 802.11ax (80 MHz, MCS7, 90pc duty cycle)  | WLAN  | 8.72     | ±9.6                   |
| 10727 | AAC | IEEE 802.11ax (80 MHz, MCS8, 90pc duty cycle)  | WLAN  | 8.66     | ±9.6                   |
| 10728 | AAC | IEEE 802.11ax (80 MHz, MCS9, 90pc duty cycle)  | WLAN  | 8.65     | ±9.6                   |
| 10729 | AAC | IEEE 802.11ax (80 MHz, MCS10, 90pc duty cycle) | WLAN  | 8.64     | ±9.6                   |
| 10730 | AAC | IEEE 802.11ax (80 MHz, MCS11, 90pc duty cycle) | WLAN  | 8.67     | ±9.6                   |
| 10731 | AAC | IEEE 802.11ax (80 MHz, MCS0, 89pc duty cycle)  | WLAN  | 8.42     | ±9.6                   |
| 10732 | AAC | IEEE 802.11ax (80 MHz, MCS1, 89pc duty cycle)  | WLAN  | 8.46     | ±9.6                   |
| 10733 | AAC | IEEE 802.11ax (80 MHz, MCS2, 89pc duty cycle)  | WLAN  | 8.40     | ±9.6                   |
| 10734 | AAC | IEEE 802.11ax (80 MHz, MCS3, 89pc duty cycle)  | WLAN  | 8.25     | ±9.6                   |
| 10735 | AAC | IEEE 802.11ax (80 MHz, MCS4, 89pc duty cycle)  | WLAN  | 8.33     | ±9.6                   |
| 10736 | AAC | IEEE 802.11ax (80 MHz, MCS5, 89pc duty cycle)  | WLAN  | 8.27     | ±9.6                   |
| 10737 | AAC | IEEE 802.11ax (80 MHz, MCS6, 89pc duty cycle)  | WLAN  | 8.38     | ±9.6                   |
| 10738 | AAC | IEEE 802.11ax (80 MHz, MCS7, 89pc duty cycle)  | WLAN  | 8.42     | ±9.6                   |
| 10739 | AAC | IEEE 802.11ax (80 MHz, MCS8, 89pc duty cycle)  | WLAN  | 8.29     | ±9.6                   |
| 10740 | AAC | IEEE 802.11ax (80 MHz, MCS9, 89pc duty cycle)  | WLAN  | 8.48     | ±9.6                   |
| 10741 | AAC | IEEE 802.11ax (80 MHz, MCS10, 89pc duty cycle) | WLAN  | 8.40     | ±9.6                   |
| 10742 | AAC | IEEE 802.11ax (80 MHz, MCS11, 89pc duty cycle) | WLAN  | 8.43     | ±9.6                   |
| 10743 | AAC | IEEE 802.11ax (160 MHz, MCS0, 90pc duty cycle) | WLAN  | 8.94     | ±9.6                   |
| 10744 | AAC | IEEE 802.11ax (160 MHz, MCS1, 90pc duty cycle) | WLAN  | 9.18     | ±9.6                   |
| 10745 | AAC | IEEE 802.11ax (160 MHz, MCS2, 90pc duty cycle) | WLAN  | 8.93     | ±9.6                   |
| 10746 | AAC | IEEE 802.11ax (160 MHz, MCS3, 90pc duty cycle) | WLAN  | 9.11     | ±9.6                   |
| 10747 | AAC | IEEE 802.11ax (160 MHz, MCS4, 90pc duty cycle) | WLAN  | 9.04     | ±9.6                   |
| 10748 | AAC | IEEE 802.11ax (160 MHz, MCS5, 90pc duty cycle) | WLAN  | 8.93     | ±9.6                   |
| 10749 | AAC | IEEE 802.11ax (160 MHz, MCS6, 90pc duty cycle) | WLAN  | 8.90     | ±9.6                   |
| 10750 | AAC | IEEE 802.11ax (160 MHz, MCS7, 90pc duty cycle) | WLAN  | 8.79     | ±9.6                   |
| 10751 | AAC | IEEE 802.11ax (160 MHz, MCS8, 90pc duty cycle) | WLAN  | 8.82     | ±9.6                   |
| 10752 | AAC | IEEE 802.11ax (160 MHz, MCS9, 90pc duty cycle) | WLAN  | 8.81     | ±9.6                   |



EX3DV4 - SN:7681

November 21, 2022

| UID   | Rev | Communication System Name                       | Group         | PAR (dB) | Unc <sup>k</sup> k = 2 |
|-------|-----|---|---------------|----------|------------------------|
| 10753 | AAC | IEEE 802.11ax (160 MHz, MCS10, 99pc duty cycle) | WLAN          | 9.00     | ±9.6                   |
| 10754 | AAC | IEEE 802.11ax (160 MHz, MCS11, 99pc duty cycle) | WLAN          | 8.94     | ±9.6                   |
| 10755 | AAC | IEEE 802.11ax (160 MHz, MCS0, 99pc duty cycle)  | WLAN          | 8.54     | ±9.6                   |
| 10756 | AAC | IEEE 802.11ax (160 MHz, MCS1, 99pc duty cycle)  | WLAN          | 8.77     | ±9.6                   |
| 10757 | AAC | IEEE 802.11ax (160 MHz, MCS2, 99pc duty cycle)  | WLAN          | 8.77     | ±9.6                   |
| 10758 | AAC | IEEE 802.11ax (160 MHz, MCS3, 99pc duty cycle)  | WLAN          | 8.69     | ±9.6                   |
| 10759 | AAC | IEEE 802.11ax (160 MHz, MCS4, 99pc duty cycle)  | WLAN          | 8.58     | ±9.6                   |
| 10760 | AAC | IEEE 802.11ax (160 MHz, MCS5, 99pc duty cycle)  | WLAN          | 8.49     | ±9.6                   |
| 10761 | AAC | IEEE 802.11ax (160 MHz, MCS6, 99pc duty cycle)  | WLAN          | 8.58     | ±9.6                   |
| 10762 | AAC | IEEE 802.11ax (160 MHz, MCS7, 99pc duty cycle)  | WLAN          | 8.49     | ±9.6                   |
| 10763 | AAC | IEEE 802.11ax (160 MHz, MCS8, 99pc duty cycle)  | WLAN          | 8.53     | ±9.6                   |
| 10764 | AAC | IEEE 802.11ax (160 MHz, MCS9, 99pc duty cycle)  | WLAN          | 8.54     | ±9.6                   |
| 10765 | AAC | IEEE 802.11ax (160 MHz, MCS10, 99pc duty cycle) | WLAN          | 8.54     | ±9.6                   |
| 10766 | AAC | IEEE 802.11ax (160 MHz, MCS11, 99pc duty cycle) | WLAN          | 8.51     | ±9.6                   |
| 10767 | AAE | 5G NR (CP-OFDM, 1 RB, 5 MHz, QPSK, 15 kHz)      | 5G NR FR1 TDD | 7.99     | ±9.6                   |
| 10768 | AAD | 5G NR (CP-OFDM, 1 RB, 10 MHz, QPSK, 15 kHz)     | 5G NR FR1 TDD | 8.01     | ±9.6                   |
| 10769 | AAD | 5G NR (CP-OFDM, 1 RB, 15 MHz, QPSK, 15 kHz)     | 5G NR FR1 TDD | 8.01     | ±9.6                   |
| 10770 | AAD | 5G NR (CP-OFDM, 1 RB, 20 MHz, QPSK, 15 kHz)     | 5G NR FR1 TDD | 8.02     | ±9.6                   |
| 10771 | AAD | 5G NR (CP-OFDM, 1 RB, 25 MHz, QPSK, 15 kHz)     | 5G NR FR1 TDD | 8.02     | ±9.6                   |
| 10772 | AAD | 5G NR (CP-OFDM, 1 RB, 30 MHz, QPSK, 15 kHz)     | 5G NR FR1 TDD | 8.23     | ±9.6                   |
| 10773 | AAD | 5G NR (CP-OFDM, 1 RB, 40 MHz, QPSK, 15 kHz)     | 5G NR FR1 TDD | 8.03     | ±9.6                   |
| 10774 | AAD | 5G NR (CP-OFDM, 1 RB, 50 MHz, QPSK, 15 kHz)     | 5G NR FR1 TDD | 8.02     | ±9.6                   |
| 10775 | AAD | 5G NR (CP-OFDM, 50% RB, 5 MHz, QPSK, 15 kHz)    | 5G NR FR1 TDD | 8.31     | ±9.6                   |
| 10776 | AAD | 5G NR (CP-OFDM, 50% RB, 10 MHz, QPSK, 15 kHz)   | 5G NR FR1 TDD | 8.30     | ±9.6                   |
| 10777 | AAC | 5G NR (CP-OFDM, 50% RB, 15 MHz, QPSK, 15 kHz)   | 5G NR FR1 TDD | 8.30     | ±9.6                   |
| 10778 | AAD | 5G NR (CP-OFDM, 50% RB, 20 MHz, QPSK, 15 kHz)   | 5G NR FR1 TDD | 8.34     | ±9.6                   |
| 10779 | AAC | 5G NR (CP-OFDM, 50% RB, 25 MHz, QPSK, 15 kHz)   | 5G NR FR1 TDD | 8.42     | ±9.6                   |
| 10780 | AAD | 5G NR (CP-OFDM, 50% RB, 30 MHz, QPSK, 15 kHz)   | 5G NR FR1 TDD | 8.38     | ±9.6                   |
| 10781 | AAD | 5G NR (CP-OFDM, 50% RB, 40 MHz, QPSK, 15 kHz)   | 5G NR FR1 TDD | 8.38     | ±9.6                   |
| 10782 | AAD | 5G NR (CP-OFDM, 50% RB, 50 MHz, QPSK, 15 kHz)   | 5G NR FR1 TDD | 8.43     | ±9.6                   |
| 10783 | AAE | 5G NR (CP-OFDM, 100% RB, 5 MHz, QPSK, 15 kHz)   | 5G NR FR1 TDD | 8.31     | ±9.6                   |
| 10784 | AAD | 5G NR (CP-OFDM, 100% RB, 10 MHz, QPSK, 15 kHz)  | 5G NR FR1 TDD | 8.29     | ±9.6                   |
| 10785 | AAD | 5G NR (CP-OFDM, 100% RB, 15 MHz, QPSK, 15 kHz)  | 5G NR FR1 TDD | 8.40     | ±9.6                   |
| 10786 | AAD | 5G NR (CP-OFDM, 100% RB, 20 MHz, QPSK, 15 kHz)  | 5G NR FR1 TDD | 8.35     | ±9.6                   |
| 10787 | AAD | 5G NR (CP-OFDM, 100% RB, 25 MHz, QPSK, 15 kHz)  | 5G NR FR1 TDD | 8.44     | ±9.6                   |
| 10788 | AAD | 5G NR (CP-OFDM, 100% RB, 30 MHz, QPSK, 15 kHz)  | 5G NR FR1 TDD | 8.39     | ±9.6                   |
| 10789 | AAD | 5G NR (CP-OFDM, 100% RB, 40 MHz, QPSK, 15 kHz)  | 5G NR FR1 TDD | 8.37     | ±9.6                   |
| 10790 | AAD | 5G NR (CP-OFDM, 100% RB, 50 MHz, QPSK, 15 kHz)  | 5G NR FR1 TDD | 8.39     | ±9.6                   |
| 10791 | AAE | 5G NR (CP-OFDM, 1 RB, 5 MHz, QPSK, 30 kHz)      | 5G NR FR1 TDD | 7.83     | ±9.6                   |
| 10792 | AAD | 5G NR (CP-OFDM, 1 RB, 10 MHz, QPSK, 30 kHz)     | 5G NR FR1 TDD | 7.92     | ±9.6                   |
| 10793 | AAD | 5G NR (CP-OFDM, 1 RB, 15 MHz, QPSK, 30 kHz)     | 5G NR FR1 TDD | 7.95     | ±9.6                   |
| 10794 | AAD | 5G NR (CP-OFDM, 1 RB, 20 MHz, QPSK, 30 kHz)     | 5G NR FR1 TDD | 7.82     | ±9.6                   |
| 10795 | AAD | 5G NR (CP-OFDM, 1 RB, 25 MHz, QPSK, 30 kHz)     | 5G NR FR1 TDD | 7.84     | ±9.6                   |
| 10796 | AAD | 5G NR (CP-OFDM, 1 RB, 30 MHz, QPSK, 30 kHz)     | 5G NR FR1 TDD | 7.82     | ±9.6                   |
| 10797 | AAD | 5G NR (CP-OFDM, 1 RB, 40 MHz, QPSK, 30 kHz)     | 5G NR FR1 TDD | 8.01     | ±9.6                   |
| 10798 | AAD | 5G NR (CP-OFDM, 1 RB, 50 MHz, QPSK, 30 kHz)     | 5G NR FR1 TDD | 7.89     | ±9.6                   |
| 10799 | AAD | 5G NR (CP-OFDM, 1 RB, 60 MHz, QPSK, 30 kHz)     | 5G NR FR1 TDD | 7.93     | ±9.6                   |
| 10801 | AAD | 5G NR (CP-OFDM, 1 RB, 80 MHz, QPSK, 30 kHz)     | 5G NR FR1 TDD | 7.89     | ±9.6                   |
| 10802 | AAD | 5G NR (CP-OFDM, 1 RB, 90 MHz, QPSK, 30 kHz)     | 5G NR FR1 TDD | 7.87     | ±9.6                   |
| 10803 | AAD | 5G NR (CP-OFDM, 1 RB, 100 MHz, QPSK, 30 kHz)    | 5G NR FR1 TDD | 7.93     | ±9.6                   |
| 10805 | AAD | 5G NR (CP-OFDM, 50% RB, 10 MHz, QPSK, 30 kHz)   | 5G NR FR1 TDD | 8.34     | ±9.6                   |
| 10806 | AAD | 5G NR (CP-OFDM, 50% RB, 15 MHz, QPSK, 30 kHz)   | 5G NR FR1 TDD | 8.37     | ±9.6                   |
| 10809 | AAD | 5G NR (CP-OFDM, 50% RB, 30 MHz, QPSK, 30 kHz)   | 5G NR FR1 TDD | 8.34     | ±9.6                   |
| 10810 | AAD | 5G NR (CP-OFDM, 50% RB, 40 MHz, QPSK, 30 kHz)   | 5G NR FR1 TDD | 8.34     | ±9.6                   |
| 10812 | AAD | 5G NR (CP-OFDM, 50% RB, 60 MHz, QPSK, 30 kHz)   | 5G NR FR1 TDD | 8.35     | ±9.6                   |
| 10817 | AAE | 5G NR (CP-OFDM, 100% RB, 5 MHz, QPSK, 30 kHz)   | 5G NR FR1 TDD | 8.35     | ±9.6                   |
| 10818 | AAD | 5G NR (CP-OFDM, 100% RB, 10 MHz, QPSK, 30 kHz)  | 5G NR FR1 TDD | 8.34     | ±9.6                   |
| 10819 | AAD | 5G NR (CP-OFDM, 100% RB, 15 MHz, QPSK, 30 kHz)  | 5G NR FR1 TDD | 8.33     | ±9.6                   |
| 10820 | AAD | 5G NR (CP-OFDM, 100% RB, 20 MHz, QPSK, 30 kHz)  | 5G NR FR1 TDD | 8.30     | ±9.6                   |
| 10821 | AAD | 5G NR (CP-OFDM, 100% RB, 25 MHz, QPSK, 30 kHz)  | 5G NR FR1 TDD | 8.41     | ±9.6                   |
| 10822 | AAD | 5G NR (CP-OFDM, 100% RB, 30 MHz, QPSK, 30 kHz)  | 5G NR FR1 TDD | 8.41     | ±9.6                   |
| 10823 | AAD | 5G NR (CP-OFDM, 100% RB, 40 MHz, QPSK, 30 kHz)  | 5G NR FR1 TDD | 8.36     | ±9.6                   |
| 10824 | AAD | 5G NR (CP-OFDM, 100% RB, 50 MHz, QPSK, 30 kHz)  | 5G NR FR1 TDD | 8.39     | ±9.6                   |
| 10825 | AAD | 5G NR (CP-OFDM, 100% RB, 60 MHz, QPSK, 30 kHz)  | 5G NR FR1 TDD | 8.41     | ±9.6                   |
| 10827 | AAD | 5G NR (CP-OFDM, 100% RB, 80 MHz, QPSK, 30 kHz)  | 5G NR FR1 TDD | 8.42     | ±9.6                   |
| 10828 | AAD | 5G NR (CP-OFDM, 100% RB, 90 MHz, QPSK, 30 kHz)  | 5G NR FR1 TDD | 8.43     | ±9.6                   |



EX3DV4 - SN:7681

November 21, 2022

| UID   | Rev | Communication System Name                           | Group         | PAR (dB) | Unc <sup>±</sup> k = 2 |
|-------|-----|---|---------------|----------|------------------------|
| 10829 | AAD | 5G NR (CP-OFDM, 100% RB, 100MHz, QPSK, 30 kHz)      | 5G NR FR1 TDD | 8.40     | ±9.6                   |
| 10830 | AAD | 5G NR (CP-OFDM, 1 RB, 10MHz, QPSK, 60 kHz)          | 5G NR FR1 TDD | 7.63     | ±9.6                   |
| 10831 | AAD | 5G NR (CP-OFDM, 1 RB, 15MHz, QPSK, 60 kHz)          | 5G NR FR1 TDD | 7.73     | ±9.6                   |
| 10832 | AAD | 5G NR (CP-OFDM, 1 RB, 20MHz, QPSK, 60 kHz)          | 5G NR FR1 TDD | 7.74     | ±9.6                   |
| 10833 | AAD | 5G NR (CP-OFDM, 1 RB, 25MHz, QPSK, 60 kHz)          | 5G NR FR1 TDD | 7.70     | ±9.6                   |
| 10834 | AAD | 5G NR (CP-OFDM, 1 RB, 30MHz, QPSK, 60 kHz)          | 5G NR FR1 TDD | 7.75     | ±9.6                   |
| 10835 | AAD | 5G NR (CP-OFDM, 1 RB, 40MHz, QPSK, 60 kHz)          | 5G NR FR1 TDD | 7.70     | ±9.6                   |
| 10836 | AAD | 5G NR (CP-OFDM, 1 RB, 50MHz, QPSK, 60 kHz)          | 5G NR FR1 TDD | 7.66     | ±9.6                   |
| 10837 | AAD | 5G NR (CP-OFDM, 1 RB, 60MHz, QPSK, 60 kHz)          | 5G NR FR1 TDD | 7.66     | ±9.6                   |
| 10839 | AAD | 5G NR (CP-OFDM, 1 RB, 80MHz, QPSK, 60 kHz)          | 5G NR FR1 TDD | 7.70     | ±9.6                   |
| 10840 | AAD | 5G NR (CP-OFDM, 1 RB, 90MHz, QPSK, 60 kHz)          | 5G NR FR1 TDD | 7.67     | ±9.6                   |
| 10841 | AAD | 5G NR (CP-OFDM, 1 RB, 100MHz, QPSK, 60 kHz)         | 5G NR FR1 TDD | 7.71     | ±9.6                   |
| 10843 | AAD | 5G NR (CP-OFDM, 50% RB, 15MHz, QPSK, 60 kHz)        | 5G NR FR1 TDD | 8.49     | ±9.6                   |
| 10844 | AAD | 5G NR (CP-OFDM, 50% RB, 20MHz, QPSK, 60 kHz)        | 5G NR FR1 TDD | 8.34     | ±9.6                   |
| 10846 | AAD | 5G NR (CP-OFDM, 50% RB, 30MHz, QPSK, 60 kHz)        | 5G NR FR1 TDD | 8.41     | ±9.6                   |
| 10854 | AAD | 5G NR (CP-OFDM, 100% RB, 10MHz, QPSK, 60 kHz)       | 5G NR FR1 TDD | 8.34     | ±9.6                   |
| 10855 | AAD | 5G NR (CP-OFDM, 100% RB, 15MHz, QPSK, 60 kHz)       | 5G NR FR1 TDD | 8.36     | ±9.6                   |
| 10856 | AAD | 5G NR (CP-OFDM, 100% RB, 20MHz, QPSK, 60 kHz)       | 5G NR FR1 TDD | 8.37     | ±9.6                   |
| 10857 | AAD | 5G NR (CP-OFDM, 100% RB, 25MHz, QPSK, 60 kHz)       | 5G NR FR1 TDD | 8.35     | ±9.6                   |
| 10858 | AAD | 5G NR (CP-OFDM, 100% RB, 30MHz, QPSK, 60 kHz)       | 5G NR FR1 TDD | 8.36     | ±9.6                   |
| 10859 | AAD | 5G NR (CP-OFDM, 100% RB, 40MHz, QPSK, 60 kHz)       | 5G NR FR1 TDD | 8.34     | ±9.6                   |
| 10860 | AAD | 5G NR (CP-OFDM, 100% RB, 50MHz, QPSK, 60 kHz)       | 5G NR FR1 TDD | 8.41     | ±9.6                   |
| 10861 | AAD | 5G NR (CP-OFDM, 100% RB, 60MHz, QPSK, 60 kHz)       | 5G NR FR1 TDD | 8.40     | ±9.6                   |
| 10863 | AAD | 5G NR (CP-OFDM, 100% RB, 80MHz, QPSK, 60 kHz)       | 5G NR FR1 TDD | 8.41     | ±9.6                   |
| 10864 | AAD | 5G NR (CP-OFDM, 100% RB, 90MHz, QPSK, 60 kHz)       | 5G NR FR1 TDD | 8.37     | ±9.6                   |
| 10865 | AAD | 5G NR (CP-OFDM, 100% RB, 100MHz, QPSK, 60 kHz)      | 5G NR FR1 TDD | 8.41     | ±9.6                   |
| 10868 | AAD | 5G NR (DFT-s-OFDM, 1 RB, 100MHz, QPSK, 30 kHz)      | 5G NR FR1 TDD | 5.68     | ±9.6                   |
| 10868 | AAD | 5G NR (DFT-s-OFDM, 100% RB, 100MHz, QPSK, 30 kHz)   | 5G NR FR1 TDD | 5.68     | ±9.6                   |
| 10868 | AAE | 5G NR (DFT-s-OFDM, 1 RB, 100MHz, QPSK, 120 kHz)     | 5G NR FR2 TDD | 5.75     | ±9.6                   |
| 10870 | AAE | 5G NR (DFT-s-OFDM, 100% RB, 100MHz, QPSK, 120 kHz)  | 5G NR FR2 TDD | 5.80     | ±9.6                   |
| 10871 | AAE | 5G NR (DFT-s-OFDM, 1 RB, 100MHz, 16QAM, 120 kHz)    | 5G NR FR2 TDD | 5.75     | ±9.6                   |
| 10872 | AAE | 5G NR (DFT-s-OFDM, 100% RB, 100MHz, 16QAM, 120 kHz) | 5G NR FR2 TDD | 5.52     | ±9.6                   |
| 10873 | AAE | 5G NR (DFT-s-OFDM, 1 RB, 100MHz, 64QAM, 120 kHz)    | 5G NR FR2 TDD | 6.61     | ±9.6                   |
| 10874 | AAE | 5G NR (DFT-s-OFDM, 100% RB, 100MHz, 64QAM, 120 kHz) | 5G NR FR2 TDD | 6.65     | ±9.6                   |
| 10875 | AAE | 5G NR (CP-OFDM, 1 RB, 100MHz, QPSK, 120 kHz)        | 5G NR FR2 TDD | 7.78     | ±9.6                   |
| 10876 | AAE | 5G NR (CP-OFDM, 100% RB, 100MHz, QPSK, 120 kHz)     | 5G NR FR2 TDD | 8.39     | ±9.6                   |
| 10877 | AAE | 5G NR (CP-OFDM, 1 RB, 100MHz, 16QAM, 120 kHz)       | 5G NR FR2 TDD | 7.95     | ±9.6                   |
| 10878 | AAE | 5G NR (CP-OFDM, 100% RB, 100MHz, 16QAM, 120 kHz)    | 5G NR FR2 TDD | 8.41     | ±9.6                   |
| 10879 | AAE | 5G NR (CP-OFDM, 1 RB, 100MHz, 64QAM, 120 kHz)       | 5G NR FR2 TDD | 8.12     | ±9.6                   |
| 10880 | AAE | 5G NR (CP-OFDM, 100% RB, 100MHz, 64QAM, 120 kHz)    | 5G NR FR2 TDD | 8.38     | ±9.6                   |
| 10881 | AAE | 5G NR (DFT-s-OFDM, 1 RB, 50MHz, QPSK, 120 kHz)      | 5G NR FR2 TDD | 5.75     | ±9.6                   |
| 10882 | AAE | 5G NR (DFT-s-OFDM, 100% RB, 50MHz, QPSK, 120 kHz)   | 5G NR FR2 TDD | 5.96     | ±9.6                   |
| 10883 | AAE | 5G NR (DFT-s-OFDM, 1 RB, 50MHz, 16QAM, 120 kHz)     | 5G NR FR2 TDD | 6.57     | ±9.6                   |
| 10884 | AAE | 5G NR (DFT-s-OFDM, 100% RB, 50MHz, 16QAM, 120 kHz)  | 5G NR FR2 TDD | 6.53     | ±9.6                   |
| 10885 | AAE | 5G NR (DFT-s-OFDM, 1 RB, 50MHz, 64QAM, 120 kHz)     | 5G NR FR2 TDD | 6.61     | ±9.6                   |
| 10886 | AAE | 5G NR (DFT-s-OFDM, 100% RB, 50MHz, 64QAM, 120 kHz)  | 5G NR FR2 TDD | 6.65     | ±9.6                   |
| 10887 | AAE | 5G NR (CP-OFDM, 1 RB, 50MHz, QPSK, 120 kHz)         | 5G NR FR2 TDD | 7.78     | ±9.6                   |
| 10888 | AAE | 5G NR (CP-OFDM, 100% RB, 50MHz, QPSK, 120 kHz)      | 5G NR FR2 TDD | 8.35     | ±9.6                   |
| 10889 | AAE | 5G NR (CP-OFDM, 1 RB, 50MHz, 16QAM, 120 kHz)        | 5G NR FR2 TDD | 8.02     | ±9.6                   |
| 10890 | AAE | 5G NR (CP-OFDM, 100% RB, 50MHz, 16QAM, 120 kHz)     | 5G NR FR2 TDD | 8.40     | ±9.6                   |
| 10891 | AAE | 5G NR (CP-OFDM, 1 RB, 50MHz, 64QAM, 120 kHz)        | 5G NR FR2 TDD | 8.13     | ±9.6                   |
| 10892 | AAE | 5G NR (CP-OFDM, 100% RB, 50MHz, 64QAM, 120 kHz)     | 5G NR FR2 TDD | 8.41     | ±9.6                   |
| 10897 | AAC | 5G NR (DFT-s-OFDM, 1 RB, 5MHz, QPSK, 30 kHz)        | 5G NR FR1 TDD | 5.66     | ±9.6                   |
| 10898 | AAB | 5G NR (DFT-s-OFDM, 1 RB, 10MHz, QPSK, 30 kHz)       | 5G NR FR1 TDD | 5.67     | ±9.6                   |
| 10899 | AAB | 5G NR (DFT-s-OFDM, 1 RB, 15MHz, QPSK, 30 kHz)       | 5G NR FR1 TDD | 5.67     | ±9.6                   |
| 10900 | AAB | 5G NR (DFT-s-OFDM, 1 RB, 20MHz, QPSK, 30 kHz)       | 5G NR FR1 TDD | 5.68     | ±9.6                   |
| 10901 | AAB | 5G NR (DFT-s-OFDM, 1 RB, 25MHz, QPSK, 30 kHz)       | 5G NR FR1 TDD | 5.68     | ±9.6                   |
| 10902 | AAB | 5G NR (DFT-s-OFDM, 1 RB, 30MHz, QPSK, 30 kHz)       | 5G NR FR1 TDD | 5.68     | ±9.6                   |
| 10903 | AAB | 5G NR (DFT-s-OFDM, 1 RB, 40MHz, QPSK, 30 kHz)       | 5G NR FR1 TDD | 5.68     | ±9.6                   |
| 10904 | AAB | 5G NR (DFT-s-OFDM, 1 RB, 50MHz, QPSK, 30 kHz)       | 5G NR FR1 TDD | 5.68     | ±9.6                   |
| 10905 | AAB | 5G NR (DFT-s-OFDM, 1 RB, 60MHz, QPSK, 30 kHz)       | 5G NR FR1 TDD | 5.68     | ±9.6                   |
| 10906 | AAB | 5G NR (DFT-s-OFDM, 1 RB, 80MHz, QPSK, 30 kHz)       | 5G NR FR1 TDD | 5.68     | ±9.6                   |
| 10907 | AAC | 5G NR (DFT-s-OFDM, 50% RB, 5MHz, QPSK, 30 kHz)      | 5G NR FR1 TDD | 5.78     | ±9.6                   |
| 10908 | AAB | 5G NR (DFT-s-OFDM, 50% RB, 10MHz, QPSK, 30 kHz)     | 5G NR FR1 TDD | 5.83     | ±9.6                   |
| 10908 | AAB | 5G NR (DFT-s-OFDM, 50% RB, 15MHz, QPSK, 30 kHz)     | 5G NR FR1 TDD | 5.86     | ±9.6                   |
| 10910 | AAB | 5G NR (DFT-s-OFDM, 50% RB, 20MHz, QPSK, 30 kHz)     | 5G NR FR1 TDD | 5.83     | ±9.6                   |

EX3DV4 - SN:7681

November 21, 2022

| UID   | Rev | Communication System Name                           | Group         | PAR (dB) | Unc <sup>k</sup> k = 2 |
|-------|-----|---|---------------|----------|------------------------|
| 10911 | AAB | 5G NR (DFT-s-OFDM, 50% RB, 25 MHz, QPSK, 30 kHz)    | 5G NR FR1 TDD | 5.93     | ±9.6                   |
| 10912 | AAB | 5G NR (DFT-s-OFDM, 50% RB, 30 MHz, QPSK, 30 kHz)    | 5G NR FR1 TDD | 5.84     | ±9.6                   |
| 10913 | AAB | 5G NR (DFT-s-OFDM, 50% RB, 40 MHz, QPSK, 30 kHz)    | 5G NR FR1 TDD | 5.84     | ±9.6                   |
| 10914 | AAB | 5G NR (DFT-s-OFDM, 50% RB, 50 MHz, QPSK, 30 kHz)    | 5G NR FR1 TDD | 5.85     | ±9.6                   |
| 10915 | AAB | 5G NR (DFT-s-OFDM, 50% RB, 60 MHz, QPSK, 30 kHz)    | 5G NR FR1 TDD | 5.83     | ±9.6                   |
| 10916 | AAB | 5G NR (DFT-s-OFDM, 50% RB, 80 MHz, QPSK, 30 kHz)    | 5G NR FR1 TDD | 5.87     | ±9.6                   |
| 10917 | AAB | 5G NR (DFT-s-OFDM, 50% RB, 100 MHz, QPSK, 30 kHz)   | 5G NR FR1 TDD | 5.94     | ±9.6                   |
| 10918 | AAC | 5G NR (DFT-s-OFDM, 100% RB, 5 MHz, QPSK, 30 kHz)    | 5G NR FR1 TDD | 5.86     | ±9.6                   |
| 10919 | AAB | 5G NR (DFT-s-OFDM, 100% RB, 10 MHz, QPSK, 30 kHz)   | 5G NR FR1 TDD | 5.86     | ±9.6                   |
| 10920 | AAB | 5G NR (DFT-s-OFDM, 100% RB, 15 MHz, QPSK, 30 kHz)   | 5G NR FR1 TDD | 5.87     | ±9.6                   |
| 10921 | AAB | 5G NR (DFT-s-OFDM, 100% RB, 20 MHz, QPSK, 30 kHz)   | 5G NR FR1 TDD | 5.84     | ±9.6                   |
| 10922 | AAB | 5G NR (DFT-s-OFDM, 100% RB, 25 MHz, QPSK, 30 kHz)   | 5G NR FR1 TDD | 5.82     | ±9.6                   |
| 10923 | AAB | 5G NR (DFT-s-OFDM, 100% RB, 30 MHz, QPSK, 30 kHz)   | 5G NR FR1 TDD | 5.84     | ±9.6                   |
| 10924 | AAB | 5G NR (DFT-s-OFDM, 100% RB, 40 MHz, QPSK, 30 kHz)   | 5G NR FR1 TDD | 5.84     | ±9.6                   |
| 10925 | AAB | 5G NR (DFT-s-OFDM, 100% RB, 50 MHz, QPSK, 30 kHz)   | 5G NR FR1 TDD | 5.95     | ±9.6                   |
| 10926 | AAB | 5G NR (DFT-s-OFDM, 100% RB, 60 MHz, QPSK, 30 kHz)   | 5G NR FR1 TDD | 5.84     | ±9.6                   |
| 10927 | AAB | 5G NR (DFT-s-OFDM, 100% RB, 80 MHz, QPSK, 30 kHz)   | 5G NR FR1 TDD | 5.94     | ±9.6                   |
| 10928 | AAC | 5G NR (DFT-s-OFDM, 1 RB, 5 MHz, QPSK, 15 kHz)       | 5G NR FR1 FDD | 5.52     | ±9.6                   |
| 10929 | AAC | 5G NR (DFT-s-OFDM, 1 RB, 10 MHz, QPSK, 15 kHz)      | 5G NR FR1 FDD | 5.52     | ±9.6                   |
| 10930 | AAC | 5G NR (DFT-s-OFDM, 1 RB, 15 MHz, QPSK, 15 kHz)      | 5G NR FR1 FDD | 5.52     | ±9.6                   |
| 10931 | AAC | 5G NR (DFT-s-OFDM, 1 RB, 20 MHz, QPSK, 15 kHz)      | 5G NR FR1 FDD | 5.51     | ±9.6                   |
| 10932 | AAC | 5G NR (DFT-s-OFDM, 1 RB, 25 MHz, QPSK, 15 kHz)      | 5G NR FR1 FDD | 5.51     | ±9.6                   |
| 10933 | AAC | 5G NR (DFT-s-OFDM, 1 RB, 30 MHz, QPSK, 15 kHz)      | 5G NR FR1 FDD | 5.51     | ±9.6                   |
| 10934 | AAC | 5G NR (DFT-s-OFDM, 1 RB, 40 MHz, QPSK, 15 kHz)      | 5G NR FR1 FDD | 5.51     | ±9.6                   |
| 10935 | AAD | 5G NR (DFT-s-OFDM, 1 RB, 50 MHz, QPSK, 15 kHz)      | 5G NR FR1 FDD | 5.51     | ±9.6                   |
| 10936 | AAC | 5G NR (DFT-s-OFDM, 50% RB, 5 MHz, QPSK, 15 kHz)     | 5G NR FR1 FDD | 5.90     | ±9.6                   |
| 10937 | AAC | 5G NR (DFT-s-OFDM, 50% RB, 10 MHz, QPSK, 15 kHz)    | 5G NR FR1 FDD | 5.77     | ±9.6                   |
| 10938 | AAC | 5G NR (DFT-s-OFDM, 50% RB, 15 MHz, QPSK, 15 kHz)    | 5G NR FR1 FDD | 5.90     | ±9.6                   |
| 10938 | AAC | 5G NR (DFT-s-OFDM, 50% RB, 20 MHz, QPSK, 15 kHz)    | 5G NR FR1 FDD | 5.82     | ±9.6                   |
| 10940 | AAC | 5G NR (DFT-s-OFDM, 50% RB, 25 MHz, QPSK, 15 kHz)    | 5G NR FR1 FDD | 5.89     | ±9.6                   |
| 10941 | AAC | 5G NR (DFT-s-OFDM, 50% RB, 30 MHz, QPSK, 15 kHz)    | 5G NR FR1 FDD | 5.83     | ±9.6                   |
| 10942 | AAC | 5G NR (DFT-s-OFDM, 50% RB, 40 MHz, QPSK, 15 kHz)    | 5G NR FR1 FDD | 5.85     | ±9.6                   |
| 10943 | AAD | 5G NR (DFT-s-OFDM, 50% RB, 50 MHz, QPSK, 15 kHz)    | 5G NR FR1 FDD | 5.95     | ±9.6                   |
| 10944 | AAC | 5G NR (DFT-s-OFDM, 100% RB, 5 MHz, QPSK, 15 kHz)    | 5G NR FR1 FDD | 5.81     | ±9.6                   |
| 10945 | AAC | 5G NR (DFT-s-OFDM, 100% RB, 10 MHz, QPSK, 15 kHz)   | 5G NR FR1 FDD | 5.85     | ±9.6                   |
| 10946 | AAC | 5G NR (DFT-s-OFDM, 100% RB, 15 MHz, QPSK, 15 kHz)   | 5G NR FR1 FDD | 5.83     | ±9.6                   |
| 10947 | AAC | 5G NR (DFT-s-OFDM, 100% RB, 20 MHz, QPSK, 15 kHz)   | 5G NR FR1 FDD | 5.87     | ±9.6                   |
| 10948 | AAC | 5G NR (DFT-s-OFDM, 100% RB, 25 MHz, QPSK, 15 kHz)   | 5G NR FR1 FDD | 5.94     | ±9.6                   |
| 10949 | AAC | 5G NR (DFT-s-OFDM, 100% RB, 30 MHz, QPSK, 15 kHz)   | 5G NR FR1 FDD | 5.87     | ±9.6                   |
| 10950 | AAC | 5G NR (DFT-s-OFDM, 100% RB, 40 MHz, QPSK, 15 kHz)   | 5G NR FR1 FDD | 5.94     | ±9.6                   |
| 10951 | AAD | 5G NR (DFT-s-OFDM, 100% RB, 50 MHz, QPSK, 15 kHz)   | 5G NR FR1 FDD | 5.92     | ±9.6                   |
| 10952 | AAA | 5G NR DL (CP-OFDM, TM 3.1, 5 MHz, 64-QAM, 15 kHz)   | 5G NR FR1 FDD | 8.25     | ±9.6                   |
| 10953 | AAA | 5G NR DL (CP-OFDM, TM 3.1, 10 MHz, 64-QAM, 15 kHz)  | 5G NR FR1 FDD | 8.15     | ±9.6                   |
| 10954 | AAA | 5G NR DL (CP-OFDM, TM 3.1, 15 MHz, 64-QAM, 15 kHz)  | 5G NR FR1 FDD | 8.23     | ±9.6                   |
| 10955 | AAA | 5G NR DL (CP-OFDM, TM 3.1, 20 MHz, 64-QAM, 15 kHz)  | 5G NR FR1 FDD | 8.42     | ±9.6                   |
| 10956 | AAA | 5G NR DL (CP-OFDM, TM 3.1, 5 MHz, 64-QAM, 30 kHz)   | 5G NR FR1 FDD | 8.14     | ±9.6                   |
| 10957 | AAA | 5G NR DL (CP-OFDM, TM 3.1, 10 MHz, 64-QAM, 30 kHz)  | 5G NR FR1 FDD | 8.31     | ±9.6                   |
| 10958 | AAA | 5G NR DL (CP-OFDM, TM 3.1, 15 MHz, 64-QAM, 30 kHz)  | 5G NR FR1 FDD | 8.61     | ±9.6                   |
| 10959 | AAA | 5G NR DL (CP-OFDM, TM 3.1, 20 MHz, 64-QAM, 30 kHz)  | 5G NR FR1 FDD | 8.33     | ±9.6                   |
| 10960 | AAC | 5G NR DL (CP-OFDM, TM 3.1, 5 MHz, 64-QAM, 15 kHz)   | 5G NR FR1 TDD | 9.32     | ±9.6                   |
| 10961 | AAB | 5G NR DL (CP-OFDM, TM 3.1, 10 MHz, 64-QAM, 15 kHz)  | 5G NR FR1 TDD | 9.36     | ±9.6                   |
| 10962 | AAB | 5G NR DL (CP-OFDM, TM 3.1, 15 MHz, 64-QAM, 15 kHz)  | 5G NR FR1 TDD | 9.40     | ±9.6                   |
| 10963 | AAB | 5G NR DL (CP-OFDM, TM 3.1, 20 MHz, 64-QAM, 15 kHz)  | 5G NR FR1 TDD | 9.55     | ±9.6                   |
| 10964 | AAC | 5G NR DL (CP-OFDM, TM 3.1, 5 MHz, 64-QAM, 30 kHz)   | 5G NR FR1 TDD | 9.29     | ±9.6                   |
| 10965 | AAB | 5G NR DL (CP-OFDM, TM 3.1, 10 MHz, 64-QAM, 30 kHz)  | 5G NR FR1 TDD | 9.37     | ±9.6                   |
| 10966 | AAB | 5G NR DL (CP-OFDM, TM 3.1, 15 MHz, 64-QAM, 30 kHz)  | 5G NR FR1 TDD | 9.55     | ±9.6                   |
| 10967 | AAB | 5G NR DL (CP-OFDM, TM 3.1, 20 MHz, 64-QAM, 30 kHz)  | 5G NR FR1 TDD | 9.42     | ±9.6                   |
| 10968 | AAB | 5G NR DL (CP-OFDM, TM 3.1, 100 MHz, 64-QAM, 30 kHz) | 5G NR FR1 TDD | 9.49     | ±9.6                   |
| 10972 | AAB | 5G NR (CP-OFDM, 1 RB, 20 MHz, QPSK, 15 kHz)         | 5G NR FR1 TDD | 11.59    | ±9.6                   |
| 10973 | AAB | 5G NR (DFT-s-OFDM, 1 RB, 100 MHz, QPSK, 30 kHz)     | 5G NR FR1 TDD | 9.06     | ±9.6                   |
| 10974 | AAB | 5G NR (CP-OFDM, 100% RB, 100 MHz, 256-QAM, 30 kHz)  | 5G NR FR1 TDD | 10.28    | ±9.6                   |
| 10978 | AAA | ULLA BDR  | ULLA          | 1.15     | ±9.6                   |
| 10979 | AAA | ULLA HDR4   | ULLA          | 8.56     | ±9.6                   |
| 10980 | AAA | ULLA HDR8   | ULLA          | 10.32    | ±9.6                   |
| 10981 | AAA | ULLA HDRp4  | ULLA          | 3.19     | ±9.6                   |
| 10982 | AAA | ULLA HDRp8  | ULLA          | 3.43     | ±9.6                   |

EX3DV4 - SN:7681

November 21, 2022

| UID   | Rev | Communication System Name                          | Group         | PAR (dB) | Unc <sup>E</sup> $k = 2$ |
|-------|-----|--|---------------|----------|--------------------------|
| 10983 | AAA | 5G NR DL (CP-OFDM, TM 3.1, 40 MHz, 64-QAM, 15 kHz) | 5G NR FR1 TDD | 9.31     | $\pm 9.6$                |
| 10984 | AAA | 5G NR DL (CP-OFDM, TM 3.1, 50 MHz, 64-QAM, 15 kHz) | 5G NR FR1 TDD | 9.42     | $\pm 9.6$                |
| 10985 | AAA | 5G NR DL (CP-OFDM, TM 3.1, 40 MHz, 64-QAM, 30 kHz) | 5G NR FR1 TDD | 9.54     | $\pm 9.6$                |
| 10986 | AAA | 5G NR DL (CP-OFDM, TM 3.1, 50 MHz, 64-QAM, 30 kHz) | 5G NR FR1 TDD | 9.50     | $\pm 9.6$                |
| 10987 | AAA | 5G NR DL (CP-OFDM, TM 3.1, 60 MHz, 64-QAM, 30 kHz) | 5G NR FR1 TDD | 9.53     | $\pm 9.6$                |
| 10988 | AAA | 5G NR DL (CP-OFDM, TM 3.1, 70 MHz, 64-QAM, 30 kHz) | 5G NR FR1 TDD | 9.38     | $\pm 9.6$                |
| 10989 | AAA | 5G NR DL (CP-OFDM, TM 3.1, 80 MHz, 64-QAM, 30 kHz) | 5G NR FR1 TDD | 9.33     | $\pm 9.6$                |
| 10990 | AAA | 5G NR DL (CP-OFDM, TM 3.1, 90 MHz, 64-QAM, 30 kHz) | 5G NR FR1 TDD | 9.52     | $\pm 9.6$                |

<sup>E</sup> Uncertainty is determined using the max. deviation from linear response applying rectangular distribution and is expressed for the square of the field value.



## Appendix G. – Dipole Calibration Data

□

**Calibration Laboratory of  
Schmid & Partner  
Engineering AG**  
Zeughausstrasse 43, 8004 Zurich, Switzerland



**S** Schweizerischer Kalibrierdienst  
**C** Service suisse d'étalonnage  
**S** Servizio svizzero di taratura  
**S** Swiss Calibration Service

Accredited by the Swiss Accreditation Service (SAS)  
The Swiss Accreditation Service is one of the signatories to the EA  
Multilateral Agreement for the recognition of calibration certificates

Accreditation No.: **SCS 0108**

Client **HCT (Dymstec)**

Certificate No: **CLA13-1016\_Nov22**

## CALIBRATION CERTIFICATE

Object: **CLA13 - SN: 1016**

Calibration procedure(s): **QA CAL-15.v9  
Calibration Procedure for SAR Validation Sources below 700 MHz**

Calibration date: **November 16, 2022**

This calibration certificate documents the traceability to national standards, which realize the physical units of measurements (SI).  
The measurements and the uncertainties with confidence probability are given on the following pages and are part of the certificate.

All calibrations have been conducted in the closed laboratory facility: environment temperature (22 ± 3)°C and humidity < 70%.

Calibration Equipment used (M&TE critical for calibration)

| Primary Standards           | ID #               | Cal Date (Certificate No.)      | Scheduled Calibration |
|-----------------------------|--------------------|---------------------------------|-----------------------|
| Power meter NRP             | SN: 104778         | 04-Apr-22 (No. 217-03525/03524) | Apr-23                |
| Power sensor NRP-Z91        | SN: 103244         | 04-Apr-22 (No. 217-03524)       | Apr-23                |
| Power sensor NRP-Z91        | SN: 103245         | 04-Apr-22 (No. 217-03525)       | Apr-23                |
| Reference 20 dB Attenuator  | SN: CC2552 (20x)   | 04-Apr-22 (No. 217-03527)       | Apr-23                |
| Type-N mismatch combination | SN: 310982 / 08327 | 04-Apr-22 (No. 217-03528)       | Apr-23                |
| Reference Probe EX3DV4      | SN: 3877           | 31-Dec-21 (No. EX3-3877_Dec21)  | Dec-22                |
| DAE4                        | SN: 654            | 26-Jan-22 (No. DAE4-654_Jan22)  | Jan-23                |

| Secondary Standards             | ID #             | Check Date (in house)             | Scheduled Check        |
|---------------------------------|------------------|-----------------------------------|------------------------|
| Power meter E4419B              | SN: GB41293874   | 06-Apr-16 (in house check Jun-22) | In house check: Jun-24 |
| Power sensor E4412A             | SN: MY41498087   | 06-Apr-16 (in house check Jun-22) | In house check: Jun-24 |
| Power sensor E4412A             | SN: 000110210    | 06-Apr-16 (in house check Jun-22) | In house check: Jun-24 |
| RF generator HP 8648C           | SN: US3642U01700 | 04-Aug-99 (in house check Jun-22) | In house check: Jun-24 |
| Network Analyzer Agilent E8358A | SN: US41080477   | 31-Mar-14 (in house check Oct-22) | In house check: Oct-24 |

|                |                   |                       |           |
|----------------|-------------------|-----------------------|-----------|
|                | Name              | Function              | Signature |
| Calibrated by: | Aldona Georgiadou | Laboratory Technician |           |
| Approved by:   | Sven Kühn         | Technical Manager     |           |

Issued: November 24, 2022

This calibration certificate shall not be reproduced except in full without written approval of the laboratory.

|        |                          |                          |
|--------|--------------------------|--------------------------|
| 검<br>재 | 담당자<br>김민준<br>2022.11.25 | 확인자<br>김민준<br>2022.11.25 |
|--------|--------------------------|--------------------------|



**Calibration Laboratory of  
Schmid & Partner  
Engineering AG**  
Zeughausstrasse 43, 8004 Zurich, Switzerland



**S** Schweizerischer Kalibrierdienst  
**S** Service suisse d'étalonnage  
**C** Servizio svizzero di taratura  
**S** Swiss Calibration Service

Accredited by the Swiss Accreditation Service (SAS)  
The Swiss Accreditation Service is one of the signatories to the EA  
Multilateral Agreement for the recognition of calibration certificates

Accreditation No.: **SCS 0108**

**Glossary:**

|       |                                 |
|-------|---------------------------------|
| TSL   | tissue simulating liquid        |
| ConvF | sensitivity in TSL / NORM x,y,z |
| N/A   | not applicable or not measured  |

**Calibration is Performed According to the Following Standards:**

- a) IEC/IEEE 62209-1528, "Measurement Procedure For The Assessment Of Specific Absorption Rate Of Human Exposure To Radio Frequency Fields From Hand-Held And Body-Worn Wireless Communication Devices - Part 1528: Human Models, Instrumentation And Procedures (Frequency Range of 4 MHz to 10 GHz)", October 2020.
- b) KDB 865664, "SAR Measurement Requirements for 100 MHz to 6 GHz"

**Additional Documentation:**

- c) DASY System Handbook

**Methods Applied and Interpretation of Parameters:**

- *Measurement Conditions:* Further details are available from the Validation Report at the end of the certificate. All figures stated in the certificate are valid at the frequency indicated.
- *Antenna Parameters with TSL:* The source is mounted in a touch configuration below the center marking of the flat phantom.
- *Return Loss:* This parameter is measured with the source positioned under the liquid filled phantom (as described in the measurement condition clause). The Return Loss ensures low reflected power. No uncertainty required.
- *SAR measured:* SAR measured at the stated antenna input power.
- *SAR normalized:* SAR as measured, normalized to an input power of 1 W at the antenna connector.
- *SAR for nominal TSL parameters:* The measured TSL parameters are used to calculate the nominal SAR result.

The reported uncertainty of measurement is stated as the standard uncertainty of measurement multiplied by the coverage factor k=2, which for a normal distribution corresponds to a coverage probability of approximately 95%.

**Measurement Conditions**

DASY system configuration, as far as not given on page 1.

|                      |                                  |                                  |
|----------------------|----------------------------------|----------------------------------|
| DASY Version         | DASY5                            | V52.10.4                         |
| Extrapolation        | Advanced Extrapolation           |                                  |
| Phantom              | ELI4 Flat Phantom                | Shell thickness: $2 \pm 0.2$ mm  |
| EUT Positioning      | Touch Position                   |                                  |
| Zoom Scan Resolution | $dx, dy = 4.0$ mm, $dz = 1.4$ mm | Graded Ratio = 1.4 (Z direction) |
| Frequency            | $13$ MHz $\pm 1$ MHz             |                                  |

**Head TSL parameters**

The following parameters and calculations were applied.

|   | Temperature         | Permittivity   | Conductivity           |
|---|---------------------|----------------|------------------------|
| Nominal Head TSL parameters             | $22.0$ °C           | 55.0           | $0.75$ mho/m           |
| Measured Head TSL parameters            | $(22.0 \pm 0.2)$ °C | $53.6 \pm 6$ % | $0.74$ mho/m $\pm 6$ % |
| Head TSL temperature change during test | $< 0.5$ °C          | ---            | ---                    |

**SAR result with Head TSL**

| SAR averaged over $1$ cm <sup>3</sup> (1 g) of Head TSL | Condition        |  |
|---|------------------|--|
| SAR measured  | 1 W input power  | $0.565$ W/kg   |
| SAR for nominal Head TSL parameters                     | normalized to 1W | <b><math>0.568</math> W/kg <math>\pm 18.4</math> % (k=2)</b> |

| SAR averaged over $10$ cm <sup>3</sup> (10 g) of Head TSL | condition        |  |
|---|------------------|--|
| SAR measured  | 1 W input power  | $0.351$ W/kg   |
| SAR for nominal Head TSL parameters                       | normalized to 1W | <b><math>0.353</math> W/kg <math>\pm 18.0</math> % (k=2)</b> |

**Appendix (Additional assessments outside the scope of SCS 0108)**

**Antenna Parameters with Head TSL**

|                                      |                                |
|--------------------------------------|--------------------------------|
| Impedance, transformed to feed point | 51,6 $\Omega$ + 0.2 j $\Omega$ |
| Return Loss                          | - 36.1 dB                      |

**Additional EUT Data**

|                 |       |
|-----------------|-------|
| Manufactured by | SPEAG |
|-----------------|-------|



**DASY5 Validation Report for Head TSL**

Date: 16.11.2022

Test Laboratory: SPEAG, Zurich, Switzerland

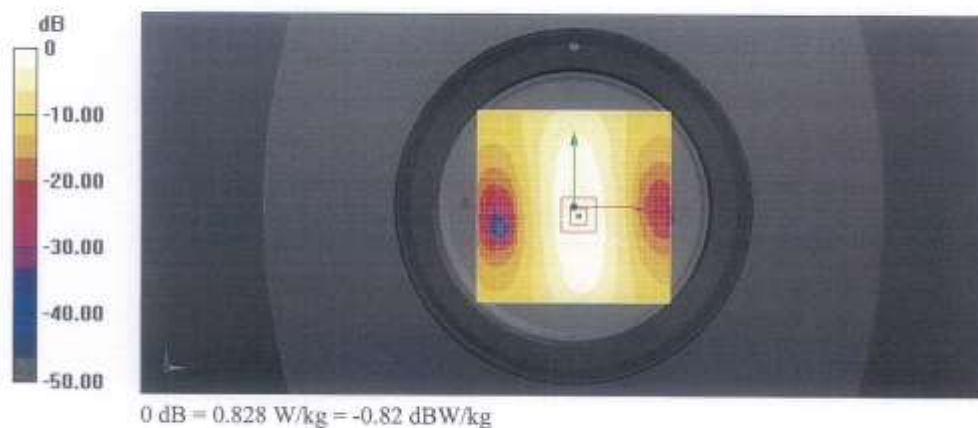
**DUT: CLA13; Type: CLA13; Serial: CLA13 - SN: 1016**

Communication System: UID 0 - CW; Frequency: 13 MHz  
Medium parameters used:  $f = 13$  MHz;  $\sigma = 0.74$  S/m;  $\epsilon_r = 53.6$ ;  $\rho = 1000$  kg/m<sup>3</sup>  
Phantom section: Flat Section  
Measurement Standard: DASY5 (IEEE/IEC/ANSI C63.19-2007)

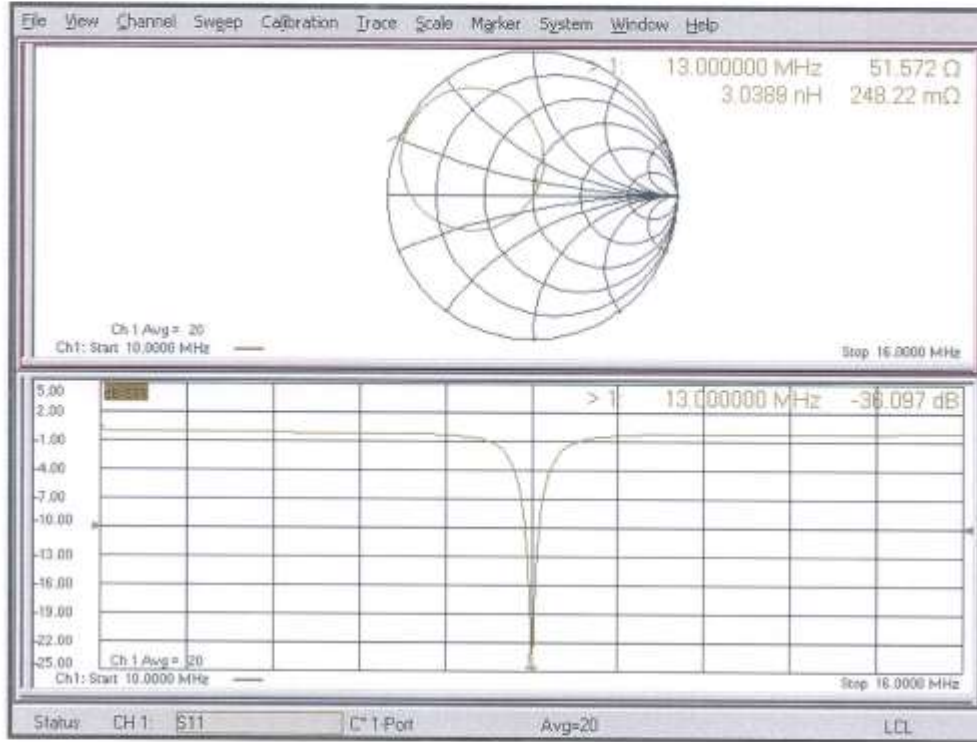
**DASY52 Configuration:**

- Probe: EX3DV4 - SN3877; ConvF(15.33, 15.33, 15.33) @ 13 MHz; Calibrated: 31.12.2021
- Sensor-Surface: 1.4mm (Mechanical Surface Detection)
- Electronics: DAE4 Sn654; Calibrated: 26.01.2022
- Phantom: ELI v4.0; Type: QDOVA001BB; Serial: TP:1003
- DASY52 52.10.4(1535); SEMCAD X 14.6.14(7501)

**CLA Calibration for HSL-LF Tissue/CLA-13, touch configuration, Pin=1W/Zoom Scan, dist=1.4mm (8x10x8)/Cube 0:** Measurement grid: dx=4mm, dy=4mm, dz=1.4mm  
Reference Value = 31.11 V/m; Power Drift = -0.08 dB  
Peak SAR (extrapolated) = 1.14 W/kg  
**SAR(1 g) = 0.565 W/kg; SAR(10 g) = 0.351 W/kg**  
Smallest distance from peaks to all points 3 dB below = 16.6 mm  
Ratio of SAR at M2 to SAR at M1 = 78.6%  
Maximum value of SAR (measured) = 0.828 W/kg



**Impedance Measurement Plot for Head TSL**



**Calibration Laboratory of  
Schmid & Partner  
Engineering AG**  
Zeughausstrasse 43, 8004 Zurich, Switzerland



**S** Schweizerischer Kalibrierdienst  
**C** Service suisse d'étalonnage  
**S** Servizio svizzero di taratura  
**S** Swiss Calibration Service

Accredited by the Swiss Accreditation Service (SAS)  
The Swiss Accreditation Service is one of the signatories to the EA  
Multilateral Agreement for the recognition of calibration certificates

Accreditation No.: **SCS 0108**

Client **HCT (Dymstec)**

Certificate No: **D750V3-1014\_May22**

## CALIBRATION CERTIFICATE

Object: **D750V3 - SN:1014**

Calibration procedure(s): **QA CAL-05.v11  
Calibration Procedure for SAR Validation Sources between 0.7-3 GHz**

Calibration date: **May 25, 2022**

This calibration certificate documents the traceability to national standards, which realize the physical units of measurements (SI).  
The measurements and the uncertainties with confidence probability are given on the following pages and are part of the certificate.

All calibrations have been conducted in the closed laboratory facility: environment temperature (22 ± 3)°C and humidity < 70%.

Calibration Equipment used (M&TE critical for calibration)

| Primary Standards           | ID #               | Cal Date (Certificate No.)      | Scheduled Calibration |
|-----------------------------|--------------------|---------------------------------|-----------------------|
| Power meter NRP             | SN: 104778         | 04-Apr-22 (No. 217-03525/03524) | Apr-23                |
| Power sensor NRP-Z91        | SN: 103244         | 04-Apr-22 (No. 217-03524)       | Apr-23                |
| Power sensor NRP-Z91        | SN: 103245         | 04-Apr-22 (No. 217-03525)       | Apr-23                |
| Reference 20 dB Attenuator  | SN: BH9394 (20k)   | 04-Apr-22 (No. 217-03527)       | Apr-23                |
| Type-N mismatch combination | SN: 310982 / 06327 | 04-Apr-22 (No. 217-03528)       | Apr-23                |
| Reference Probe EX3DV4      | SN: 7349           | 31-Dec-21 (No. EX3-7349_Dec21)  | Dec-22                |
| DAE4                        | SN: 601            | 02-May-22 (No. DAE4-601_May22)  | May-23                |

| Secondary Standards             | ID #           | Check Date (in house)             | Scheduled Check        |
|---------------------------------|----------------|-----------------------------------|------------------------|
| Power meter E4419B              | SN: GB39512475 | 30-Oct-14 (in house check Oct-20) | In house check: Oct-22 |
| Power sensor HP 8481A           | SN: US37292783 | 07-Oct-15 (in house check Oct-20) | In house check: Oct-22 |
| Power sensor HP 8481A           | SN: MY41093315 | 07-Oct-15 (in house check Oct-20) | In house check: Oct-22 |
| RF generator R&S SMT-06         | SN: 100972     | 15-Jun-15 (in house check Oct-20) | In house check: Oct-22 |
| Network Analyzer Agilent E8358A | SN: US41060477 | 31-Mar-14 (in house check Oct-20) | In house check: Oct-22 |

|                |                    |                       |           |
|----------------|--------------------|-----------------------|-----------|
|                | Name               | Function              | Signature |
| Calibrated by: | Aldonia Georgiadou | Laboratory Technician |           |
| Approved by:   | Sven Kühn          | Technical Manager     |           |

Issued: May 30, 2022

This calibration certificate shall not be reproduced except in full without written approval of the laboratory.

|   |                      |                   |
|---|----------------------|-------------------|
| 결 | 담당자                  | 회기자               |
| 재 | VL/박정숙<br>2022.06.16 | 김민준<br>2022.06.16 |



**Calibration Laboratory of  
Schmid & Partner  
Engineering AG**  
Zeughausstrasse 43, 8004 Zurich, Switzerland



**S** Schweizerischer Kalibrierdienst  
**C** Service suisse d'étalonnage  
**S** Servizio svizzero di taratura  
**S** Swiss Calibration Service

Accredited by the Swiss Accreditation Service (SAS)

The Swiss Accreditation Service is one of the signatories to the EA Multilateral Agreement for the recognition of calibration certificates

Accreditation No.: **SCS 0108**

**Glossary:**

|       |                                 |
|-------|---------------------------------|
| TSL   | tissue simulating liquid        |
| ConvF | sensitivity in TSL / NORM x,y,z |
| N/A   | not applicable or not measured  |

**Calibration is Performed According to the Following Standards:**

- a) IEC/IEEE 62209-1528, "Measurement Procedure For The Assessment Of Specific Absorption Rate Of Human Exposure To Radio Frequency Fields From Hand-Held And Body-Worn Wireless Communication Devices - Part 1528: Human Models, Instrumentation And Procedures (Frequency Range of 4 MHz to 10 GHz)", October 2020.
- b) KDB 865664, "SAR Measurement Requirements for 100 MHz to 6 GHz"

**Additional Documentation:**

- c) DASY System Handbook

**Methods Applied and Interpretation of Parameters:**

- *Measurement Conditions:* Further details are available from the Validation Report at the end of the certificate. All figures stated in the certificate are valid at the frequency indicated.
- *Antenna Parameters with TSL:* The source is mounted in a touch configuration below the center marking of the flat phantom.
- *Return Loss:* This parameter is measured with the source positioned under the liquid filled phantom (as described in the measurement condition clause). The Return Loss ensures low reflected power. No uncertainty required.
- *SAR measured:* SAR measured at the stated antenna input power.
- *SAR normalized:* SAR as measured, normalized to an input power of 1 W at the antenna connector.
- *SAR for nominal TSL parameters:* The measured TSL parameters are used to calculate the nominal SAR result.

The reported uncertainty of measurement is stated as the standard uncertainty of measurement multiplied by the coverage factor  $k=2$ , which for a normal distribution corresponds to a coverage probability of approximately 95%.

### Measurement Conditions

DASY system configuration, as far as not given on page 1.

|                              |                        |             |
|------------------------------|------------------------|-------------|
| DASY Version                 | DASY52                 | V52.10.4    |
| Extrapolation                | Advanced Extrapolation |             |
| Phantom                      | Modular Flat Phantom   |             |
| Distance Dipole Center - TSL | 15 mm                  | with Spacer |
| Zoom Scan Resolution         | dx, dy, dz = 5 mm      |             |
| Frequency                    | 750 MHz $\pm$ 1 MHz    |             |

### Head TSL parameters

The following parameters and calculations were applied.

|   | Temperature         | Permittivity   | Conductivity         |
|---|---------------------|----------------|----------------------|
| Nominal Head TSL parameters             | 22.0 °C             | 41.9           | 0.89 mho/m           |
| Measured Head TSL parameters            | (22.0 $\pm$ 0.2) °C | 40.9 $\pm$ 6 % | 0.89 mho/m $\pm$ 6 % |
| Head TSL temperature change during test | < 0.5 °C            | ---            | ---                  |

### SAR result with Head TSL

| SAR averaged over 1 cm <sup>3</sup> (1 g) of Head TSL | Condition          |  |
|---|--------------------|--|
| SAR measured  | 250 mW input power | 2.19 W/kg                                      |
| SAR for nominal Head TSL parameters                   | normalized to 1W   | <b>8.71 W/kg <math>\pm</math> 17.0 % (k=2)</b> |

| SAR averaged over 10 cm <sup>3</sup> (10 g) of Head TSL | condition          |  |
|---|--------------------|--|
| SAR measured  | 250 mW input power | 1.43 W/kg                                      |
| SAR for nominal Head TSL parameters                     | normalized to 1W   | <b>5.70 W/kg <math>\pm</math> 16.5 % (k=2)</b> |

**Appendix (Additional assessments outside the scope of SCS 0108)****Antenna Parameters with Head TSL**

|                                      |                                |
|--------------------------------------|--------------------------------|
| Impedance, transformed to feed point | 54.5 $\Omega$ + 2.9 j $\Omega$ |
| Return Loss                          | - 25.8 dB                      |

**General Antenna Parameters and Design**

|                                  |          |
|----------------------------------|----------|
| Electrical Delay (one direction) | 1.040 ns |
|----------------------------------|----------|

After long term use with 100W radiated power, only a slight warming of the dipole near the feedpoint can be measured.

The dipole is made of standard semirigid coaxial cable. The center conductor of the feeding line is directly connected to the second arm of the dipole. The antenna is therefore short-circuited for DC-signals. On some of the dipoles, small end caps are added to the dipole arms in order to improve matching when loaded according to the position as explained in the "Measurement Conditions" paragraph. The SAR data are not affected by this change. The overall dipole length is still according to the Standard.

No excessive force must be applied to the dipole arms, because they might bend or the soldered connections near the feedpoint may be damaged.

**Additional EUT Data**

|                 |       |
|-----------------|-------|
| Manufactured by | SPEAG |
|-----------------|-------|



## DASY5 Validation Report for Head TSL

Date: 25.05.2022

Test Laboratory: SPEAG, Zurich, Switzerland

**DUT: Dipole 750 MHz; Type: D750V3; Serial: D750V3 - SN:1014**

Communication System: UID 0 - CW; Frequency: 750 MHz

Medium parameters used:  $f = 750$  MHz;  $\sigma = 0.89$  S/m;  $\epsilon_r = 40.9$ ;  $\rho = 1000$  kg/m<sup>3</sup>

Phantom section: Flat Section

Measurement Standard: DASY5 (IEEE/IEC/ANSI C63.19-2011)

DASY52 Configuration:

- Probe: EX3DV4 - SN7349; ConvF(10.11, 10.11, 10.11) @ 750 MHz; Calibrated: 31.12.2021
- Sensor-Surface: 1.4mm (Mechanical Surface Detection)
- Electronics: DAE4 Sn601; Calibrated: 02.05.2022
- Phantom: Flat Phantom 4.9 (front); Type: QD 00L P49 AA; Serial: 1001
- DASY52 52.10.4(1535); SEMCAD X 14.6.14(7501)

### Dipole Calibration for Head Tissue/Pin=250 mW, d=15mm/Zoom Scan (7x7x7)/Cube 0:

Measurement grid: dx=5mm, dy=5mm, dz=5mm

Reference Value = 60.50 V/m; Power Drift = -0.01 dB


Peak SAR (extrapolated) = 3.36 W/kg

**SAR(1 g) = 2.19 W/kg; SAR(10 g) = 1.43 W/kg**

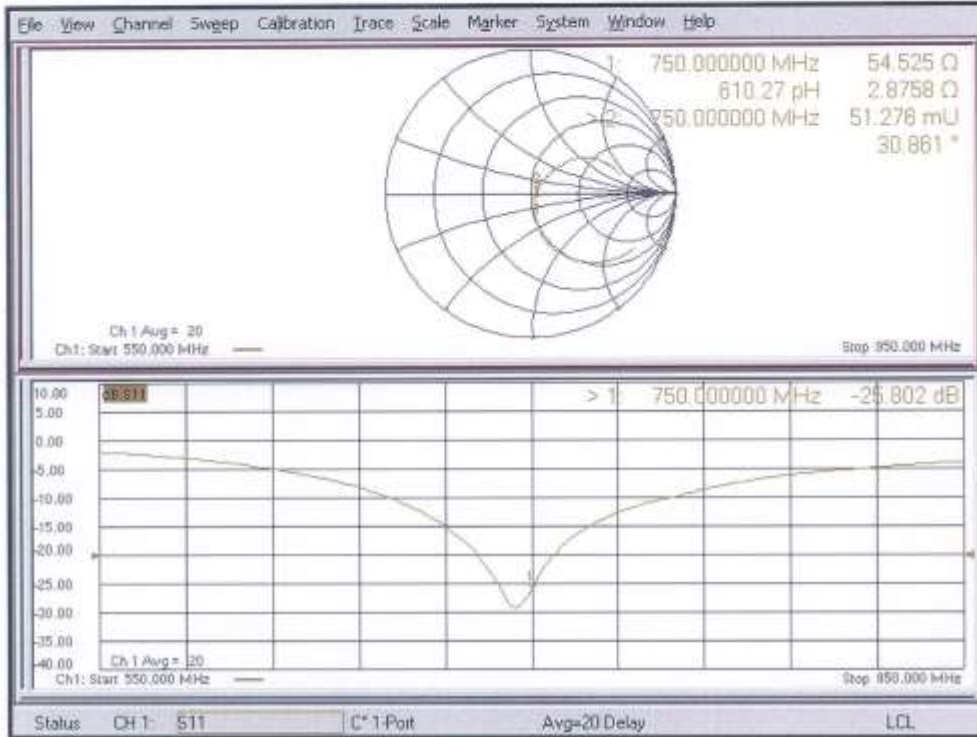
Smallest distance from peaks to all points 3 dB below = 17 mm

Ratio of SAR at M2 to SAR at M1 = 65.3%

Maximum value of SAR (measured) = 2.93 W/kg



Impedance Measurement Plot for Head TSL



**Calibration Laboratory of  
Schmid & Partner  
Engineering AG**  
Zeughausstrasse 43, 8004 Zurich, Switzerland



**S** Schweizerischer Kalibrierdienst  
**C** Service suisse d'étalonnage  
**S** Servizio svizzero di taratura  
**S** Swiss Calibration Service

Accredited by the Swiss Accreditation Service (SAS)  
The Swiss Accreditation Service is one of the signatories to the EA  
Multilateral Agreement for the recognition of calibration certificates

Accreditation No.: **SCS 0108**

Client **HCT (Dymstec)**

Certificate No: **D835V2-441\_Jul22**

### CALIBRATION CERTIFICATE

Object: **D835V2 - SN:441**

Calibration procedure(s): **QA CAL-05.v11  
Calibration Procedure for SAR Validation Sources between 0.7-3 GHz**

Calibration date: **July 15, 2022**

This calibration certificate documents the traceability to national standards, which realize the physical units of measurements (SI).  
The measurements and the uncertainties with confidence probability are given on the following pages and are part of the certificate.

All calibrations have been conducted in the closed laboratory facility: environment temperature (22 ± 3)°C and humidity < 70%.

Calibration Equipment used (M&TE critical for calibration)

| Primary Standards               | ID #               | Cal Date (Certificate No.)        | Scheduled Calibration  |
|---------------------------------|--------------------|-----------------------------------|------------------------|
| Power meter NRP                 | SN: 104778         | 04-Apr-22 (No. 217-03525/03524)   | Apr-23                 |
| Power sensor NRP-Z91            | SN: 103244         | 04-Apr-22 (No. 217-03524)         | Apr-23                 |
| Power sensor NRP-Z91            | SN: 103245         | 04-Apr-22 (No. 217-03525)         | Apr-23                 |
| Reference 20 dB Attenuator      | SN: BH9394 (20k)   | 04-Apr-22 (No. 217-03527)         | Apr-23                 |
| Type-N mismatch combination     | SN: 310982 / 06327 | 04-Apr-22 (No. 217-03528)         | Apr-23                 |
| Reference Probe EX3DV4          | SN: 7349           | 31-Dec-21 (No. EX3-7349_Dec21)    | Dec-22                 |
| DAE4                            | SN: 601            | 02-May-22 (No. DAE4-601_May22)    | May-23                 |
| Secondary Standards             | ID #               | Check Date (in house)             | Scheduled Check        |
| Power meter E4419B              | SN: GB39512475     | 30-Oct-14 (in house check Oct-20) | in house check: Oct-22 |
| Power sensor HP 8481A           | SN: US37292793     | 07-Oct-15 (in house check Oct-20) | in house check: Oct-22 |
| Power sensor HP 8481A           | SN: MY41093315     | 07-Oct-15 (in house check Oct-20) | in house check: Oct-22 |
| RF generator R&S SMT-06         | SN: 100972         | 15-Jun-15 (in house check Oct-20) | in house check: Oct-22 |
| Network Analyzer Agilent EB358A | SN: US41080477     | 31-Mar-14 (in house check Oct-20) | in house check: Oct-22 |

|                |                                 |  |            |
|----------------|---------------------------------|--|------------|
| Calibrated by: | Name: <b>Widonia Georgiadou</b> | Function: <b>Laboratory Technician</b> | Signature: |
| Approved by:   | Name: <b>Sven Kühn</b>          | Function: <b>Technical Manager</b>     | Signature: |

Issued: July 25, 2022

This calibration certificate shall not be reproduced except in full without written approval of the laboratory.

|        |                             |                             |
|--------|-----------------------------|-----------------------------|
| 검<br>재 | 담당자<br>JL/박정호<br>2022.08.10 | 확인자<br>ES/이희성<br>2022.08.10 |
|--------|-----------------------------|-----------------------------|



**Calibration Laboratory of  
Schmid & Partner  
Engineering AG**  
Zeughausstrasse 43, 8004 Zurich, Switzerland



**S** Schweizerischer Kalibrierdienst  
**C** Service suisse d'étalonnage  
**S** Servizio svizzero di taratura  
**S** Swiss Calibration Service

Accredited by the Swiss Accreditation Service (SAS)  
The Swiss Accreditation Service is one of the signatories to the EA  
Multilateral Agreement for the recognition of calibration certificates

Accreditation No.: **SCS 0108**

**Glossary:**

|       |                                 |
|-------|---------------------------------|
| TSL   | tissue simulating liquid        |
| ConvF | sensitivity in TSL / NORM x,y,z |
| N/A   | not applicable or not measured  |

**Calibration is Performed According to the Following Standards:**

- a) IEC/IEEE 62209-1528, "Measurement Procedure For The Assessment Of Specific Absorption Rate Of Human Exposure To Radio Frequency Fields From Hand-Held And Body-Worn Wireless Communication Devices - Part 1528: Human Models, Instrumentation And Procedures (Frequency Range of 4 MHz to 10 GHz)", October 2020.
- b) KDB 865664, "SAR Measurement Requirements for 100 MHz to 6 GHz"

**Additional Documentation:**

- c) DASY System Handbook

**Methods Applied and Interpretation of Parameters:**

- *Measurement Conditions:* Further details are available from the Validation Report at the end of the certificate. All figures stated in the certificate are valid at the frequency indicated.
- *Antenna Parameters with TSL:* The source is mounted in a touch configuration below the center marking of the flat phantom.
- *Return Loss:* This parameter is measured with the source positioned under the liquid filled phantom (as described in the measurement condition clause). The Return Loss ensures low reflected power. No uncertainty required.
- *SAR measured:* SAR measured at the stated antenna input power.
- *SAR normalized:* SAR as measured, normalized to an input power of 1 W at the antenna connector.
- *SAR for nominal TSL parameters:* The measured TSL parameters are used to calculate the nominal SAR result.

The reported uncertainty of measurement is stated as the standard uncertainty of measurement multiplied by the coverage factor  $k=2$ , which for a normal distribution corresponds to a coverage probability of approximately 95%.

**Measurement Conditions**

DASY system configuration, as far as not given on page 1.

|                              |                        |             |
|------------------------------|------------------------|-------------|
| DASY Version                 | DASY52                 | V52.10.4    |
| Extrapolation                | Advanced Extrapolation |             |
| Phantom                      | Modular Flat Phantom   |             |
| Distance Dipole Center - TSL | 15 mm                  | with Spacer |
| Zoom Scan Resolution         | dx, dy, dz = 5 mm      |             |
| Frequency                    | 835 MHz $\pm$ 1 MHz    |             |

**Head TSL parameters**

The following parameters and calculations were applied.

|   | Temperature         | Permittivity   | Conductivity         |
|---|---------------------|----------------|----------------------|
| Nominal Head TSL parameters             | 22.0 °C             | 41.5           | 0.90 mho/m           |
| Measured Head TSL parameters            | (22.0 $\pm$ 0.2) °C | 40.3 $\pm$ 6 % | 0.93 mho/m $\pm$ 6 % |
| Head TSL temperature change during test | < 0.5 °C            | ---            | ---                  |

**SAR result with Head TSL**

| SAR averaged over 1 cm <sup>3</sup> (1 g) of Head TSL | Condition          |                              |
|---|--------------------|------------------------------|
| SAR measured  | 250 mW input power | 2.51 W/kg                    |
| SAR for nominal Head TSL parameters                   | normalized to 1W   | 9.73 W/kg $\pm$ 17.0 % (k=2) |

| SAR averaged over 10 cm <sup>3</sup> (10 g) of Head TSL | condition          |                              |
|---|--------------------|------------------------------|
| SAR measured  | 250 mW input power | 1.62 W/kg                    |
| SAR for nominal Head TSL parameters                     | normalized to 1W   | 6.33 W/kg $\pm$ 16.5 % (k=2) |

**Appendix (Additional assessments outside the scope of SCS 0108)****Antenna Parameters with Head TSL**

|                                      |                                |
|--------------------------------------|--------------------------------|
| Impedance, transformed to feed point | 52.4 $\Omega$ + 5.5 j $\Omega$ |
| Return Loss                          | - 24.7 dB                      |

**General Antenna Parameters and Design**

|                                  |          |
|----------------------------------|----------|
| Electrical Delay (one direction) | 1.372 ns |
|----------------------------------|----------|

After long term use with 100W radiated power, only a slight warming of the dipole near the feedpoint can be measured.

The dipole is made of standard semirigid coaxial cable. The center conductor of the feeding line is directly connected to the second arm of the dipole. The antenna is therefore short-circuited for DC-signals. On some of the dipoles, small end caps are added to the dipole arms in order to improve matching when loaded according to the position as explained in the "Measurement Conditions" paragraph. The SAR data are not affected by this change. The overall dipole length is still according to the Standard.

No excessive force must be applied to the dipole arms, because they might bend or the soldered connections near the feedpoint may be damaged.

**Additional EUT Data**

|                 |       |
|-----------------|-------|
| Manufactured by | SPEAG |
|-----------------|-------|



## DASY5 Validation Report for Head TSL

Date: 15.07.2022

Test Laboratory: SPEAG, Zurich, Switzerland

**DUT: Dipole 835 MHz; Type: D835V2; Serial: D835V2 - SN:441**

Communication System: UID 0 - CW; Frequency: 835 MHz

Medium parameters used:  $f = 835$  MHz;  $\sigma = 0.93$  S/m;  $\epsilon_r = 40.3$ ;  $\rho = 1000$  kg/m<sup>3</sup>

Phantom section: Flat Section

Measurement Standard: DASY5 (IEEE/IEC/ANSI C63.19-2011)

DASY52 Configuration:

- Probe: EX3DV4 - SN7349; ConvF(9.69, 9.69, 9.69) @ 835 MHz; Calibrated: 31.12.2021
- Sensor-Surface: 1.4mm (Mechanical Surface Detection)
- Electronics: DAE4 Sn601; Calibrated: 02.05.2022
- Phantom: Flat Phantom 4.9 (front); Type: QD 00L P49 AA; Serial: 1001
- DASY52 52.10.4(1535); SEMCAD X 14.6.14(7501)

### Dipole Calibration for Head Tissue/Pin=250 mW, d=15mm/Zoom Scan (7x7x7)/Cube 0:

Measurement grid: dx=5mm, dy=5mm, dz=5mm

Reference Value = 64.34 V/m; Power Drift = -0.01 dB


Peak SAR (extrapolated) = 3.83 W/kg

**SAR(1 g) = 2.51 W/kg; SAR(10 g) = 1.62 W/kg**

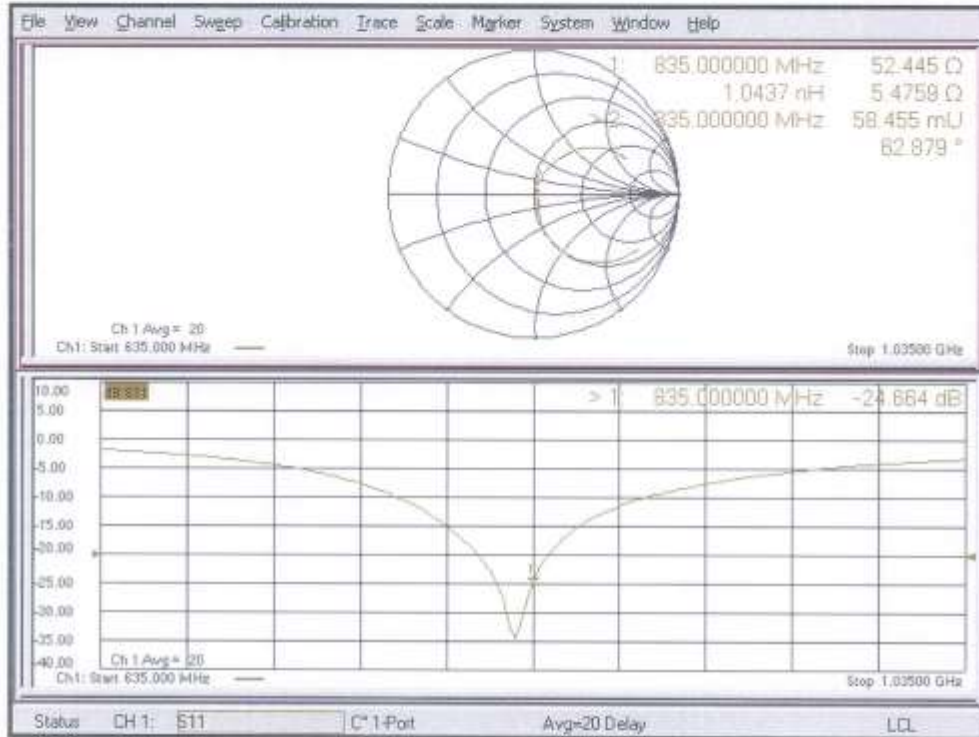
Smallest distance from peaks to all points 3 dB below = 16 mm

Ratio of SAR at M2 to SAR at M1 = 65.4%

Maximum value of SAR (measured) = 3.39 W/kg



### Impedance Measurement Plot for Head TSL



**Calibration Laboratory of  
Schmid & Partner  
Engineering AG**  
Zeughausstrasse 43, 8004 Zurich, Switzerland



**S** Schweizerischer Kalibrierdienst  
**C** Service suisse d'étalonnage  
**S** Servizio svizzero di taratura  
**S** Swiss Calibration Service

Accredited by the Swiss Accreditation Service (SAS)  
The Swiss Accreditation Service is one of the signatories to the EA  
Multilateral Agreement for the recognition of calibration certificates

Accreditation No.: **SCS 0108**

Client **HCT (Dymstec)**

Certificate No: **D1800V2-2d007\_Jul22**

### CALIBRATION CERTIFICATE

Object: **D1800V2 - SN:2d007**

Calibration procedure(s): **QA CAL-05.v11  
Calibration Procedure for SAR Validation Sources between 0.7-3 GHz**

Calibration date: **July 18, 2022**

This calibration certificate documents the traceability to national standards, which realize the physical units of measurements (SI).  
The measurements and the uncertainties with confidence probability are given on the following pages and are part of the certificate.

All calibrations have been conducted in the closed laboratory facility: environment temperature (22 ± 3)°C and humidity < 70%.

Calibration Equipment used (M&TE critical for calibration)

| Primary Standards               | ID #               | Cal Date (Certificate No.)        | Scheduled Calibration  |
|---------------------------------|--------------------|-----------------------------------|------------------------|
| Power meter NRP                 | SN: 104776         | 04-Apr-22 (No. 217-03525/03524)   | Apr-23                 |
| Power sensor NRP-Z91            | SN: 103244         | 04-Apr-22 (No. 217-03524)         | Apr-23                 |
| Power sensor NRP-Z91            | SN: 103245         | 04-Apr-22 (No. 217-03525)         | Apr-23                 |
| Reference 20 dB Attenuator      | SN: BH9394 (20k)   | 04-Apr-22 (No. 217-03527)         | Apr-23                 |
| Type-N mismatch combination     | SN: 310982 / 06327 | 04-Apr-22 (No. 217-03528)         | Apr-23                 |
| Reference Probe EX3DV4          | SN: 7349           | 31-Dec-21 (No. EX3-7349_Dec21)    | Dec-22                 |
| DAE4                            | SN: 601            | 02-May-22 (No. DAE4-601_May22)    | May-23                 |
| Secondary Standards             | ID #               | Check Date (in house)             | Scheduled Check        |
| Power meter E4419B              | SN: GB39512475     | 30-Oct-14 (in house check Oct-20) | In house check: Oct-22 |
| Power sensor HP 8481A           | SN: US37292763     | 07-Oct-15 (in house check Oct-20) | In house check: Oct-22 |
| Power sensor HP 8481A           | SN: MY41093315     | 07-Oct-15 (in house check Oct-20) | In house check: Oct-22 |
| RF generator R&S SMT-06         | SN: 100972         | 15-Jun-15 (in house check Oct-20) | In house check: Oct-22 |
| Network Analyzer Agilent E8358A | SN: US41090477     | 31-Mar-14 (in house check Oct-20) | In house check: Oct-22 |

Calibrated by: **Joanna Lieshaj** (Name), **Laboratory Technician** (Function), *[Signature]* (Signature)

Approved by: **Sven Kühn** (Name), **Technical Manager** (Function), *[Signature]* (Signature)

Issued: July 25, 2022

This calibration certificate shall not be reproduced except in full without written approval of the laboratory.

|        |                                 |                                |
|--------|---------------------------------|--------------------------------|
| 결<br>제 | 담당자<br>DL / 박정현<br>2022. 08. 10 | 확인자<br>S / 최윤성<br>2022. 08. 10 |
|--------|---------------------------------|--------------------------------|



**Calibration Laboratory of  
Schmid & Partner  
Engineering AG**  
Zeughausstrasse 43, 8004 Zurich, Switzerland



**S** Schweizerischer Kalibrierdienst  
**C** Service suisse d'étalonnage  
**S** Servizio svizzero di taratura  
**S** Swiss Calibration Service

Accredited by the Swiss Accreditation Service (SAS)  
The Swiss Accreditation Service is one of the signatories to the EA  
Multilateral Agreement for the recognition of calibration certificates

Accreditation No.: **SCS 0108**

**Glossary:**

|       |                                 |
|-------|---------------------------------|
| TSL   | tissue simulating liquid        |
| ConvF | sensitivity in TSL / NORM x,y,z |
| N/A   | not applicable or not measured  |

**Calibration is Performed According to the Following Standards:**

- a) IEC/IEEE 62209-1528, "Measurement Procedure For The Assessment Of Specific Absorption Rate Of Human Exposure To Radio Frequency Fields From Hand-Held And Body-Worn Wireless Communication Devices - Part 1528: Human Models, Instrumentation And Procedures (Frequency Range of 4 MHz to 10 GHz)", October 2020.
- b) KDB 865664, "SAR Measurement Requirements for 100 MHz to 6 GHz"

**Additional Documentation:**

- c) DASY System Handbook

**Methods Applied and Interpretation of Parameters:**

- *Measurement Conditions:* Further details are available from the Validation Report at the end of the certificate. All figures stated in the certificate are valid at the frequency indicated.
- *Antenna Parameters with TSL:* The source is mounted in a touch configuration below the center marking of the flat phantom.
- *Return Loss:* This parameter is measured with the source positioned under the liquid filled phantom (as described in the measurement condition clause). The Return Loss ensures low reflected power. No uncertainty required.
- *SAR measured:* SAR measured at the stated antenna input power.
- *SAR normalized:* SAR as measured, normalized to an input power of 1 W at the antenna connector.
- *SAR for nominal TSL parameters:* The measured TSL parameters are used to calculate the nominal SAR result.

The reported uncertainty of measurement is stated as the standard uncertainty of measurement multiplied by the coverage factor  $k=2$ , which for a normal distribution corresponds to a coverage probability of approximately 95%.

**Measurement Conditions**

DASY system configuration, as far as not given on page 1:

|                              |                        |             |
|------------------------------|------------------------|-------------|
| DASY Version                 | DASY52                 | V52.10.4    |
| Extrapolation                | Advanced Extrapolation |             |
| Phantom                      | Modular Flat Phantom   |             |
| Distance Dipole Center - TSL | 10 mm                  | with Spacer |
| Zoom Scan Resolution         | dx, dy, dz = 5 mm      |             |
| Frequency                    | 1800 MHz $\pm$ 1 MHz   |             |

**Head TSL parameters**

The following parameters and calculations were applied.

|   | Temperature         | Permittivity   | Conductivity         |
|---|---------------------|----------------|----------------------|
| Nominal Head TSL parameters             | 22.0 °C             | 40.0           | 1.40 mho/m           |
| Measured Head TSL parameters            | (22.0 $\pm$ 0.2) °C | 38.4 $\pm$ 6 % | 1.38 mho/m $\pm$ 6 % |
| Head TSL temperature change during test | < 0.5 °C            | ---            | ---                  |

**SAR result with Head TSL**

| SAR averaged over 1 cm <sup>3</sup> (1 g) of Head TSL | Condition          |  |
|---|--------------------|--|
| SAR measured  | 250 mW input power | 9.55 W/kg                                      |
| SAR for nominal Head TSL parameters                   | normalized to 1W   | <b>38.2 W/kg <math>\pm</math> 17.0 % (k=2)</b> |

| SAR averaged over 10 cm <sup>3</sup> (10 g) of Head TSL | condition          |  |
|---|--------------------|--|
| SAR measured  | 250 mW input power | 4.95 W/kg                                      |
| SAR for nominal Head TSL parameters                     | normalized to 1W   | <b>19.8 W/kg <math>\pm</math> 16.5 % (k=2)</b> |

**Appendix (Additional assessments outside the scope of SCS 0108)****Antenna Parameters with Head TSL**

|                                      |                                |
|--------------------------------------|--------------------------------|
| Impedance, transformed to feed point | 46,5 $\Omega$ - 8,1 j $\Omega$ |
| Return Loss                          | - 20,8 dB                      |

**General Antenna Parameters and Design**

|                                  |          |
|----------------------------------|----------|
| Electrical Delay (one direction) | 1,204 ns |
|----------------------------------|----------|

After long term use with 100W radiated power, only a slight warming of the dipole near the feedpoint can be measured.

The dipole is made of standard semirigid coaxial cable. The center conductor of the feeding line is directly connected to the second arm of the dipole. The antenna is therefore short-circuited for DC-signals. On some of the dipoles, small end caps are added to the dipole arms in order to improve matching when loaded according to the position as explained in the "Measurement Conditions" paragraph. The SAR data are not affected by this change. The overall dipole length is still according to the Standard.

No excessive force must be applied to the dipole arms, because they might bend or the soldered connections near the feedpoint may be damaged.

**Additional EUT Data**

|                 |       |
|-----------------|-------|
| Manufactured by | SPEAG |
|-----------------|-------|



**DASY5 Validation Report for Head TSL**

Date: 18.07.2022

Test Laboratory: SPEAG, Zurich, Switzerland

**DUT: Dipole 1800 MHz; Type: D1800V2; Serial: D1800V2 - SN:2d007**

Communication System: UID 0 - CW; Frequency: 1800 MHz

Medium parameters used:  $f = 1800$  MHz;  $\sigma = 1.38$  S/m;  $\epsilon_r = 38.4$ ;  $\rho = 1000$  kg/m<sup>3</sup>

Phantom section: Flat Section

Measurement Standard: DASY5 (IEEE/IEC/ANSI C63.19-2011)

**DASY52 Configuration:**

- Probe: EX3DV4 - SN7349; ConvF(8.63, 8.63, 8.63) @ 1800 MHz; Calibrated: 31.12.2021
- Sensor-Surface: 1.4mm (Mechanical Surface Detection)
- Electronics: DAE4 Sn601; Calibrated: 02.05.2022
- Phantom: Flat Phantom 5.0 (front); Type: QD 000 P50 AA; Serial: 1001
- DASY52 52.10.4(1535); SEMCAD X 14.6.14(7501)

**Dipole Calibration for Head Tissue/Pin=250 mW, d=10mm/Zoom Scan (7x7x7)/Cube 0:**

Measurement grid: dx=5mm, dy=5mm, dz=5mm

Reference Value = 108.9 V/m; Power Drift = 0.04 dB


Peak SAR (extrapolated) = 18.1 W/kg

**SAR(1 g) = 9.55 W/kg; SAR(10 g) = 4.95 W/kg**

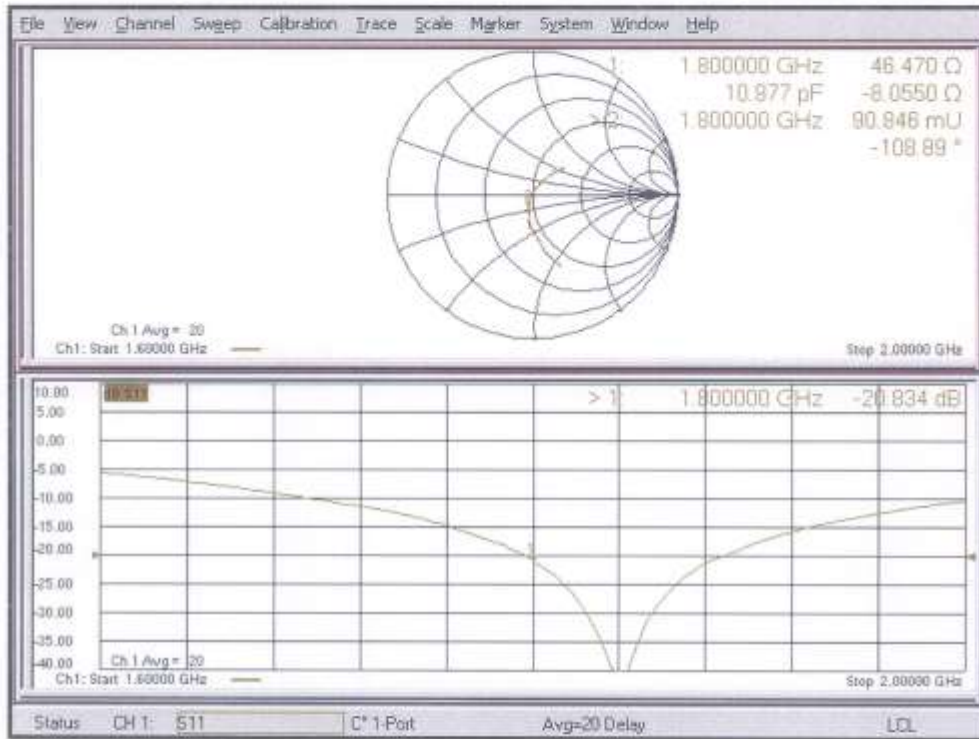
Smallest distance from peaks to all points 3 dB below = 10 mm

Ratio of SAR at M2 to SAR at M1 = 53.2%

Maximum value of SAR (measured) = 14.8 W/kg



**Impedance Measurement Plot for Head TSL**



**Calibration Laboratory of  
Schmid & Partner  
Engineering AG**  
Zeughausstrasse 43, 8004 Zurich, Switzerland



**S** Schweizerischer Kalibrierdienst  
**C** Service suisse d'étalonnage  
**S** Servizio svizzero di taratura  
**S** Swiss Calibration Service

Accredited by the Swiss Accreditation Service (SAS)  
The Swiss Accreditation Service is one of the signatories to the EA  
Multilateral Agreement for the recognition of calibration certificates

Accreditation No.: **SCS 0108**

Client **HCT (Dymstec)**

Certificate No: **D1900V2-5d061\_Jan23**

**CALIBRATION CERTIFICATE**

Object: **D1900V2 - SN:5d061**

Calibration procedure(s): **QA CAL-05.v12  
Calibration Procedure for SAR Validation Sources between 0.7-3 GHz**

Calibration date: **January 23, 2023**

This calibration certificate documents the traceability to national standards, which realize the physical units of measurements (SI).  
The measurements and the uncertainties with confidence probability are given on the following pages and are part of the certificate.

All calibrations have been conducted in the closed laboratory facility: environment temperature (22 ± 3)°C and humidity < 70%.

Calibration Equipment used (M&TE critical for calibration)

| Primary Standards           | ID #               | Cal Date (Certificate No.)      | Scheduled Calibration |
|-----------------------------|--------------------|---------------------------------|-----------------------|
| Power meter NRP             | SN: 104778         | 04-Apr-22 (No. 217-03525/03524) | Apr-23                |
| Power sensor NRP-Z91        | SN: 103244         | 04-Apr-22 (No. 217-03524)       | Apr-23                |
| Power sensor NRP-Z91        | SN: 103245         | 04-Apr-22 (No. 217-03525)       | Apr-23                |
| Reference 20 dB Attenuator  | SN: BH9394 (20k)   | 04-Apr-22 (No. 217-03527)       | Apr-23                |
| Type-N mismatch combination | SN: 310982 / 06327 | 04-Apr-22 (No. 217-03528)       | Apr-23                |
| Reference Probe EX3DV4      | SN: 7349           | 10-Jan-23 (No. EX3-7349_Jan23)  | Jan-24                |
| DAE4                        | SN: 601            | 19-Dec-22 (No. DAE4-601_Dec22)  | Dec-23                |

| Secondary Standards             | ID #           | Check Date (in house)             | Scheduled Check        |
|---------------------------------|----------------|-----------------------------------|------------------------|
| Power meter E4419B              | SN: GB39512475 | 30-Oct-14 (in house check Oct-22) | In house check: Oct-24 |
| Power sensor HP 8481A           | SN: US37292783 | 07-Oct-15 (in house check Oct-22) | In house check: Oct-24 |
| Power sensor HP 8481A           | SN: MY41093315 | 07-Oct-15 (in house check Oct-22) | In house check: Oct-24 |
| RF generator R&S SMT-06         | SN: 100972     | 15-Jun-15 (in house check Oct-22) | In house check: Oct-24 |
| Network Analyzer Agilent E8358A | SN: US41080477 | 31-Mar-14 (in house check Oct-22) | In house check: Oct-24 |

Calibrated by: **Paulo Pina** (Name), **Laboratory Technician** (Function), *[Signature]* (Signature)

Approved by: **Sven Kühn** (Name), **Technical Manager** (Function), *[Signature]* (Signature)

Issued: January 24, 2023

This calibration certificate shall not be reproduced except in full without written approval of the laboratory.

|    |                    |                    |
|----|--------------------|--------------------|
| 결재 | 담당자                | 확인자                |
|    | <i>[Signature]</i> | <i>[Signature]</i> |
|    | 01/박성훈             | 01/서용경             |
|    | 2023.01.09         | 2023.02.09         |



**Calibration Laboratory of  
Schmid & Partner  
Engineering AG**  
Zeughausstrasse 43, 8004 Zurich, Switzerland



**S** Schweizerischer Kalibrierdienst  
**C** Service suisse d'étalonnage  
**S** Servizio svizzero di taratura  
**S** Swiss Calibration Service

Accredited by the Swiss Accreditation Service (SAS)  
The Swiss Accreditation Service is one of the signatories to the EA  
Multilateral Agreement for the recognition of calibration certificates.

Accreditation No.: **SCS 0108**

**Glossary:**

|       |                                 |
|-------|---------------------------------|
| TSL   | tissue simulating liquid        |
| ConvF | sensitivity in TSL / NORM x,y,z |
| N/A   | not applicable or not measured  |

**Calibration is Performed According to the Following Standards:**

- a) IEC/IEEE 62209-1528, "Measurement Procedure For The Assessment Of Specific Absorption Rate Of Human Exposure To Radio Frequency Fields From Hand-Held And Body-Worn Wireless Communication Devices - Part 1528: Human Models, Instrumentation And Procedures (Frequency Range of 4 MHz to 10 GHz)", October 2020.
- b) KDB 865664, "SAR Measurement Requirements for 100 MHz to 6 GHz"

**Additional Documentation:**

- c) DASY System Handbook

**Methods Applied and Interpretation of Parameters:**

- *Measurement Conditions:* Further details are available from the Validation Report at the end of the certificate. All figures stated in the certificate are valid at the frequency indicated.
- *Antenna Parameters with TSL:* The source is mounted in a touch configuration below the center marking of the flat phantom.
- *Return Loss:* This parameter is measured with the source positioned under the liquid filled phantom (as described in the measurement condition clause). The Return Loss ensures low reflected power. No uncertainty required.
- *SAR measured:* SAR measured at the stated antenna input power.
- *SAR normalized:* SAR as measured, normalized to an input power of 1 W at the antenna connector.
- *SAR for nominal TSL parameters:* The measured TSL parameters are used to calculate the nominal SAR result.

The reported uncertainty of measurement is stated as the standard uncertainty of measurement multiplied by the coverage factor k=2, which for a normal distribution corresponds to a coverage probability of approximately 95%.

**Measurement Conditions**

DASY system configuration, as far as not given on page 1.

|                              |                        |             |
|------------------------------|------------------------|-------------|
| DASY Version                 | DASY52                 | V52.10.4    |
| Extrapolation                | Advanced Extrapolation |             |
| Phantom                      | Modular Flat Phantom   |             |
| Distance Dipole Center - TSL | 10 mm                  | with Spacer |
| Zoom Scan Resolution         | dx, dy, dz = 5 mm      |             |
| Frequency                    | 1900 MHz ± 1 MHz       |             |

**Head TSL parameters**

The following parameters and calculations were applied.

|   | Temperature     | Permittivity | Conductivity     |
|---|-----------------|--------------|------------------|
| Nominal Head TSL parameters             | 22.0 °C         | 40.0         | 1.40 mho/m       |
| Measured Head TSL parameters            | (22.0 ± 0.2) °C | 38.6 ± 6 %   | 1.39 mho/m ± 6 % |
| Head TSL temperature change during test | < 0.5 °C        | ---          | ---              |

**SAR result with Head TSL**

| SAR averaged over 1 cm <sup>3</sup> (1 g) of Head TSL | Condition          |                                 |
|---|--------------------|---------------------------------|
| SAR measured  | 250 mW input power | 9.77 W/kg                       |
| SAR for nominal Head TSL parameters                   | normalized to 1W   | <b>38.9 W/kg ± 17.0 % (k=2)</b> |

| SAR averaged over 10 cm <sup>3</sup> (10 g) of Head TSL | condition          |                                 |
|---|--------------------|---------------------------------|
| SAR measured  | 250 mW input power | 5.09 W/kg                       |
| SAR for nominal Head TSL parameters                     | normalized to 1W   | <b>20.3 W/kg ± 16.5 % (k=2)</b> |

**Appendix (Additional assessments outside the scope of SCS 0108)****Antenna Parameters with Head TSL**

|                                      |                                |
|--------------------------------------|--------------------------------|
| Impedance, transformed to feed point | 50.2 $\Omega$ + 6.3 j $\Omega$ |
| Return Loss                          | - 24.1 dB                      |

**General Antenna Parameters and Design**

|                                  |          |
|----------------------------------|----------|
| Electrical Delay (one direction) | 1.193 ns |
|----------------------------------|----------|

After long term use with 100W radiated power, only a slight warming of the dipole near the feedpoint can be measured.

The dipole is made of standard semirigid coaxial cable. The center conductor of the feeding line is directly connected to the second arm of the dipole. The antenna is therefore short-circuited for DC-signals. On some of the dipoles, small end caps are added to the dipole arms in order to improve matching when loaded according to the position as explained in the "Measurement Conditions" paragraph. The SAR data are not affected by this change. The overall dipole length is still according to the Standard.

No excessive force must be applied to the dipole arms, because they might bend or the soldered connections near the feedpoint may be damaged.

**Additional EUT Data**

|                 |       |
|-----------------|-------|
| Manufactured by | SPEAG |
|-----------------|-------|

**DASY5 Validation Report for Head TSL**

Date: 23.01.2023

Test Laboratory: SPEAG, Zurich, Switzerland

**DUT: Dipole 1900 MHz; Type: D1900V2; Serial: D1900V2 - SN:5d061**

Communication System: UID 0 - CW; Frequency: 1900 MHz

Medium parameters used:  $f = 1900$  MHz;  $\sigma = 1.39$  S/m;  $\epsilon_r = 38.6$ ;  $\rho = 1000$  kg/m<sup>3</sup>

Phantom section: Flat Section

Measurement Standard: DASY5 (IEEE/IEC/ANSI C63.19-2011)

**DASY52 Configuration:**

- Probe: EX3DV4 - SN7349; ConvF(8.43, 8.43, 8.43) @ 1900 MHz; Calibrated: 10.01.2023
- Sensor-Surface: 1.4mm (Mechanical Surface Detection)
- Electronics: DAE4 Sn601; Calibrated: 19.12.2022
- Phantom: Flat Phantom 5.0 (front); Type: QD 000 P50 AA; Serial: 1001
- DASY52 52.10.4(1535); SEMCAD X 14.6.14(7501)

**Dipole Calibration for Head Tissue/Pin=250 mW, d=10mm/Zoom Scan (7x7x7)/Cube 0:**

Measurement grid: dx=5mm, dy=5mm, dz=5mm

Reference Value = 109.1 V/m; Power Drift = 0.01 dB


Peak SAR (extrapolated) = 18.1 W/kg

**SAR(1 g) = 9.77 W/kg; SAR(10 g) = 5.09 W/kg**

Smallest distance from peaks to all points 3 dB below = 10 mm

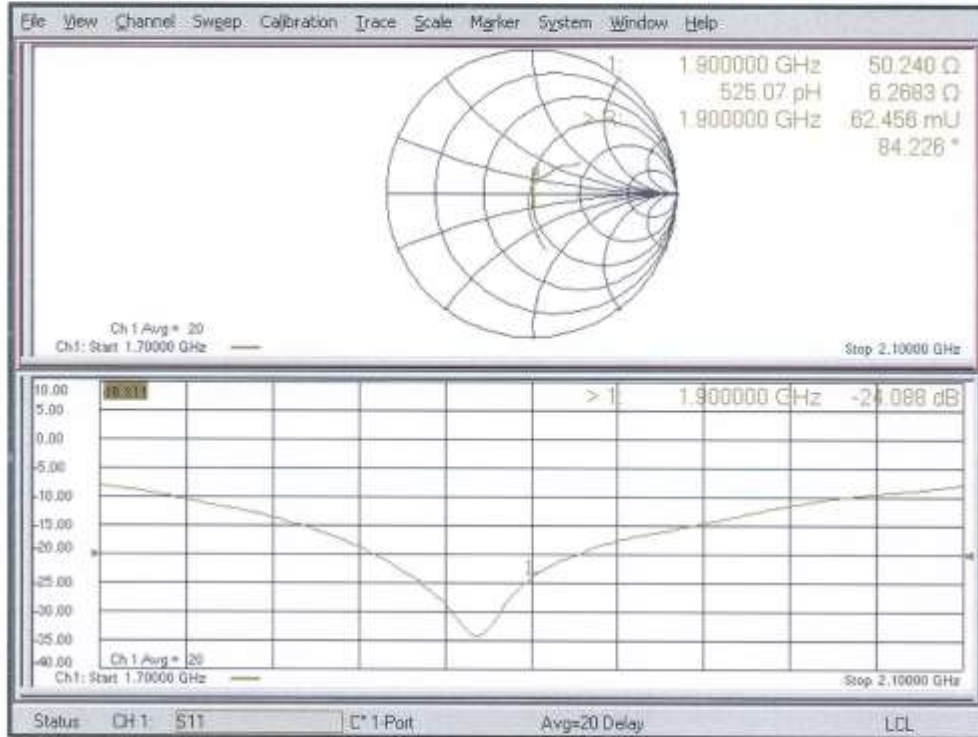
Ratio of SAR at M2 to SAR at M1 = 54.6%

Maximum value of SAR (measured) = 15.1 W/kg





Impedance Measurement Plot for Head TSL



**Calibration Laboratory of  
Schmid & Partner  
Engineering AG**  
Zeughausstrasse 43, 8004 Zurich, Switzerland



**S** Schweizerischer Kalibrierdienst  
**C** Service suisse d'étalonnage  
**S** Servizio svizzero di taratura  
**S** Swiss Calibration Service

Accredited by the Swiss Accreditation Service (SAS)  
The Swiss Accreditation Service is one of the signatories to the EA  
Multilateral Agreement for the recognition of calibration certificates

Accreditation No.: **SCS 0108**

Client **HCT (Dymstec)**

Certificate No: **D2450V2-743\_May22**

**CALIBRATION CERTIFICATE**

|   |   | 발<br>재                            | 담당자<br>김리민<br>2022.6.20 | 확인자<br>[Signature]<br>2022.6.20 |
|---|---|-----------------------------------|-------------------------|---------------------------------|
| Object  | D2450V2 - SN:743  |                                   |                         |                                 |
| Calibration procedure(s)  | QA CAL-05.v11<br>Calibration Procedure for SAR Validation Sources between 0.7-3 GHz |                                   |                         |                                 |
| Calibration date:   | May 31, 2022  |                                   |                         |                                 |
| This calibration certificate documents the traceability to national standards, which realize the physical units of measurements (SI).<br>The measurements and the uncertainties with confidence probability are given on the following pages and are part of the certificate. |   |                                   |                         |                                 |
| All calibrations have been conducted in the closed laboratory facility: environment temperature (22 ± 3)°C and humidity < 70%.  |   |                                   |                         |                                 |
| Calibration Equipment used (M&TE critical for calibration)  |   |                                   |                         |                                 |
| Primary Standards   | ID #  | Cal Date (Certificate No.)        |                         | Scheduled Calibration           |
| Power meter NRP   | SN: 104778  | 04-Apr-22 (No. 217-03525/03524)   |                         | Apr-23                          |
| Power sensor NRP-Z91  | SN: 103244  | 04-Apr-22 (No. 217-03524)         |                         | Apr-23                          |
| Power sensor NRP-Z91  | SN: 103245  | 04-Apr-22 (No. 217-03525)         |                         | Apr-23                          |
| Reference 20 dB Attenuator  | SN: BH9394 (20k)  | 04-Apr-22 (No. 217-03527)         |                         | Apr-23                          |
| Type-N mismatch combination   | SN: 310982 / 06327  | 04-Apr-22 (No. 217-03528)         |                         | Apr-23                          |
| Reference Probe EX30V4  | SN: 7349  | 31-Dec-21 (No. EX3-7349_Dec21)    |                         | Dec-22                          |
| DAE4  | SN: 601   | 02-May-22 (No. DAE4-801_May22)    |                         | May-23                          |
| Secondary Standards   | ID #  | Check Date (in house)             |                         | Scheduled Check                 |
| Power meter E4419B  | SN: G839512475  | 30-Oct-14 (in house check Oct-20) |                         | In house check: Oct-22          |
| Power sensor HP 8481A   | SN: US37292783  | 07-Oct-15 (in house check Oct-20) |                         | In house check: Oct-22          |
| Power sensor HP 8481A   | SN: MY41083315  | 07-Oct-15 (in house check Oct-20) |                         | In house check: Oct-22          |
| RF generator R&S SMT-06   | SN: 100972  | 15-Jun-15 (in house check Oct-20) |                         | In house check: Oct-22          |
| Network Analyzer Agilent E8358A   | SN: US41080477  | 31-Mar-14 (in house check Oct-20) |                         | In house check: Oct-22          |
| Calibrated by:  | Name  | Function                          | Signature               |                                 |
|   | Joanna Lieshaj  | Laboratory Technician             | [Signature]             |                                 |
| Approved by:  | Sven Kühn   | Technical Manager                 | [Signature]             |                                 |
|   |   |                                   |                         | Issued: June 3, 2022            |
| This calibration certificate shall not be reproduced except in full without written approval of the laboratory.   |   |                                   |                         |                                 |

**Calibration Laboratory of  
Schmid & Partner  
Engineering AG**  
Zeughausstrasse 43, 8004 Zurich, Switzerland



**S** Schweizerischer Kalibrierdienst  
**C** Service suisse d'étalonnage  
**S** Servizio svizzero di taratura  
**S** Swiss Calibration Service

Accredited by the Swiss Accreditation Service (SAS)  
The Swiss Accreditation Service is one of the signatories to the EA  
Multilateral Agreement for the recognition of calibration certificates

Accreditation No.: **SCS 0108**

**Glossary:**

|       |                                 |
|-------|---------------------------------|
| TSL   | tissue simulating liquid        |
| ConvF | sensitivity in TSL / NORM x,y,z |
| N/A   | not applicable or not measured  |

**Calibration is Performed According to the Following Standards:**

- a) IEC/IEEE 62209-1528, "Measurement Procedure For The Assessment Of Specific Absorption Rate Of Human Exposure To Radio Frequency Fields From Hand-Held And Body-Worn Wireless Communication Devices - Part 1528: Human Models, Instrumentation And Procedures (Frequency Range of 4 MHz to 10 GHz)", October 2020.
- b) KDB 865664, "SAR Measurement Requirements for 100 MHz to 6 GHz"

**Additional Documentation:**

- c) DASY System Handbook

**Methods Applied and Interpretation of Parameters:**

- *Measurement Conditions:* Further details are available from the Validation Report at the end of the certificate. All figures stated in the certificate are valid at the frequency indicated.
- *Antenna Parameters with TSL:* The source is mounted in a touch configuration below the center marking of the flat phantom.
- *Return Loss:* This parameter is measured with the source positioned under the liquid filled phantom (as described in the measurement condition clause). The Return Loss ensures low reflected power. No uncertainty required.
- *SAR measured:* SAR measured at the stated antenna input power.
- *SAR normalized:* SAR as measured, normalized to an input power of 1 W at the antenna connector.
- *SAR for nominal TSL parameters:* The measured TSL parameters are used to calculate the nominal SAR result.

The reported uncertainty of measurement is stated as the standard uncertainty of measurement multiplied by the coverage factor  $k=2$ , which for a normal distribution corresponds to a coverage probability of approximately 95%.

**Measurement Conditions**

DASY system configuration, as far as not given on page 1.

|                              |                        |             |
|------------------------------|------------------------|-------------|
| DASY Version                 | DASY52                 | V52.10.4    |
| Extrapolation                | Advanced Extrapolation |             |
| Phantom                      | Modular Flat Phantom   |             |
| Distance Dipole Center - TSL | 10 mm                  | with Spacer |
| Zoom Scan Resolution         | dx, dy, dz = 5 mm      |             |
| Frequency                    | 2450 MHz ± 1 MHz       |             |

**Head TSL parameters**

The following parameters and calculations were applied.

|   | Temperature     | Permittivity | Conductivity     |
|---|-----------------|--------------|------------------|
| Nominal Head TSL parameters             | 22.0 °C         | 39.2         | 1.80 mho/m       |
| Measured Head TSL parameters            | (22.0 ± 0.2) °C | 38.3 ± 6 %   | 1.84 mho/m ± 6 % |
| Head TSL temperature change during test | < 0.5 °C        | ---          | ---              |

**SAR result with Head TSL**

|   |                    |                                 |
|---|--------------------|---------------------------------|
| <b>SAR averaged over 1 cm<sup>3</sup> (1 g) of Head TSL</b>   | Condition          |                                 |
| SAR measured  | 250 mW input power | 13.5 W/kg                       |
| SAR for nominal Head TSL parameters                           | normalized to 1W   | <b>53.2 W/kg ± 17.0 % (k=2)</b> |
| <b>SAR averaged over 10 cm<sup>3</sup> (10 g) of Head TSL</b> | condition          |                                 |
| SAR measured  | 250 mW input power | 6.26 W/kg                       |
| SAR for nominal Head TSL parameters                           | normalized to 1W   | <b>24.8 W/kg ± 16.5 % (k=2)</b> |



**Appendix (Additional assessments outside the scope of SCS 0108)****Antenna Parameters with Head TSL**

|                                      |                                |
|--------------------------------------|--------------------------------|
| Impedance, transformed to feed point | 54.7 $\Omega$ + 5.9 j $\Omega$ |
| Return Loss                          | - 22.8 dB                      |

**General Antenna Parameters and Design**

|                                  |          |
|----------------------------------|----------|
| Electrical Delay (one direction) | 1.160 ns |
|----------------------------------|----------|

After long term use with 100W radiated power, only a slight warming of the dipole near the feedpoint can be measured.

The dipole is made of standard semirigid coaxial cable. The center conductor of the feeding line is directly connected to the second arm of the dipole. The antenna is therefore short-circuited for DC-signals. On some of the dipoles, small end caps are added to the dipole arms in order to improve matching when loaded according to the position as explained in the "Measurement Conditions" paragraph. The SAR data are not affected by this change. The overall dipole length is still according to the Standard.

No excessive force must be applied to the dipole arms, because they might bend or the soldered connections near the feedpoint may be damaged.

**Additional EUT Data**

|                 |       |
|-----------------|-------|
| Manufactured by | SPEAG |
|-----------------|-------|

**DASY5 Validation Report for Head TSL**

Date: 31.05.2022

Test Laboratory: SPEAG, Zurich, Switzerland

**DUT: Dipole 2450 MHz; Type: D2450V2; Serial: D2450V2 - SN:743**

Communication System: UID 0 - CW; Frequency: 2450 MHz

Medium parameters used:  $f = 2450$  MHz;  $\sigma = 1.84$  S/m;  $\epsilon_r = 38.3$ ;  $\rho = 1000$  kg/m<sup>3</sup>

Phantom section: Flat Section

Measurement Standard: DASY5 (IEEE/IEC/ANSI C63.19-2011)

DASY52 Configuration:

- Probe: EX3DV4 - SN7349; ConvF(7.96, 7.96, 7.96) @ 2450 MHz; Calibrated: 31.12.2021
- Sensor-Surface: 1.4mm (Mechanical Surface Detection)
- Electronics: DAE4 Sn601; Calibrated: 02.05.2022
- Phantom: Flat Phantom 5.0 (front); Type: QD 000 P50 AA; Serial: 1001
- DASY52 52.10.4(1535); SEMCAD X 14.6.14(7501)

**Dipole Calibration for Head Tissue/Pin=250 mW, d=10mm/Zoom Scan (7x7x7)/Cube 0:**

Measurement grid: dx=5mm, dy=5mm, dz=5mm

Reference Value = 116.2 V/m; Power Drift = 0.08 dB


Peak SAR (extrapolated) = 27.0 W/kg

**SAR(1 g) = 13.5 W/kg; SAR(10 g) = 6.26 W/kg**

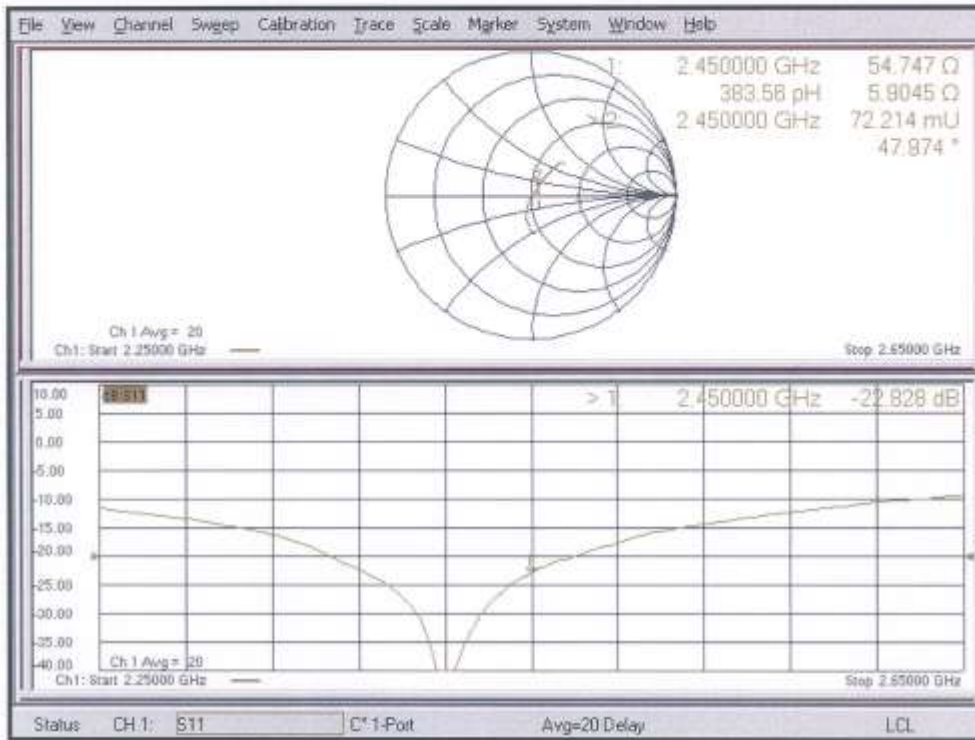
Smallest distance from peaks to all points 3 dB below = 9 mm

Ratio of SAR at M2 to SAR at M1 = 50%

Maximum value of SAR (measured) = 22.1 W/kg



### Impedance Measurement Plot for Head TSL



**Calibration Laboratory of  
Schmid & Partner  
Engineering AG**  
Zeughausstrasse 43, 8004 Zurich, Switzerland



**S** Schweizerischer Kalibrierdienst  
**C** Service suisse d'étalonnage  
**S** Servizio svizzero di taratura  
**S** Swiss Calibration Service

Accredited by the Swiss Accreditation Service (SAS)  
The Swiss Accreditation Service is one of the signatories to the EA  
Multilateral Agreement for the recognition of calibration certificates

Accreditation No.: **SCS 0108**

Client **HCT (Dymstec)**

Certificate No: **D2600V2-1015\_Jul22**

**CALIBRATION CERTIFICATE**

Object: **D2600V2 - SN:1015**

Calibration procedure(s): **QA CAL-05.v11  
Calibration Procedure for SAR Validation Sources between 0.7-3 GHz**

Calibration date: **July 15, 2022**

This calibration certificate documents the traceability to national standards, which realize the physical units of measurements (SI).  
The measurements and the uncertainties with confidence probability are given on the following pages and are part of the certificate.

All calibrations have been conducted in the closed laboratory facility; environment temperature (22 ± 3)°C and humidity < 70%.

Calibration Equipment used (M&TE critical for calibration)

| Primary Standards               | ID #               | Cal Date (Certificate No.)        | Scheduled Calibration  |
|---------------------------------|--------------------|-----------------------------------|------------------------|
| Power meter NRP                 | SN: 104778         | 04-Apr-22 (No. 217-03525/03524)   | Apr-23                 |
| Power sensor NRP-Z91            | SN: 103244         | 04-Apr-22 (No. 217-03524)         | Apr-23                 |
| Power sensor NRP-Z91            | SN: 103245         | 04-Apr-22 (No. 217-03525)         | Apr-23                 |
| Reference 20 dB Attenuator      | SN: BH9394 (20k)   | 04-Apr-22 (No. 217-03527)         | Apr-23                 |
| Type-N mismatch combination     | SN: 310982 / 06327 | 04-Apr-22 (No. 217-03528)         | Apr-23                 |
| Reference Probe EX3DV4          | SN: 7349           | 31-Dec-21 (No. EX3-7349_Dec21)    | Dec-22                 |
| DAE4                            | SN: 601            | 02-May-22 (No. DAE4-601_May22)    | May-23                 |
| Secondary Standards             | ID #               | Check Date (In house)             | Scheduled Check        |
| Power meter E4419B              | SN: GB39512475     | 30-Oct-14 (in house check Oct-20) | In house check: Oct-22 |
| Power sensor HP 8481A           | SN: US37292783     | 07-Oct-15 (in house check Oct-20) | In house check: Oct-22 |
| Power sensor HP 8481A           | SN: MY41093315     | 07-Oct-15 (in house check Oct-20) | In house check: Oct-22 |
| RF generator R&S SMT-06         | SN: 100972         | 15-Jun-15 (in house check Oct-20) | In house check: Oct-22 |
| Network Analyzer Agilent E8358A | SN: US41080477     | 31-Mar-14 (in house check Oct-20) | In house check: Oct-22 |

Calibrated by: **Aikonia Georgiadou** (Name), **Laboratory Technician** (Function), *[Signature]* (Signature)

Approved by: **Sven Köhn** (Name), **Deputy Manager** (Function), *[Signature]* (Signature)

Issued: July 25, 2022

This calibration certificate shall not be reproduced except in full without written approval of the laboratory.

|        |   |   |
|--------|---|---|
| 결<br>재 | 담당자<br><i>[Signature]</i><br>01/박지현<br>2022.08.10 | 확인자<br><i>[Signature]</i><br>김/희준<br>2022.08.10 |
|--------|---|---|



**Calibration Laboratory of  
Schmid & Partner  
Engineering AG**  
Zeughausstrasse 43, 8004 Zurich, Switzerland



**S** Schweizerischer Kalibrierdienst  
**C** Service suisse d'étalonnage  
**S** Servizio svizzero di taratura  
**S** Swiss Calibration Service

Accredited by the Swiss Accreditation Service (SAS)  
The Swiss Accreditation Service is one of the signatories to the EA  
Multilateral Agreement for the recognition of calibration certificates

Accreditation No.: **SCS 0108**

**Glossary:**

|       |                                 |
|-------|---------------------------------|
| TSL   | tissue simulating liquid        |
| ConvF | sensitivity in TSL / NORM x,y,z |
| N/A   | not applicable or not measured  |

**Calibration is Performed According to the Following Standards:**

- a) IEC/IEEE 62209-1528, "Measurement Procedure For The Assessment Of Specific Absorption Rate Of Human Exposure To Radio Frequency Fields From Hand-Held And Body-Worn Wireless Communication Devices - Part 1528: Human Models, Instrumentation And Procedures (Frequency Range of 4 MHz to 10 GHz)", October 2020.
- b) KDB 865664, "SAR Measurement Requirements for 100 MHz to 6 GHz"

**Additional Documentation:**

- c) DASY System Handbook

**Methods Applied and Interpretation of Parameters:**

- *Measurement Conditions:* Further details are available from the Validation Report at the end of the certificate. All figures stated in the certificate are valid at the frequency indicated.
- *Antenna Parameters with TSL:* The source is mounted in a touch configuration below the center marking of the flat phantom.
- *Return Loss:* This parameter is measured with the source positioned under the liquid filled phantom (as described in the measurement condition clause). The Return Loss ensures low reflected power. No uncertainty required.
- *SAR measured:* SAR measured at the stated antenna input power.
- *SAR normalized:* SAR as measured, normalized to an input power of 1 W at the antenna connector.
- *SAR for nominal TSL parameters:* The measured TSL parameters are used to calculate the nominal SAR result.

The reported uncertainty of measurement is stated as the standard uncertainty of measurement multiplied by the coverage factor  $k=2$ , which for a normal distribution corresponds to a coverage probability of approximately 95%.

**Measurement Conditions**

DASY system configuration, as far as not given on page 1.

|                              |                        |             |
|------------------------------|------------------------|-------------|
| DASY Version                 | DASY52                 | V52.10.4    |
| Extrapolation                | Advanced Extrapolation |             |
| Phantom                      | Modular Flat Phantom   |             |
| Distance Dipole Center - TSL | 10 mm                  | with Spacer |
| Zoom Scan Resolution         | dx, dy, dz = 5 mm      |             |
| Frequency                    | 2600 MHz ± 1 MHz       |             |

**Head TSL parameters**

The following parameters and calculations were applied.

|   | Temperature     | Permittivity | Conductivity     |
|---|-----------------|--------------|------------------|
| Nominal Head TSL parameters             | 22.0 °C         | 39.0         | 1.96 mho/m       |
| Measured Head TSL parameters            | (22.0 ± 0.2) °C | 37.3 ± 6 %   | 2.01 mho/m ± 6 % |
| Head TSL temperature change during test | < 0.5 °C        | ----         | ----             |

**SAR result with Head TSL**

| SAR averaged over 1 cm <sup>3</sup> (1 g) of Head TSL | Condition          |                                 |
|---|--------------------|---------------------------------|
| SAR measured  | 250 mW input power | 14.4 W/kg                       |
| SAR for nominal Head TSL parameters                   | normalized to 1W   | <b>56.3 W/kg ± 17.0 % (k=2)</b> |

| SAR averaged over 10 cm <sup>3</sup> (10 g) of Head TSL | condition          |                                 |
|---|--------------------|---------------------------------|
| SAR measured  | 250 mW input power | 6.40 W/kg                       |
| SAR for nominal Head TSL parameters                     | normalized to 1W   | <b>25.2 W/kg ± 16.5 % (k=2)</b> |

**Appendix (Additional assessments outside the scope of SCS 0108)****Antenna Parameters with Head TSL**

|                                      |                               |
|--------------------------------------|-------------------------------|
| Impedance, transformed to feed point | 48.9 $\Omega$ - 4.5 $j\Omega$ |
| Return Loss                          | - 26.6 dB                     |

**General Antenna Parameters and Design**

|                                  |          |
|----------------------------------|----------|
| Electrical Delay (one direction) | 1.148 ns |
|----------------------------------|----------|

After long term use with 100W radiated power, only a slight warming of the dipole near the feedpoint can be measured.

The dipole is made of standard semirigid coaxial cable. The center conductor of the feeding line is directly connected to the second arm of the dipole. The antenna is therefore short-circuited for DC-signals. On some of the dipoles, small end caps are added to the dipole arms in order to improve matching when loaded according to the position as explained in the "Measurement Conditions" paragraph. The SAR data are not affected by this change. The overall dipole length is still according to the Standard.

No excessive force must be applied to the dipole arms, because they might bend or the soldered connections near the feedpoint may be damaged.

**Additional EUT Data**

|                 |       |
|-----------------|-------|
| Manufactured by | SPEAG |
|-----------------|-------|

**DASY5 Validation Report for Head TSL**

Date: 15.07.2022

Test Laboratory: SPEAG, Zurich, Switzerland

**DUT: Dipole 2600 MHz; Type: D2600V2; Serial: D2600V2 - SN: 1015**

Communication System: UID 0 - CW; Frequency: 2600 MHz

Medium parameters used:  $f = 2600$  MHz;  $\sigma = 2.01$  S/m;  $\epsilon_r = 37.3$ ;  $\rho = 1000$  kg/m<sup>3</sup>

Phantom section: Flat Section

Measurement Standard: DASY5 (IEEE/IEC/ANSI C63.19-2011)

DASY52 Configuration:

- Probe: EX3DV4 - SN7349; ConvF(7.84, 7.84, 7.84) @ 2600 MHz; Calibrated: 31.12.2021
- Sensor-Surface: 1.4mm (Mechanical Surface Detection)
- Electronics: DAE4 Sn601; Calibrated: 02.05.2022
- Phantom: Flat Phantom 5.0 (front); Type: QD 000 P50 AA; Serial: 1001
- DASY52 52.10.4(1535); SEMCAD X 14.6.14(7501)

**Dipole Calibration for Head Tissue/Pin=250 mW, d=10mm/Zoom Scan (7x7x7)/Cube 0:**

Measurement grid: dx=5mm, dy=5mm, dz=5mm

Reference Value = 117.2 V/m; Power Drift = 0.08 dB


Peak SAR (extrapolated) = 28.3 W/kg

**SAR(1 g) = 14.4 W/kg; SAR(10 g) = 6.40 W/kg**

Smallest distance from peaks to all points 3 dB below = 8.5 mm

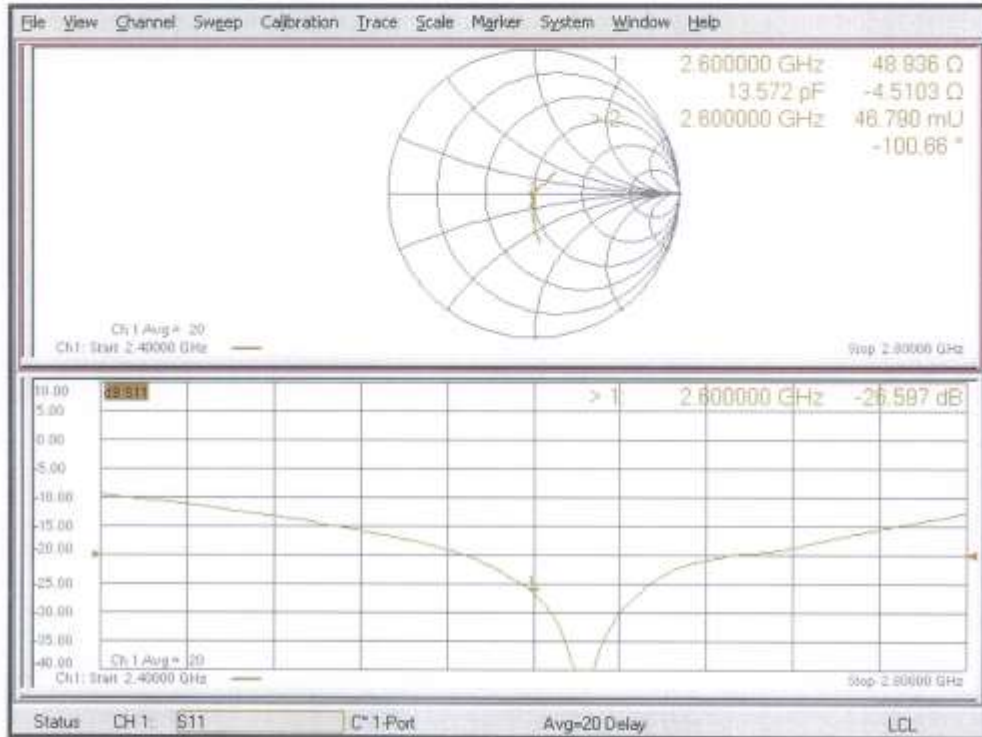
Ratio of SAR at M2 to SAR at M1 = 50.6%

Maximum value of SAR (measured) = 23.7 W/kg





Impedance Measurement Plot for Head TSL



**Calibration Laboratory of  
Schmid & Partner  
Engineering AG**  
Zeughausstrasse 43, 8004 Zurich, Switzerland



**S** Schweizerischer Kalibrierdienst  
**C** Service suisse d'étalonnage  
**S** Servizio svizzero di taratura  
**S** Swiss Calibration Service

Accredited by the Swiss Accreditation Service (SAS)  
The Swiss Accreditation Service is one of the signatories to the EA  
Multilateral Agreement for the recognition of calibration certificates

Accreditation No.: **SCS 0108**

Client **HCT (Dymstec)**

Certificate No: **D3500V2-1040\_Jan23**

**CALIBRATION CERTIFICATE**

Object: **D3500V2 - SN:1040**

Calibration procedure(s): **QA CAL-22,v7  
Calibration Procedure for SAR Validation Sources between 3-10 GHz**

Calibration date: **January 22, 2023**

This calibration certificate documents the traceability to national standards, which realize the physical units of measurements (SI).  
The measurements and the uncertainties with confidence probability are given on the following pages and are part of the certificate.

All calibrations have been conducted in the closed laboratory facility: environment temperature (22 ± 3)°C and humidity < 70%.

Calibration Equipment used (M&TE critical for calibration)

| Primary Standards               | ID #               | Cal Date (Certificate No.)        | Scheduled Calibration  |
|---------------------------------|--------------------|-----------------------------------|------------------------|
| Power meter NRP                 | SN: 104778         | 04-Apr-22 (No. 217-03525/03524)   | Apr-23                 |
| Power sensor NRP-Z91            | SN: 103244         | 04-Apr-22 (No. 217-03524)         | Apr-23                 |
| Power sensor NRP-Z91            | SN: 103245         | 04-Apr-22 (No. 217-03525)         | Apr-23                 |
| Reference 20 dB Attenuator      | SN: BH9394 (20k)   | 04-Apr-22 (No. 217-03527)         | Apr-23                 |
| Type-N mismatch combination     | SN: 310982 / 06327 | 04-Apr-22 (No. 217-03528)         | Apr-23                 |
| Reference Probe EX3DV4          | SN: 3503           | 08-Mar-22 (No. EX3-3503_Mar22)    | Mar-23                 |
| DAE4                            | SN: 601            | 19-Dec-22 (No. DAE4-601_Dec22)    | Dec-23                 |
| Secondary Standards             | ID #               | Check Date (in house)             | Scheduled Check        |
| Power meter E4419B              | SN: GB39512475     | 30-Oct-14 (in house check Oct-22) | In house check: Oct-24 |
| Power sensor HP 8481A           | SN: US37292783     | 07-Oct-15 (in house check Oct-22) | In house check: Oct-24 |
| Power sensor HP 8481A           | SN: MY41093315     | 07-Oct-15 (in house check Oct-22) | In house check: Oct-24 |
| RF generator R&S SMT-06         | SN: 100972         | 15-Jun-15 (in house check Oct-22) | In house check: Oct-24 |
| Network Analyzer Agilent E8358A | SN: US41080477     | 31-Mar-14 (in house check Oct-22) | In house check: Oct-24 |

|                |                         |  |            |
|----------------|-------------------------|--|------------|
| Calibrated by: | Name: <b>Paulo Pina</b> | Function: <b>Laboratory Technician</b> | Signature: |
| Approved by:   | Name: <b>Sven Kühn</b>  | Function: <b>Technical Manager</b>     | Signature: |

Issued: January 23, 2023

This calibration certificate shall not be reproduced except in full without written approval of the laboratory.

Certificate No: D3500V2-1040\_Jan23

Page 1 of 6

|        |                             |                             |
|--------|-----------------------------|-----------------------------|
| 결<br>재 | 담당자<br>P1/박진성<br>2023.02.09 | 확인자<br>CS/허영호<br>2023.02.09 |
|--------|-----------------------------|-----------------------------|

**Calibration Laboratory of  
Schmid & Partner  
Engineering AG**  
Zeughausstrasse 43, 8004 Zurich, Switzerland



**S** Schweizerischer Kalibrierdienst  
**C** Service suisse d'étalonnage  
**S** Servizio svizzero di taratura  
**S** Swiss Calibration Service

Accredited by the Swiss Accreditation Service (SAS)  
The Swiss Accreditation Service is one of the signatories to the EA  
Multilateral Agreement for the recognition of calibration certificates

Accreditation No.: **SCS 0108**

**Glossary:**

|       |                                 |
|-------|---------------------------------|
| TSL   | tissue simulating liquid        |
| ConvF | sensitivity in TSL / NORM x,y,z |
| N/A   | not applicable or not measured  |

**Calibration is Performed According to the Following Standards:**

- a) IEC/IEEE 62209-1528, "Measurement Procedure For The Assessment Of Specific Absorption Rate Of Human Exposure To Radio Frequency Fields From Hand-Held And Body-Worn Wireless Communication Devices - Part 1528: Human Models, Instrumentation And Procedures (Frequency Range of 4 MHz to 10 GHz)", October 2020.
- b) KDB 865664, "SAR Measurement Requirements for 100 MHz to 6 GHz"

**Additional Documentation:**

- c) DASY System Handbook

**Methods Applied and Interpretation of Parameters:**

- *Measurement Conditions:* Further details are available from the Validation Report at the end of the certificate. All figures stated in the certificate are valid at the frequency indicated.
- *Antenna Parameters with TSL:* The source is mounted in a touch configuration below the center marking of the flat phantom.
- *Return Loss:* This parameter is measured with the source positioned under the liquid filled phantom (as described in the measurement condition clause). The Return Loss ensures low reflected power. No uncertainty required.
- *SAR measured:* SAR measured at the stated antenna input power.
- *SAR normalized:* SAR as measured, normalized to an input power of 1 W at the antenna connector.
- *SAR for nominal TSL parameters:* The measured TSL parameters are used to calculate the nominal SAR result.

The reported uncertainty of measurement is stated as the standard uncertainty of measurement multiplied by the coverage factor  $k=2$ , which for a normal distribution corresponds to a coverage probability of approximately 95%.

**Measurement Conditions**

DASY system configuration, as far as not given on page 1:

|                              |                            |                                  |
|------------------------------|----------------------------|----------------------------------|
| DASY Version                 | DASY52                     | V52.10.4                         |
| Extrapolation                | Advanced Extrapolation     |                                  |
| Phantom                      | Modular Flat Phantom       |                                  |
| Distance Dipole Center - TSL | 10 mm                      | with Spacer                      |
| Zoom Scan Resolution         | dx, dy = 4 mm, dz = 1.4 mm | Graded Ratio = 1.4 (Z direction) |
| Frequency                    | 3500 MHz $\pm$ 1 MHz       |                                  |

**Head TSL parameters**

The following parameters and calculations were applied.

|   | Temperature         | Permittivity   | Conductivity         |
|---|---------------------|----------------|----------------------|
| Nominal Head TSL parameters             | 22.0 °C             | 37.9           | 2.91 mho/m           |
| Measured Head TSL parameters            | (22.0 $\pm$ 0.2) °C | 38.1 $\pm$ 6 % | 2.93 mho/m $\pm$ 6 % |
| Head TSL temperature change during test | < 0.5 °C            | ---            | ---                  |

**SAR result with Head TSL**

| SAR averaged over 1 cm <sup>3</sup> (1 g) of Head TSL | Condition          |  |
|---|--------------------|--|
| SAR measured  | 100 mW input power | 6.66 W/kg                                      |
| SAR for nominal Head TSL parameters                   | normalized to 1W   | <b>66.5 W/kg <math>\pm</math> 19.9 % (k=2)</b> |

| SAR averaged over 10 cm <sup>3</sup> (10 g) of Head TSL | condition          |  |
|---|--------------------|--|
| SAR measured  | 100 mW input power | 2.48 W/kg                                      |
| SAR for nominal Head TSL parameters                     | normalized to 1W   | <b>24.9 W/kg <math>\pm</math> 19.5 % (k=2)</b> |



**Appendix (Additional assessments outside the scope of SCS 0108)****Antenna Parameters with Head TSL**

|                                      |                                |
|--------------------------------------|--------------------------------|
| Impedance, transformed to feed point | 52.7 $\Omega$ - 3.1 j $\Omega$ |
| Return Loss                          | - 27.9 dB                      |

**General Antenna Parameters and Design**

|                                  |          |
|----------------------------------|----------|
| Electrical Delay (one direction) | 1.140 ns |
|----------------------------------|----------|

After long term use with 100W radiated power, only a slight warming of the dipole near the feedpoint can be measured.

The dipole is made of standard semirigid coaxial cable. The center conductor of the feeding line is directly connected to the second arm of the dipole. The antenna is therefore short-circuited for DC-signals. On some of the dipoles, small end caps are added to the dipole arms in order to improve matching when loaded according to the position as explained in the "Measurement Conditions" paragraph. The SAR data are not affected by this change. The overall dipole length is still according to the Standard.

No excessive force must be applied to the dipole arms, because they might bend or the soldered connections near the feedpoint may be damaged.

**Additional EUT Data**

|                 |       |
|-----------------|-------|
| Manufactured by | SPEAG |
|-----------------|-------|

**DASY5 Validation Report for Head TSL**

Date: 22.01.2023

Test Laboratory: SPEAG, Zurich, Switzerland

**DUT: Dipole 3500 MHz; Type: D3500V2; Serial: D3500V2 - SN:1040**

Communication System: UID 0 - CW; Frequency: 3500 MHz

Medium parameters used:  $f = 3500$  MHz;  $\sigma = 2.93$  S/m;  $\epsilon_r = 38.1$ ;  $\rho = 1000$  kg/m<sup>3</sup>

Phantom section: Flat Section

Measurement Standard: DASY5 (IEEE/IEC/ANSI C63.19-2011)

DASY52 Configuration:

- Probe: EX3DV4 - SN3503; ConvF(7.91, 7.91, 7.91) @ 3500 MHz; Calibrated: 08.03.2022
- Sensor-Surface: 1.4mm (Mechanical Surface Detection)
- Electronics: DAE4 Sn601; Calibrated: 19.12.2022
- Phantom: Flat Phantom 5.0 (front); Type: QD 000 P50 AA; Serial: 1001
- DASY52 52.10.4(1535); SEMCAD X 14.6.14(7501)

**Dipole Calibration for Head Tissue/Pin=100 mW, d=10mm, f=3500MHz/Zoom Scan, dist=1.4mm (8x8x8)/Cube 0:** Measurement grid: dx=4mm, dy=4mm, dz=1.4mm

Reference Value = 70.71 V/m; Power Drift = -0.05 dB


Peak SAR (extrapolated) = 17.6 W/kg

**SAR(1 g) = 6.66 W/kg; SAR(10 g) = 2.48 W/kg**

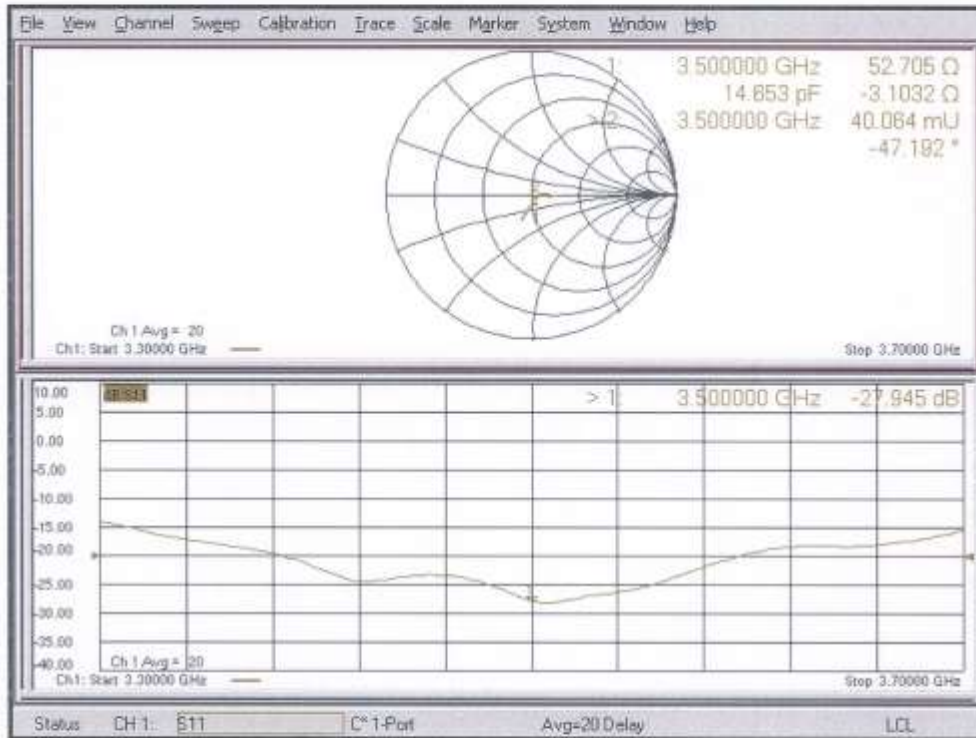
Smallest distance from peaks to all points 3 dB below = 8 mm

Ratio of SAR at M2 to SAR at M1 = 76%

Maximum value of SAR (measured) = 12.6 W/kg



Impedance Measurement Plot for Head TSL



**Calibration Laboratory of  
Schmid & Partner  
Engineering AG**  
Zeughausstrasse 43, 8004 Zurich, Switzerland



**S** Schweizerischer Kalibrierdienst  
**C** Service suisse d'étalonnage  
**S** Servizio svizzero di taratura  
**S** Swiss Calibration Service

Accredited by the Swiss Accreditation Service (SAS)  
The Swiss Accreditation Service is one of the signatories to the EA  
Multilateral Agreement for the recognition of calibration certificates

Accreditation No.: **SCS 0108**

Client **HCT (Dymstec)**

Certificate No: **D3700V2-1066\_Nov22**

### CALIBRATION CERTIFICATE

Object: **D3700V2 - SN:1066**

Calibration procedure(s): **QA CAL-22.v6  
Calibration Procedure for SAR Validation Sources between 3-10 GHz**

Calibration date: **November 14, 2022**

This calibration certificate documents the traceability to national standards, which realize the physical units of measurements (SI).  
The measurements and the uncertainties with confidence probability are given on the following pages and are part of the certificate.

All calibrations have been conducted in the closed laboratory facility: environment temperature (22 ± 3)°C and humidity < 70%.

Calibration Equipment used (M&TE critical for calibration)

| Primary Standards               | ID #               | Cal Date (Certificate No.)        | Scheduled Calibration  |
|---------------------------------|--------------------|-----------------------------------|------------------------|
| Power meter NRP                 | SN: 104778         | 04-Apr-22 (No. 217-03525/03524)   | Apr-23                 |
| Power sensor NRP-Z91            | SN: 103244         | 04-Apr-22 (No. 217-03524)         | Apr-23                 |
| Power sensor NRP-Z91            | SN: 103245         | 04-Apr-22 (No. 217-03525)         | Apr-23                 |
| Reference 20 dB Attenuator      | SN: BH9394 (20k)   | 04-Apr-22 (No. 217-03527)         | Apr-23                 |
| Type-N mismatch combination     | SN: 310982 / 06327 | 04-Apr-22 (No. 217-03528)         | Apr-23                 |
| Reference Probe EX3DV4          | SN: 3503           | 08-Mar-22 (No. EX3-3503_Mar22)    | Mar-23                 |
| DAE4                            | SN: 601            | 31-Aug-22 (No. DAE4-601_Aug22)    | Aug-23                 |
| Secondary Standards             | ID #               | Check Date (in house)             | Scheduled Check        |
| Power meter E4419B              | SN: GB39512475     | 30-Oct-14 (in house check Oct-22) | In house check: Oct-24 |
| Power sensor HP 8481A           | SN: US37292763     | 07-Oct-15 (in house check Oct-22) | In house check: Oct-24 |
| Power sensor HP 8481A           | SN: MY41093315     | 07-Oct-15 (in house check Oct-22) | In house check: Oct-24 |
| RF generator R&S SMT-06         | SN: 100972         | 15-Jun-15 (in house check Oct-22) | In house check: Oct-24 |
| Network Analyzer Agilent E8358A | SN: US41080477     | 31-Mar-14 (in house check Oct-22) | In house check: Oct-24 |

Calibrated by: **Name: Joanna Lieshaj, Function: Laboratory Technician, Signature: [Handwritten]**

Approved by: **Name: Sven Kühn, Function: Technical Manager, Signature: [Handwritten]**

Issued: November 21, 2022

This calibration certificate shall not be reproduced except in full without written approval of the laboratory.

|        |                              |                                    |
|--------|------------------------------|------------------------------------|
| 발<br>재 | 담당자<br>OL/ 박성훈<br>2022.12.05 | 확인자<br>[Handwritten]<br>2022.12.05 |
|--------|------------------------------|------------------------------------|



**Calibration Laboratory of  
Schmid & Partner  
Engineering AG**  
Zeughausstrasse 43, 8004 Zurich, Switzerland



**S** Schweizerischer Kalibrierdienst  
**C** Service suisse d'étalonnage  
**S** Servizio svizzero di taratura  
**S** Swiss Calibration Service

Accredited by the Swiss Accreditation Service (SAS)  
The Swiss Accreditation Service is one of the signatories to the EA  
Multilateral Agreement for the recognition of calibration certificates

Accreditation No.: **SCS 0108**

**Glossary:**

|       |                                 |
|-------|---------------------------------|
| TSL   | tissue simulating liquid        |
| ConvF | sensitivity in TSL / NORM x,y,z |
| N/A   | not applicable or not measured  |

**Calibration is Performed According to the Following Standards:**

- a) IEC/IEEE 62209-1528, "Measurement Procedure For The Assessment Of Specific Absorption Rate Of Human Exposure To Radio Frequency Fields From Hand-Held And Body-Worn Wireless Communication Devices - Part 1528: Human Models, Instrumentation And Procedures (Frequency Range of 4 MHz to 10 GHz)", October 2020.
- b) KDB 865664, "SAR Measurement Requirements for 100 MHz to 6 GHz"

**Additional Documentation:**

- c) DASY System Handbook

**Methods Applied and Interpretation of Parameters:**

- *Measurement Conditions:* Further details are available from the Validation Report at the end of the certificate. All figures stated in the certificate are valid at the frequency indicated.
- *Antenna Parameters with TSL:* The source is mounted in a touch configuration below the center marking of the flat phantom.
- *Return Loss:* This parameter is measured with the source positioned under the liquid filled phantom (as described in the measurement condition clause). The Return Loss ensures low reflected power. No uncertainty required.
- *SAR measured:* SAR measured at the stated antenna input power.
- *SAR normalized:* SAR as measured, normalized to an input power of 1 W at the antenna connector.
- *SAR for nominal TSL parameters:* The measured TSL parameters are used to calculate the nominal SAR result.

The reported uncertainty of measurement is stated as the standard uncertainty of measurement multiplied by the coverage factor  $k=2$ , which for a normal distribution corresponds to a coverage probability of approximately 95%.

**Measurement Conditions**

DASY system configuration, as far as not given on page 1.

|                              |                            |                                  |
|------------------------------|----------------------------|----------------------------------|
| DASY Version                 | DASY52                     | V52.10.4                         |
| Extrapolation                | Advanced Extrapolation     |                                  |
| Phantom                      | Modular Flat Phantom       |                                  |
| Distance Dipole Center - TSL | 10 mm                      | with Spacer                      |
| Zoom Scan Resolution         | dx, dy = 4 mm, dz = 1.4 mm | Graded Ratio = 1.4 (Z direction) |
| Frequency                    | 3700 MHz ± 1 MHz           |                                  |

**Head TSL parameters**

The following parameters and calculations were applied.

|   | Temperature     | Permittivity | Conductivity     |
|---|-----------------|--------------|------------------|
| Nominal Head TSL parameters             | 22.0 °C         | 37.7         | 3.12 mho/m       |
| Measured Head TSL parameters            | (22.0 ± 0.2) °C | 38.1 ± 6 %   | 3.08 mho/m ± 6 % |
| Head TSL temperature change during test | < 0.5 °C        | ---          | ---              |

**SAR result with Head TSL**

| SAR averaged over 1 cm <sup>3</sup> (1 g) of Head TSL | Condition          |                                 |
|---|--------------------|---------------------------------|
| SAR measured  | 100 mW input power | 6.76 W/kg                       |
| SAR for nominal Head TSL parameters                   | normalized to 1W   | <b>67.9 W/kg ± 19.9 % (k=2)</b> |

| SAR averaged over 10 cm <sup>3</sup> (10 g) of Head TSL | condition          |                                 |
|---|--------------------|---------------------------------|
| SAR measured  | 100 mW input power | 2.46 W/kg                       |
| SAR for nominal Head TSL parameters                     | normalized to 1W   | <b>24.7 W/kg ± 19.5 % (k=2)</b> |

**Appendix (Additional assessments outside the scope of SCS 0108)****Antenna Parameters with Head TSL**

|                                      |                                |
|--------------------------------------|--------------------------------|
| Impedance, transformed to feed point | 48.7 $\Omega$ + 0.6 j $\Omega$ |
| Return Loss                          | - 36.9 dB                      |

**General Antenna Parameters and Design**

|                                  |          |
|----------------------------------|----------|
| Electrical Delay (one direction) | 1,130 ns |
|----------------------------------|----------|

After long term use with 100W radiated power, only a slight warming of the dipole near the feedpoint can be measured.

The dipole is made of standard semirigid coaxial cable. The center conductor of the feeding line is directly connected to the second arm of the dipole. The antenna is therefore short-circuited for DC-signals. On some of the dipoles, small end caps are added to the dipole arms in order to improve matching when loaded according to the position as explained in the "Measurement Conditions" paragraph. The SAR data are not affected by this change. The overall dipole length is still according to the Standard.

No excessive force must be applied to the dipole arms, because they might bend or the soldered connections near the feedpoint may be damaged.

**Additional EUT Data**

|                  |       |
|------------------|-------|
| Manufactured by: | SPEAG |
|------------------|-------|

**DASY5 Validation Report for Head TSL**

Date: 14.11.2022

Test Laboratory: SPEAG, Zurich, Switzerland

**DUT: Dipole 3700 MHz; Type: D3700V2; Serial: D3700V2 - SN:1066**

Communication System: UID 0 - CW; Frequency: 3700 MHz

Medium parameters used:  $f = 3700$  MHz;  $\sigma = 3.08$  S/m;  $\epsilon_r = 38.1$ ;  $\rho = 1000$  kg/m<sup>3</sup>

Phantom section: Flat Section

Measurement Standard: DASY5 (IEEE/IEC/ANSI C63.19-2011)

## DASY52 Configuration:

- Probe: EX3DV4 - SN3503; ConvF(7.73, 7.73, 7.73) @ 3700 MHz; Calibrated: 08.03.2022
- Sensor-Surface: 1.4mm (Mechanical Surface Detection)
- Electronics: DAE4 Sn601; Calibrated: 31.08.2022
- Phantom: Flat Phantom 5.0 (front); Type: QD 000 P50 AA; Serial: 1001
- DASY52 52.10.4(1535); SEMCAD X 14.6.14(7501)

**Dipole Calibration for Head Tissue/Pin=100 mW, d=10mm, f=3700MHz/Zoom Scan,****dist=1.4mm (8x8x8)/Cube 0:** Measurement grid: dx=4mm, dy=4mm, dz=1.4mm

Reference Value = 69.55 V/m; Power Drift = 0.00 dB


Peak SAR (extrapolated) = 18.5 W/kg

**SAR(1 g) = 6.76 W/kg; SAR(10 g) = 2.46 W/kg**

Smallest distance from peaks to all points 3 dB below = 8 mm

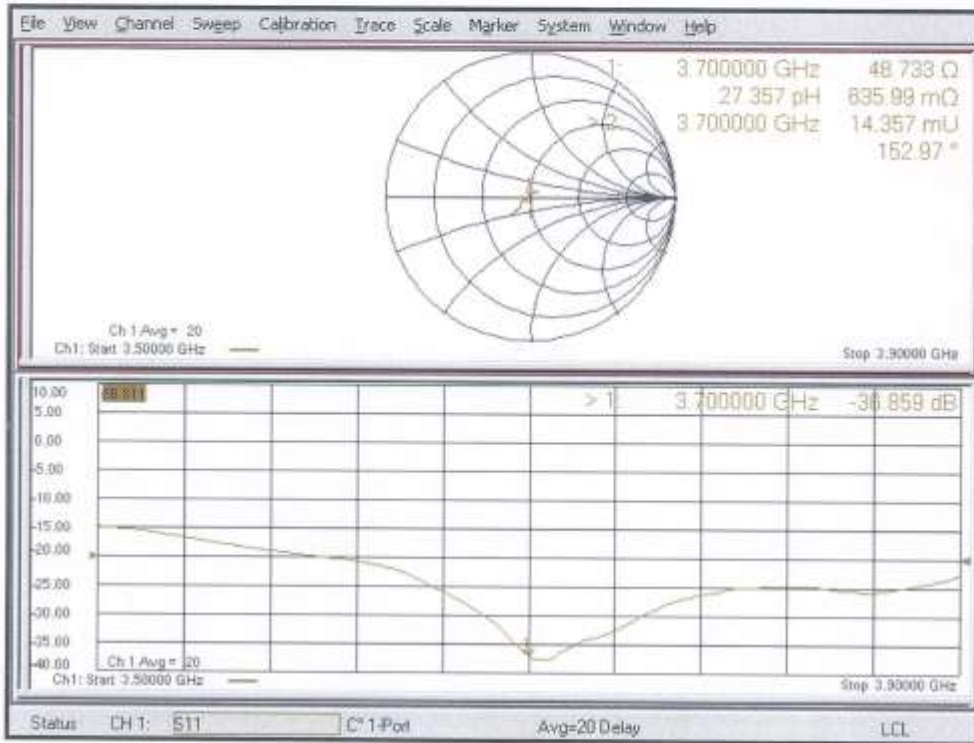
Ratio of SAR at M2 to SAR at M1 = 74.4%

Maximum value of SAR (measured) = 13.0 W/kg





Impedance Measurement Plot for Head TSL



**Calibration Laboratory of  
Schmid & Partner  
Engineering AG**  
Zeughausstrasse 43, 8004 Zurich, Switzerland



**S** Schweizerischer Kalibrierdienst  
**C** Service suisse d'étalonnage  
**S** Servizio svizzero di taratura  
**S** Swiss Calibration Service

Accredited by the Swiss Accreditation Service (SAS)  
The Swiss Accreditation Service is one of the signatories to the EA  
Multilateral Agreement for the recognition of calibration certificates

Accreditation No.: **SCS 0108**

Client **HCT (Dymstec)**

Certificate No: **D3900V2-1086\_May22**

### CALIBRATION CERTIFICATE

Object: **D3900V2 - SN:1086**

Calibration procedure(s): **QA CAL-22.v6  
Calibration Procedure for SAR Validation Sources between 3-10 GHz**

Calibration date: **May 25, 2022**

This calibration certificate documents the traceability to national standards, which realize the physical units of measurements (SI).  
The measurements and the uncertainties with confidence probability are given on the following pages and are part of the certificate.

All calibrations have been conducted in the closed laboratory facility: environment temperature (22 ± 3)°C and humidity < 70%.

Calibration Equipment used (M&TE critical for calibration)

| Primary Standards               | ID #               | Cal Date (Certificate No.)        | Scheduled Calibration  |
|---------------------------------|--------------------|-----------------------------------|------------------------|
| Power meter NRP                 | SN: 104778         | 04-Apr-22 (No. 217-03525/03524)   | Apr-23                 |
| Power sensor NRP-Z91            | SN: 103244         | 04-Apr-22 (No. 217-03524)         | Apr-23                 |
| Power sensor NRP-Z91            | SN: 103245         | 04-Apr-22 (No. 217-03525)         | Apr-23                 |
| Reference 20 dB Attenuator      | SN: BH9394 (20k)   | 04-Apr-22 (No. 217-03527)         | Apr-23                 |
| Type-N mismatch combination     | SN: 310982 / 06327 | 04-Apr-22 (No. 217-03528)         | Apr-23                 |
| Reference Probe EX3DV4          | SN: 3503           | 06-Mar-22 (No. EX3-3503_Mar22)    | Mar-23                 |
| DAE4                            | SN: 601            | 02-May-22 (No. DAE4-601_May22)    | May-23                 |
| Secondary Standards             | ID #               | Check Date (in house)             | Scheduled Check        |
| Power meter E44198              | SN: GB39512475     | 30-Oct-14 (in house check Oct-20) | In house check: Oct-22 |
| Power sensor HP 8461A           | SN: US37292783     | 07-Oct-15 (in house check Oct-20) | In house check: Oct-22 |
| Power sensor HP 8461A           | SN: MY41093315     | 07-Oct-15 (in house check Oct-20) | In house check: Oct-22 |
| RF generator R&S SMT-06         | SN: 100972         | 15-Jun-15 (in house check Oct-20) | In house check: Oct-22 |
| Network Analyzer Agilent E8358A | SN: US41080477     | 31-Mar-14 (in house check Oct-20) | In house check: Oct-22 |

| Calibrated by: | Name          | Function              | Signature |
|----------------|---------------|-----------------------|-----------|
|                | Michael Weber | Laboratory Technician |           |
| Approved by:   | Name          | Function              | Signature |
|                | Sven Köhn     | Technical Manager     |           |

Issued: May 25, 2022

This calibration certificate shall not be reproduced except in full without written approval of the laboratory.

| 발행 | 담당자                  | 확인자                  |
|----|----------------------|----------------------|
| 재  | 01/박성훈<br>2022.06.16 | 05/최동생<br>2022.06.16 |

**Calibration Laboratory of  
Schmid & Partner  
Engineering AG**  
Zeughausstrasse 43, 8004 Zurich, Switzerland



**S** Schweizerischer Kalibrierdienst  
**C** Service suisse d'étalonnage  
**S** Servizio svizzero di taratura  
**S** Swiss Calibration Service

Accredited by the Swiss Accreditation Service (SAS)  
The Swiss Accreditation Service is one of the signatories to the EA  
Multilateral Agreement for the recognition of calibration certificates

Accreditation No.: **SCS 0108**

**Glossary:**

|       |                                 |
|-------|---------------------------------|
| TSL   | tissue simulating liquid        |
| ConvF | sensitivity in TSL / NORM x,y,z |
| N/A   | not applicable or not measured  |

**Calibration is Performed According to the Following Standards:**

- a) IEC/IEEE 62209-1528, "Measurement Procedure For The Assessment Of Specific Absorption Rate Of Human Exposure To Radio Frequency Fields From Hand-Held And Body-Worn Wireless Communication Devices - Part 1528: Human Models, Instrumentation And Procedures (Frequency Range of 4 MHz to 10 GHz)", October 2020.
- b) KDB 865664, "SAR Measurement Requirements for 100 MHz to 6 GHz"

**Additional Documentation:**

- c) DASY System Handbook

**Methods Applied and Interpretation of Parameters:**

- *Measurement Conditions:* Further details are available from the Validation Report at the end of the certificate. All figures stated in the certificate are valid at the frequency indicated.
- *Antenna Parameters with TSL:* The source is mounted in a touch configuration below the center marking of the flat phantom.
- *Return Loss:* This parameter is measured with the source positioned under the liquid filled phantom (as described in the measurement condition clause). The Return Loss ensures low reflected power. No uncertainty required.
- *SAR measured:* SAR measured at the stated antenna input power.
- *SAR normalized:* SAR as measured, normalized to an input power of 1 W at the antenna connector.
- *SAR for nominal TSL parameters:* The measured TSL parameters are used to calculate the nominal SAR result.

The reported uncertainty of measurement is stated as the standard uncertainty of measurement multiplied by the coverage factor  $k=2$ , which for a normal distribution corresponds to a coverage probability of approximately 95%.

**Measurement Conditions**

DASY system configuration, as far as not given on page 1.

|                              |                            |                                  |
|------------------------------|----------------------------|----------------------------------|
| DASY Version                 | DASY52                     | V52.10.4                         |
| Extrapolation                | Advanced Extrapolation     |                                  |
| Phantom                      | Modular Flat Phantom       |                                  |
| Distance Dipole Center - TSL | 10 mm                      | with Spacer                      |
| Zoom Scan Resolution         | dx, dy = 4 mm, dz = 1.4 mm | Graded Ratio = 1.4 (Z direction) |
| Frequency                    | 3900 MHz ± 1 MHz           |                                  |

**Head TSL parameters**

The following parameters and calculations were applied.

|   | Temperature     | Permittivity | Conductivity     |
|---|-----------------|--------------|------------------|
| Nominal Head TSL parameters             | 22,0 °C         | 37,5         | 3.32 mho/m       |
| Measured Head TSL parameters            | (22.0 ± 0.2) °C | 37.3 ± 6 %   | 3.28 mho/m ± 6 % |
| Head TSL temperature change during test | < 0.5 °C        | ----         | ----             |

**SAR result with Head TSL**

| SAR averaged over 1 cm <sup>3</sup> (1 g) of Head TSL | Condition          |                                 |
|---|--------------------|---------------------------------|
| SAR measured  | 100 mW input power | 6.89 W/kg                       |
| SAR for nominal Head TSL parameters                   | normalized to 1W   | <b>68.9 W/kg ± 19.9 % (k=2)</b> |

| SAR averaged over 10 cm <sup>3</sup> (10 g) of Head TSL | condition          |                                 |
|---|--------------------|---------------------------------|
| SAR measured  | 100 mW input power | 2.40 W/kg                       |
| SAR for nominal Head TSL parameters                     | normalized to 1W   | <b>23.9 W/kg ± 19.5 % (k=2)</b> |



**Appendix (Additional assessments outside the scope of SCS 0108)****Antenna Parameters with Head TSL**

|                                      |                                 |
|--------------------------------------|---------------------------------|
| Impedance, transformed to feed point | 45.4 $\Omega$ - 5.9 $\mu\Omega$ |
| Return Loss                          | - 22.1 dB                       |

**General Antenna Parameters and Design**

|                                  |          |
|----------------------------------|----------|
| Electrical Delay (one direction) | 1.099 ns |
|----------------------------------|----------|

After long term use with 100W radiated power, only a slight warming of the dipole near the feedpoint can be measured.

The dipole is made of standard semirigid coaxial cable. The center conductor of the feeding line is directly connected to the second arm of the dipole. The antenna is therefore short-circuited for DC-signals. On some of the dipoles, small end caps are added to the dipole arms in order to improve matching when loaded according to the position as explained in the "Measurement Conditions" paragraph. The SAR data are not affected by this change. The overall dipole length is still according to the Standard.

No excessive force must be applied to the dipole arms, because they might bend or the soldered connections near the feedpoint may be damaged.

**Additional EUT Data**

|                 |       |
|-----------------|-------|
| Manufactured by | SPEAG |
|-----------------|-------|

## DASY5 Validation Report for Head TSL

Date: 25.05.2022

Test Laboratory: SPEAG, Zurich, Switzerland

**DUT: Dipole 3900 MHz; Type: D3900V2; Serial: D3900V2 - SN: 1086**

Communication System: UID 0 - CW; Frequency: 3900 MHz

Medium parameters used:  $f = 3900$  MHz;  $\sigma = 3.28$  S/m;  $\epsilon_r = 37.3$ ;  $\rho = 1000$  kg/m<sup>3</sup>

Phantom section: Flat Section

Measurement Standard: DASY5 (IEEE/IEC/ANSI C63.19-2011)

DASY52 Configuration:

- Probe: EX3DV4 - SN3503; ConvF(7.39, 7.39, 7.39) @ 3900 MHz; Calibrated: 08.03.2022
- Sensor-Surface: 1.4mm (Mechanical Surface Detection)
- Electronics: DAE4 Sn601; Calibrated: 02.05.2022
- Phantom: Flat Phantom 5.0 (front); Type: QD 000 P50 AA; Serial: 1001
- DASY52 52.10.4(1535); SEMCAD X 14.6.14(7501)

**Dipole Calibration for Head Tissue/Pin=100 mW, d=10mm, f=3900MHz/Zoom Scan, dist=1.4mm (8x8x8)/Cube 0:** Measurement grid: dx=4mm, dy=4mm, dz=1.4mm

Reference Value = 70.65 V/m; Power Drift = -0.00 dB

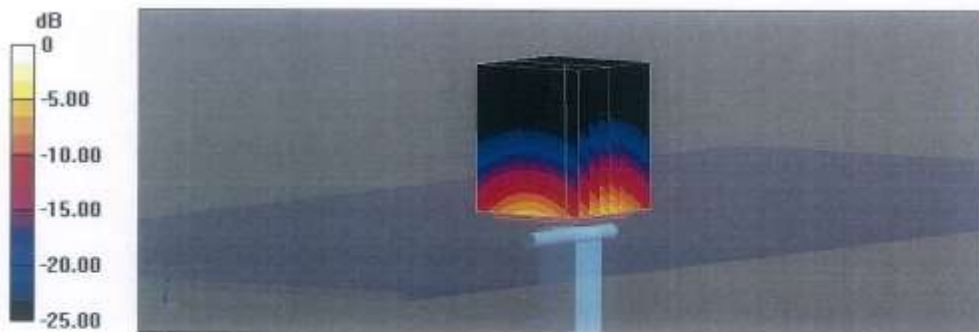
Peak SAR (extrapolated) = 19.8 W/kg

**SAR(1 g) = 6.89 W/kg; SAR(10 g) = 2.40 W/kg**

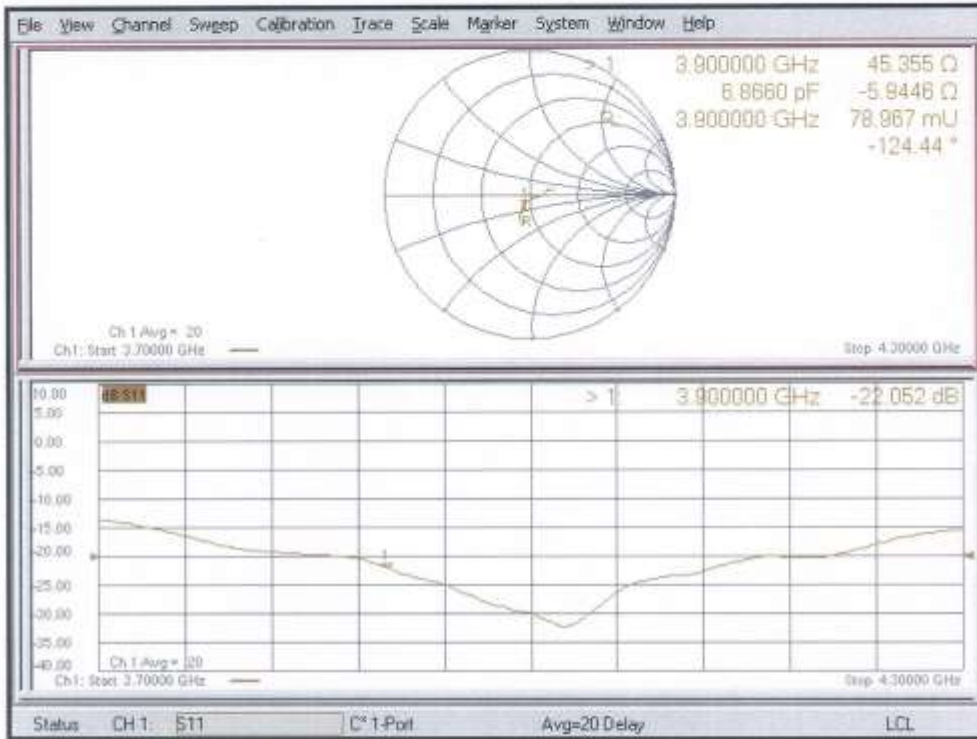
Smallest distance from peaks to all points 3 dB below = 8.2 mm

Ratio of SAR at M2 to SAR at M1 = 73.5%

Maximum value of SAR (measured) = 13.7 W/kg



Impedance Measurement Plot for Head TSL



**Calibration Laboratory of  
Schmid & Partner  
Engineering AG**  
Zeughausstrasse 43, 8004 Zurich, Switzerland



**S** Schweizerischer Kalibrierdienst  
**C** Service suisse d'étalonnage  
**S** Servizio svizzero di taratura  
**S** Swiss Calibration Service

Accredited by the Swiss Accreditation Service (SAS)  
The Swiss Accreditation Service is one of the signatories to the EA  
Multilateral Agreement for the recognition of calibration certificates

Accreditation No.: **SCS 0108**

Client **HCT (Dymstec)**

Certificate No: **D5GHzV2-1253\_May22**

| CALIBRATION CERTIFICATE   |   | 검                                 | 담당자                                       | 화이자       |                   |      |                            |                       |                 |            |                                 |        |                      |            |                           |        |                      |            |                           |        |                            |                  |                           |        |                             |                    |                           |        |                        |          |                                |        |      |         |                                |        |                     |      |                       |                 |                    |                |                                   |                        |                       |                |                                   |                        |                       |                |                                   |                        |                         |            |                                   |                        |                                 |                |                                   |                        |
|---|---|-----------------------------------|---|-----------|-------------------|------|----------------------------|-----------------------|-----------------|------------|---------------------------------|--------|----------------------|------------|---------------------------|--------|----------------------|------------|---------------------------|--------|----------------------------|------------------|---------------------------|--------|-----------------------------|--------------------|---------------------------|--------|------------------------|----------|--------------------------------|--------|------|---------|--------------------------------|--------|---------------------|------|-----------------------|-----------------|--------------------|----------------|-----------------------------------|------------------------|-----------------------|----------------|-----------------------------------|------------------------|-----------------------|----------------|-----------------------------------|------------------------|-------------------------|------------|-----------------------------------|------------------------|---------------------------------|----------------|-----------------------------------|------------------------|
| Object  | D5GHzV2 - SN:1253   | 재                                 | 김 리한                                      | 김 리한      |                   |      |                            |                       |                 |            |                                 |        |                      |            |                           |        |                      |            |                           |        |                            |                  |                           |        |                             |                    |                           |        |                        |          |                                |        |      |         |                                |        |                     |      |                       |                 |                    |                |                                   |                        |                       |                |                                   |                        |                       |                |                                   |                        |                         |            |                                   |                        |                                 |                |                                   |                        |
| Calibration procedure(s)  | QA CAL-22.v6<br>Calibration Procedure for SAR Validation Sources between 3-10 GHz |                                   | 2022.6.20                                 | 2022.6.20 |                   |      |                            |                       |                 |            |                                 |        |                      |            |                           |        |                      |            |                           |        |                            |                  |                           |        |                             |                    |                           |        |                        |          |                                |        |      |         |                                |        |                     |      |                       |                 |                    |                |                                   |                        |                       |                |                                   |                        |                       |                |                                   |                        |                         |            |                                   |                        |                                 |                |                                   |                        |
| Calibration date:   | May 31, 2022  |                                   |   |           |                   |      |                            |                       |                 |            |                                 |        |                      |            |                           |        |                      |            |                           |        |                            |                  |                           |        |                             |                    |                           |        |                        |          |                                |        |      |         |                                |        |                     |      |                       |                 |                    |                |                                   |                        |                       |                |                                   |                        |                       |                |                                   |                        |                         |            |                                   |                        |                                 |                |                                   |                        |
| <p>This calibration certificate documents the traceability to national standards, which realize the physical units of measurements (SI).<br/>The measurements and the uncertainties with confidence probability are given on the following pages and are part of the certificate.</p> <p>All calibrations have been conducted in the closed laboratory facility: environment temperature (22 ± 3)°C and humidity &lt; 70%.</p> <p>Calibration Equipment used (M&amp;TE critical for calibration)</p> <table border="1"> <thead> <tr> <th>Primary Standards</th> <th>ID #</th> <th>Cal Date (Certificate No.)</th> <th>Scheduled Calibration</th> </tr> </thead> <tbody> <tr> <td>Power meter NRP</td> <td>SN: 104778</td> <td>04-Apr-22 (No. 217-03525/03524)</td> <td>Apr-23</td> </tr> <tr> <td>Power sensor NRP-Z91</td> <td>SN: 103244</td> <td>04-Apr-22 (No. 217-03524)</td> <td>Apr-23</td> </tr> <tr> <td>Power sensor NRP-Z91</td> <td>SN: 103245</td> <td>04-Apr-22 (No. 217-03525)</td> <td>Apr-23</td> </tr> <tr> <td>Reference 20 dB Attenuator</td> <td>SN: BH9394 (20k)</td> <td>04-Apr-22 (No. 217-03527)</td> <td>Apr-23</td> </tr> <tr> <td>Type-N mismatch combination</td> <td>SN: 310982 / 06327</td> <td>04-Apr-22 (No. 217-03528)</td> <td>Apr-23</td> </tr> <tr> <td>Reference Probe EX3DV4</td> <td>SN: 3503</td> <td>08-Mar-22 (No. EX3-3503_Mar22)</td> <td>Mar-23</td> </tr> <tr> <td>DAE4</td> <td>SN: 801</td> <td>02-May-22 (No. DAE4-801_May22)</td> <td>May-23</td> </tr> </tbody> </table><br><table border="1"> <thead> <tr> <th>Secondary Standards</th> <th>ID #</th> <th>Check Date (in house)</th> <th>Scheduled Check</th> </tr> </thead> <tbody> <tr> <td>Power meter E4419B</td> <td>SN: GB39512475</td> <td>30-Oct-14 (in house check Oct-20)</td> <td>in house check: Oct-22</td> </tr> <tr> <td>Power sensor HP 8481A</td> <td>SN: US37292783</td> <td>07-Oct-15 (in house check Oct-20)</td> <td>in house check: Oct-22</td> </tr> <tr> <td>Power sensor HP 8481A</td> <td>SN: MY41093315</td> <td>07-Oct-15 (in house check Oct-20)</td> <td>in house check: Oct-22</td> </tr> <tr> <td>RF generator R&amp;S SMT-06</td> <td>SN: 100972</td> <td>15-Jun-15 (in house check Oct-20)</td> <td>in house check: Oct-22</td> </tr> <tr> <td>Network Analyzer Agilent E8358A</td> <td>SN: US41080477</td> <td>31-Mar-14 (in house check Oct-20)</td> <td>in house check: Oct-22</td> </tr> </tbody> </table> |   |                                   |   |           | Primary Standards | ID # | Cal Date (Certificate No.) | Scheduled Calibration | Power meter NRP | SN: 104778 | 04-Apr-22 (No. 217-03525/03524) | Apr-23 | Power sensor NRP-Z91 | SN: 103244 | 04-Apr-22 (No. 217-03524) | Apr-23 | Power sensor NRP-Z91 | SN: 103245 | 04-Apr-22 (No. 217-03525) | Apr-23 | Reference 20 dB Attenuator | SN: BH9394 (20k) | 04-Apr-22 (No. 217-03527) | Apr-23 | Type-N mismatch combination | SN: 310982 / 06327 | 04-Apr-22 (No. 217-03528) | Apr-23 | Reference Probe EX3DV4 | SN: 3503 | 08-Mar-22 (No. EX3-3503_Mar22) | Mar-23 | DAE4 | SN: 801 | 02-May-22 (No. DAE4-801_May22) | May-23 | Secondary Standards | ID # | Check Date (in house) | Scheduled Check | Power meter E4419B | SN: GB39512475 | 30-Oct-14 (in house check Oct-20) | in house check: Oct-22 | Power sensor HP 8481A | SN: US37292783 | 07-Oct-15 (in house check Oct-20) | in house check: Oct-22 | Power sensor HP 8481A | SN: MY41093315 | 07-Oct-15 (in house check Oct-20) | in house check: Oct-22 | RF generator R&S SMT-06 | SN: 100972 | 15-Jun-15 (in house check Oct-20) | in house check: Oct-22 | Network Analyzer Agilent E8358A | SN: US41080477 | 31-Mar-14 (in house check Oct-20) | in house check: Oct-22 |
| Primary Standards   | ID #  | Cal Date (Certificate No.)        | Scheduled Calibration                     |           |                   |      |                            |                       |                 |            |                                 |        |                      |            |                           |        |                      |            |                           |        |                            |                  |                           |        |                             |                    |                           |        |                        |          |                                |        |      |         |                                |        |                     |      |                       |                 |                    |                |                                   |                        |                       |                |                                   |                        |                       |                |                                   |                        |                         |            |                                   |                        |                                 |                |                                   |                        |
| Power meter NRP   | SN: 104778  | 04-Apr-22 (No. 217-03525/03524)   | Apr-23                                    |           |                   |      |                            |                       |                 |            |                                 |        |                      |            |                           |        |                      |            |                           |        |                            |                  |                           |        |                             |                    |                           |        |                        |          |                                |        |      |         |                                |        |                     |      |                       |                 |                    |                |                                   |                        |                       |                |                                   |                        |                       |                |                                   |                        |                         |            |                                   |                        |                                 |                |                                   |                        |
| Power sensor NRP-Z91  | SN: 103244  | 04-Apr-22 (No. 217-03524)         | Apr-23                                    |           |                   |      |                            |                       |                 |            |                                 |        |                      |            |                           |        |                      |            |                           |        |                            |                  |                           |        |                             |                    |                           |        |                        |          |                                |        |      |         |                                |        |                     |      |                       |                 |                    |                |                                   |                        |                       |                |                                   |                        |                       |                |                                   |                        |                         |            |                                   |                        |                                 |                |                                   |                        |
| Power sensor NRP-Z91  | SN: 103245  | 04-Apr-22 (No. 217-03525)         | Apr-23                                    |           |                   |      |                            |                       |                 |            |                                 |        |                      |            |                           |        |                      |            |                           |        |                            |                  |                           |        |                             |                    |                           |        |                        |          |                                |        |      |         |                                |        |                     |      |                       |                 |                    |                |                                   |                        |                       |                |                                   |                        |                       |                |                                   |                        |                         |            |                                   |                        |                                 |                |                                   |                        |
| Reference 20 dB Attenuator  | SN: BH9394 (20k)  | 04-Apr-22 (No. 217-03527)         | Apr-23                                    |           |                   |      |                            |                       |                 |            |                                 |        |                      |            |                           |        |                      |            |                           |        |                            |                  |                           |        |                             |                    |                           |        |                        |          |                                |        |      |         |                                |        |                     |      |                       |                 |                    |                |                                   |                        |                       |                |                                   |                        |                       |                |                                   |                        |                         |            |                                   |                        |                                 |                |                                   |                        |
| Type-N mismatch combination   | SN: 310982 / 06327  | 04-Apr-22 (No. 217-03528)         | Apr-23                                    |           |                   |      |                            |                       |                 |            |                                 |        |                      |            |                           |        |                      |            |                           |        |                            |                  |                           |        |                             |                    |                           |        |                        |          |                                |        |      |         |                                |        |                     |      |                       |                 |                    |                |                                   |                        |                       |                |                                   |                        |                       |                |                                   |                        |                         |            |                                   |                        |                                 |                |                                   |                        |
| Reference Probe EX3DV4  | SN: 3503  | 08-Mar-22 (No. EX3-3503_Mar22)    | Mar-23                                    |           |                   |      |                            |                       |                 |            |                                 |        |                      |            |                           |        |                      |            |                           |        |                            |                  |                           |        |                             |                    |                           |        |                        |          |                                |        |      |         |                                |        |                     |      |                       |                 |                    |                |                                   |                        |                       |                |                                   |                        |                       |                |                                   |                        |                         |            |                                   |                        |                                 |                |                                   |                        |
| DAE4  | SN: 801   | 02-May-22 (No. DAE4-801_May22)    | May-23                                    |           |                   |      |                            |                       |                 |            |                                 |        |                      |            |                           |        |                      |            |                           |        |                            |                  |                           |        |                             |                    |                           |        |                        |          |                                |        |      |         |                                |        |                     |      |                       |                 |                    |                |                                   |                        |                       |                |                                   |                        |                       |                |                                   |                        |                         |            |                                   |                        |                                 |                |                                   |                        |
| Secondary Standards   | ID #  | Check Date (in house)             | Scheduled Check                           |           |                   |      |                            |                       |                 |            |                                 |        |                      |            |                           |        |                      |            |                           |        |                            |                  |                           |        |                             |                    |                           |        |                        |          |                                |        |      |         |                                |        |                     |      |                       |                 |                    |                |                                   |                        |                       |                |                                   |                        |                       |                |                                   |                        |                         |            |                                   |                        |                                 |                |                                   |                        |
| Power meter E4419B  | SN: GB39512475  | 30-Oct-14 (in house check Oct-20) | in house check: Oct-22                    |           |                   |      |                            |                       |                 |            |                                 |        |                      |            |                           |        |                      |            |                           |        |                            |                  |                           |        |                             |                    |                           |        |                        |          |                                |        |      |         |                                |        |                     |      |                       |                 |                    |                |                                   |                        |                       |                |                                   |                        |                       |                |                                   |                        |                         |            |                                   |                        |                                 |                |                                   |                        |
| Power sensor HP 8481A   | SN: US37292783  | 07-Oct-15 (in house check Oct-20) | in house check: Oct-22                    |           |                   |      |                            |                       |                 |            |                                 |        |                      |            |                           |        |                      |            |                           |        |                            |                  |                           |        |                             |                    |                           |        |                        |          |                                |        |      |         |                                |        |                     |      |                       |                 |                    |                |                                   |                        |                       |                |                                   |                        |                       |                |                                   |                        |                         |            |                                   |                        |                                 |                |                                   |                        |
| Power sensor HP 8481A   | SN: MY41093315  | 07-Oct-15 (in house check Oct-20) | in house check: Oct-22                    |           |                   |      |                            |                       |                 |            |                                 |        |                      |            |                           |        |                      |            |                           |        |                            |                  |                           |        |                             |                    |                           |        |                        |          |                                |        |      |         |                                |        |                     |      |                       |                 |                    |                |                                   |                        |                       |                |                                   |                        |                       |                |                                   |                        |                         |            |                                   |                        |                                 |                |                                   |                        |
| RF generator R&S SMT-06   | SN: 100972  | 15-Jun-15 (in house check Oct-20) | in house check: Oct-22                    |           |                   |      |                            |                       |                 |            |                                 |        |                      |            |                           |        |                      |            |                           |        |                            |                  |                           |        |                             |                    |                           |        |                        |          |                                |        |      |         |                                |        |                     |      |                       |                 |                    |                |                                   |                        |                       |                |                                   |                        |                       |                |                                   |                        |                         |            |                                   |                        |                                 |                |                                   |                        |
| Network Analyzer Agilent E8358A   | SN: US41080477  | 31-Mar-14 (in house check Oct-20) | in house check: Oct-22                    |           |                   |      |                            |                       |                 |            |                                 |        |                      |            |                           |        |                      |            |                           |        |                            |                  |                           |        |                             |                    |                           |        |                        |          |                                |        |      |         |                                |        |                     |      |                       |                 |                    |                |                                   |                        |                       |                |                                   |                        |                       |                |                                   |                        |                         |            |                                   |                        |                                 |                |                                   |                        |
| Calibrated by:  | Name: Joanna Lleshaj  | Function: Laboratory Technician   | Signature: <i>[Handwritten Signature]</i> |           |                   |      |                            |                       |                 |            |                                 |        |                      |            |                           |        |                      |            |                           |        |                            |                  |                           |        |                             |                    |                           |        |                        |          |                                |        |      |         |                                |        |                     |      |                       |                 |                    |                |                                   |                        |                       |                |                                   |                        |                       |                |                                   |                        |                         |            |                                   |                        |                                 |                |                                   |                        |
| Approved by:  | Name: Sven Kühn   | Function: Technical Manager       | Signature: <i>[Handwritten Signature]</i> |           |                   |      |                            |                       |                 |            |                                 |        |                      |            |                           |        |                      |            |                           |        |                            |                  |                           |        |                             |                    |                           |        |                        |          |                                |        |      |         |                                |        |                     |      |                       |                 |                    |                |                                   |                        |                       |                |                                   |                        |                       |                |                                   |                        |                         |            |                                   |                        |                                 |                |                                   |                        |
| <p>This calibration certificate shall not be reproduced except in full without written approval of the laboratory.</p> <p>issued: June 3, 2022</p>  |   |                                   |   |           |                   |      |                            |                       |                 |            |                                 |        |                      |            |                           |        |                      |            |                           |        |                            |                  |                           |        |                             |                    |                           |        |                        |          |                                |        |      |         |                                |        |                     |      |                       |                 |                    |                |                                   |                        |                       |                |                                   |                        |                       |                |                                   |                        |                         |            |                                   |                        |                                 |                |                                   |                        |



**Calibration Laboratory of  
Schmid & Partner  
Engineering AG**  
Zeughausstrasse 43, 8004 Zurich, Switzerland



**S** Schweizerischer Kalibrierdienst  
**C** Service suisse d'étalonnage  
**S** Servizio svizzero di taratura  
**S** Swiss Calibration Service

Accredited by the Swiss Accreditation Service (SAS)  
The Swiss Accreditation Service is one of the signatories to the EA  
Multilateral Agreement for the recognition of calibration certificates

Accreditation No.: **SCS 0108**

#### Glossary:

|       |                                 |
|-------|---------------------------------|
| TSL   | tissue simulating liquid        |
| ConvF | sensitivity in TSL / NORM x,y,z |
| N/A   | not applicable or not measured  |

#### Calibration is Performed According to the Following Standards:

- IEC/IEEE 62209-1528, "Measurement Procedure For The Assessment Of Specific Absorption Rate Of Human Exposure To Radio Frequency Fields From Hand-Held And Body-Worn Wireless Communication Devices - Part 1528: Human Models, Instrumentation And Procedures (Frequency Range of 4 MHz to 10 GHz)", October 2020.
- KDB 865664, "SAR Measurement Requirements for 100 MHz to 6 GHz"

#### Additional Documentation:

- DASY System Handbook

#### Methods Applied and Interpretation of Parameters:

- Measurement Conditions:** Further details are available from the Validation Report at the end of the certificate. All figures stated in the certificate are valid at the frequency indicated.
- Antenna Parameters with TSL:** The source is mounted in a touch configuration below the center marking of the flat phantom.
- Return Loss:** This parameter is measured with the source positioned under the liquid filled phantom (as described in the measurement condition clause). The Return Loss ensures low reflected power. No uncertainty required.
- SAR measured:** SAR measured at the stated antenna input power.
- SAR normalized:** SAR as measured, normalized to an input power of 1 W at the antenna connector.
- SAR for nominal TSL parameters:** The measured TSL parameters are used to calculate the nominal SAR result.

The reported uncertainty of measurement is stated as the standard uncertainty of measurement multiplied by the coverage factor  $k=2$ , which for a normal distribution corresponds to a coverage probability of approximately 95%.

**Measurement Conditions**

DASY system configuration, as far as not given on page 1.

|                              |  |                                  |
|------------------------------|--|----------------------------------|
| DASY Version                 | DASY52   | V52.10.4                         |
| Extrapolation                | Advanced Extrapolation                                   |                                  |
| Phantom                      | Modular Flat Phantom V5.0                                |                                  |
| Distance Dipole Center - TSL | 10 mm  | with Spacer                      |
| Zoom Scan Resolution         | dx, dy = 4.0 mm, dz = 1.4 mm                             | Graded Ratio = 1.4 (Z direction) |
| Frequency                    | 5250 MHz ± 1 MHz<br>5600 MHz ± 1 MHz<br>5750 MHz ± 1 MHz |                                  |

**Head TSL parameters at 5250 MHz**

The following parameters and calculations were applied.

|   | Temperature     | Permittivity | Conductivity     |
|---|-----------------|--------------|------------------|
| Nominal Head TSL parameters             | 22.0 °C         | 35.9         | 4.71 mho/m       |
| Measured Head TSL parameters            | (22.0 ± 0.2) °C | 34.9 ± 6 %   | 4.52 mho/m ± 6 % |
| Head TSL temperature change during test | < 0.5 °C        | ---          | ---              |

**SAR result with Head TSL at 5250 MHz**

|   |                    |                                 |
|---|--------------------|---------------------------------|
| SAR averaged over 1 cm <sup>3</sup> (1 g) of Head TSL   | Condition          |                                 |
| SAR measured  | 100 mW input power | 8.10 W/kg                       |
| SAR for nominal Head TSL parameters                     | normalized to 1W   | <b>80.4 W/kg ± 19.9 % (k=2)</b> |
| SAR averaged over 10 cm <sup>3</sup> (10 g) of Head TSL | condition          |                                 |
| SAR measured  | 100 mW input power | 2.31 W/kg                       |
| SAR for nominal Head TSL parameters                     | normalized to 1W   | <b>22.9 W/kg ± 19.5 % (k=2)</b> |

**Head TSL parameters at 5600 MHz**

The following parameters and calculations were applied.

|   | Temperature     | Permittivity | Conductivity     |
|---|-----------------|--------------|------------------|
| Nominal Head TSL parameters             | 22.0 °C         | 35.5         | 5.07 mho/m       |
| Measured Head TSL parameters            | (22.0 ± 0.2) °C | 34.4 ± 6 %   | 4.87 mho/m ± 6 % |
| Head TSL temperature change during test | < 0.5 °C        | ---          | ---              |

**SAR result with Head TSL at 5600 MHz**

|   |                    |                                 |
|---|--------------------|---------------------------------|
| SAR averaged over 1 cm <sup>3</sup> (1 g) of Head TSL   | Condition          |                                 |
| SAR measured  | 100 mW input power | 8.28 W/kg                       |
| SAR for nominal Head TSL parameters                     | normalized to 1W   | <b>82.1 W/kg ± 19.9 % (k=2)</b> |
| SAR averaged over 10 cm <sup>3</sup> (10 g) of Head TSL | condition          |                                 |
| SAR measured  | 100 mW input power | 2.37 W/kg                       |
| SAR for nominal Head TSL parameters                     | normalized to 1W   | <b>23.5 W/kg ± 19.5 % (k=2)</b> |

**Head TSL parameters at 5750 MHz**

The following parameters and calculations were applied.

|   | Temperature     | Permittivity | Conductivity     |
|---|-----------------|--------------|------------------|
| Nominal Head TSL parameters             | 22.0 °C         | 35.4         | 5.22 mho/m       |
| Measured Head TSL parameters            | (22.0 ± 0.2) °C | 34.2 ± 6 %   | 5.02 mho/m ± 6 % |
| Head TSL temperature change during test | < 0.5 °C        | ---          | ---              |

**SAR result with Head TSL at 5750 MHz**

| SAR averaged over 1 cm <sup>3</sup> (1 g) of Head TSL | Condition          |                                 |
|---|--------------------|---------------------------------|
| SAR measured  | 100 mW input power | 8.06 W/kg                       |
| SAR for nominal Head TSL parameters                   | normalized to 1W   | <b>79.9 W/kg ± 19.9 % (k=2)</b> |

| SAR averaged over 10 cm <sup>3</sup> (10 g) of Head TSL | condition          |                                 |
|---|--------------------|---------------------------------|
| SAR measured  | 100 mW input power | 2.29 W/kg                       |
| SAR for nominal Head TSL parameters                     | normalized to 1W   | <b>22.6 W/kg ± 19.5 % (k=2)</b> |

**Appendix (Additional assessments outside the scope of SCS 0108)****Antenna Parameters with Head TSL at 5250 MHz**

|                                      |                                 |
|--------------------------------------|---------------------------------|
| Impedance, transformed to feed point | 49.5 $\Omega$ - 3.2 $\mu\Omega$ |
| Return Loss                          | - 29.8 dB                       |

**Antenna Parameters with Head TSL at 5600 MHz**

|                                      |                                 |
|--------------------------------------|---------------------------------|
| Impedance, transformed to feed point | 52.2 $\Omega$ + 3.1 $\mu\Omega$ |
| Return Loss                          | - 28.5 dB                       |

**Antenna Parameters with Head TSL at 5750 MHz**

|                                      |                                 |
|--------------------------------------|---------------------------------|
| Impedance, transformed to feed point | 53.6 $\Omega$ + 2.9 $\mu\Omega$ |
| Return Loss                          | - 27.0 dB                       |

**General Antenna Parameters and Design**

|                                  |          |
|----------------------------------|----------|
| Electrical Delay (one direction) | 1.196 ns |
|----------------------------------|----------|

After long term use with 100W radiated power, only a slight warming of the dipole near the feedpoint can be measured.

The dipole is made of standard semirigid coaxial cable. The center conductor of the feeding line is directly connected to the second arm of the dipole. The antenna is therefore short-circuited for DC-signals. On some of the dipoles, small end caps are added to the dipole arms in order to improve matching when loaded according to the position as explained in the "Measurement Conditions" paragraph. The SAR data are not affected by this change. The overall dipole length is still according to the Standard.

No excessive force must be applied to the dipole arms, because they might bend or the soldered connections near the feedpoint may be damaged.

**Additional EUT Data**

|                 |       |
|-----------------|-------|
| Manufactured by | SPEAG |
|-----------------|-------|



**DASY5 Validation Report for Head TSL**

Date: 31.05.2022

Test Laboratory: SPEAG, Zurich, Switzerland

**DUT: Dipole D5GHzV2; Type: D5GHzV2; Serial: D5GHzV2 - SN:1253**

Communication System: UID 0 - CW; Frequency: 5250 MHz, Frequency: 5600 MHz, Frequency: 5750 MHz

Medium parameters used:  $f = 5250$  MHz;  $\sigma = 4.52$  S/m;  $\epsilon_r = 34.9$ ;  $\rho = 1000$  kg/m<sup>3</sup>,Medium parameters used:  $f = 5600$  MHz;  $\sigma = 4.87$  S/m;  $\epsilon_r = 34.4$ ;  $\rho = 1000$  kg/m<sup>3</sup>,Medium parameters used:  $f = 5750$  MHz;  $\sigma = 5.02$  S/m;  $\epsilon_r = 34.2$ ;  $\rho = 1000$  kg/m<sup>3</sup>

Phantom section: Flat Section

Measurement Standard: DASY5 (IEEE/IEC/ANSI C63.19-2011)

DASY52 Configuration:

- Probe: EX3DV4 - SN3503; ConvF(5.5, 5.5, 5.5) @ 5250 MHz, ConvF(5.1, 5.1, 5.1) @ 5600 MHz, ConvF(5.08, 5.08, 5.08) @ 5750 MHz; Calibrated: 08.03.2022
- Sensor-Surface: 1.4mm (Mechanical Surface Detection)
- Electronics: DAE4 Sn601; Calibrated: 02.05.2022
- Phantom: Flat Phantom 5.0 (front); Type: QD 000 P50 AA; Serial: 1001
- DASY52 52.10.4(1535); SEMCAD X 14.6.14(7501)

**Dipole Calibration for Head Tissue/Pin=100mW, dist=10mm, f=5250 MHz/Zoom Scan, dist=1.4mm (8x8x7)/Cube 0:** Measurement grid: dx=4mm, dy=4mm, dz=1.4mm

Reference Value = 75.61 V/m; Power Drift = 0.04 dB

Peak SAR (extrapolated) = 28.5 W/kg

**SAR(1 g) = 8.10 W/kg; SAR(10 g) = 2.31 W/kg**

Smallest distance from peaks to all points 3 dB below = 7.2 mm

Ratio of SAR at M2 to SAR at M1 = 69.6%

Maximum value of SAR (measured) = 18.4 W/kg

**Dipole Calibration for Head Tissue/Pin=100mW, dist=10mm, f=5600 MHz/Zoom Scan, dist=1.4mm (8x8x7)/Cube 0:** Measurement grid: dx=4mm, dy=4mm, dz=1.4mm

Reference Value = 75.75 V/m; Power Drift = 0.05 dB

Peak SAR (extrapolated) = 31.2 W/kg

**SAR(1 g) = 8.28 W/kg; SAR(10 g) = 2.37 W/kg**

Smallest distance from peaks to all points 3 dB below = 7.2 mm

Ratio of SAR at M2 to SAR at M1 = 66.7%

Maximum value of SAR (measured) = 19.7 W/kg

**Dipole Calibration for Head Tissue/Pin=100mW, dist=10mm, f=5750 MHz/Zoom Scan,**

**dist=1.4mm (8x8x7)/Cube 0:** Measurement grid: dx=4mm, dy=4mm, dz=1.4mm

Reference Value = 73.51 V/m; Power Drift = 0.06 dB


Peak SAR (extrapolated) = 32.3 W/kg

**SAR(1 g) = 8.06 W/kg; SAR(10 g) = 2.29 W/kg**

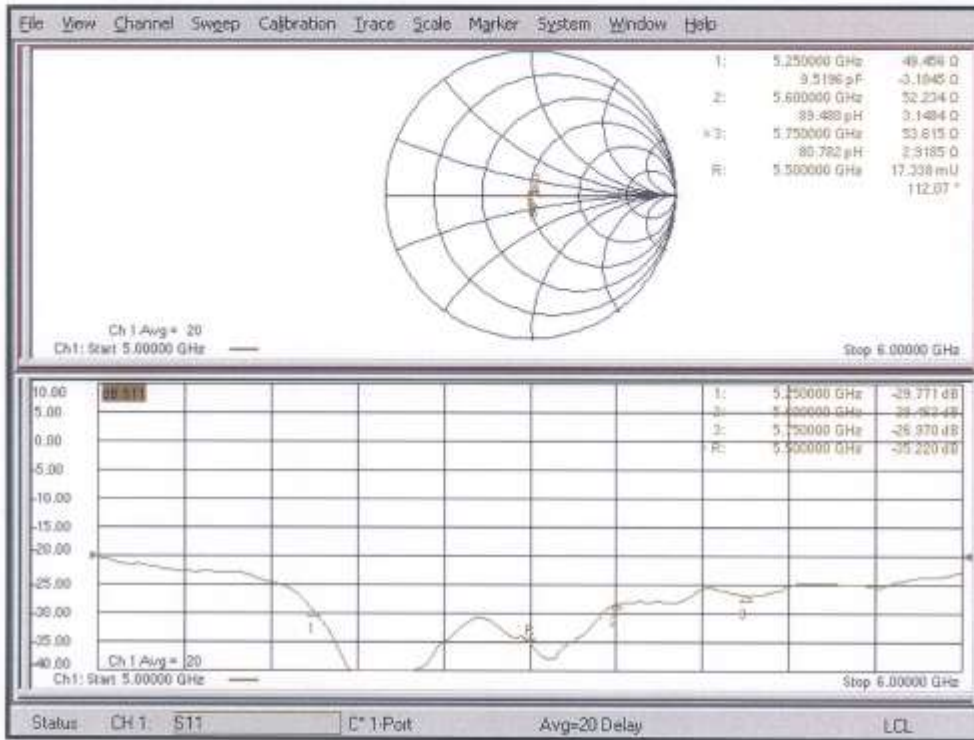
Smallest distance from peaks to all points 3 dB below = 7.2 mm

Ratio of SAR at M2 to SAR at M1 = 65.3%

Maximum value of SAR (measured) = 19.2 W/kg



Impedance Measurement Plot for Head TSL



**Calibration Laboratory of  
Schmid & Partner  
Engineering AG**  
Zeughausstrasse 43, 8004 Zurich, Switzerland



**S** Schweizerischer Kalibrierdienst  
**C** Service suisse d'étalonnage  
**S** Servizio svizzero di taratura  
**S** Swiss Calibration Service

Accredited by the Swiss Accreditation Service (SAS)  
The Swiss Accreditation Service is one of the signatories to the EA  
Multilateral Agreement for the recognition of calibration certificates

Accreditation No.: **SCS 0108**

Client **HCT (Dymstec)**

Certificate No: **D5GHzV2-1107\_Jul22**

## CALIBRATION CERTIFICATE

Object: **D5GHzV2 - SN:1107**

Calibration procedure(s): **QA-CAL-22.v6  
Calibration Procedure for SAR Validation Sources between 3-10 GHz**

Calibration date: **July 19, 2022**

This calibration certificate documents the traceability to national standards, which realize the physical units of measurements (SI).  
The measurements and the uncertainties with confidence probability are given on the following pages and are part of the certificate.

All calibrations have been conducted in the closed laboratory facility: environment temperature (22 ± 3)°C and humidity < 70%.

Calibration Equipment used (M&TE critical for calibration)

| Primary Standards           | ID #               | Cal Date (Certificate No.)      | Scheduled Calibration |
|-----------------------------|--------------------|---------------------------------|-----------------------|
| Power meter NRP             | SN: 104778         | 04-Apr-22 (No. 217-03525/03524) | Apr-23                |
| Power sensor NRP-Z91        | SN: 103244         | 04-Apr-22 (No. 217-03524)       | Apr-23                |
| Power sensor NRP-Z91        | SN: 103245         | 04-Apr-22 (No. 217-03525)       | Apr-23                |
| Reference 20 dB Attenuator  | SN: BH8394 (20k)   | 04-Apr-22 (No. 217-03527)       | Apr-23                |
| Type-N mismatch combination | SN: 310982 / 08327 | 04-Apr-22 (No. 217-03528)       | Apr-23                |
| Reference Probe EX3DV4      | SN: 3503           | 08-Mar-22 (No. EX3-3503_Mar22)  | Mar-23                |
| DAE4                        | SN: 601            | 02-May-22 (No. DAE4-601_May22)  | May-23                |

| Secondary Standards             | ID #           | Check Date (in house)             | Scheduled Check        |
|---------------------------------|----------------|-----------------------------------|------------------------|
| Power meter E4419B              | SN: GB39512475 | 30-Oct-14 (in house check Oct-20) | In house check: Oct-22 |
| Power sensor HP 8481A           | SN: US37292783 | 07-Oct-15 (in house check Oct-20) | In house check: Oct-22 |
| Power sensor HP 8481A           | SN: MY41093315 | 07-Oct-15 (in house check Oct-20) | In house check: Oct-22 |
| RF generator R&S SMT-06         | SN: 100972     | 15-Jun-15 (in house check Oct-20) | In house check: Oct-22 |
| Network Analyzer Agilent E8358A | SN: US41080477 | 31-Mar-14 (in house check Oct-20) | In house check: Oct-22 |

|                |                              |  |            |
|----------------|------------------------------|--|------------|
| Calibrated by: | Name: <b>Jeffrey Katzman</b> | Function: <b>Laboratory Technician</b> | Signature: |
| Approved by:   | Name: <b>Sven Kühn</b>       | Function: <b>Technical Manager</b>     | Signature: |

Issued: July 25, 2022

This calibration certificate shall not be reproduced except in full without written approval of the laboratory.

|    |            |            |
|----|------------|------------|
| 결재 | 담당자        | 확인자        |
|    |            |            |
|    | DL / 박준원   | CH / 최윤성   |
|    | 2022.08.10 | 2022.08.10 |



**Calibration Laboratory of  
Schmid & Partner  
Engineering AG**  
Zeughausstrasse 43, 8004 Zurich, Switzerland



**S** Schweizerischer Kalibrierdienst  
**C** Service suisse d'étalonnage  
**S** Servizio svizzero di taratura  
**S** Swiss Calibration Service

Accredited by the Swiss Accreditation Service (SAS)  
The Swiss Accreditation Service is one of the signatories to the EA  
Multilateral Agreement for the recognition of calibration certificates

Accreditation No.: **SCS 0108**

**Glossary:**

|       |                                 |
|-------|---------------------------------|
| TSL   | tissue simulating liquid        |
| ConvF | sensitivity in TSL / NORM x,y,z |
| N/A   | not applicable or not measured  |

**Calibration is Performed According to the Following Standards:**

- a) IEC/IEEE 62209-1528, "Measurement Procedure For The Assessment Of Specific Absorption Rate Of Human Exposure To Radio Frequency Fields From Hand-Held And Body-Worn Wireless Communication Devices - Part 1528: Human Models, Instrumentation And Procedures (Frequency Range of 4 MHz to 10 GHz)", October 2020.
- b) KDB 865664, "SAR Measurement Requirements for 100 MHz to 6 GHz"

**Additional Documentation:**

- c) DASY System Handbook

**Methods Applied and Interpretation of Parameters:**

- *Measurement Conditions:* Further details are available from the Validation Report at the end of the certificate. All figures stated in the certificate are valid at the frequency indicated.
- *Antenna Parameters with TSL:* The source is mounted in a touch configuration below the center marking of the flat phantom.
- *Return Loss:* This parameter is measured with the source positioned under the liquid filled phantom (as described in the measurement condition clause). The Return Loss ensures low reflected power. No uncertainty required.
- *SAR measured:* SAR measured at the stated antenna input power.
- *SAR normalized:* SAR as measured, normalized to an input power of 1 W at the antenna connector.
- *SAR for nominal TSL parameters:* The measured TSL parameters are used to calculate the nominal SAR result.

The reported uncertainty of measurement is stated as the standard uncertainty of measurement multiplied by the coverage factor  $k=2$ , which for a normal distribution corresponds to a coverage probability of approximately 95%.

**Measurement Conditions**

DASY system configuration, as far as not given on page 1.

|                              |                              |                                  |
|------------------------------|------------------------------|----------------------------------|
| DASY Version                 | DASY52                       | V52.10.4                         |
| Extrapolation                | Advanced Extrapolation       |                                  |
| Phantom                      | Modular Flat Phantom V5.0    |                                  |
| Distance Dipole Center - TSL | 10 mm                        | with Spacer                      |
| Zoom Scan Resolution         | dx, dy = 4.0 mm, dz = 1.4 mm | Graded Ratio = 1.4 (Z direction) |
| Frequency                    | 5800 MHz ± 1 MHz             |                                  |

**Head TSL parameters at 5800 MHz**

The following parameters and calculations were applied.

|   | Temperature     | Permittivity | Conductivity     |
|---|-----------------|--------------|------------------|
| Nominal Head TSL parameters             | 22.0 °C         | 35.3         | 5.27 mho/m       |
| Measured Head TSL parameters            | (22.0 ± 0.2) °C | 34.0 ± 6 %   | 5.10 mho/m ± 6 % |
| Head TSL temperature change during test | < 0.5 °C        | ---          | ---              |

**SAR result with Head TSL at 5800 MHz**

| SAR averaged over 1 cm <sup>3</sup> (1 g) of Head TSL | Condition          |                                 |
|---|--------------------|---------------------------------|
| SAR measured  | 100 mW input power | 8.20 W/kg                       |
| SAR for nominal Head TSL parameters                   | normalized to 1W   | <b>81.3 W/kg ± 19.9 % (k=2)</b> |

| SAR averaged over 10 cm <sup>3</sup> (10 g) of Head TSL | condition          |                                 |
|---|--------------------|---------------------------------|
| SAR measured  | 100 mW input power | 2.32 W/kg                       |
| SAR for nominal Head TSL parameters                     | normalized to 1W   | <b>23.0 W/kg ± 19.5 % (k=2)</b> |

**Appendix (Additional assessments outside the scope of SCS 0108)****Antenna Parameters with Head TSL at 5800 MHz**

|                                      |                                |
|--------------------------------------|--------------------------------|
| Impedance, transformed to feed point | 55.8 $\Omega$ - 0.7 j $\Omega$ |
| Return Loss                          | - 25.4 dB                      |

**General Antenna Parameters and Design**

|                                  |          |
|----------------------------------|----------|
| Electrical Delay (one direction) | 1.195 ns |
|----------------------------------|----------|

After long term use with 100W radiated power, only a slight warming of the dipole near the feedpoint can be measured.

The dipole is made of standard semirigid coaxial cable. The center conductor of the feeding line is directly connected to the second arm of the dipole. The antenna is therefore short-circuited for DC-signals. On some of the dipoles, small end caps are added to the dipole arms in order to improve matching when loaded according to the position as explained in the "Measurement Conditions" paragraph. The SAR data are not affected by this change. The overall dipole length is still according to the Standard.

No excessive force must be applied to the dipole arms, because they might bend or the soldered connections near the feedpoint may be damaged.

**Additional EUT Data**

|                 |       |
|-----------------|-------|
| Manufactured by | SPEAG |
|-----------------|-------|

**DASY5 Validation Report for Head TSL**

Date: 19.07.2022

Test Laboratory: SPEAG, Zurich, Switzerland

**DUT: Dipole D5GHzV2; Type: D5GHzV2; Serial: D5GHzV2 - SN:1107**

Communication System: UID 0 - CW; Frequency: 5800 MHz

Medium parameters used:  $f = 5800$  MHz;  $\sigma = 5.1$  S/m;  $\epsilon_r = 34$ ;  $\rho = 1000$  kg/m<sup>3</sup>

Phantom section: Flat Section

Measurement Standard: DASY5 (IEEE/IEC/ANSI C63.19-2011)

DASY52 Configuration:

- Probe: EX3DV4 - SN3503; ConvF(5.01, 5.01, 5.01) @ 5800 MHz; Calibrated: 08.03.2022
- Sensor-Surface: 1.4mm (Mechanical Surface Detection)
- Electronics: DAE4 Sn601; Calibrated: 02.05.2022
- Phantom: Flat Phantom 5.0 (front); Type: QD 000 P50 AA; Serial: 1001
- DASY52 52.10.4(1535); SEMCAD X 14.6.14(7501)

**Dipole Calibration for Head Tissue/Pin=100mW, dist=10mm, f=5800 MHz/Zoom Scan, dist=1.4mm (8x8x7)/Cube 0: Measurement grid: dx=4mm, dy=4mm, dz=1.4mm**

Reference Value = 75.04 V/m; Power Drift = 0.02 dB


Peak SAR (extrapolated) = 32.5 W/kg

**SAR(1 g) = 8.2 W/kg; SAR(10 g) = 2.32 W/kg**

Smallest distance from peaks to all points 3 dB below = 7.2 mm

Ratio of SAR at M2 to SAR at M1 = 65.3%

Maximum value of SAR (measured) = 19.2 W/kg





Impedance Measurement Plot for Head TSL

