


# APPENDIX D: TEST SETUP PHOTOGRAPHS

FCC ID: A3LSMF936U	PART 2 RF EXPOSURE EVALUATION REPORT	Approved by: Technical Manager
DUT Type: Portable Handset		APPENDIX D Page 1 of 5



Test Setup Photo 1 – Conducted Test Setup (Figure 6-1a)




Test Setup Photo 2 – Conducted Test Setup (Figure 6-1a)

FCC ID: A3LSMF936U	PART 2 RF EXPOSURE EVALUATION REPORT	Approved by: Technical Manager
DUT Type: Portable Handset		APPENDIX D Page 2 of 5




**Test Setup Photo 3 – Conducted Test Setup (Figure 6-1b)**




**Test Setup Photo 4 – Conducted Test Setup (Figure 6-1c)**

FCC ID: A3LSMF936U	PART 2 RF EXPOSURE EVALUATION REPORT	Approved by: Technical Manager
DUT Type: Portable Handset		APPENDIX D Page 3 of 5




**Test Setup Photo 5 – Conducted Test Setup (Figure 7-1)**




**Test Setup Photo 6 – Radiated Power Measurement Setup (Figure 7-2)**

FCC ID: A3LSMF936U	<b>PART 2 RF EXPOSURE EVALUATION REPORT</b>	Approved by: Technical Manager
DUT Type: Portable Handset		APPENDIX D Page 4 of 5



**Test Setup Photo 7 – Body, Back Side at 15mm**



**Test Setup Photo 8 – Body, Bottom Edge at 10mm**

FCC ID: A3LSMF936U	PART 2 RF EXPOSURE EVALUATION REPORT	Approved by: Technical Manager
DUT Type: Portable Handset		APPENDIX D Page 5 of 5