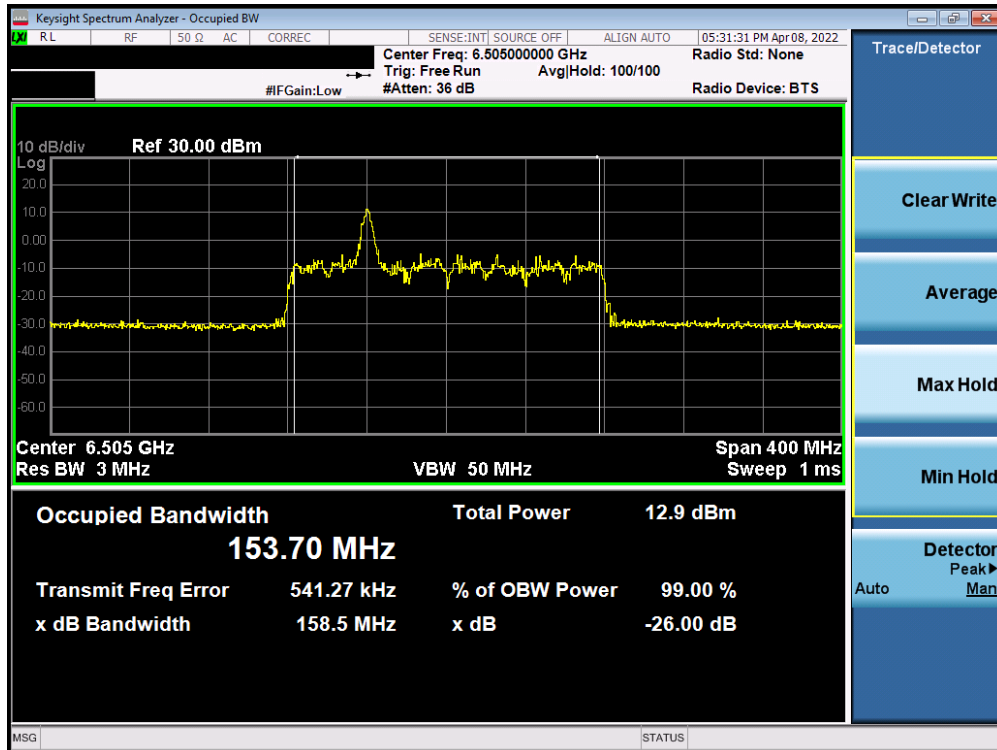
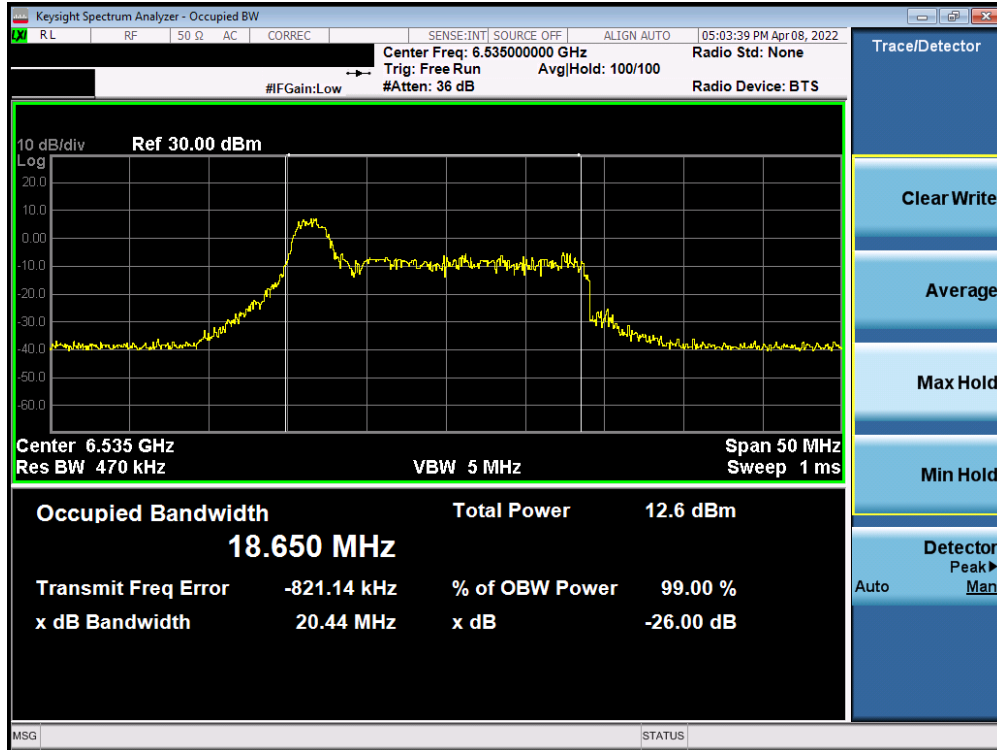


Plot 7-93. Occupied Bandwidth Plot MIMO ANT2 (80MHz BW 802.11ax (26 Tones) (UNII Band 6) – Ch. 103)

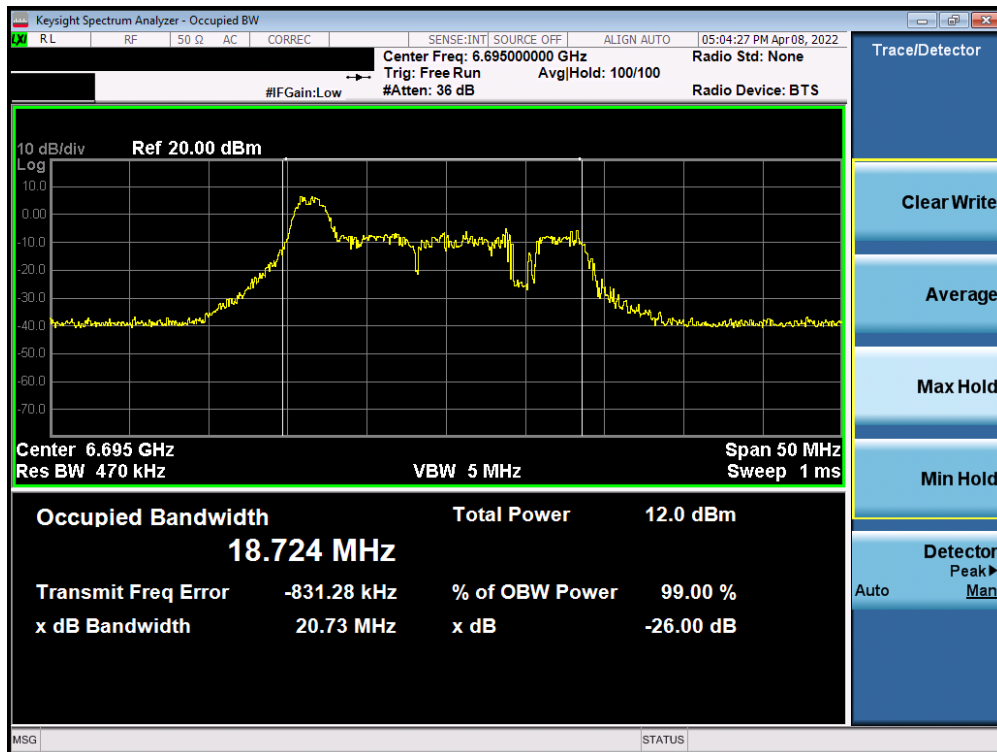


Plot 7-94. Occupied Bandwidth Plot MIMO ANT2 (160MHz BW 802.11ax (26 Tones) (UNII Band 6) – Ch. 111)

FCC ID: A3LSMF936B	MEASUREMENT REPORT (CERTIFICATION)		Approved by: Technical Manager
Test Report S/N: 1M2204110052-14.A3L	Test Dates: 4/1/2022 – 06/29/2022	EUT Type: Portable Handset	Page 62 of 302

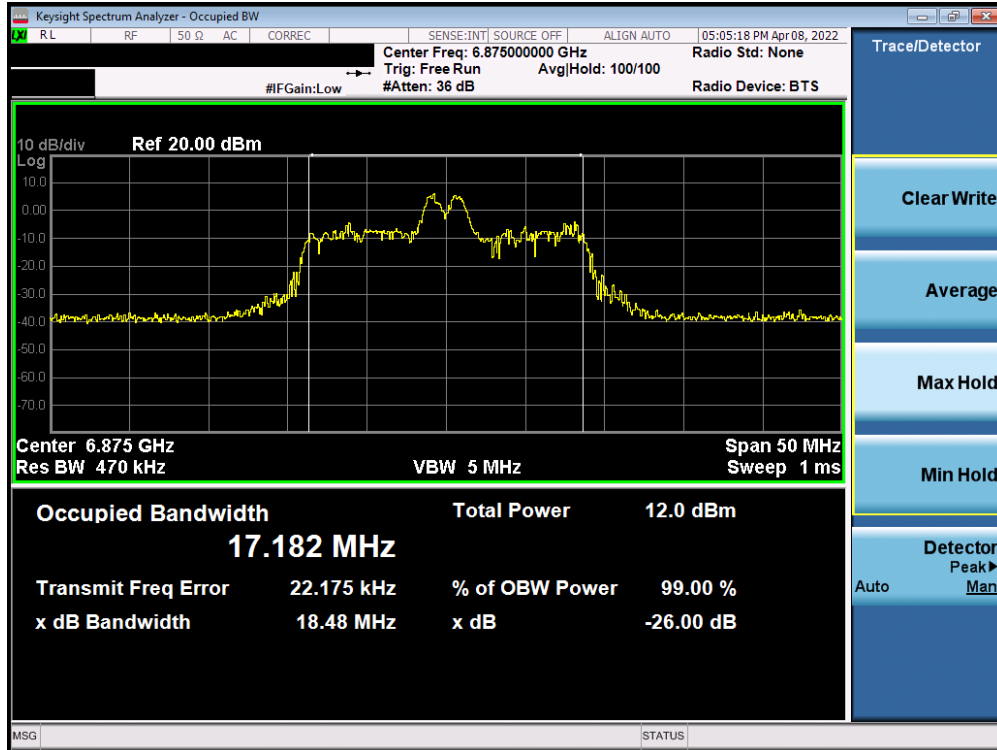


Plot 7-95. Occupied Bandwidth Plot MIMO ANT2 (20MHz BW 802.11ax (26 Tones) (UNII Band 7) – Ch. 117)

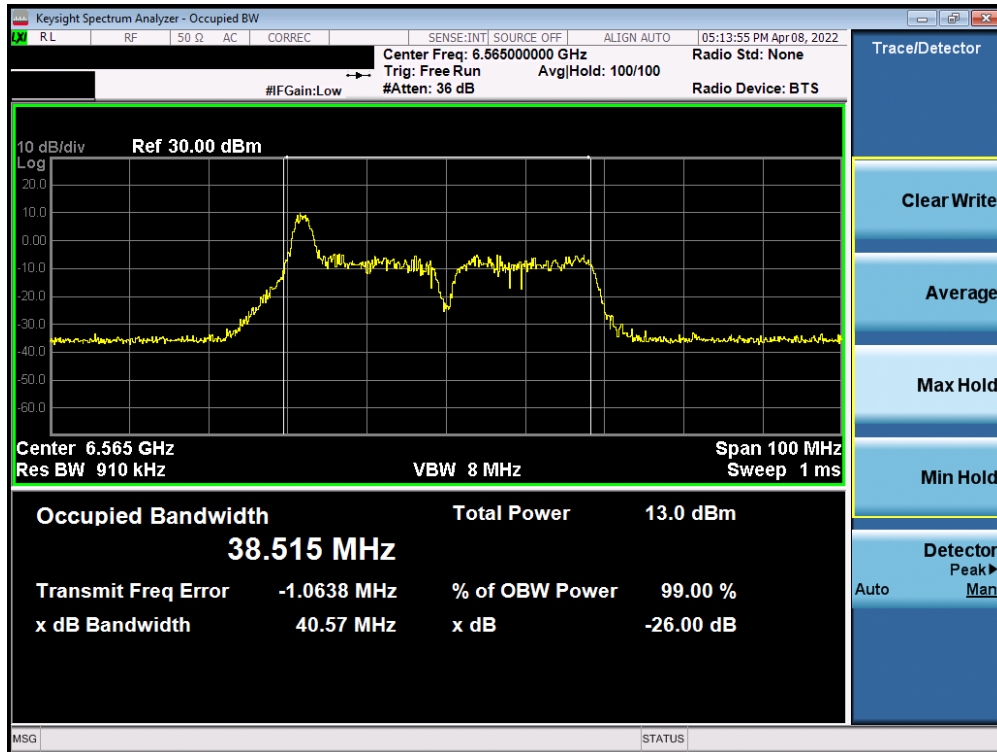


Plot 7-96. Occupied Bandwidth Plot MIMO ANT2 (20MHz BW 802.11ax (26 Tones) (UNII Band 7) – Ch. 149)

FCC ID: A3LSMF936B	MEASUREMENT REPORT (CERTIFICATION)		Approved by: Technical Manager
Test Report S/N: 1M2204110052-14.A3L	Test Dates: 4/1/2022 – 06/29/2022	EUT Type: Portable Handset	Page 63 of 302

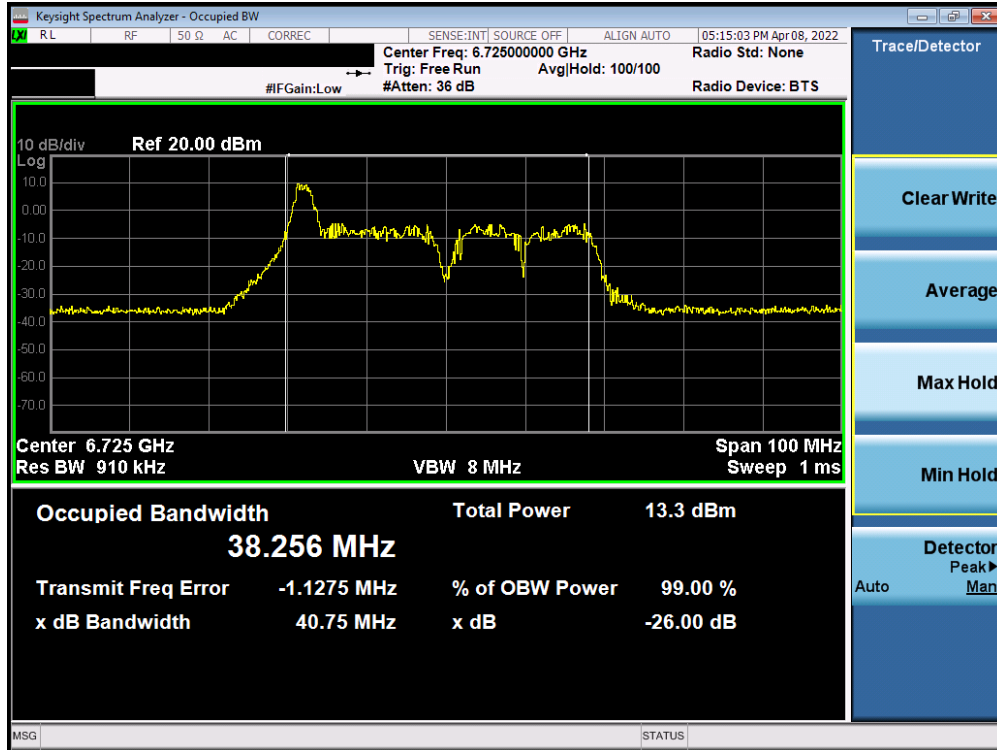


Plot 7-97. Occupied Bandwidth Plot MIMO ANT2 (20MHz BW 802.11ax (26 Tones) (UNII Band 7) – Ch. 185)

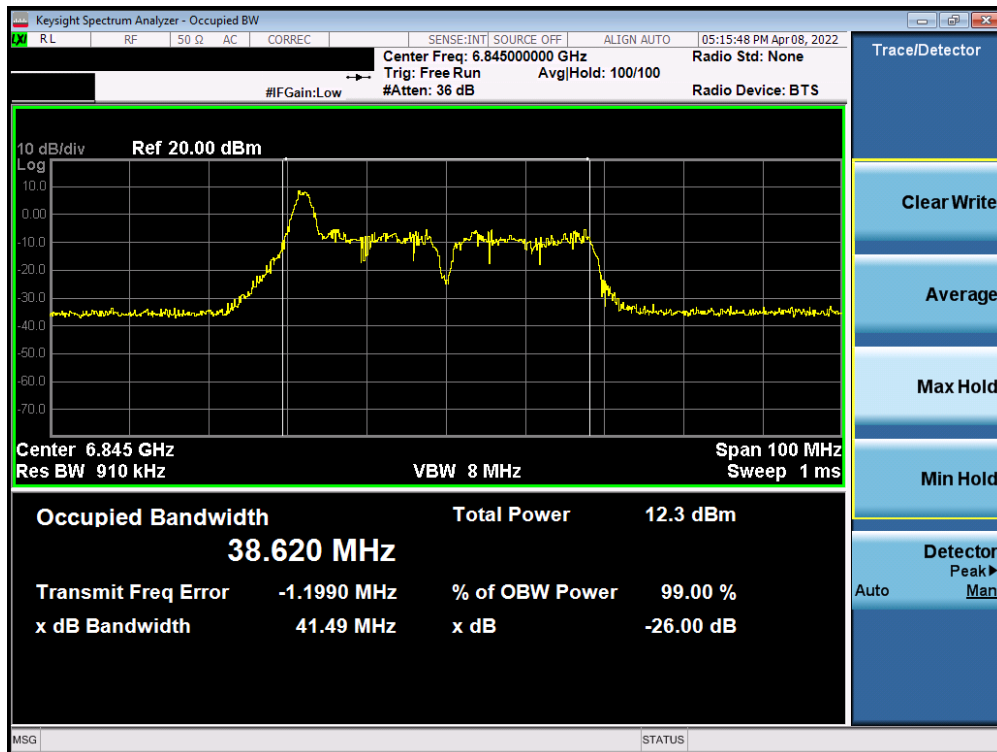


Plot 7-98. Occupied Bandwidth Plot MIMO ANT2 (40MHz BW 802.11ax (26 Tones) (UNII Band 7) – Ch. 123)

FCC ID: A3LSMF936B	MEASUREMENT REPORT (CERTIFICATION)		Approved by: Technical Manager
Test Report S/N: 1M2204110052-14.A3L	Test Dates: 4/1/2022 – 06/29/2022	EUT Type: Portable Handset	Page 64 of 302

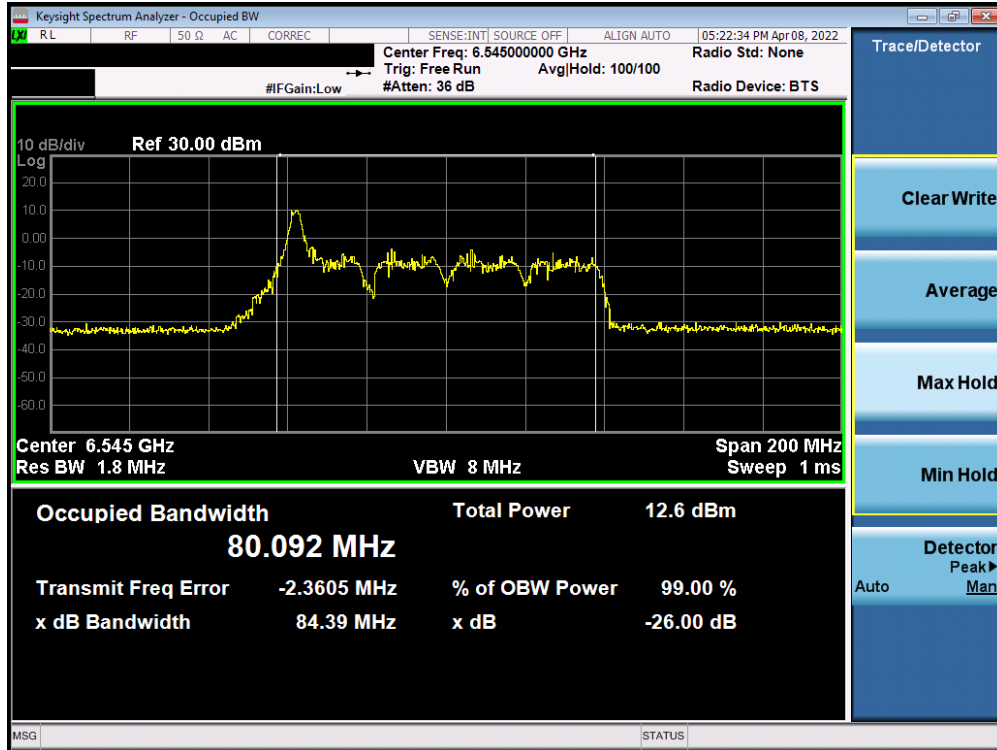


Plot 7-99. Occupied Bandwidth Plot MIMO ANT2 (40MHz BW 802.11ax (26 Tones) (UNII Band 7) – Ch. 155)

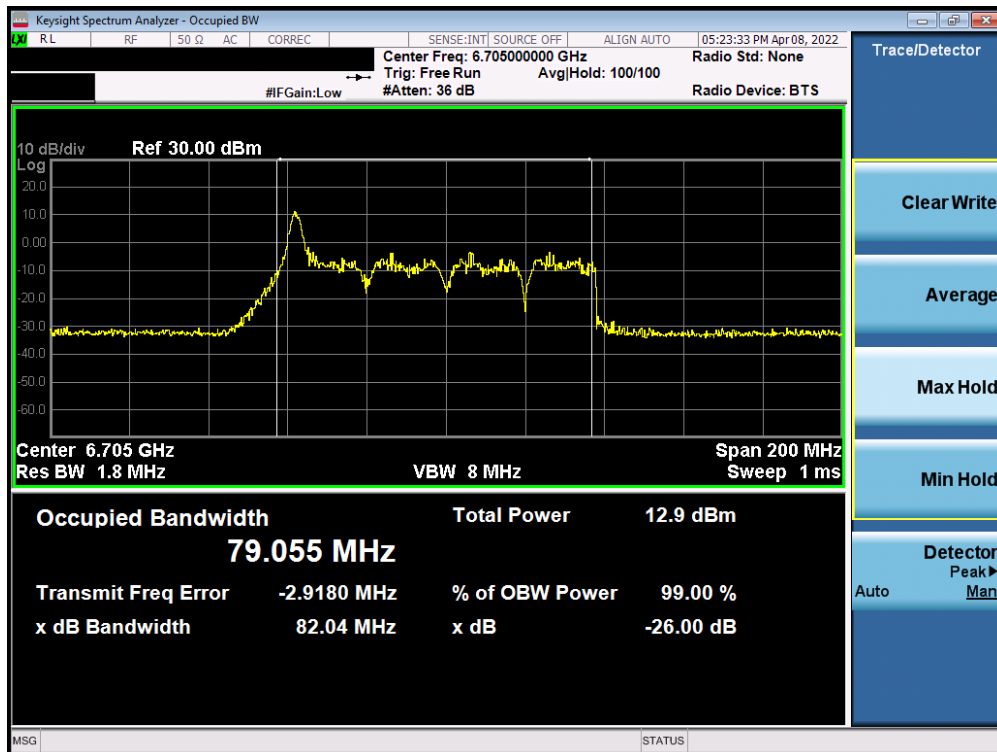


Plot 7-100. Occupied Bandwidth Plot MIMO ANT2 (40MHz BW 802.11ax (26 Tones) (UNII Band 7) – Ch. 179)

FCC ID: A3LSMF936B	MEASUREMENT REPORT (CERTIFICATION)		Approved by: Technical Manager
Test Report S/N: 1M2204110052-14.A3L	Test Dates: 4/1/2022 – 06/29/2022	EUT Type: Portable Handset	Page 65 of 302

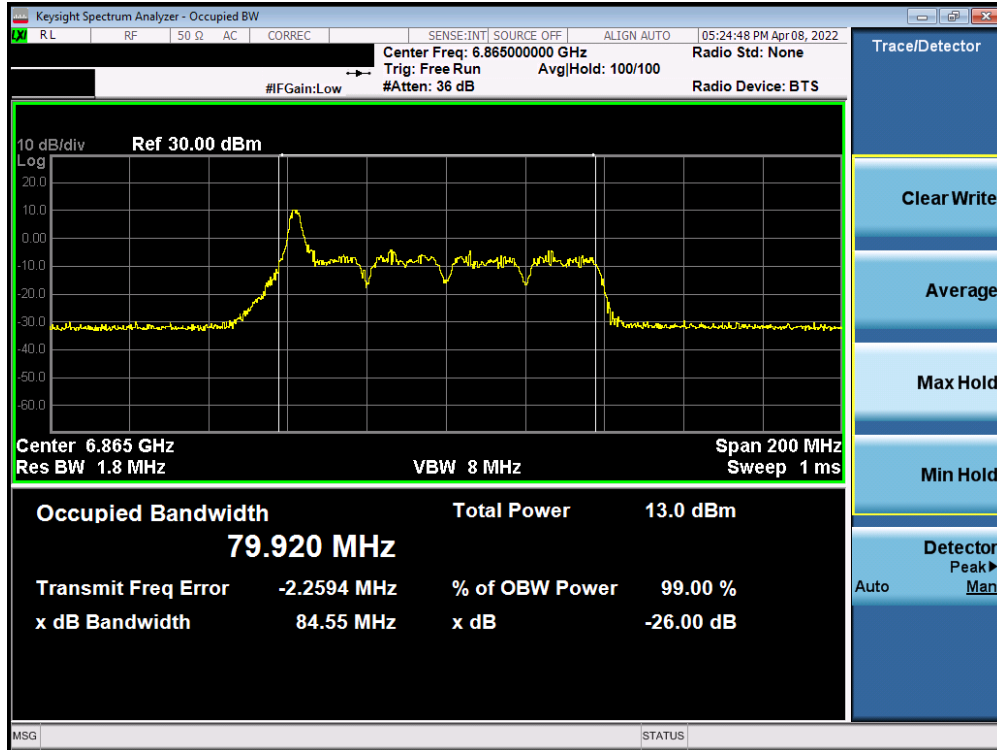


Plot 7-101. Occupied Bandwidth Plot MIMO ANT2 (80MHz BW 802.11ax (26 Tones) (UNII Band 7) – Ch. 119)

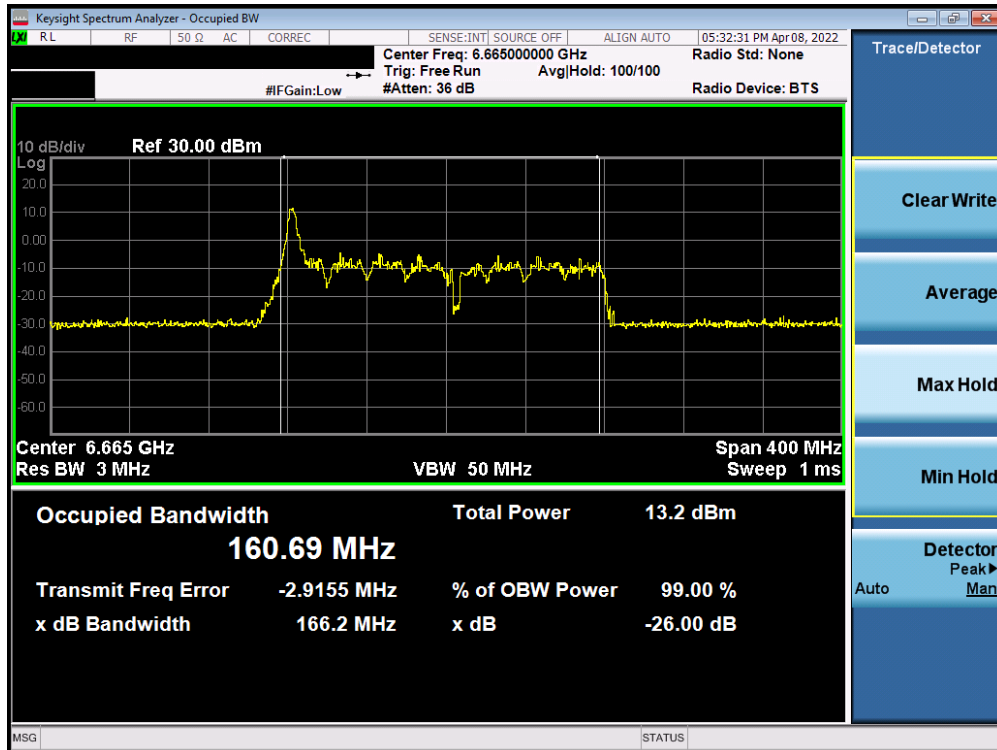


Plot 7-102. Occupied Bandwidth Plot MIMO ANT2 (80MHz BW 802.11ax (26 Tones) (UNII Band 7) – Ch. 151)

FCC ID: A3LSMF936B	MEASUREMENT REPORT (CERTIFICATION)		Approved by: Technical Manager
Test Report S/N: 1M2204110052-14.A3L	Test Dates: 4/1/2022 – 06/29/2022	EUT Type: Portable Handset	Page 66 of 302

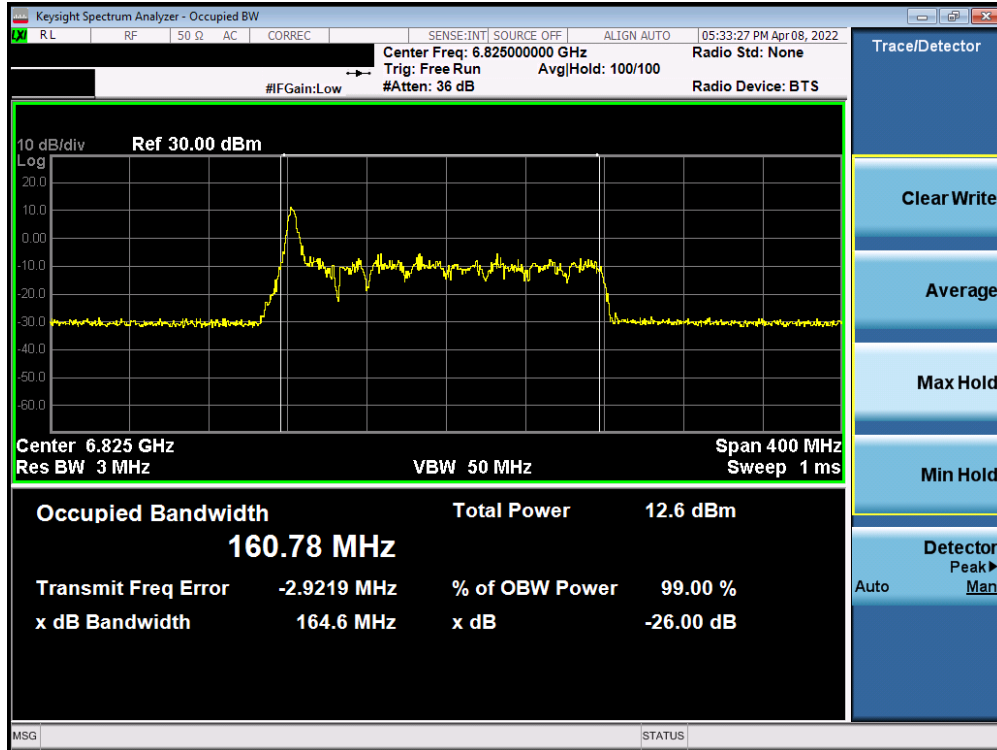


Plot 7-103. Occupied Bandwidth Plot MIMO ANT2 (80MHz BW 802.11ax (26 Tones) (UNII Band 7) – Ch. 183)

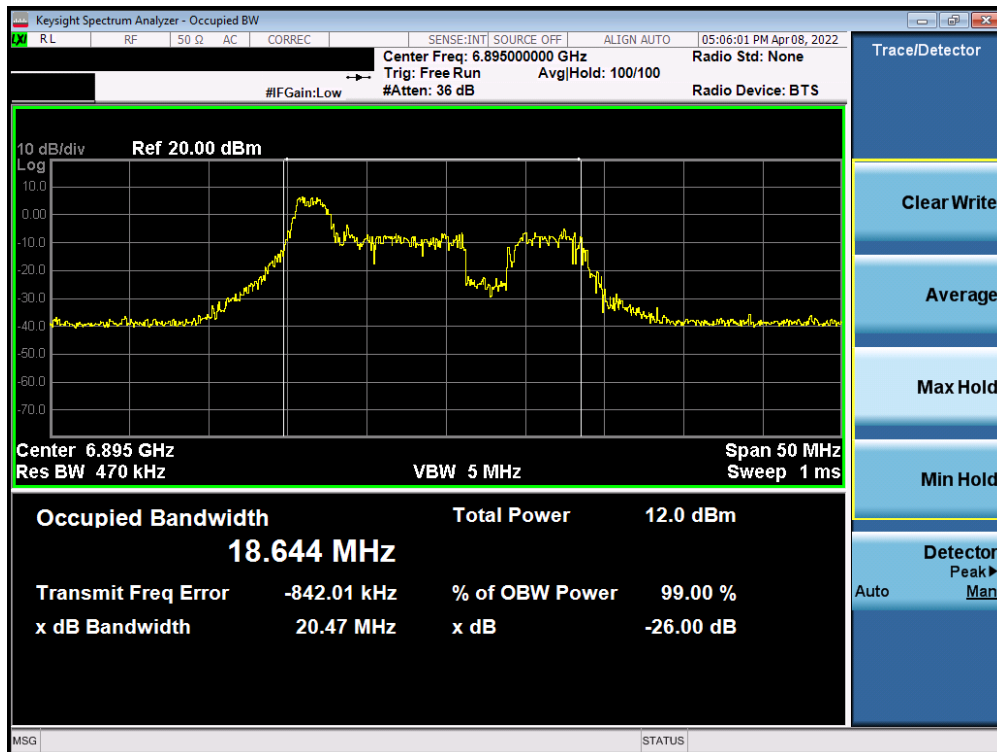


Plot 7-104. Occupied Bandwidth Plot MIMO ANT2 (160MHz BW 802.11ax (26 Tones) (UNII Band 7) – Ch. 143)

FCC ID: A3LSMF936B	MEASUREMENT REPORT (CERTIFICATION)		Approved by: Technical Manager
Test Report S/N: 1M2204110052-14.A3L	Test Dates: 4/1/2022 – 06/29/2022	EUT Type: Portable Handset	Page 67 of 302

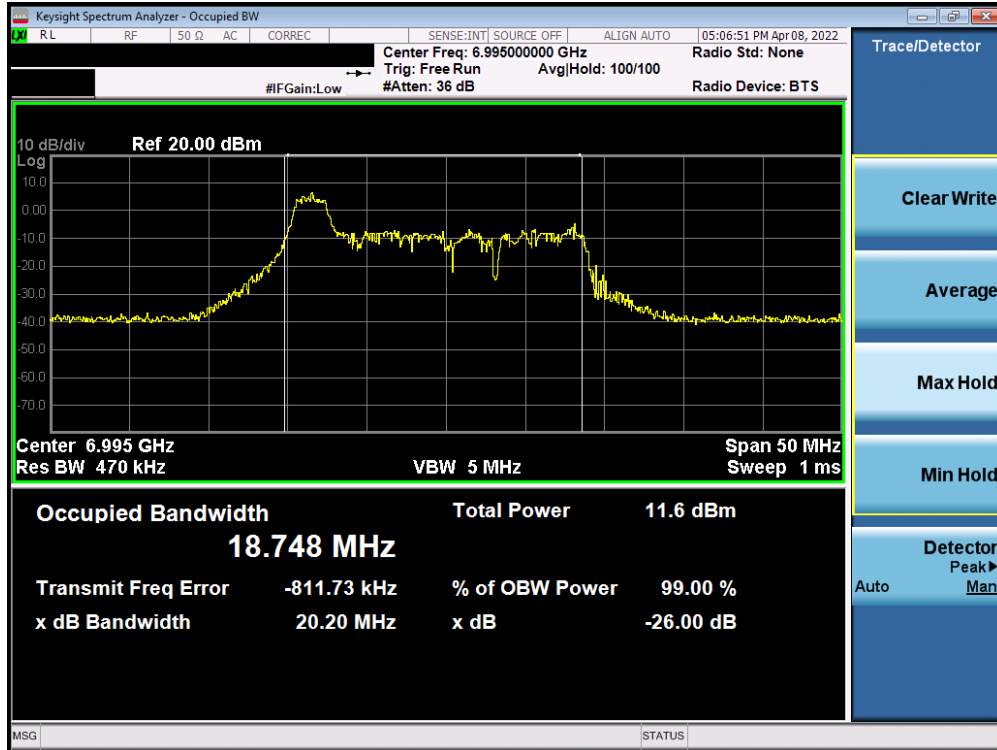


Plot 7-105. Occupied Bandwidth Plot MIMO ANT2 (160MHz BW 802.11ax (26 Tones) (UNII Band 7) – Ch. 175)

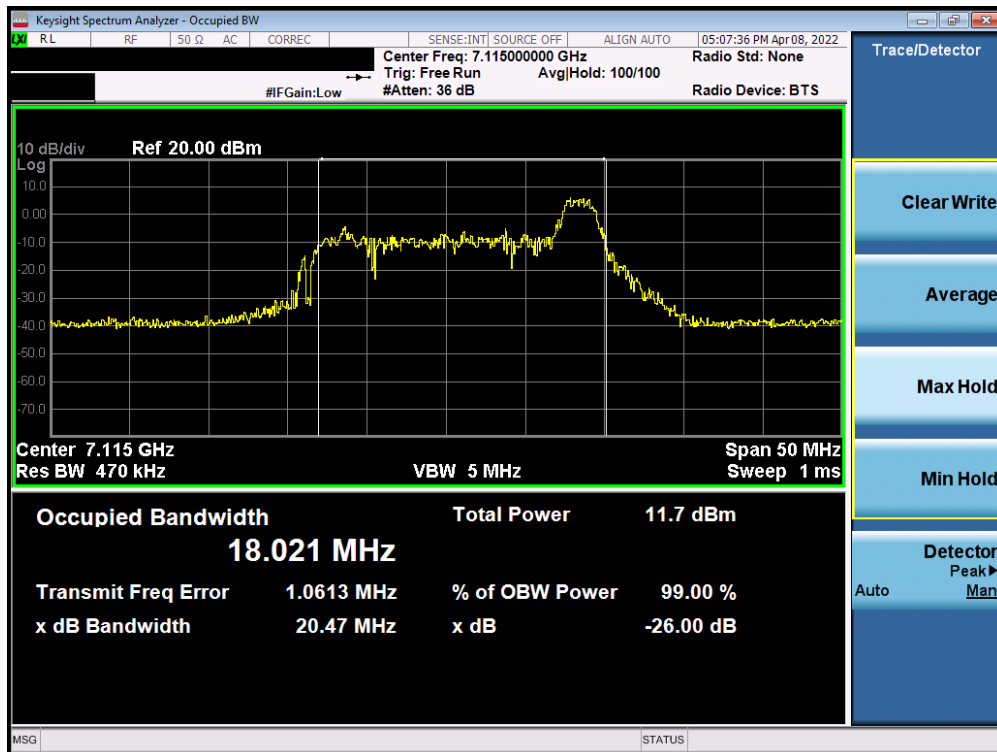


Plot 7-106. Occupied Bandwidth Plot MIMO ANT2 (20MHz BW 802.11ax (26 Tones) (UNII Band 8) – Ch. 189)

FCC ID: A3LSMF936B	MEASUREMENT REPORT (CERTIFICATION)		Approved by: Technical Manager
Test Report S/N: 1M2204110052-14.A3L	Test Dates: 4/1/2022 – 06/29/2022	EUT Type: Portable Handset	Page 68 of 302

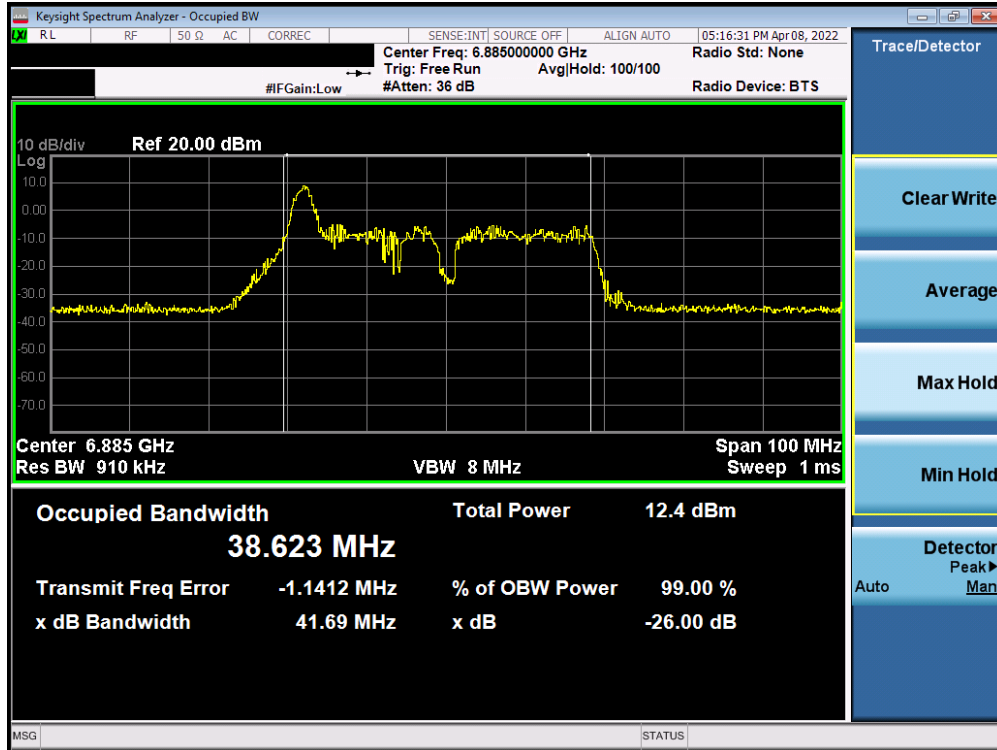


Plot 7-107. Occupied Bandwidth Plot MIMO ANT2 (20MHz BW 802.11ax (26 Tones) (UNII Band 8) – Ch. 209)

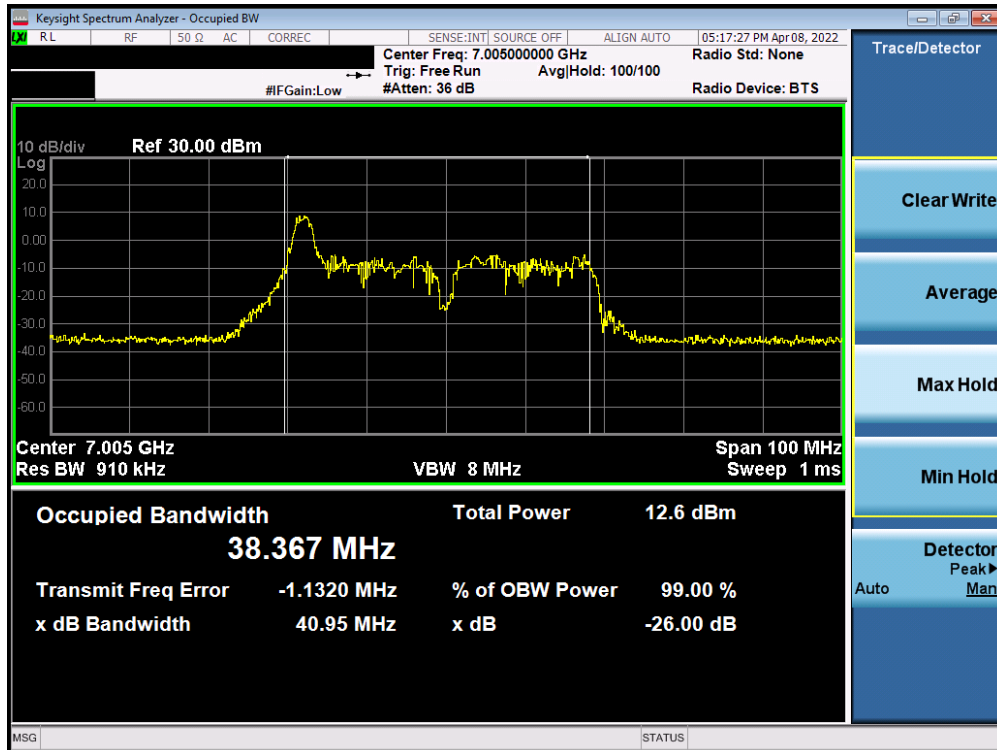


Plot 7-108. Occupied Bandwidth Plot MIMO ANT2 (20MHz BW 802.11ax (26 Tones) (UNII Band 8) – Ch. 233)

FCC ID: A3LSMF936B	MEASUREMENT REPORT (CERTIFICATION)		Approved by: Technical Manager
Test Report S/N: 1M2204110052-14.A3L	Test Dates: 4/1/2022 – 06/29/2022	EUT Type: Portable Handset	Page 69 of 302

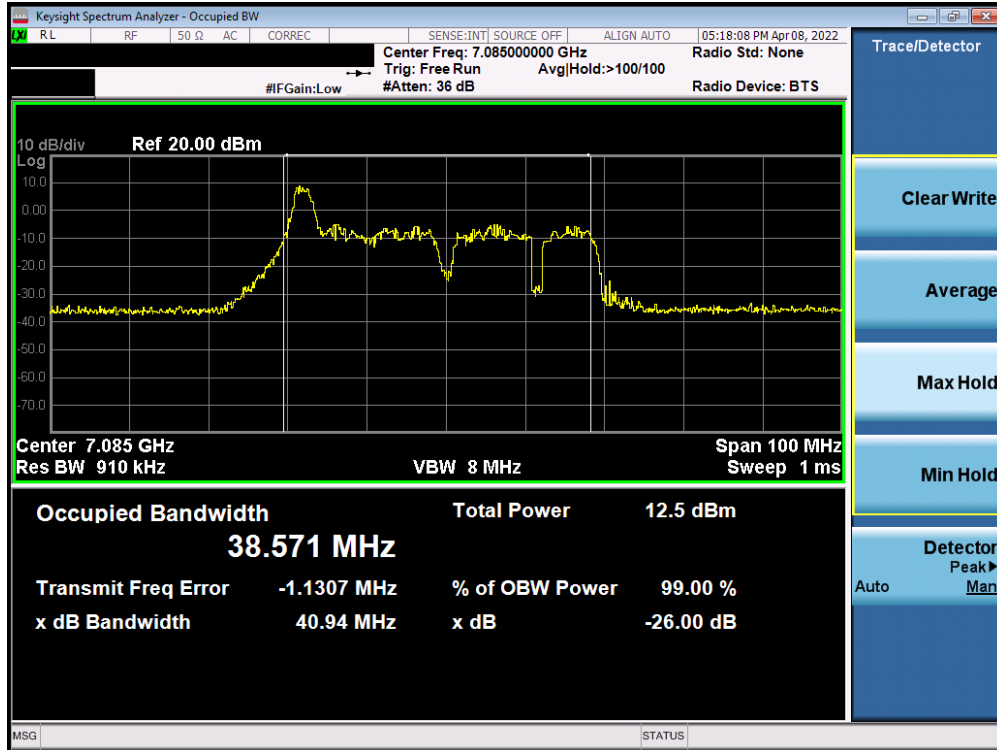


Plot 7-109. Occupied Bandwidth Plot MIMO ANT2 (40MHz BW 802.11ax (26 Tones) (UNII Band 8) – Ch. 187)

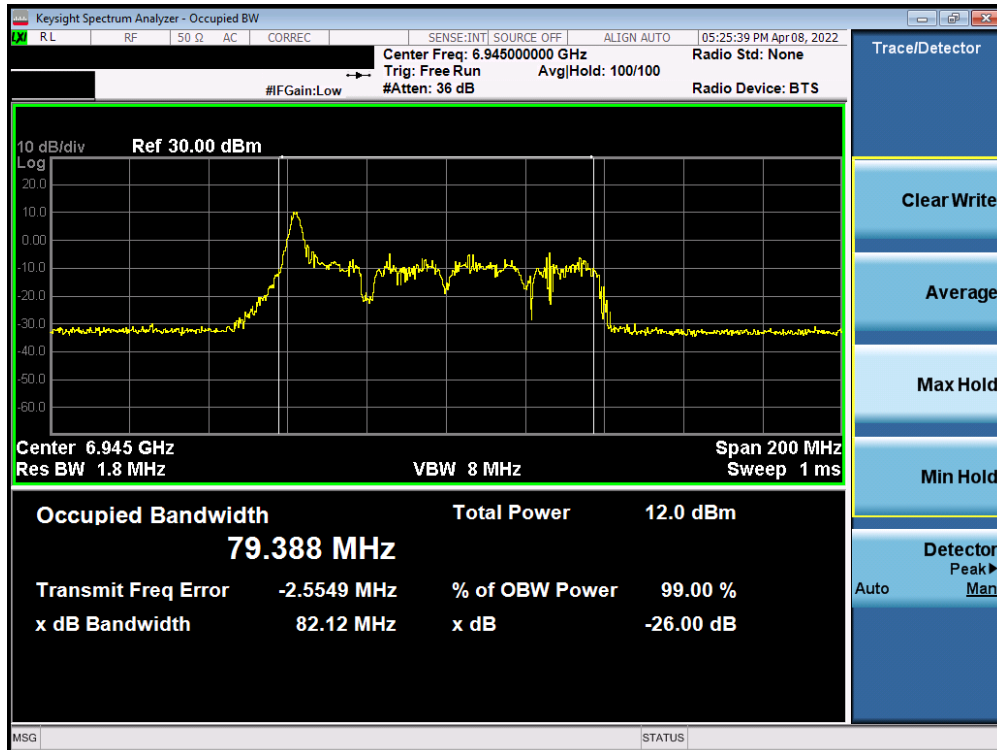


Plot 7-110. Occupied Bandwidth Plot MIMO ANT2 (40MHz BW 802.11ax (26 Tones) (UNII Band 8) – Ch. 211)

FCC ID: A3LSMF936B	MEASUREMENT REPORT (CERTIFICATION)		Approved by: Technical Manager
Test Report S/N: 1M2204110052-14.A3L	Test Dates: 4/1/2022 – 06/29/2022	EUT Type: Portable Handset	Page 70 of 302

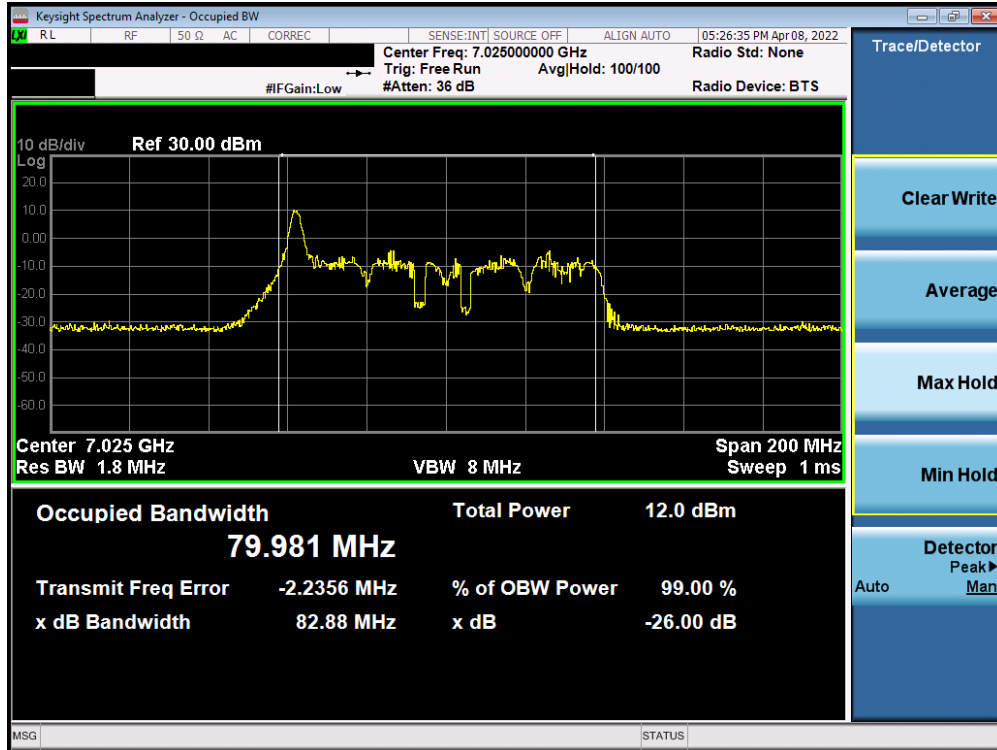


Plot 7-111. Occupied Bandwidth Plot MIMO ANT2 (40MHz BW 802.11ax (26 Tones) (UNII Band 8) – Ch. 227)

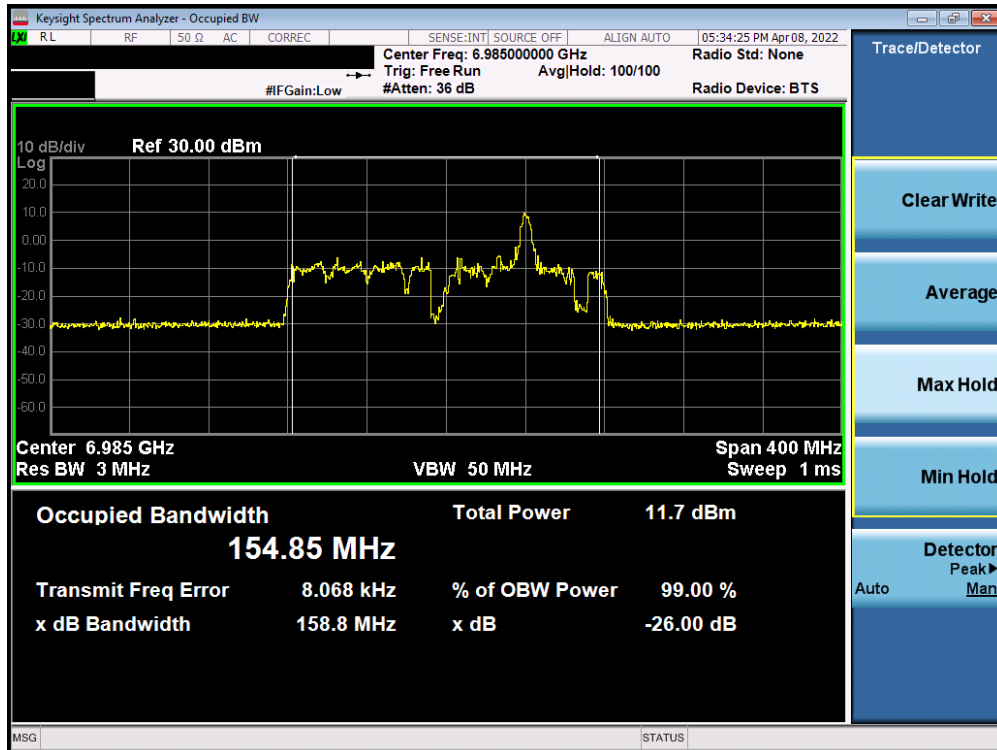


Plot 7-112. Occupied Bandwidth Plot MIMO ANT2 (80MHz BW 802.11ax (26 Tones) (UNII Band 8) – Ch. 199)

FCC ID: A3LSMF936B	MEASUREMENT REPORT (CERTIFICATION)		Approved by: Technical Manager
Test Report S/N: 1M2204110052-14.A3L	Test Dates: 4/1/2022 – 06/29/2022	EUT Type: Portable Handset	Page 71 of 302



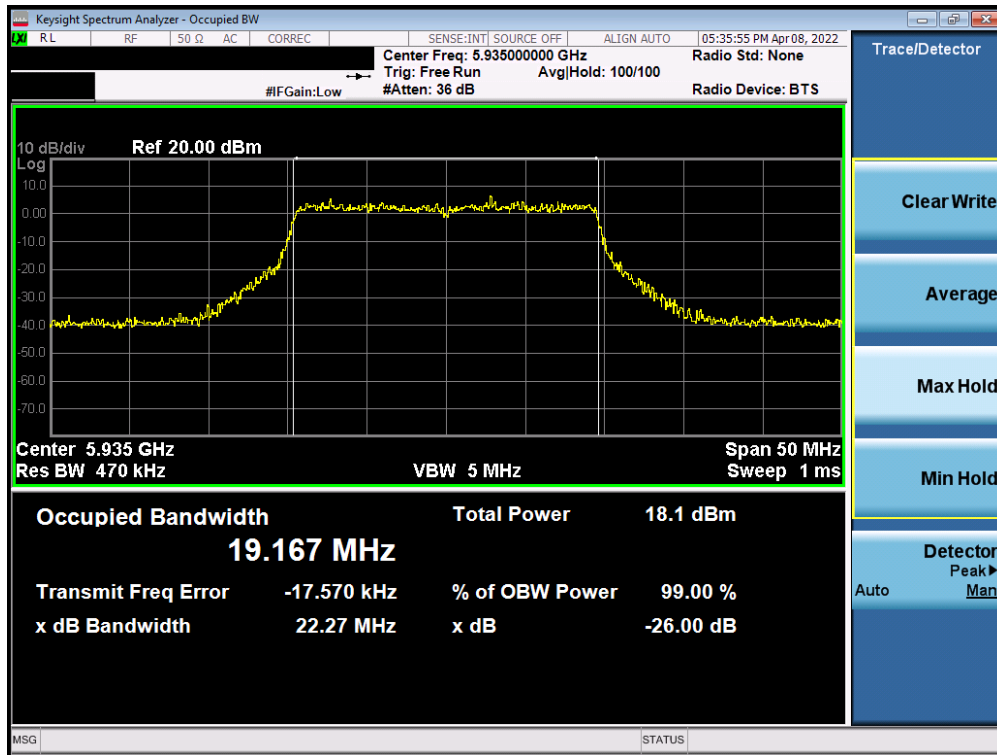
Plot 7-113. Occupied Bandwidth Plot MIMO ANT2 (80MHz BW 802.11ax (26 Tones) (UNII Band 8) – Ch. 215)



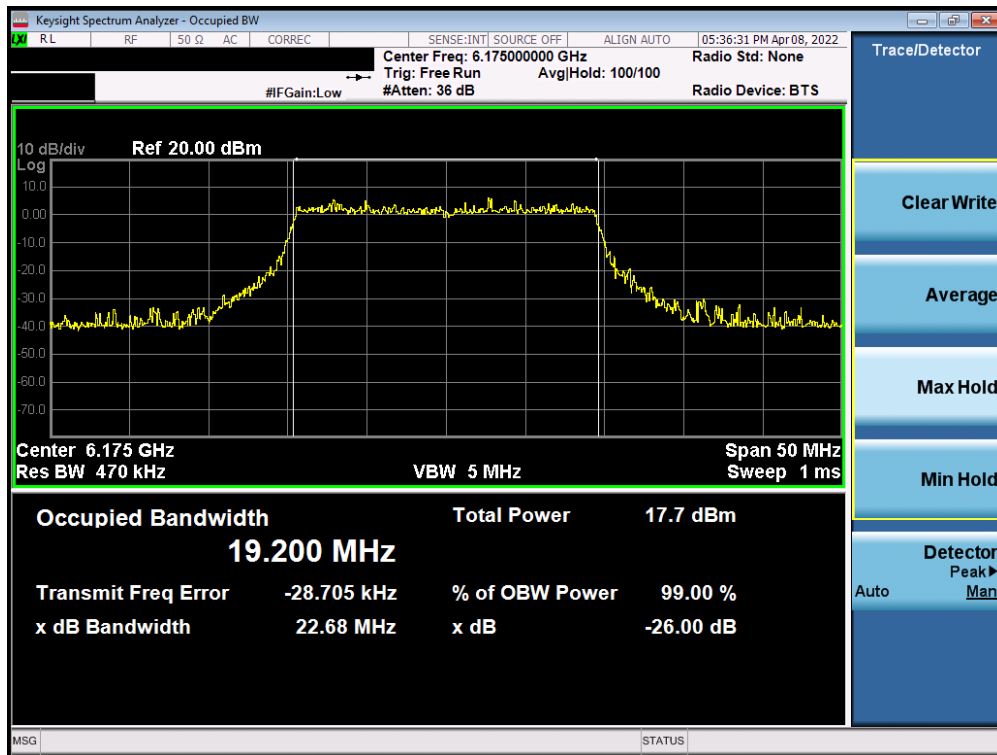
Plot 7-114. Occupied Bandwidth Plot MIMO ANT2 (160MHz BW 802.11ax (26 Tones) (UNII Band 8) – Ch. 207)

FCC ID: A3LSMF936B	MEASUREMENT REPORT (CERTIFICATION)		Approved by: Technical Manager
Test Report S/N: 1M2204110052-14.A3L	Test Dates: 4/1/2022 – 06/29/2022	EUT Type: Portable Handset	Page 72 of 302

MIMO Antenna-2 Occupied Bandwidth Measurements (Full Tones)

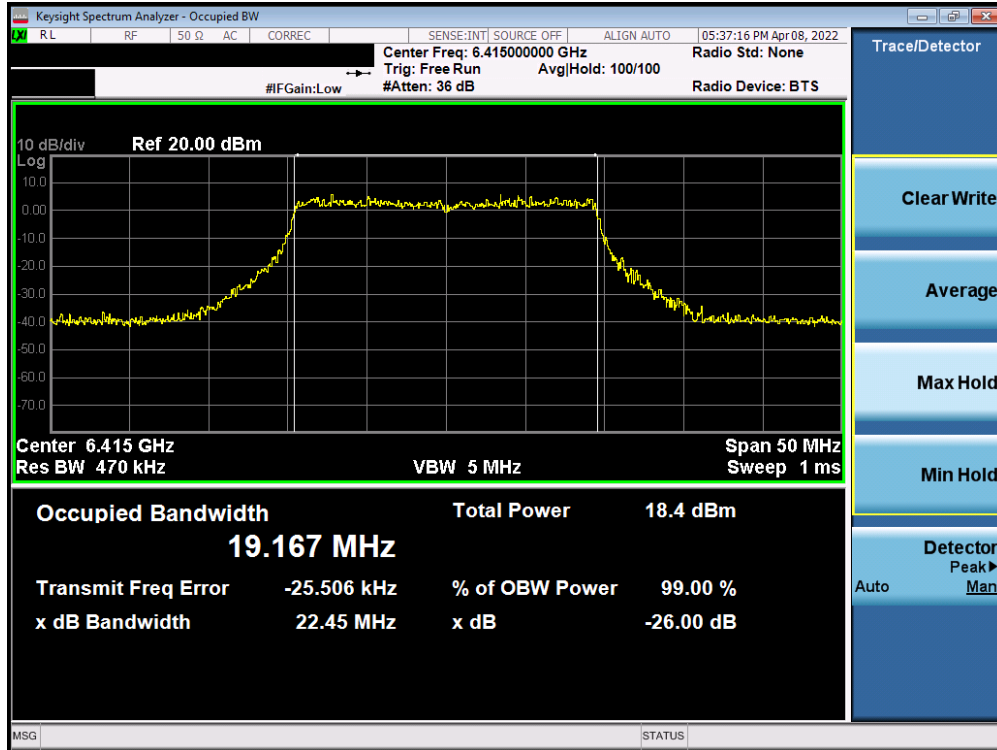


Plot 7-115. Occupied Bandwidth Plot MIMO ANT2 (20MHz BW 802.11ax (Full Tone) UNII Band 5) – Ch. 2

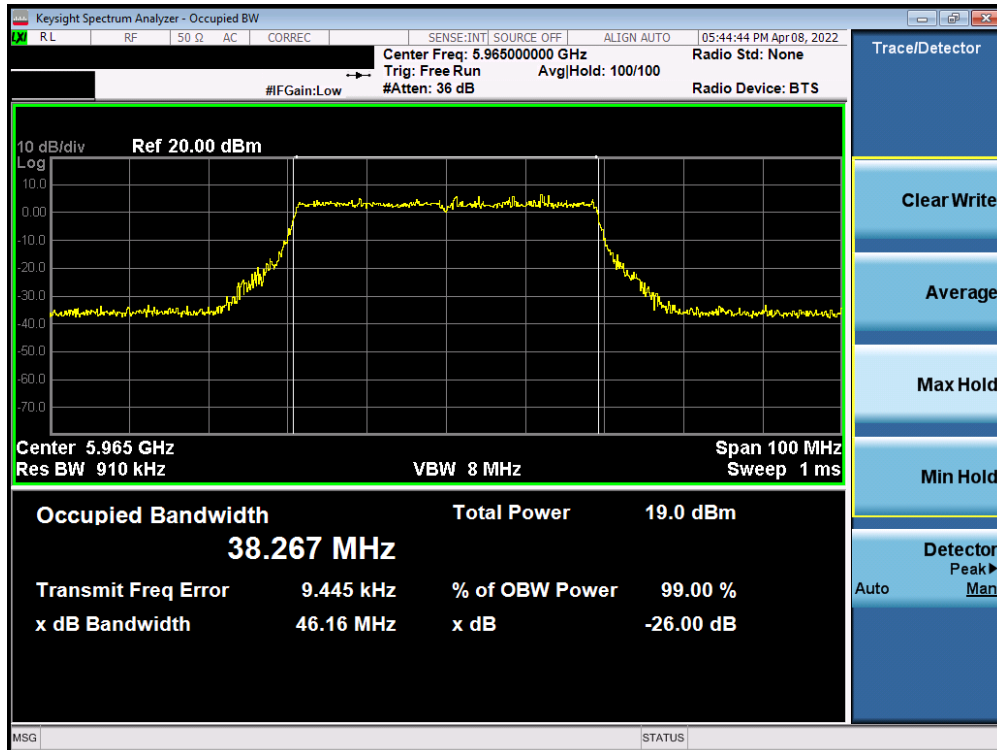


Plot 7-116. Occupied Bandwidth Plot MIMO ANT2 (20MHz BW 802.11ax (Full Tone) (UNII Band 5) – Ch. 45)

FCC ID: A3LSMF936B		MEASUREMENT REPORT (CERTIFICATION)		Approved by: Technical Manager
Test Report S/N: 1M2204110052-14.A3L	Test Dates: 4/1/2022 – 06/29/2022	EUT Type: Portable Handset		Page 73 of 302

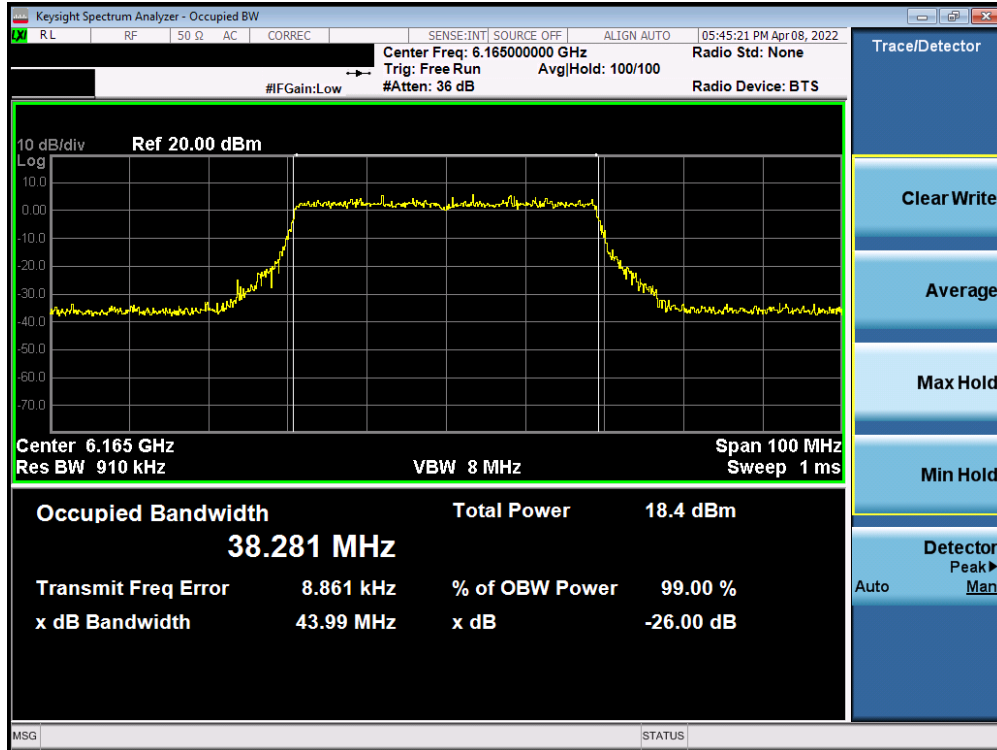


Plot 7-117. Occupied Bandwidth Plot MIMO ANT2 (20MHz BW 802.11ax (Full Tone) UNII Band 5) – Ch. 93)



Plot 7-118. Occupied Bandwidth Plot MIMO ANT2 (40MHz BW 802.11ax (Full Tone) (UNII Band 5) – Ch. 3)

FCC ID: A3LSMF936B	MEASUREMENT REPORT (CERTIFICATION)		Approved by: Technical Manager
Test Report S/N: 1M2204110052-14.A3L	Test Dates: 4/1/2022 – 06/29/2022	EUT Type: Portable Handset	Page 74 of 302

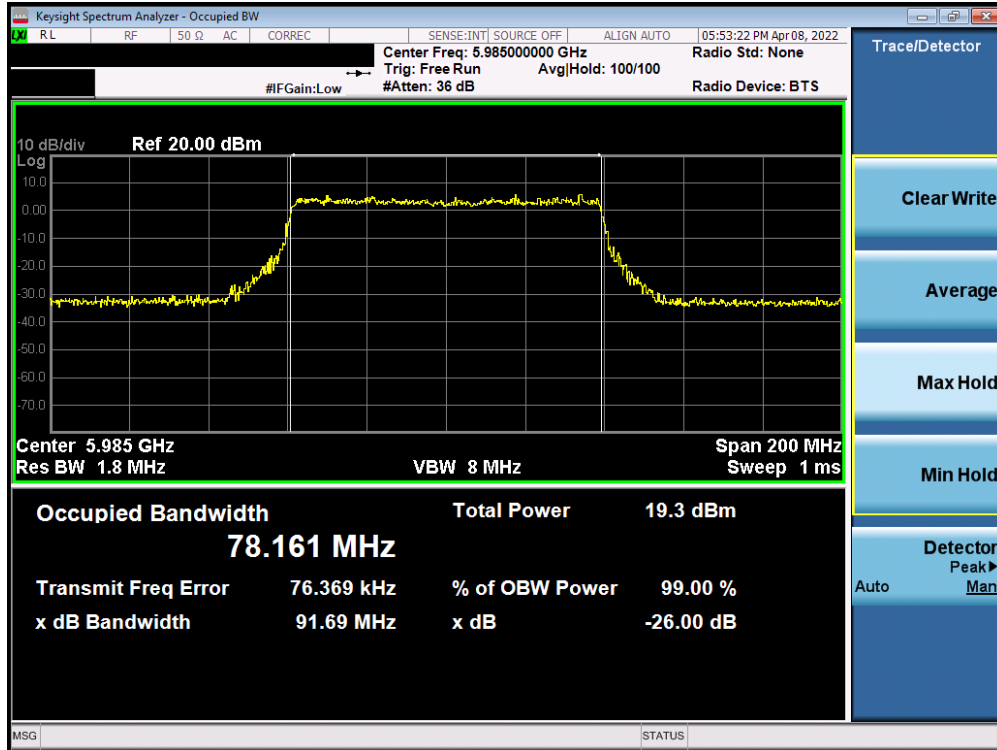


Plot 7-119. Occupied Bandwidth Plot MIMO ANT2 (40MHz BW 802.11ax (Full Tone) (UNII Band 5) – Ch. 43)

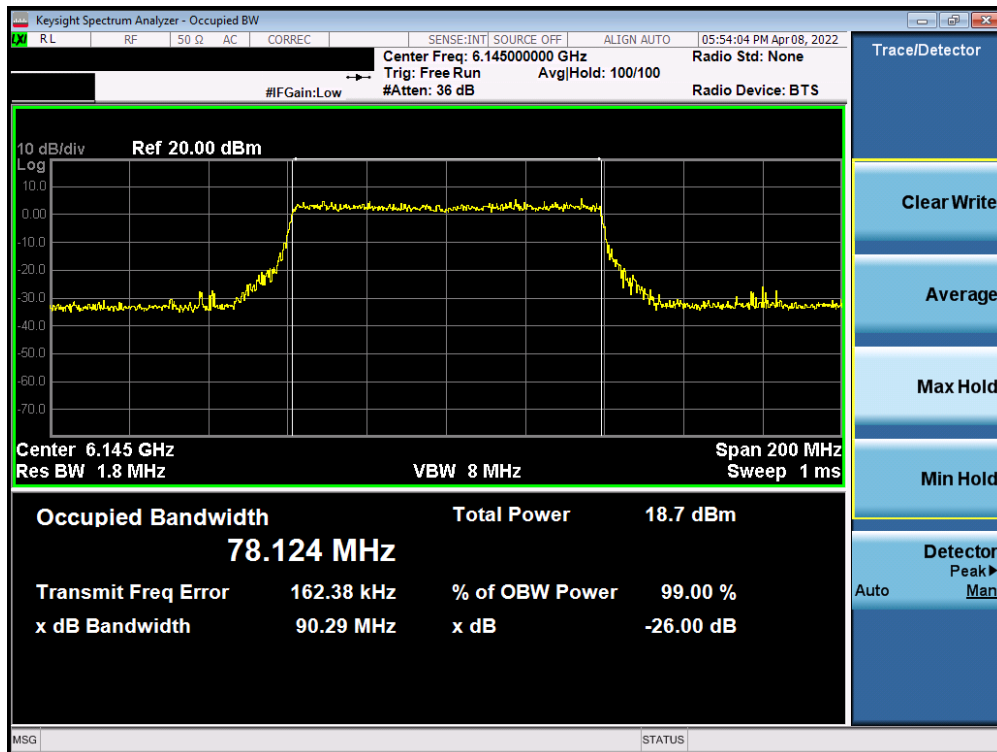


Plot 7-120. Occupied Bandwidth Plot MIMO ANT2 (40MHz BW 802.11ax (Full Tone) (UNII Band 5) – Ch. 91)

FCC ID: A3LSMF936B	MEASUREMENT REPORT (CERTIFICATION)		Approved by: Technical Manager
Test Report S/N: 1M2204110052-14.A3L	Test Dates: 4/1/2022 – 06/29/2022	EUT Type: Portable Handset	Page 75 of 302

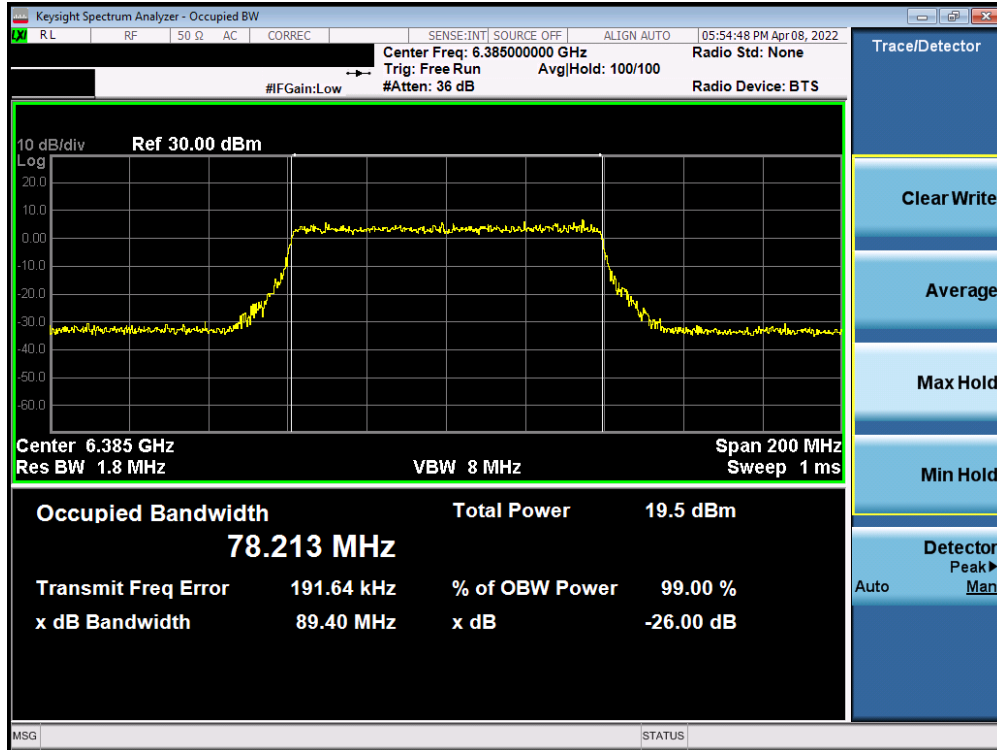


Plot 7-121. Occupied Bandwidth Plot MIMO ANT2 (80MHz BW 802.11ax (Full Tone) (UNII Band 5) – Ch. 7)

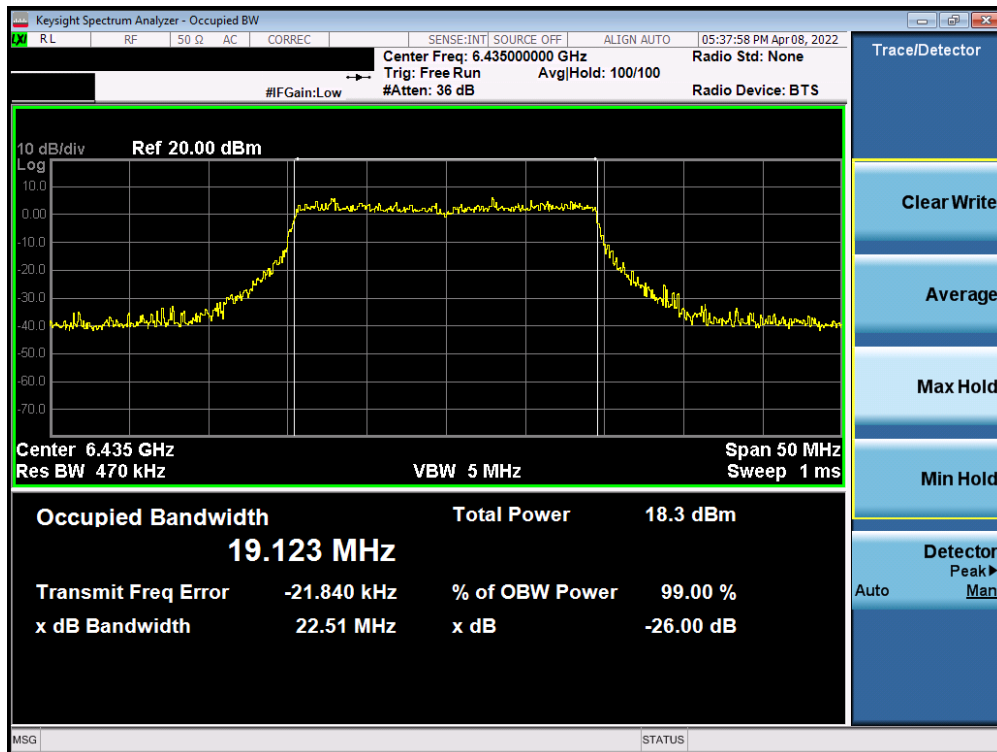


Plot 7-122. Occupied Bandwidth Plot MIMO ANT2 (80MHz BW 802.11ax (Full Tone) (UNII Band 5) – Ch. 39)

FCC ID: A3LSMF936B	MEASUREMENT REPORT (CERTIFICATION)		Approved by: Technical Manager
Test Report S/N: 1M2204110052-14.A3L	Test Dates: 4/1/2022 – 06/29/2022	EUT Type: Portable Handset	Page 76 of 302

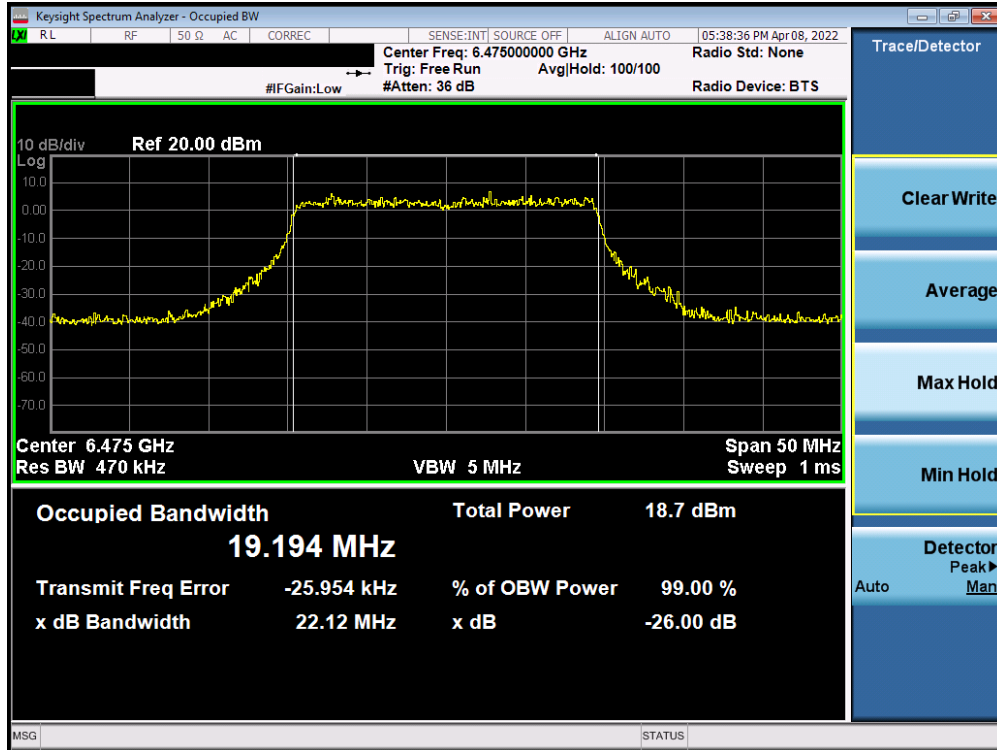


Plot 7-123. Occupied Bandwidth Plot MIMO ANT2 (80MHz BW 802.11ax (Full Tone) (UNII Band 5) – Ch. 87)

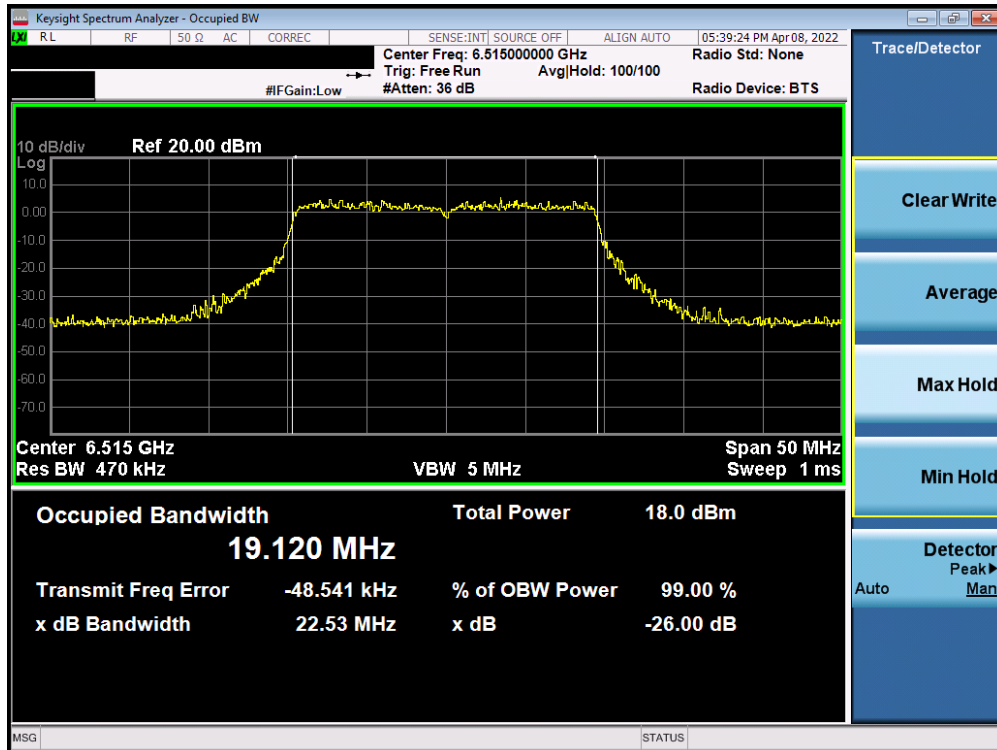


Plot 7-124. Occupied Bandwidth Plot MIMO ANT2 (20MHz BW 802.11ax (Full Tone) (UNII Band 6) – Ch. 97)

FCC ID: A3LSMF936B	MEASUREMENT REPORT (CERTIFICATION)		Approved by: Technical Manager
Test Report S/N: 1M2204110052-14.A3L	Test Dates: 4/1/2022 – 06/29/2022	EUT Type: Portable Handset	Page 77 of 302

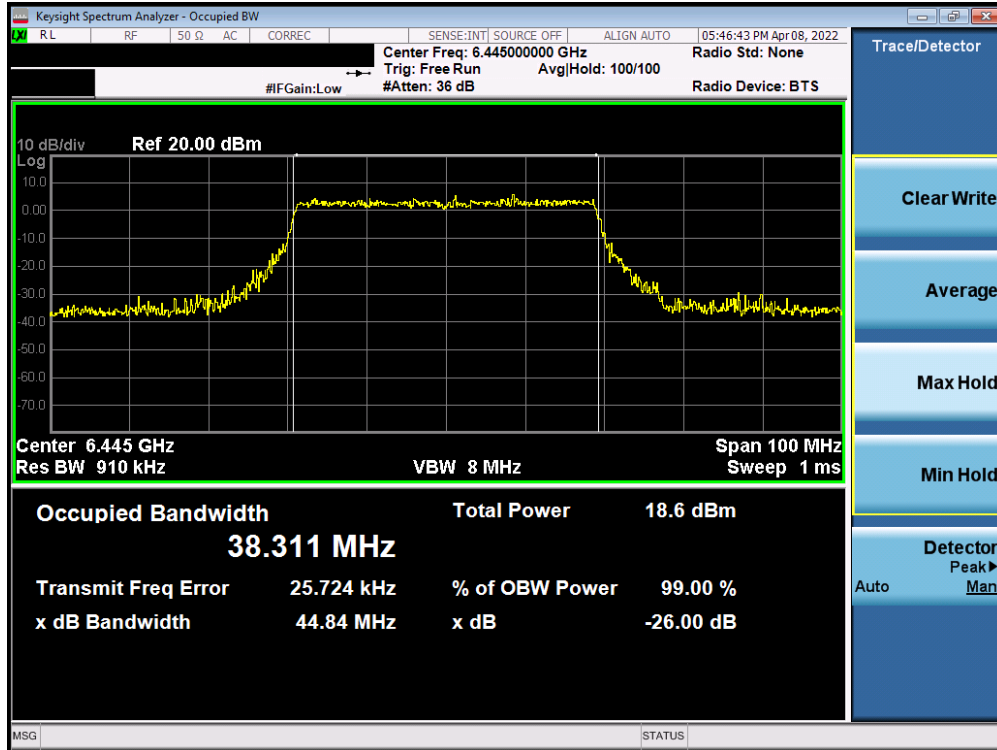


Plot 7-125. Occupied Bandwidth Plot MIMO ANT2 (20MHz BW 802.11ax (Full Tone) (UNII Band 6) – Ch. 105)

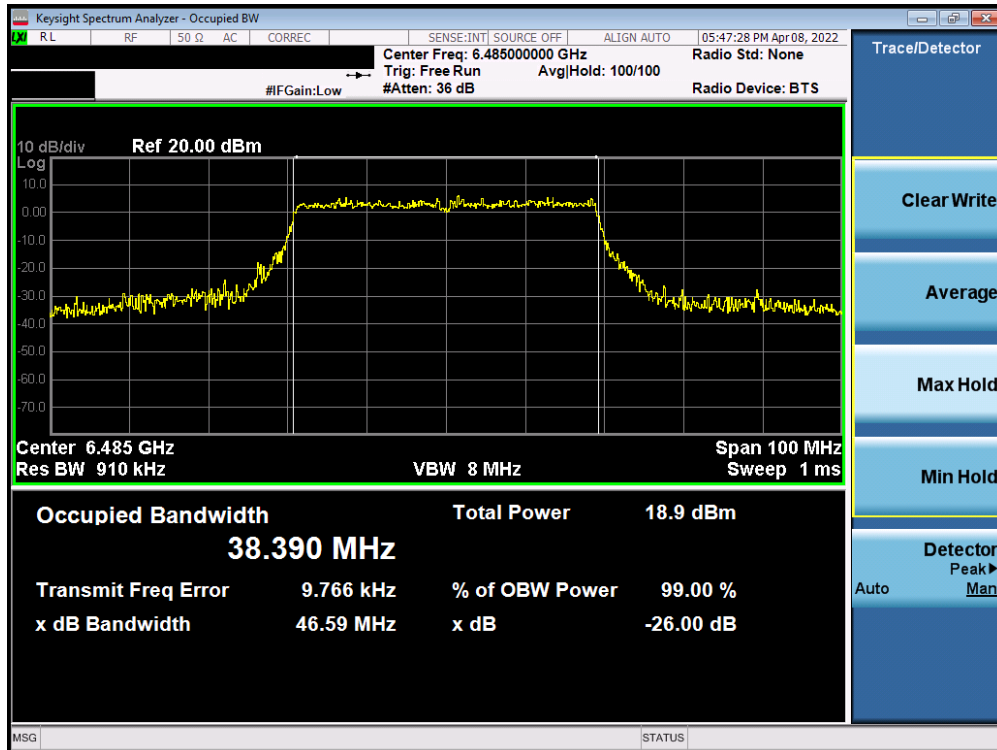


Plot 7-126. Occupied Bandwidth Plot MIMO ANT2 (20MHz BW 802.11ax (Full Tone) (UNII Band 6) – Ch. 113)

FCC ID: A3LSMF936B	MEASUREMENT REPORT (CERTIFICATION)		Approved by: Technical Manager
Test Report S/N: 1M2204110052-14.A3L	Test Dates: 4/1/2022 – 06/29/2022	EUT Type: Portable Handset	Page 78 of 302

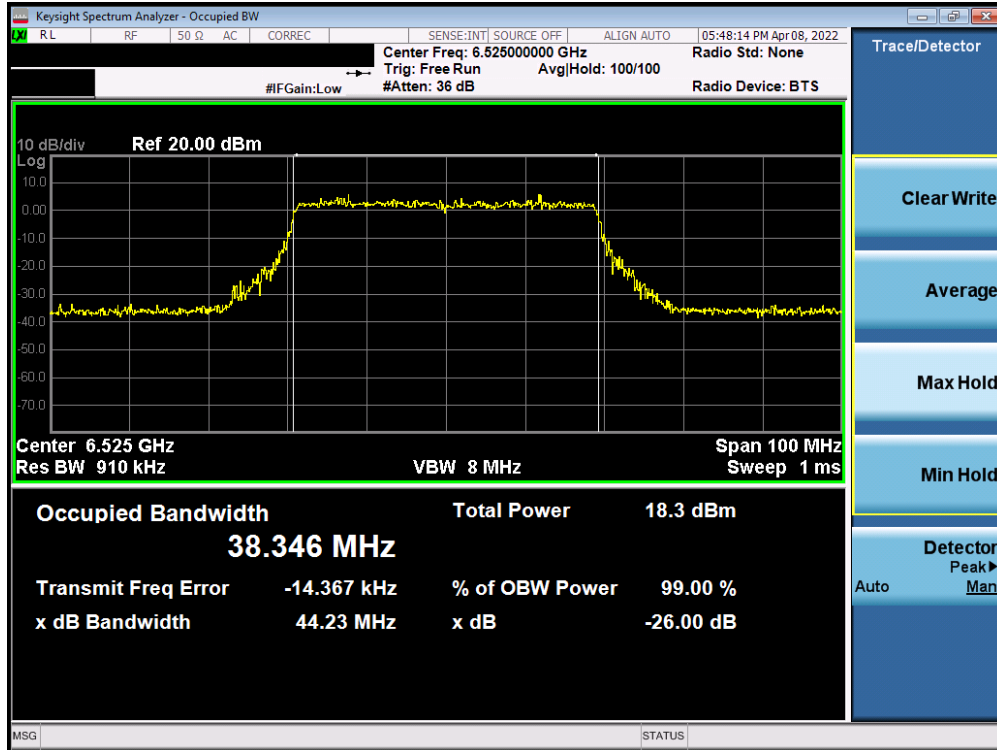


Plot 7-127. Occupied Bandwidth Plot MIMO ANT2 (40MHz BW 802.11ax (Full Tone) (UNII Band 6) – Ch. 99)

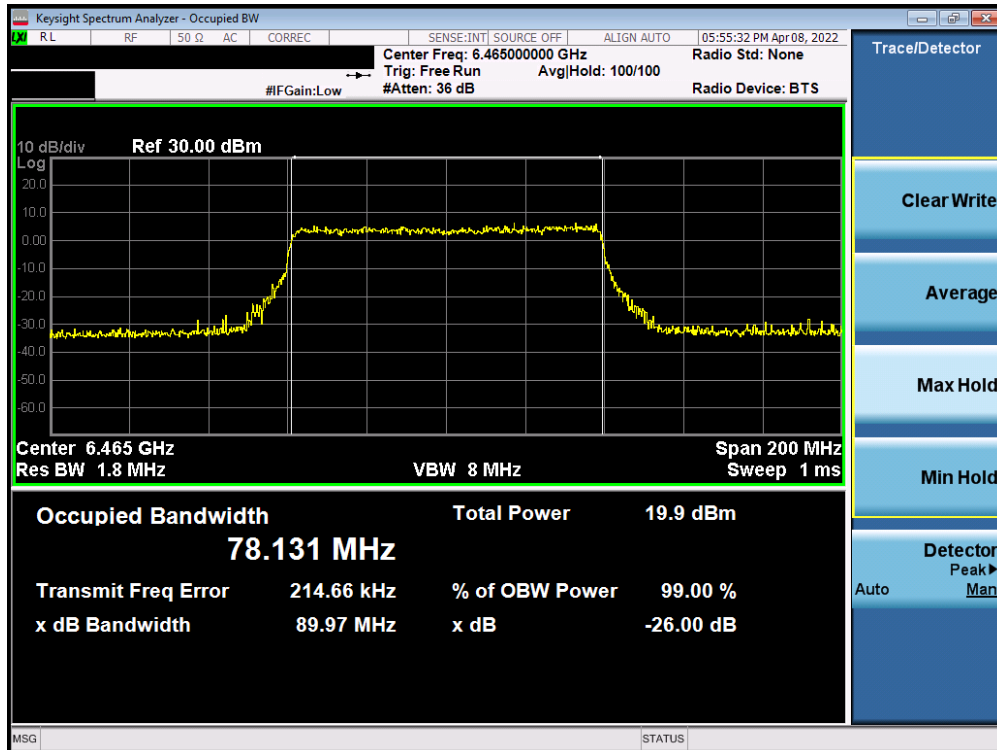


Plot 7-128. Occupied Bandwidth Plot MIMO ANT2 (40MHz BW 802.11ax (Full Tone) (UNII Band 6) – Ch. 107)

FCC ID: A3LSMF936B	MEASUREMENT REPORT (CERTIFICATION)		Approved by: Technical Manager
Test Report S/N: 1M2204110052-14.A3L	Test Dates: 4/1/2022 – 06/29/2022	EUT Type: Portable Handset	Page 79 of 302

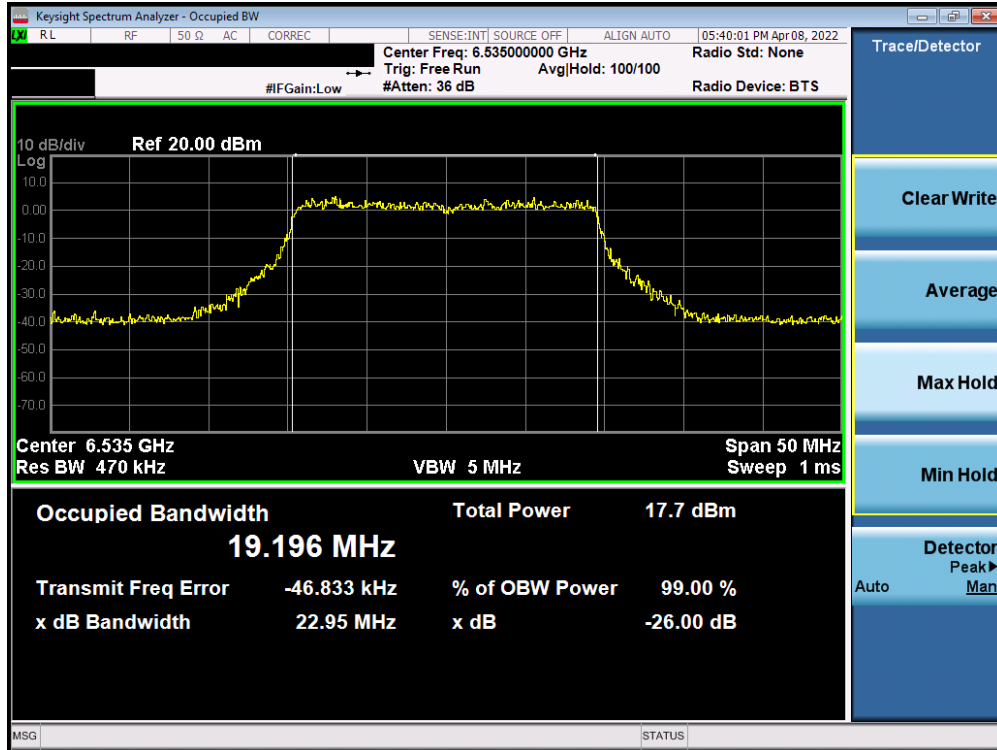


Plot 7-129. Occupied Bandwidth Plot MIMO ANT2 (40MHz BW 802.11ax (Full Tone) (UNII Band 6) – Ch. 115)

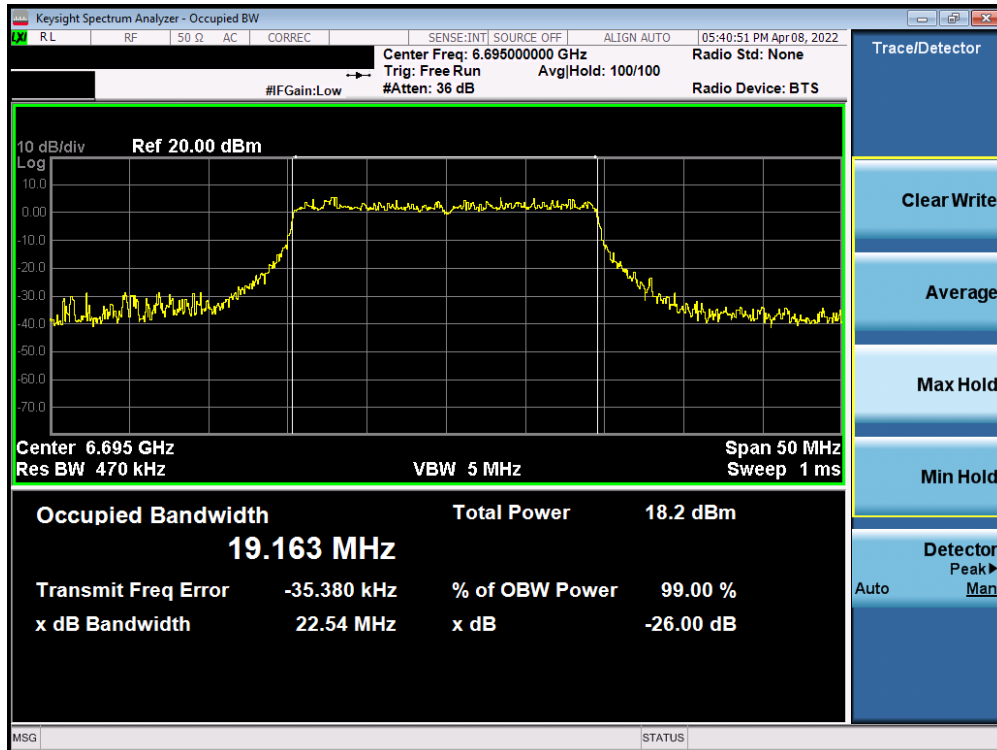


Plot 7-130. Occupied Bandwidth Plot MIMO ANT2 (80MHz BW 802.11ax (Full Tone) (UNII Band 6) – Ch. 103)

FCC ID: A3LSMF936B	MEASUREMENT REPORT (CERTIFICATION)		Approved by: Technical Manager
Test Report S/N: 1M2204110052-14.A3L	Test Dates: 4/1/2022 – 06/29/2022	EUT Type: Portable Handset	Page 80 of 302

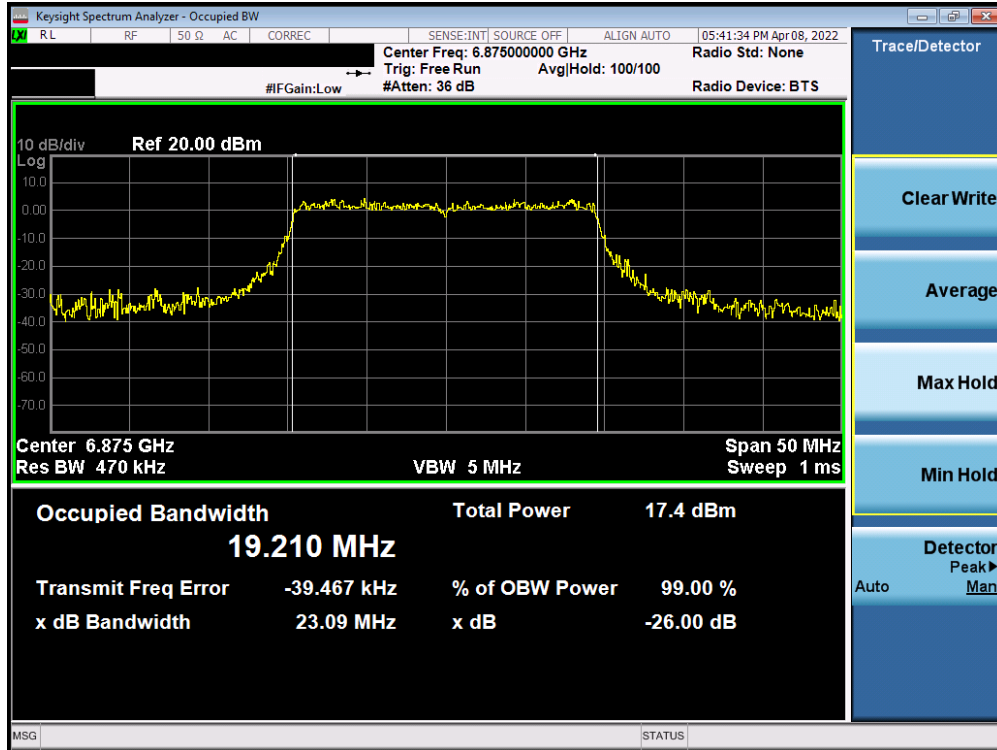


Plot 7-131. Occupied Bandwidth Plot MIMO ANT2 (20MHz BW 802.11ax (Full Tone) (UNII Band 7) – Ch. 117)

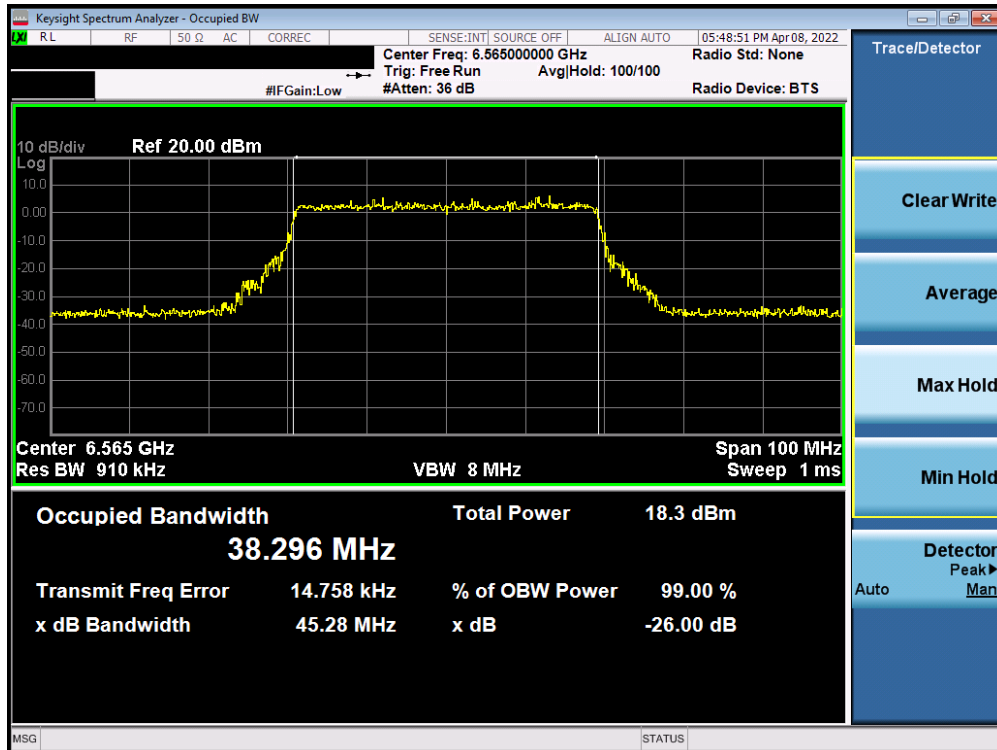


Plot 7-132. Occupied Bandwidth Plot MIMO ANT2 (20MHz BW 802.11ax (Full Tone) (UNII Band 7) – Ch. 149)

FCC ID: A3LSMF936B	MEASUREMENT REPORT (CERTIFICATION)		Approved by: Technical Manager
Test Report S/N: 1M2204110052-14.A3L	Test Dates: 4/1/2022 – 06/29/2022	EUT Type: Portable Handset	Page 81 of 302

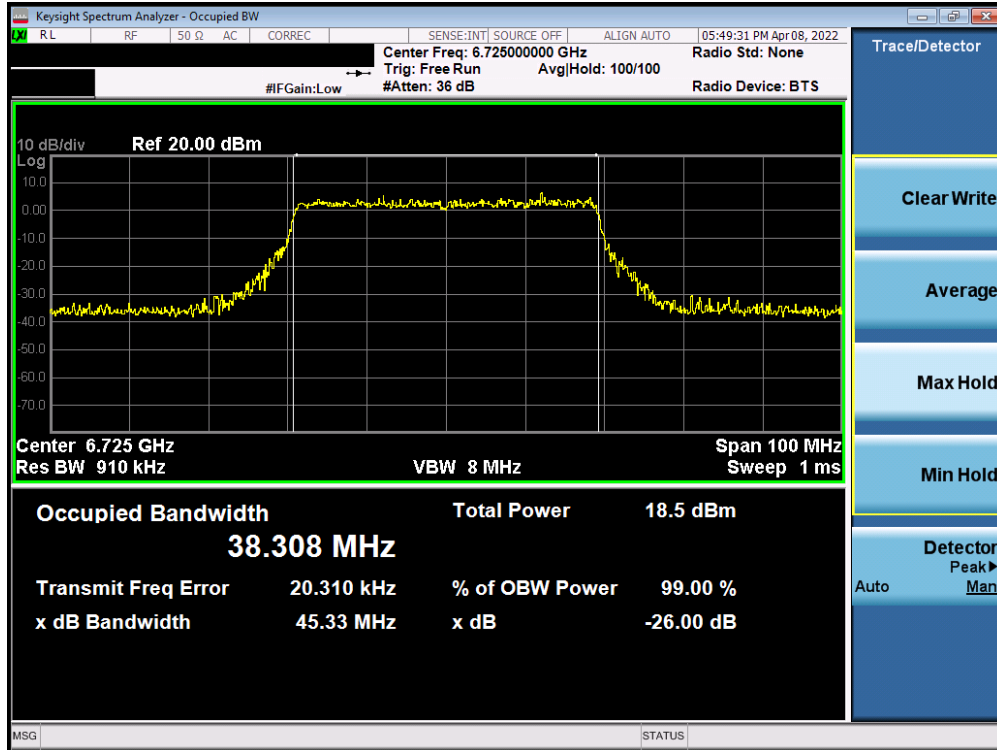


Plot 7-133. Occupied Bandwidth Plot MIMO ANT2 (20MHz BW 802.11ax (Full Tone) (UNII Band 7) – Ch. 185)

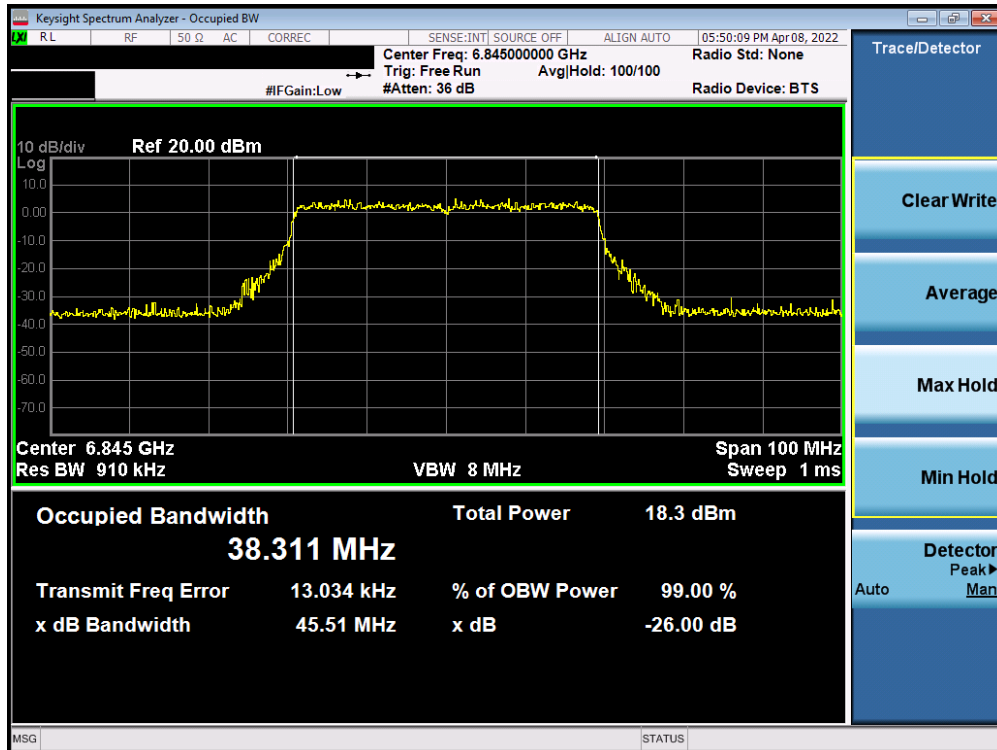


Plot 7-134. Occupied Bandwidth Plot MIMO ANT2 (40MHz BW 802.11ax (Full Tone) (UNII Band 7) – Ch. 123)

FCC ID: A3LSMF936B	MEASUREMENT REPORT (CERTIFICATION)		Approved by: Technical Manager
Test Report S/N: 1M2204110052-14.A3L	Test Dates: 4/1/2022 – 06/29/2022	EUT Type: Portable Handset	Page 82 of 302

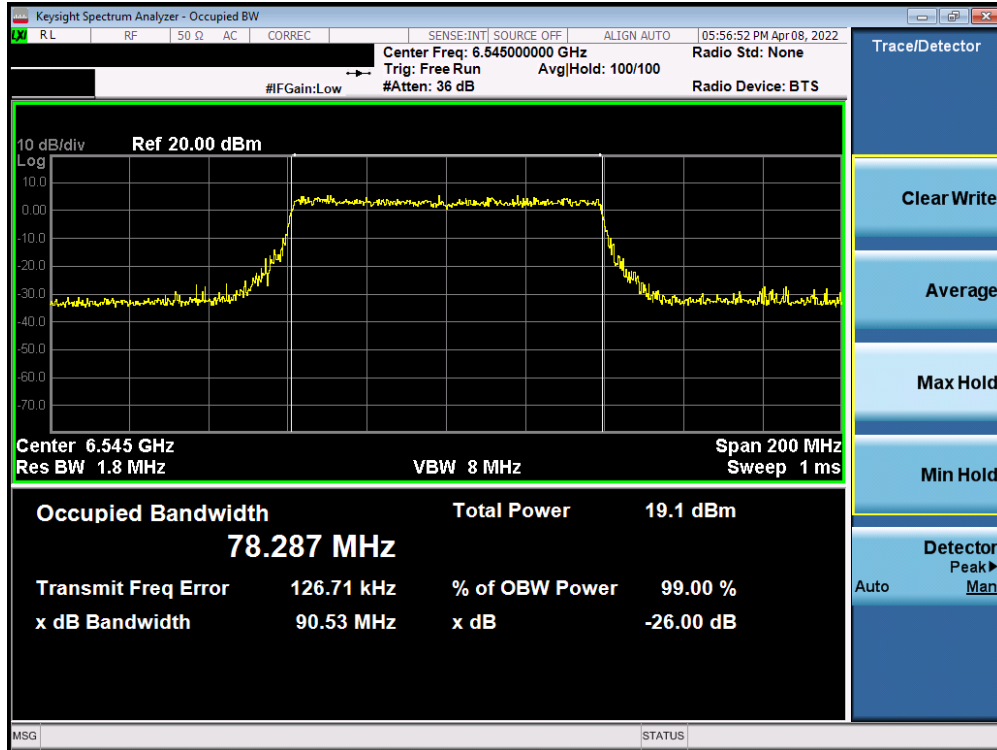


Plot 7-135. Occupied Bandwidth Plot MIMO ANT2 (40MHz BW 802.11ax (Full Tone) (UNII Band 7) – Ch. 155)

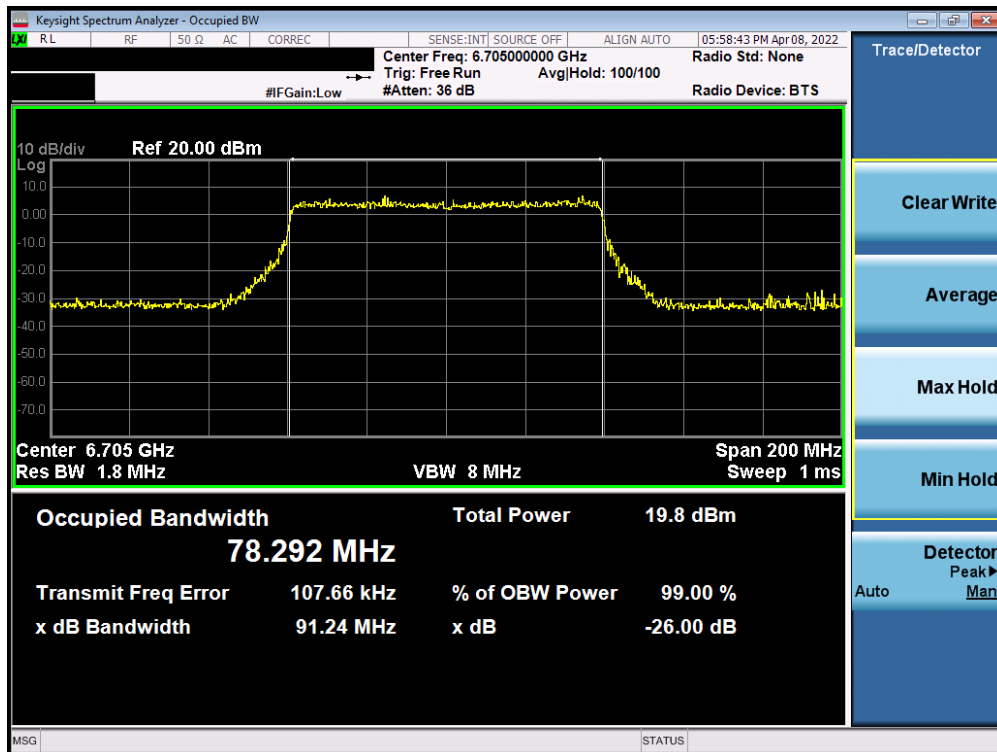


Plot 7-136. Occupied Bandwidth Plot MIMO ANT2 (40MHz BW 802.11ax (Full Tone) (UNII Band 7) – Ch. 179)

FCC ID: A3LSMF936B	MEASUREMENT REPORT (CERTIFICATION)		Approved by: Technical Manager
Test Report S/N: 1M2204110052-14.A3L	Test Dates: 4/1/2022 – 06/29/2022	EUT Type: Portable Handset	Page 83 of 302

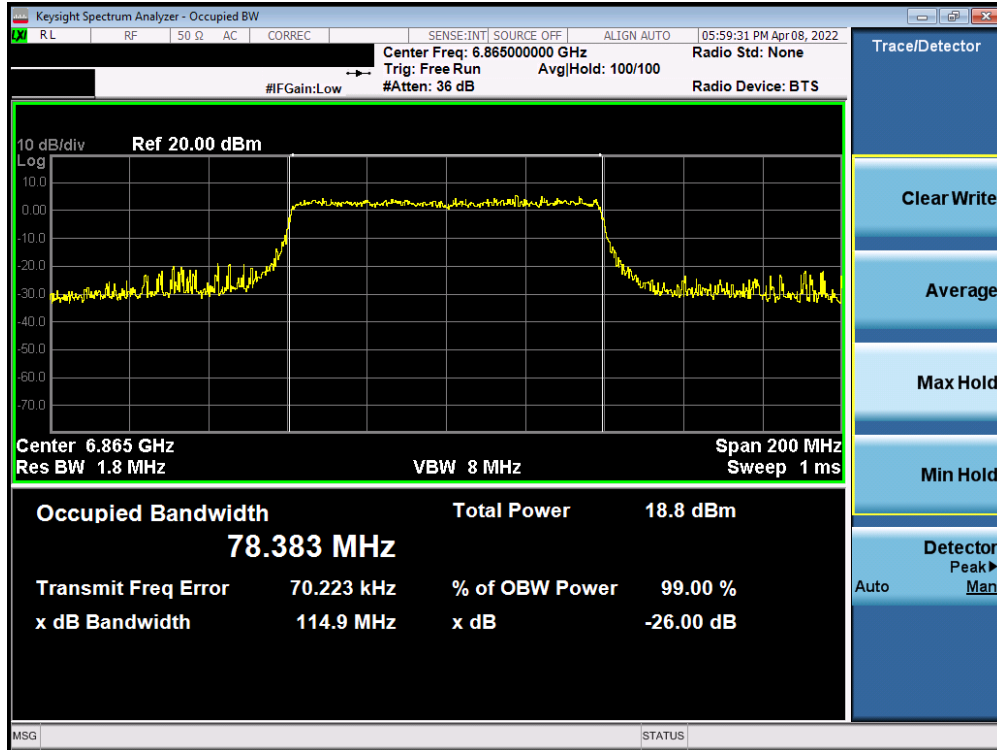


Plot 7-137. Occupied Bandwidth Plot MIMO ANT2 (80MHz BW 802.11ax (Full Tone) (UNII Band 7) – Ch. 119)

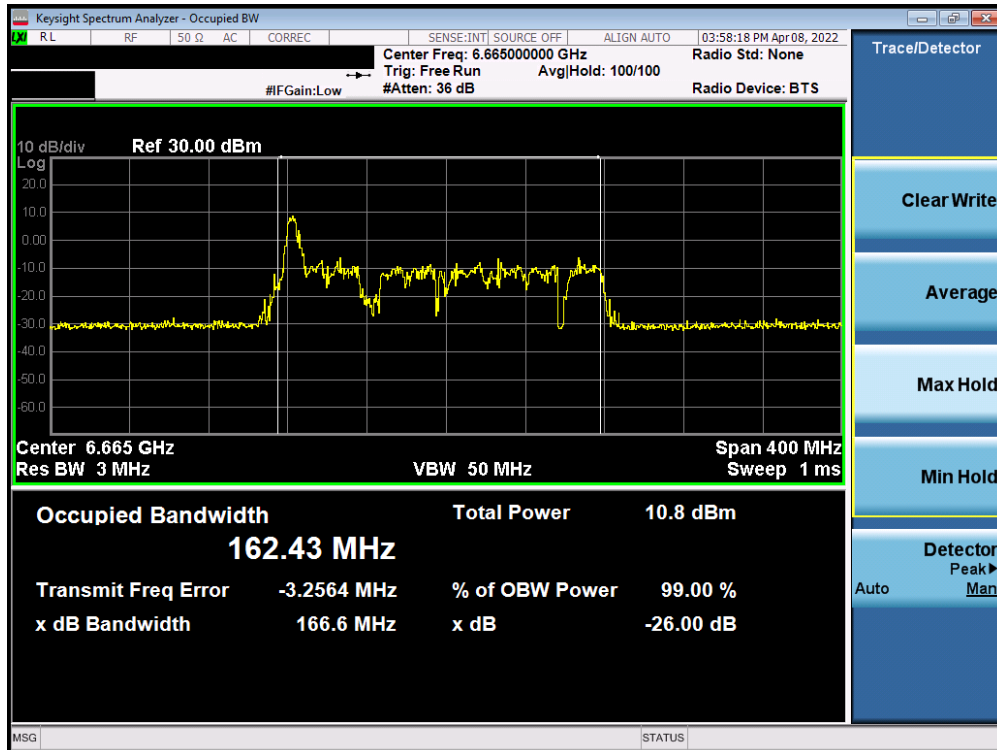


Plot 7-138. Occupied Bandwidth Plot MIMO ANT2 (80MHz BW 802.11ax (Full Tone) (UNII Band 7) – Ch. 151)

FCC ID: A3LSMF936B	MEASUREMENT REPORT (CERTIFICATION)		Approved by: Technical Manager
Test Report S/N: 1M2204110052-14.A3L	Test Dates: 4/1/2022 – 06/29/2022	EUT Type: Portable Handset	Page 84 of 302

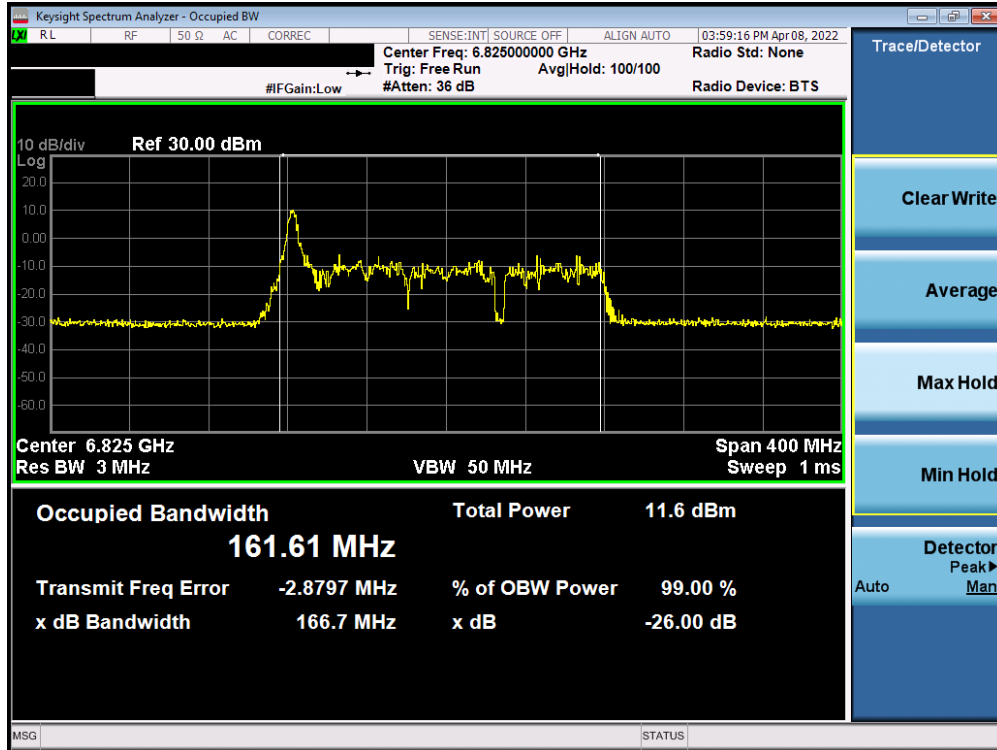


Plot 7-139. Occupied Bandwidth Plot MIMO ANT2 (80MHz BW 802.11ax (Full Tone) (UNII Band 7) – Ch. 183)

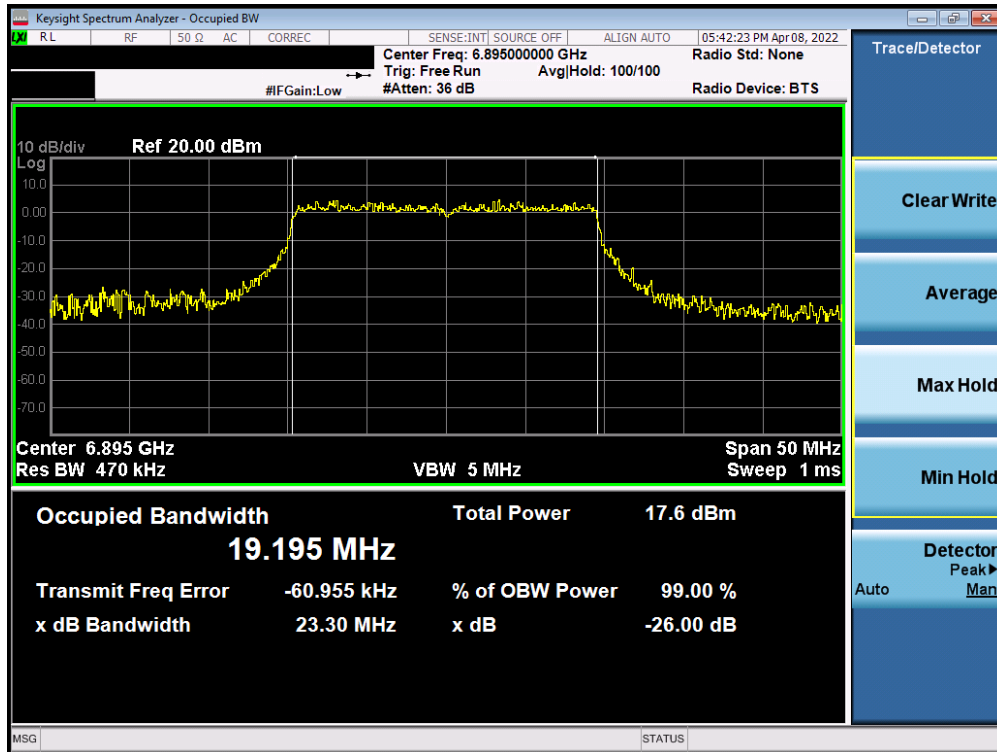


Plot 7-140. Occupied Bandwidth Plot MIMO ANT2 (160MHz BW 802.11ax (Full Tone) (UNII Band 7) – Ch. 143)

FCC ID: A3LSMF936B	MEASUREMENT REPORT (CERTIFICATION)		Approved by: Technical Manager
Test Report S/N: 1M2204110052-14.A3L	Test Dates: 4/1/2022 – 06/29/2022	EUT Type: Portable Handset	Page 85 of 302

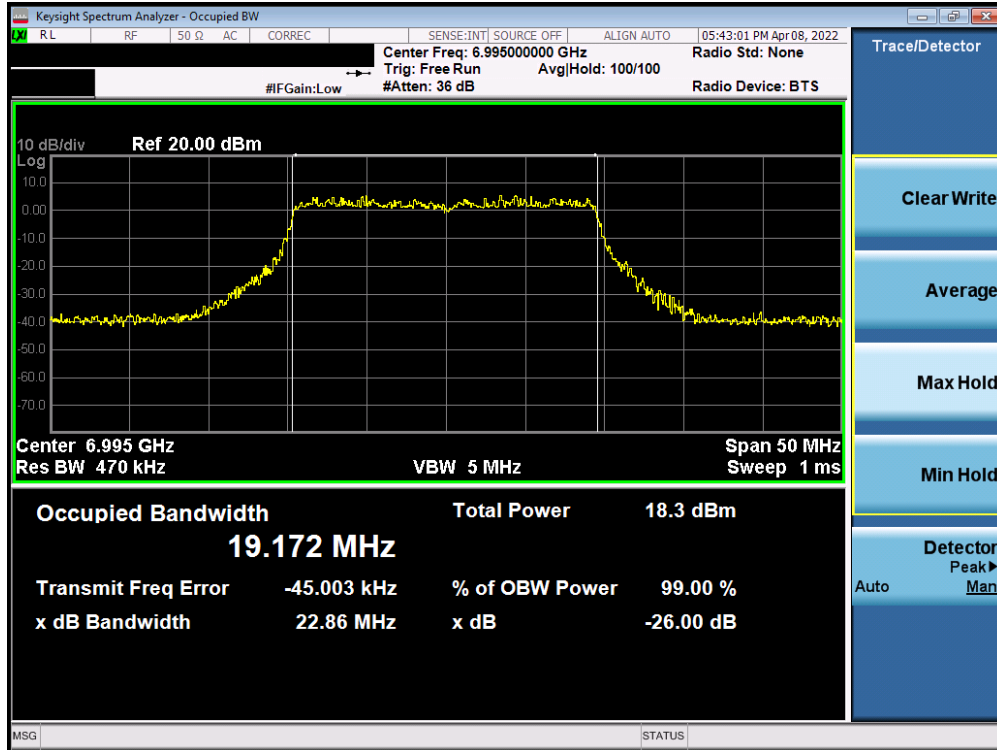


Plot 7-141. Occupied Bandwidth Plot MIMO ANT2 (160MHz BW 802.11ax (Full Tone) (UNII Band 7) – Ch. 175)

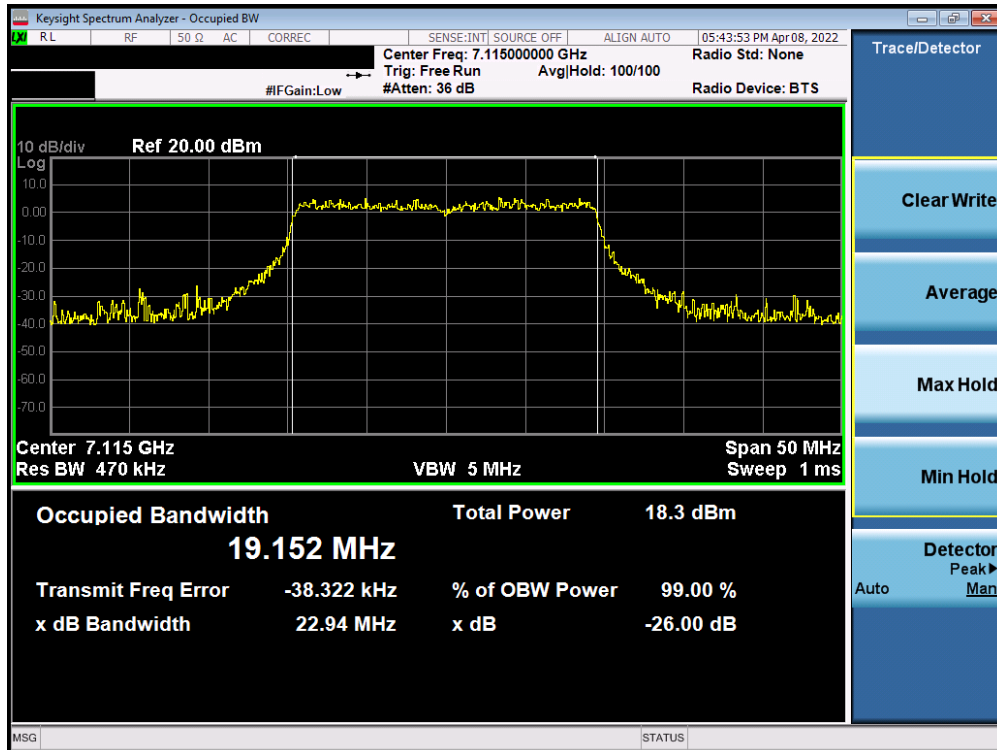


Plot 7-142. Occupied Bandwidth Plot MIMO ANT2 (20MHz BW 802.11ax (Full Tone) (UNII Band 8) – Ch. 189)

FCC ID: A3LSMF936B	MEASUREMENT REPORT (CERTIFICATION)		Approved by: Technical Manager
Test Report S/N: 1M2204110052-14.A3L	Test Dates: 4/1/2022 – 06/29/2022	EUT Type: Portable Handset	Page 86 of 302

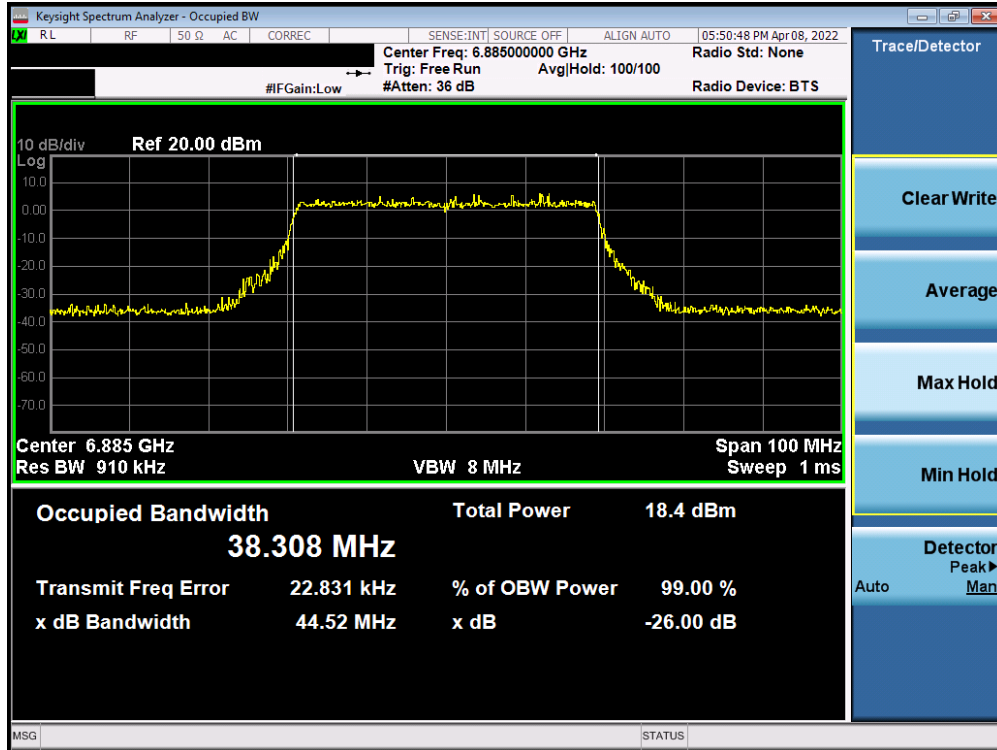


Plot 7-143. Occupied Bandwidth Plot MIMO ANT2 (20MHz BW 802.11ax (Full Tone) (UNII Band 8) – Ch. 209)

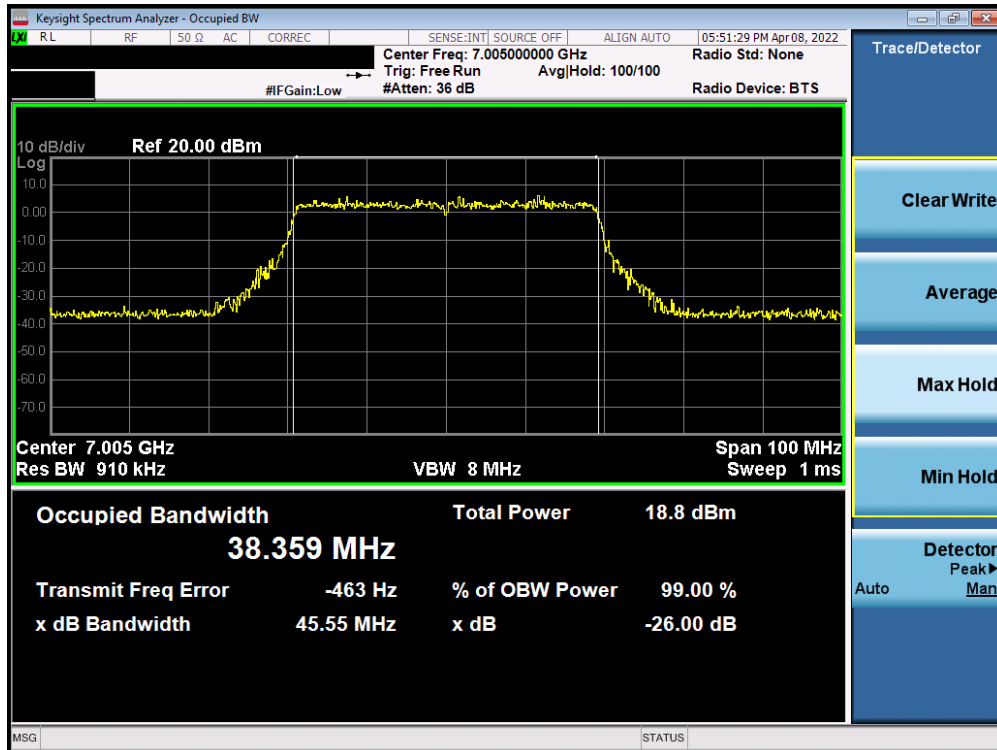


Plot 7-144. Occupied Bandwidth Plot MIMO ANT2 (20MHz BW 802.11ax (Full Tone) (UNII Band 8) – Ch. 233)

FCC ID: A3LSMF936B	MEASUREMENT REPORT (CERTIFICATION)		Approved by: Technical Manager
Test Report S/N: 1M2204110052-14.A3L	Test Dates: 4/1/2022 – 06/29/2022	EUT Type: Portable Handset	Page 87 of 302

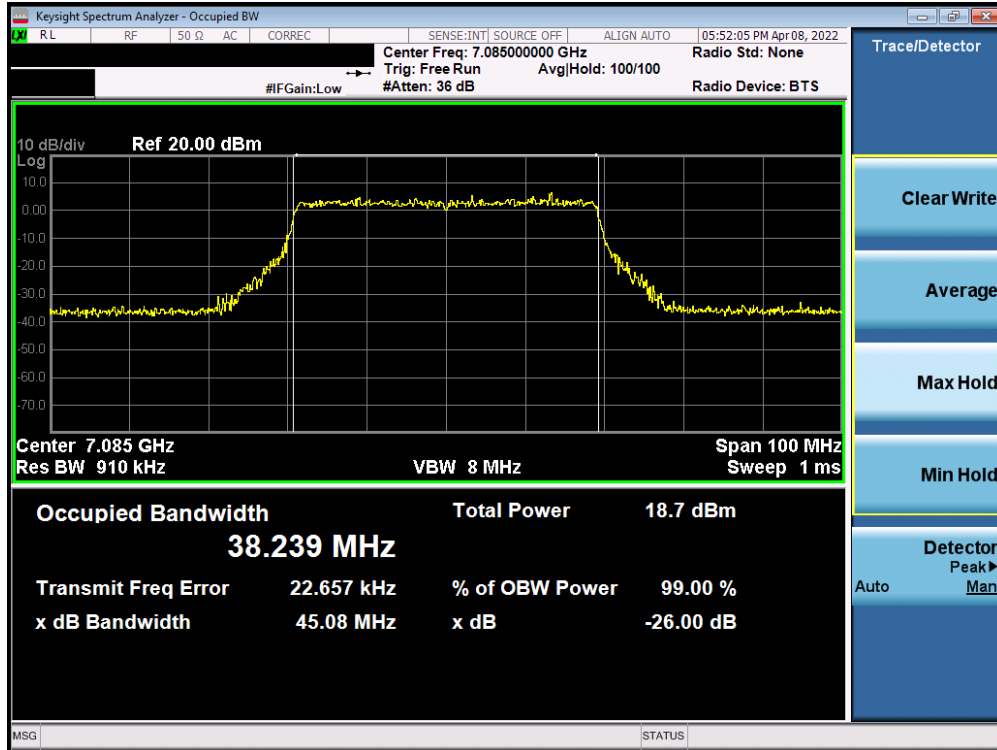


Plot 7-145. Occupied Bandwidth Plot MIMO ANT2 (40MHz BW 802.11ax (Full Tone) (UNII Band 8) – Ch. 187)

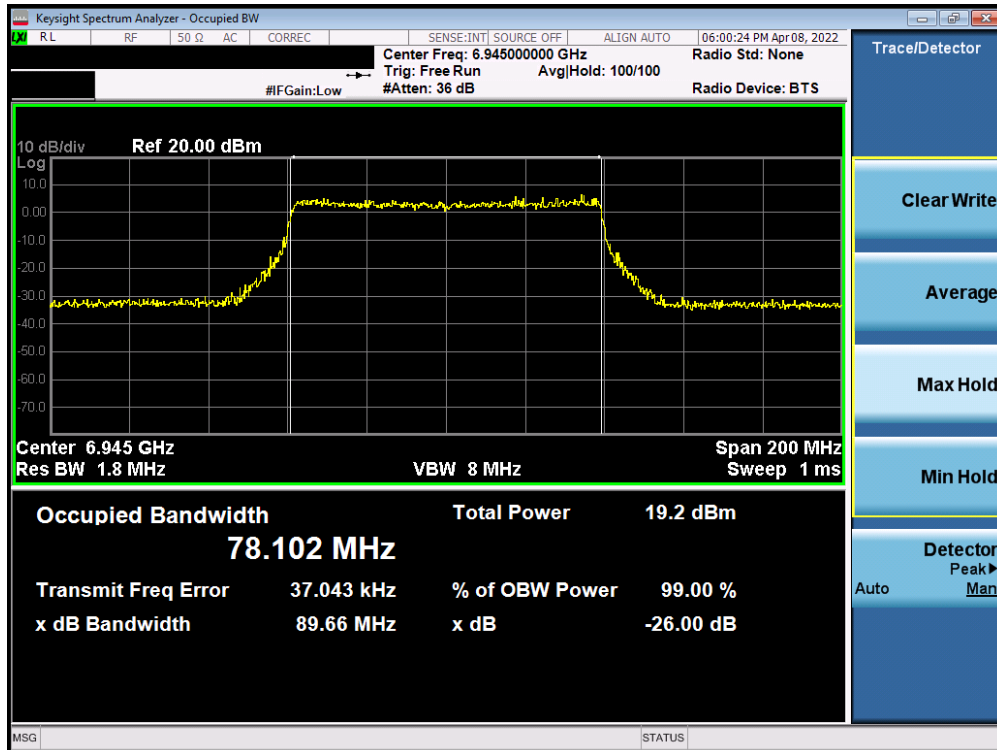


Plot 7-146. Occupied Bandwidth Plot MIMO ANT2 (40MHz BW 802.11ax (Full Tone) (UNII Band 8) – Ch. 211)

FCC ID: A3LSMF936B	MEASUREMENT REPORT (CERTIFICATION)		Approved by: Technical Manager
Test Report S/N: 1M2204110052-14.A3L	Test Dates: 4/1/2022 – 06/29/2022	EUT Type: Portable Handset	Page 88 of 302

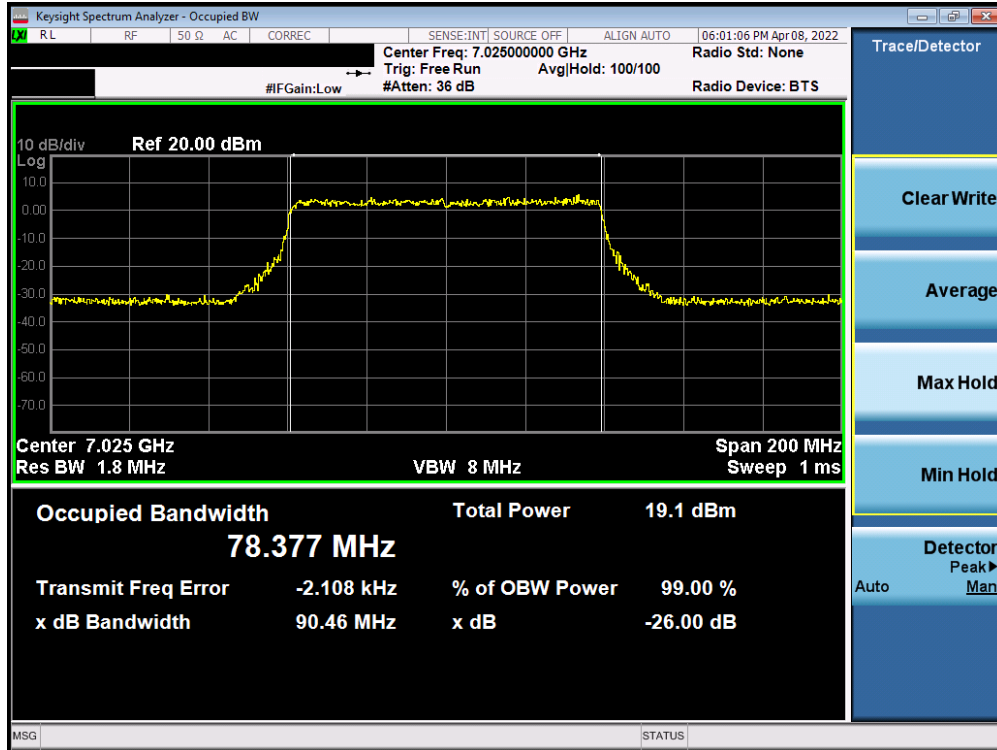


Plot 7-147. Occupied Bandwidth Plot MIMO ANT2 (40MHz BW 802.11ax (Full Tone) (UNII Band 8) – Ch. 227)



Plot 7-148. Occupied Bandwidth Plot MIMO ANT2 (80MHz BW 802.11ax (Full Tone) (UNII Band 8) – Ch. 199)

FCC ID: A3LSMF936B	MEASUREMENT REPORT (CERTIFICATION)		Approved by: Technical Manager
Test Report S/N: 1M2204110052-14.A3L	Test Dates: 4/1/2022 – 06/29/2022	EUT Type: Portable Handset	Page 89 of 302



Plot 7-149. Occupied Bandwidth Plot MIMO ANT2 (80MHz BW 802.11ax (Full Tone) (UNII Band 8) – Ch. 215)

FCC ID: A3LSMF936B	MEASUREMENT REPORT (CERTIFICATION)		Approved by: Technical Manager
Test Report S/N: 1M2204110052-14.A3L	Test Dates: 4/1/2022 – 06/29/2022	EUT Type: Portable Handset	Page 90 of 302

7.3 UNII Output Power Measurement – 802.11ax § 2.1046, §15.407(a)(11), §15.407(a)(8)

Test Overview and Limits

A transmitter antenna terminal of the EUT is connected to the input of an RF pulse power sensor. Measurement is made using a broadband average power meter while the EUT is operating at its maximum duty cycle, at its maximum power control level, as defined in ANSI C63.10-2013 and KDB 789033 D02 v02r01, and at the appropriate frequencies.

Test Procedure Used

ANSI C63.10-2013 – Section 12.3.3.2 Method PM-G
 KDB 789033 D02 v02r01 – Section E)3)b) Method PM-G
 ANSI C63.10-2013 – Section 14.2 Measure-and-Sum Technique
 KDB 662911 v02r01 – Section E)1) Measure-and-Sum Technique

Test Settings

Average power measurements were performed only when the EUT was transmitting at its maximum power control level using a broadband power meter with a pulse sensor. The power meter implemented triggering and gating capabilities which were set up such that power measurements were recorded only during the ON time of the transmitter. The trace was averaged over 100 traces to obtain the final measured average power.

Test Setup

The EUT and measurement equipment were set up as shown in the diagram below.



Figure 7-2. Test Instrument & Measurement Setup

Test Notes

None.

FCC ID: A3LSMF936B	MEASUREMENT REPORT (CERTIFICATION)		Approved by: Technical Manager
Test Report S/N: 1M2204110052-14.A3L	Test Dates: 4/1/2022 – 06/29/2022	EUT Type: Portable Handset	Page 91 of 302

MIMO Maximum Conducted Output Power Measurements (106 Tones)

Band	Freq [MHz]	Channel	Tones	Average Conducted Power (dBm)						Directional Ant. Gain [dBi]	Max e.i.r.p. [dBm]	Max e.i.r.p. Limit [dBm]	e.i.r.p. Margin [dB]
				RU Index: 53			RU Index: 54						
				ANT1	ANT2	MIMO	ANT1	ANT2	MIMO				
5	5935	2	106T	5.25	4.99	8.13	5.31	5.01	8.17	-0.61	7.56	24.00	-16.44
	6175	45	106T	5.58	5.76	8.68	5.57	5.70	8.65	-0.61	8.07	24.00	-15.93
	6415	93	106T	5.61	5.71	8.67	5.63	5.88	8.77	-0.61	8.16	24.00	-15.84
6	6435	97	106T	7.59	8.15	10.89	7.63	8.11	10.89	-3.53	7.36	24.00	-16.64
	6475	105	106T	7.60	7.98	10.80	7.94	7.95	10.96	-3.53	7.43	24.00	-16.57
	6515	113	106T	7.19	7.16	10.19	7.21	7.13	10.18	-3.53	6.66	24.00	-17.34
7	6535	117	106T	7.61	7.55	10.59	7.63	7.46	10.56	-4.89	5.70	24.00	-18.30
	6695	149	106T	7.73	8.20	10.98	7.74	8.06	10.91	-4.89	6.09	24.00	-17.91
	6875	185	106T	8.05	7.09	10.61	7.99	7.07	10.56	-4.89	5.72	24.00	-18.28
8	6895	189	106T	7.96	7.16	10.59	7.92	7.13	10.55	-7.08	3.51	24.00	-20.49
	6995	209	106T	7.93	7.72	10.84	7.84	7.65	10.76	-7.08	3.76	24.00	-20.24
	7115	233	106T	8.05	7.21	10.66	7.93	7.15	10.57	-7.08	3.58	24.00	-20.42

Table 7-12. MIMO 20MHz BW 802.11ax (UNII) Maximum Conducted Output Power

Band	Freq [MHz]	Channel	Tones	Average Conducted Power (dBm)									Directional Ant. Gain [dBi]	Max e.i.r.p. [dBm]	Max e.i.r.p. Limit [dBm]	e.i.r.p. Margin [dB]
				RU Index: 53			RU Index: 54			RU Index: 56						
				ANT1	ANT2	MIMO	ANT1	ANT2	MIMO	ANT1	ANT2	MIMO				
5	5965	3	106T	5.63	5.72	8.69	5.66	5.80	8.74	5.36	5.87	8.63	-0.61	8.13	24.00	-15.87
	6165	43	106T	5.36	5.19	8.29	5.98	5.18	8.61	5.99	5.63	8.82	-0.61	8.21	24.00	-15.79
	6405	91	106T	5.41	5.36	8.40	5.14	5.09	8.13	5.32	5.44	8.39	-0.61	7.79	24.00	-16.21
6	6445	99	106T	7.31	7.91	10.63	7.18	7.65	10.43	7.38	7.76	10.58	-3.53	7.10	24.00	-16.90
	6485	107	106T	7.29	7.40	10.36	7.15	7.18	10.18	7.33	7.37	10.36	-3.53	6.83	24.00	-17.17
	6525	115	106T	7.67	7.82	10.76	7.56	7.63	10.61	7.73	7.67	10.71	-3.53	7.23	24.00	-16.77
7	6565	123	106T	7.65	7.99	10.83	7.53	7.84	10.70	7.69	7.93	10.82	-4.89	5.94	24.00	-18.06
	6725	155	106T	7.98	7.96	10.98	7.82	7.71	10.78	7.93	7.71	10.83	-4.89	6.09	24.00	-17.91
	6845	179	106T	8.26	7.27	10.80	8.07	7.01	10.58	8.08	7.06	10.61	-4.89	5.91	24.00	-18.09
8	6885	187	106T	8.21	7.27	10.78	7.97	7.09	10.56	7.99	7.11	10.58	-7.08	3.70	24.00	-20.30
	7005	211	106T	8.06	7.85	10.97	7.84	7.69	10.78	7.85	7.87	10.87	-7.08	3.89	24.00	-20.11
	7085	227	106T	7.56	7.39	10.49	7.32	7.21	10.28	7.32	7.26	10.30	-7.08	3.41	24.00	-20.59

Table 7-13. MIMO 40MHz BW 802.11ax (UNII) Maximum Conducted Output Power

Band	Freq [MHz]	Channel	Tones	Average Conducted Power (dBm)									Directional Ant. Gain [dBi]	Max e.i.r.p. [dBm]	Max e.i.r.p. Limit [dBm]	e.i.r.p. Margin [dB]
				RU Index: 53			RU Index: 56			RU Index: 60						
				ANT1	ANT2	MIMO	ANT1	ANT2	MIMO	ANT1	ANT2	MIMO				
5	5985	7	106T	5.71	5.55	8.64	5.54	5.97	8.77	5.78	5.99	8.90	-0.61	8.29	24.00	-15.71
	6145	39	106T	5.75	5.99	8.88	5.63	5.77	8.71	5.95	5.88	8.93	-0.61	8.32	24.00	-15.68
	6385	87	106T	5.62	5.99	8.82	5.84	5.98	8.92	5.75	5.99	8.88	-0.61	8.31	24.00	-15.69
6	6465	103	106T	7.26	7.89	10.60	7.13	7.65	10.41	7.37	7.85	10.63	-3.53	7.10	24.00	-16.90
	6545	119	106T	7.16	7.78	10.49	7.04	7.42	10.24	7.29	7.55	10.43	-4.89	5.60	24.00	-18.40
	6705	151	106T	7.40	8.27	10.87	7.18	7.98	10.61	7.43	7.87	10.67	-4.89	5.98	24.00	-18.02
7	6865	183	106T	7.43	6.97	10.22	8.02	7.07	10.58	7.94	7.09	10.55	-4.89	5.69	24.00	-18.31
	6945	199	106T	7.97	7.05	10.54	7.54	6.83	10.21	7.46	6.89	10.19	-7.08	3.46	24.00	-20.54
	7025	215	106T	8.20	7.74	10.99	7.81	7.55	10.69	7.69	7.89	10.80	-7.08	3.91	24.00	-20.09

Table 7-14. MIMO 80MHz BW 802.11ax (UNII) Maximum Conducted Output Power

Band	Freq [MHz]	Channel	Tones	Average Conducted Power (dBm)									Directional Ant. Gain [dBi]	Max e.i.r.p. [dBm]	Max e.i.r.p. Limit [dBm]	e.i.r.p. Margin [dB]
				RU Index: 53			RU Index: 56			RU Index: 60						
				ANT1	ANT2	MIMO	ANT1	ANT2	MIMO	ANT1	ANT2	MIMO				
5	6025	15	106T	5.48	5.99	8.75	5.41	5.99	8.72	5.28	5.99	8.66	-0.61	8.14	24.00	-15.86
	6185	47	106T	5.20	5.87	8.56	5.18	5.89	8.56	5.10	5.60	8.37	-0.61	7.95	24.00	-16.05
	6345	79	106T	5.58	5.69	8.65	5.61	5.99	8.81	5.59	5.98	8.80	-0.61	8.20	24.00	-15.80
6	6505	111	106T	7.61	7.72	10.68	7.59	7.89	10.75	7.47	7.68	10.59	-3.53	7.22	24.00	-16.78
	6665	143	106T	7.56	8.34	10.98	7.51	8.24	10.90	7.28	7.05	10.18	-4.89	6.09	24.00	-17.91
	6825	175	106T	7.84	7.74	10.80	7.89	7.39	10.66	7.67	6.81	10.27	-4.89	5.91	24.00	-18.09
8	6985	207	106T	8.55	7.26	10.96	8.29	7.02	10.71	7.81	7.11	10.48	-7.08	3.88	24.00	-20.12

Table 7-15. MIMO 160MHz (L) BW 802.11ax (UNII) Maximum Conducted Output Power

FCC ID: A3LSMF936B	MEASUREMENT REPORT (CERTIFICATION)		Approved by: Technical Manager
Test Report S/N: 1M2204110052-14.A3L	Test Dates: 4/1/2022 – 06/29/2022	EUT Type: Portable Handset	Page 94 of 302

160MHz BW	Band	Freq [MHz]	Channel	Tones	Average Conducted Power (dBm)									Directional Ant. Gain [dBi]	Max e.i.r.p. [dBm]	Max e.i.r.p. Limit [dBm]	e.i.r.p. Margin [dB]
					RU Index: 53			RU Index: 56			RU Index: 60						
					ANT1	ANT2	MIMO	ANT1	ANT2	MIMO	ANT1	ANT2	MIMO				
5	6025	15	106T	5.44	5.98	8.73	5.64	5.89	8.78	5.87	5.66	8.78	-0.61	8.17	24.00	-15.83	
	6185	47	106T	5.27	5.78	8.54	5.51	5.98	8.76	5.86	5.99	8.94	-0.61	8.33	24.00	-15.67	
	6345	79	106T	5.30	5.98	8.66	5.53	5.88	8.72	5.86	5.89	8.89	-0.61	8.28	24.00	-15.72	
6	6505	111	106T	7.51	7.87	10.70	7.69	7.28	10.50	7.91	7.29	10.62	-3.53	7.17	24.00	-16.83	
	6665	143	106T	7.77	7.59	10.69	7.84	7.43	10.65	7.91	7.67	10.80	-4.89	5.91	24.00	-18.09	
7	6825	175	106T	7.81	7.03	10.45	7.27	7.79	10.55	7.68	7.31	10.51	-4.89	5.66	24.00	-18.34	
	6985	207	106T	7.74	7.49	10.63	7.67	7.65	10.67	7.54	7.61	10.59	-7.08	3.59	24.00	-20.41	

Table 7-16. MIMO 160MHz (U) BW 802.11ax (UNII) Maximum Conducted Output Power

FCC ID: A3LSMF936B	MEASUREMENT REPORT (CERTIFICATION)		Approved by: Technical Manager
Test Report S/N: 1M2204110052-14.A3L	Test Dates: 4/1/2022 – 06/29/2022	EUT Type: Portable Handset	Page 95 of 302

MIMO Maximum Conducted Output Power Measurements (242 Tones)

20MHz BW	Band	Freq [MHz]	Channel	Tones	Average Conducted Power (dBm)			Directional Ant. Gain [dBi]	Max e.i.r.p. [dBm]	Max e.i.r.p. Limit [dBm]	e.i.r.p. Margin [dB]		
					RU Index: 61								
					ANT1	ANT2	MIMO						
5	5935	2	242T	9.55	9.62	12.60	-0.61	11.99	24.00	-12.01			
				6175	45	242T	9.39	9.67	12.54	-0.61	11.93	24.00	-12.07
				6415	93	242T	9.46	9.77	12.63	-0.61	12.02	24.00	-11.98
6	6435	97	242T	10.54	10.51	13.54	-3.53	10.01	24.00	-13.99			
				6475	105	242T	10.48	10.38	13.44	-3.53	9.91	24.00	-14.09
				6515	113	242T	10.41	10.18	13.31	-3.53	9.78	24.00	-14.22
7	6535	117	242T	10.39	10.06	13.24	-4.89	8.35	24.00	-15.65			
				6695	149	242T	10.36	10.71	13.55	-4.89	8.66	24.00	-15.34
				6875	185	242T	10.48	9.66	13.10	-4.89	8.21	24.00	-15.79
8	6895	189	242T	10.39	9.75	13.09	-7.08	6.01	24.00	-17.99			
				6995	209	242T	10.81	10.69	13.76	-7.08	6.68	24.00	-17.32
				7115	233	242T	11.05	10.34	13.72	-7.08	6.64	24.00	-17.36

Table 7-17. MIMO 20MHz BW 802.11ax (UNII) Maximum Conducted Output Power

40MHz BW	Band	Freq [MHz]	Channel	Tones	Average Conducted Power (dBm)						Directional Ant. Gain [dBi]	Max e.i.r.p. [dBm]	Max e.i.r.p. Limit [dBm]	e.i.r.p. Margin [dB]		
					RU Index: 61			RU Index: 62								
					ANT1	ANT2	MIMO	ANT1	ANT2	MIMO						
5	5965	3	242T	9.54	9.19	12.38	9.74	9.36	12.56	-0.61	11.95	24.00	-12.05			
				6165	43	242T	9.99	9.68	12.85	9.63	9.46	12.56	-0.61	11.76	24.00	-11.76
				6405	91	242T	9.36	9.22	12.30	9.41	9.31	12.37	-0.61	11.76	24.00	-12.24
6	6445	99	242T	10.44	10.61	13.54	10.45	10.48	13.48	-3.53	10.01	24.00	-13.99			
				6485	107	242T	10.33	10.23	13.29	10.45	10.21	13.34	-3.53	9.81	24.00	-14.19
				6525	115	242T	10.30	10.21	13.27	10.35	10.08	13.23	-3.53	9.74	24.00	-14.26
7	6565	123	242T	10.33	10.36	13.36	10.37	10.27	13.33	-4.89	8.47	24.00	-15.53			
				6725	155	242T	10.61	10.32	13.48	10.62	10.12	13.39	-4.89	8.59	24.00	-15.41
				6845	179	242T	11.04	10.22	13.66	10.92	10.08	13.53	-4.89	8.77	24.00	-15.23
8	6885	187	242T	10.97	10.22	13.62	10.84	10.23	13.56	-7.08	6.54	24.00	-17.46			
				7005	211	242T	10.92	10.74	13.84	10.69	10.70	13.71	-7.08	6.76	24.00	-17.24
				7085	227	242T	11.06	10.89	13.99	10.91	10.80	13.87	-7.08	6.91	24.00	-17.09

Table 7-18. MIMO 40MHz BW 802.11ax (UNII) Maximum Conducted Output Power

80MHz BW	Band	Freq [MHz]	Channel	Tones	Average Conducted Power (dBm)									Directional Ant. Gain [dBi]	Max e.i.r.p. [dBm]	Max e.i.r.p. Limit [dBm]	e.i.r.p. Margin [dB]		
					RU Index: 61			RU Index: 62			RU Index: 64								
					ANT1	ANT2	MIMO	ANT1	ANT2	MIMO	ANT1	ANT2	MIMO						
5	5985	7	242T	9.33	9.68	12.52	9.23	9.27	12.26	9.42	9.47	12.46	-0.61	11.91	24.00	-12.09			
				6145	39	242T	9.65	9.28	12.48	9.56	9.01	12.30	9.80	9.05	12.45	-0.61	11.87	24.00	-12.13
				6385	87	242T	9.63	9.77	12.71	9.58	9.64	12.62	9.85	9.84	12.86	-0.61	12.25	24.00	-11.75
6	6465	103	242T	10.58	10.81	13.71	10.45	10.63	13.55	10.71	10.72	13.73	-3.53	10.20	24.00	-13.80			
				6545	119	242T	10.51	10.64	13.59	10.41	10.42	13.43	10.59	10.45	13.53	-4.89	8.70	24.00	-15.30
				6705	151	242T	10.57	11.26	13.94	10.43	11.07	13.77	10.55	10.84	13.71	-4.89	9.05	24.00	-14.95
7	6865	183	242T	11.26	10.43	13.88	11.06	10.18	13.65	10.91	10.20	13.58	-4.89	8.99	24.00	-15.01			
				6945	199	242T	11.01	10.75	13.89	10.76	10.58	13.68	10.61	10.62	13.63	-7.08	6.81	24.00	-17.19
				7025	215	242T	10.81	10.34	13.59	10.53	10.21	13.38	10.35	10.61	13.49	-7.08	6.51	24.00	-17.49

Table 7-19. MIMO 80MHz BW 802.11ax (UNII) Maximum Conducted Output Power

160MHz BW	Band	Freq [MHz]	Channel	Tones	Average Conducted Power (dBm)									Directional Ant. Gain [dBi]	Max e.i.r.p. [dBm]	Max e.i.r.p. Limit [dBm]	e.i.r.p. Margin [dB]		
					RU Index: 61			RU Index: 62			RU Index: 64								
					ANT1	ANT2	MIMO	ANT1	ANT2	MIMO	ANT1	ANT2	MIMO						
5	6025	15	242T	9.46	9.99	12.74	9.42	9.81	12.63	9.20	9.35	12.29	-0.61	12.13	24.00	-11.87			
				6185	47	242T	9.45	9.53	12.50	9.45	9.32	12.40	9.30	9.42	12.37	-0.61	11.89	24.00	-12.11
				6345	79	242T	9.22	9.32	12.28	9.20	9.18	12.20	9.11	9.16	12.15	-0.61	11.67	24.00	-12.33
6	6505	111	242T	10.51	10.28	13.41	10.51	10.39	13.46	10.34	10.28	13.32	-3.53	9.93	24.00	-14.07			
				6665	143	242T	10.43	11.02	13.75	10.39	10.91	13.67	10.14	9.88	13.02	-4.89	8.86	24.00	-15.14
				6825	175	242T	10.87	10.92	13.91	10.87	10.71	13.80	10.67	10	13.36	-4.89	9.02	24.00	-14.98
8	6985	207	242T	11.54	10.34	13.99	11.39	10.26	13.87	10.85	10.23	13.56	-7.08	6.91	24.00	-17.09			

Table 7-20. MIMO 160MHz (L) BW 802.11ax (UNII) Maximum Conducted Output Power

FCC ID: A3LSMF936B	MEASUREMENT REPORT (CERTIFICATION)		Approved by: Technical Manager
Test Report S/N: 1M2204110052-14.A3L	Test Dates: 4/1/2022 - 06/29/2022	EUT Type: Portable Handset	Page 96 of 302

160MHz BW	Band	Freq [MHz]	Channel	Tones	Average Conducted Power (dBm)									Directional Ant. Gain [dBi]	Max e.i.r.p. [dBm]	Max e.i.r.p. Limit [dBm]	e.i.r.p. Margin [dB]
					RU Index: 61			RU Index: 62			RU Index: 64						
					ANT1	ANT2	MIMO	ANT1	ANT2	MIMO	ANT1	ANT2	MIMO				
					5	6025	15	242T	9.61	9.68	12.66	9.78	9.57				
	6185	47	242T	9.76	9.33	12.56	9.91	9.46	12.70	10.17	9.78	12.99	-0.61	12.38	24.00	-11.62	
	6345	79	242T	9.60	9.69	12.66	9.76	9.75	12.77	10.13	9.81	12.98	-0.61	12.37	24.00	-11.63	
6	6505	111	242T	10.41	10.26	13.35	10.56	9.88	13.24	10.81	9.92	13.40	-3.53	9.87	24.00	-14.13	
7	6665	143	242T	11.09	10.57	13.85	11.12	10.39	13.78	11.24	10.55	13.92	-4.89	9.03	24.00	-14.97	
	6825	175	242T	10.59	10.2	13.41	10.6	10.38	13.50	10.54	10.38	13.47	-4.89	8.61	24.00	-15.39	
8	6985	207	242T	10.68	10.49	13.60	10.62	10.57	13.61	10.54	10.62	13.59	-7.08	6.53	24.00	-17.47	

Table 7-21. MIMO 160MHz (U) BW 802.11ax (UNII) Maximum Conducted Output Power

FCC ID: A3LSMF936B	MEASUREMENT REPORT (CERTIFICATION)		Approved by: Technical Manager
Test Report S/N: 1M2204110052-14.A3L	Test Dates: 4/1/2022 – 06/29/2022	EUT Type: Portable Handset	Page 97 of 302

MIMO Maximum Conducted Output Power Measurements (484 Tones)

40MHz BW	Band	Freq [MHz]	Channel	Tones	Average Conducted Power (dBm)			Directional Ant. Gain [dBi]	Max e.i.r.p. [dBm]	Max e.i.r.p. Limit [dBm]	e.i.r.p. Margin [dB]
					RU Index: 65						
					ANT1	ANT2	MIMO				
5	5965	3	484T	10.47	10.79	13.64	-0.61	13.03	24.00	-10.97	
	6165	43	484T	10.73	10.28	13.52	-0.61	12.91	24.00	-11.09	
	6405	91	484T	10.86	10.85	13.87	-0.61	13.26	24.00	-10.74	
6	6445	99	484T	10.58	10.73	13.67	-3.53	10.14	24.00	-13.86	
	6485	107	484T	10.55	10.32	13.45	-3.53	9.92	24.00	-14.08	
	6525	115	484T	10.49	10.30	13.41	-3.53	9.88	24.00	-14.12	
7	6565	123	484T	10.39	10.39	13.40	-4.89	8.51	24.00	-15.49	
	6725	155	484T	10.69	10.34	13.53	-4.89	8.64	24.00	-15.36	
	6845	179	484T	11.05	10.21	13.66	-4.89	8.77	24.00	-15.23	
8	6885	187	484T	10.84	10.26	13.57	-7.08	6.49	24.00	-17.51	
	7005	211	484T	10.46	10.78	13.63	-7.08	6.55	24.00	-17.45	
	7085	227	484T	11.03	10.90	13.98	-7.08	6.90	24.00	-17.10	

Table 7-22. MIMO 40MHz BW 802.11ax (UNII) Maximum Conducted Output Power

80MHz BW	Band	Freq [MHz]	Channel	Tones	Average Conducted Power (dBm)						Directional Ant. Gain [dBi]	Max e.i.r.p. [dBm]	Max e.i.r.p. Limit [dBm]	e.i.r.p. Margin [dB]
					RU Index: 65			RU Index: 66						
					ANT1	ANT2	MIMO	ANT1	ANT2	MIMO				
5	5985	7	484T	10.38	10.57	13.49	10.44	10.44	13.45	-0.61	12.88	24.00	-11.12	
	6145	39	484T	10.72	10.28	13.52	10.82	10.11	13.49	-0.61	12.91	24.00	-11.09	
	6385	87	484T	10.71	10.93	13.83	10.86	10.91	13.90	-0.61	13.29	24.00	-10.71	
6	6465	103	484T	10.91	11.01	13.97	10.96	11.00	13.99	-3.53	10.46	24.00	-13.54	
	6545	119	484T	10.47	10.57	13.53	10.52	10.38	13.46	-4.89	8.64	24.00	-15.36	
7	6705	151	484T	10.41	11.17	13.82	10.36	10.85	13.62	-4.89	8.93	24.00	-15.07	
	6865	183	484T	10.66	9.81	13.27	10.38	9.62	13.03	-4.89	8.38	24.00	-15.62	
8	6945	199	484T	11.00	10.66	13.84	10.71	10.51	13.62	-7.08	6.76	24.00	-17.24	
	7025	215	484T	10.65	10.30	13.49	10.31	10.45	13.39	-7.08	6.41	24.00	-17.59	

Table 7-23. MIMO 80MHz BW 802.11ax (UNII) Maximum Conducted Output Power

160MHz BW	Band	Freq [MHz]	Channel	Tones	Average Conducted Power (dBm)						Directional Ant. Gain [dBi]	Max e.i.r.p. [dBm]	Max e.i.r.p. Limit [dBm]	e.i.r.p. Margin [dB]
					RU Index: 65			RU Index: 66						
					ANT1	ANT2	MIMO	ANT1	ANT2	MIMO				
5	6025	15	484T	10.53	11.07	13.82	10.35	10.61	13.49	-0.61	13.21	24.00	-10.79	
	6185	47	484T	10.54	10.51	13.54	10.4	10.08	13.25	-0.61	12.93	24.00	-11.07	
	6345	79	484T	10.26	10.34	13.31	10.21	10.2	13.22	-0.61	12.70	24.00	-11.30	
6	6505	111	484T	10.43	10.32	13.39	10.31	10.34	13.34	-3.53	9.86	24.00	-14.14	
7	6665	143	484T	10.26	10.87	13.59	10.02	10.13	13.09	-4.89	8.70	24.00	-15.30	
	6825	175	484T	10.84	10.73	13.80	10.73	10.08	13.43	-4.89	8.91	24.00	-15.09	
8	6985	211	484T	11.37	10.24	13.85	10.87	10.15	13.54	-7.08	6.77	24.00	-17.23	

Table 7-24. MIMO 160MHz (L) BW 802.11ax (UNII) Maximum Conducted Output Power

160MHz BW	Band	Freq [MHz]	Channel	Tones	Average Conducted Power (dBm)						Directional Ant. Gain [dBi]	Max e.i.r.p. [dBm]	Max e.i.r.p. Limit [dBm]	e.i.r.p. Margin [dB]
					RU Index: 65			RU Index: 66						
					ANT1	ANT2	MIMO	ANT1	ANT2	MIMO				
5	6025	15	484T	10.39	10.40	13.41	10.68	10.10	13.41	-0.61	12.80	24.00	-11.20	
	6185	47	484T	10.54	10.21	13.39	10.91	10.59	13.76	-0.61	13.15	24.00	-10.85	
	6345	79	484T	10.37	10.47	13.43	10.77	10.53	13.66	-0.61	13.05	24.00	-10.95	
6	6505	111	484T	10.37	10	13.20	10.66	9.75	13.24	-3.53	9.71	24.00	-14.29	
7	6665	143	484T	11.03	10.47	13.77	11.18	10.57	13.90	-4.89	9.01	24.00	-14.99	
	6825	175	484T	10.52	10.19	13.37	10.51	10.38	13.46	-4.89	8.57	24.00	-15.43	
8	6985	207	484T	10.59	10.55	13.58	10.51	10.6	13.57	-7.08	6.50	24.00	-17.50	

Table 7-25. MIMO 160MHz (U) BW 802.11ax (UNII) Maximum Conducted Output Power

FCC ID: A3LSMF936B	MEASUREMENT REPORT (CERTIFICATION)		Approved by: Technical Manager
Test Report S/N: 1M2204110052-14.A3L	Test Dates: 4/1/2022 – 06/29/2022	EUT Type: Portable Handset	Page 98 of 302

MIMO Maximum Conducted Output Power Measurements (996 Tones)

80MHz BW	Band	Freq [MHz]	Channel	Tones	Average Conducted Power (dBm)			Directional Ant. Gain [dBi]	Max e.i.r.p. [dBm]	Max e.i.r.p. Limit [dBm]	e.i.r.p. Margin [dB]
					RU Index: 67						
					ANT1	ANT2	MIMO				
5	5985	7	996T	10.28	10.54	13.42	-0.61	12.81	24.00	-11.19	
	6145	39	996T	10.67	10.18	13.44	-0.61	12.83	24.00	-11.17	
	6385	87	996T	10.67	10.86	13.78	-0.61	13.17	24.00	-10.83	
6	6465	103	996T	10.84	11.10	13.98	-3.53	10.45	24.00	-13.55	
7	6545	119	996T	10.31	10.50	13.42	-4.89	8.53	24.00	-15.47	
	6705	151	996T	10.38	11.06	13.74	-4.89	8.85	24.00	-15.15	
	6865	183	996T	10.43	9.74	13.11	-4.89	8.22	24.00	-15.78	
8	6945	199	996T	10.77	10.62	13.71	-7.08	6.63	24.00	-17.37	
	7025	215	996T	10.36	10.41	13.40	-7.08	6.32	24.00	-17.68	

Table 7-26. MIMO 80MHz BW 802.11ax (UNII) Maximum Conducted Output Power

160MHz BW	Band	Freq [MHz]	Channel	Tones	Average Conducted Power (dBm)			Directional Ant. Gain [dBi]	Max e.i.r.p. [dBm]	Max e.i.r.p. Limit [dBm]	e.i.r.p. Margin [dB]
					RU Index: 67						
					ANT1	ANT2	MIMO				
5	6025	15	996T	10.26	10.84	13.57	-0.61	12.96	24.00	-11.04	
	6185	47	996T	10.29	10.28	13.30	-0.61	12.69	24.00	-11.31	
	6345	79	996T	10.09	10.25	13.18	-0.61	12.57	24.00	-11.43	
6	6505	111	996T	10.21	10.26	13.25	-3.53	9.72	24.00	-14.28	
7	6665	143	996T	10.49	11.03	13.78	-4.89	8.89	24.00	-15.11	
	6825	175	996T	10.55	10.45	13.51	-4.89	8.62	24.00	-15.38	
8	6985	207	996T	10.96	10.21	13.61	-7.08	6.53	24.00	-17.47	

Table 7-27. MIMO 160MHz (L) BW 802.11ax (UNII) Maximum Conducted Output Power

160MHz BW	Band	Freq [MHz]	Channel	Tones	Average Conducted Power (dBm)			Directional Ant. Gain [dBi]	Max e.i.r.p. [dBm]	Max e.i.r.p. Limit [dBm]	e.i.r.p. Margin [dB]
					RU Index: 67						
					ANT1	ANT2	MIMO				
5	6025	15	996T	10.37	10.19	13.29	-0.61	12.68	24.00	-11.32	
	6185	47	996T	10.57	10.39	13.49	-0.61	12.88	24.00	-11.12	
	6345	79	996T	10.42	10.53	13.49	-0.61	12.88	24.00	-11.12	
6	6505	111	996T	10.36	9.9	13.15	-3.53	9.62	24.00	-14.38	
7	6665	143	996T	10.92	10.46	13.71	-4.89	8.82	24.00	-15.18	
	6825	175	996T	10.38	10.29	13.35	-4.89	8.46	24.00	-15.54	
8	6985	207	996T	10.39	10.58	13.50	-7.08	6.42	24.00	-17.58	

Table 7-28. MIMO 160MHz (U) BW 802.11ax (UNII) Maximum Conducted Output Power

FCC ID: A3LSMF936B	MEASUREMENT REPORT (CERTIFICATION)		Approved by: Technical Manager
Test Report S/N: 1M2204110052-14.A3L	Test Dates: 4/1/2022 – 06/29/2022	EUT Type: Portable Handset	Page 99 of 302



Sample MIMO Calculation:

At 5935MHz in 802.11ax (20MHz BW – 26 Tones) mode, the average conducted output power was measured to be 0.96 dBm for Antenna-1 and 1.01 dBm for Antenna-2.

$$\text{Antenna 1} + \text{Antenna 2} = \text{MIMO}$$

$$(0.96 \text{ dBm} + 1.01 \text{ dBm}) = (1.247 \text{ mW} + 1.262 \text{ mW}) = 2.509 \text{ mW} = 4.00 \text{ dBm}$$

Sample Directional Gain Calculation:

Per ANSI C63.10-2013 Section 14.4.3, the directional gain is calculated using the following formula, where GN is the gain of the nth antenna and NANT, the total number of antennas used.

$$\text{Directional gain} = 10 \log[(10^{G1/20} + 10^{G2/20} + \dots + 10^{GN/20})^2 / N_{ANT}] \text{ dBi}$$

Sample e.i.r.p. Calculation:

At 5955MHz in 802.11ax (20MHz BW – 26 Tones) mode, the average MIMO conducted power was calculated to be 4.00 dBm with directional gain of -0.61 dBi.

$$\text{e.i.r.p. (dBm)} = \text{Conducted Power (dBm)} + \text{Ant gain (dBi)}$$

$$4.00 \text{ dBm} + -0.61 \text{ dBi} = -3.39 \text{ dBm}$$

FCC ID: A3LSMF936B	MEASUREMENT REPORT (CERTIFICATION)		Approved by: Technical Manager
Test Report S/N: 1M2204110052-14.A3L	Test Dates: 4/1/2022 – 06/29/2022	EUT Type: Portable Handset	Page 100 of 302

7.4 Maximum Power Spectral Density – 802.11ax §15.407(a)(8)

Test Overview and Limit

The spectrum analyzer was connected to the antenna terminal while the EUT was operating at its maximum duty cycle, at its maximum power control level, as defined in ANSI C63.10-2013 and KDB 789033 D02 v02r01, and at the appropriate frequencies. Method SA-1, as defined in ANSI C63.10-2013 and KDB 789033 D02 v02r01, was used to measure the power spectral density.

In the 5.925-7.125 GHz bands, the maximum power spectral density must not exceed –1 dBm e.i.r.p. in any 1-megahertz band

Test Procedure Used

ANSI C63.10-2013 – Section 12.3.2.2
 KDB 789033 D02 v02r01 – Section F
 ANSI C63.10-2013 – Section 14.3.2.2 Measure-and-Sum Technique
 KDB 662911 v02r01 – Section E)2) Measure-and-Sum Technique

Test Settings

1. Analyzer was set to the center frequency of the UNII channel under investigation
2. Span was set to encompass the entire emission bandwidth of the signal
3. RBW = 1MHz
4. VBW = 3MHz
5. Number of sweep points $\geq 2 \times$ (span/RBW)
6. Sweep time = auto
7. Detector = power averaging (RMS)
8. Trigger was set to free run for all modes
9. Trace was averaged over 100 sweeps
10. The peak search function of the spectrum analyzer was used to find the peak of the spectrum.

Test Setup

The EUT and measurement equipment were set up as shown in the diagram below.



Figure 7-3. Test Instrument & Measurement Setup

Test Notes

None

FCC ID: A3LSMF936B	MEASUREMENT REPORT (CERTIFICATION)		Approved by: Technical Manager
Test Report S/N: 1M2204110052-14.A3L	Test Dates: 4/1/2022 – 06/29/2022	EUT Type: Portable Handset	Page 101 of 302

MIMO Power Spectral Density Measurements (26 Tones)

	Frequency [MHz]	Channel	802.11 MODE	Antenna-1 Power Density [dBm]	Antenna-2 Power Density [dBm]	Antenna-1 Gain [dBi]	Antenna-2 Gain [dBi]	Summed MIMO Power Density [dBm]	Directional Gain [dBi]	EIRP [dBm]	Max EIRP [dBm]	Margin [dB]
Band 5	5935	2	ax (20MHz)	-3.56	-3.49	-3.83	-3.42	-0.52	-0.61	-1.13	-1	-0.13
	6175	45	ax (20MHz)	-3.98	-3.19	-3.83	-3.42	-0.55	-0.61	-1.17	-1	-0.17
	6415	93	ax (20MHz)	-4.09	-2.86	-3.83	-3.42	-0.42	-0.61	-1.03	-1	-0.03
	5965	3	ax (40MHz)	-4.37	-4.02	-3.83	-3.42	-1.18	-0.61	-1.79	-1	-0.79
	6165	43	ax (40MHz)	-2.99	-4.72	-3.83	-3.42	-0.76	-0.61	-1.37	-1	-0.37
	6405	91	ax (40MHz)	-4.27	-4.15	-3.83	-3.42	-1.20	-0.61	-1.81	-1	-0.81
	5985	7	ax (80MHz)	-3.33	-3.81	-3.83	-3.42	-0.55	-0.61	-1.16	-1	-0.16
	6145	39	ax (80MHz)	-3.60	-4.29	-3.83	-3.42	-0.92	-0.61	-1.53	-1	-0.53
	6385	87	ax (80MHz)	-3.79	-4.03	-3.83	-3.42	-0.90	-0.61	-1.51	-1	-0.51
	6025	15	ax (160MHz)	-4.06	-4.70	-3.83	-3.42	-1.36	-0.61	-1.97	-1	-0.97
Band 6	6185	47	ax (160MHz)	-3.45	-4.02	-3.83	-3.42	-0.71	-0.61	-1.33	-1	-0.33
	6345	79	ax (160MHz)	-4.28	-4.64	-3.83	-3.42	-1.45	-0.61	-2.06	-1	-1.06
	6435	97	ax (20MHz)	-1.32	-1.44	-3.83	-10.50	1.63	-3.53	-1.90	-1	-0.90
	6475	105	ax (20MHz)	-1.12	-1.67	-3.83	-10.50	1.63	-3.53	-1.90	-1	-0.90
	6515	113	ax (20MHz)	-0.88	-1.10	-3.83	-10.50	2.02	-3.53	-1.51	-1	-0.51
	6445	99	ax (40MHz)	-3.93	0.11	-3.83	-10.50	1.55	-3.53	-1.98	-1	-0.98
	6485	107	ax (40MHz)	-3.58	0.31	-3.83	-10.50	1.80	-3.53	-1.73	-1	-0.73
	6525	115	ax (40MHz)	-4.23	0.28	-3.83	-10.50	1.60	-3.53	-1.93	-1	-0.93
	6465	103	ax (80MHz)	-3.69	-0.27	-3.83	-10.50	1.36	-3.53	-2.17	-1	-1.17
	6505	111	ax (80MHz)	-4.55	-3.25	-3.83	-10.50	-0.84	-3.53	-4.37	-1	-3.37
Band 7	6535	117	ax (20MHz)	-0.77	0.40	-7.21	-8.64	2.86	-4.89	-2.02	-1	-1.02
	6695	149	ax (20MHz)	-1.12	-0.38	-7.21	-8.64	2.28	-4.89	-2.61	-1	-1.61
	6875	185	ax (20MHz)	-1.95	-1.41	-7.21	-8.64	1.34	-4.89	-3.55	-1	-2.55
	6565	123	ax (40MHz)	-4.56	-0.21	-7.21	-8.64	1.15	-4.89	-3.73	-1	-2.73
	6725	155	ax (40MHz)	-4.05	-0.08	-7.21	-8.64	1.38	-4.89	-3.50	-1	-2.50
	6845	179	ax (40MHz)	-4.44	-0.35	-7.21	-8.64	1.08	-4.89	-3.80	-1	-2.80
	6545	119	ax (80MHz)	-4.02	0.13	-7.21	-8.64	1.54	-4.89	-3.34	-1	-2.34
	6705	151	ax (80MHz)	-4.46	-0.21	-7.21	-8.64	1.18	-4.89	-3.71	-1	-2.71
	6865	183	ax (80MHz)	-4.29	-0.91	-7.21	-8.64	0.73	-4.89	-4.16	-1	-3.16
	6665	143	ax (160MHz)	-5.01	-3.20	-7.21	-8.64	-1.00	-4.89	-5.89	-1	-4.89
Band 8	6825	175	ax (160MHz)	-4.60	-3.89	-7.21	-8.64	-1.22	-4.89	-6.11	-1	-5.11
	6895	189	ax (20MHz)	-0.40	-0.12	-8.90	-11.46	2.75	-7.08	-4.33	-1	-3.33
	6995	209	ax (20MHz)	-0.96	-0.52	-8.90	-11.46	2.27	-7.08	-4.80	-1	-3.80
	7115	233	ax (20MHz)	-1.12	-0.52	-8.90	-11.46	2.20	-7.08	-4.87	-1	-3.87
	6885	187	ax (40MHz)	-3.98	-0.43	-8.90	-11.46	1.16	-7.08	-5.92	-1	-4.92
	7005	211	ax (40MHz)	-3.80	-0.47	-8.90	-11.46	1.19	-7.08	-5.89	-1	-4.89
	7085	227	ax (40MHz)	-4.25	-0.69	-8.90	-11.46	0.89	-7.08	-6.18	-1	-5.18
	6945	199	ax (80MHz)	-3.57	-1.25	-8.90	-11.46	0.75	-7.08	-6.32	-1	-5.32
	7025	215	ax (80MHz)	-3.45	-1.11	-8.90	-11.46	0.88	-7.08	-6.19	-1	-5.19
	6985	207	ax (160MHz)	-4.29	-3.74	-8.90	-11.46	-1.00	-7.08	-8.07	-1	-7.07

Table 7-29. MIMO e.i.r.p. Conducted Power Spectral Density Measurements (26 Tones)

FCC ID: A3LSMF936B	MEASUREMENT REPORT (CERTIFICATION)		Approved by: Technical Manager
Test Report S/N: 1M2204110052-14.A3L	Test Dates: 4/1/2022 – 06/29/2022	EUT Type: Portable Handset	Page 102 of 302

	Frequency [MHz]	Channel	802.11 MODE	Antenna-1 Power Density [dBm]	Antenna-2 Power Density [dBm]	Antenna-1 Gain [dBi]	Antenna-2 Gain [dBi]	Summed MIMO Power Density [dBm]	Directional Gain [dBi]	EIRP [dBm]	Max EIRP [dBm]	Margin [dB]
Band 5	5935	2	ax (20MHz)	-4.17	-3.37	-3.83	-3.42	-0.74	-0.61	-1.35	-1	-0.35
	6175	45	ax (20MHz)	-3.43	-3.50	-3.83	-3.42	-0.45	-0.61	-1.06	-1	-0.06
	6415	93	ax (20MHz)	-4.71	-3.24	-3.83	-3.42	-0.90	-0.61	-1.52	-1	-0.52
	5965	3	ax (40MHz)	-4.80	-4.04	-3.83	-3.42	-1.39	-0.61	-2.00	-1	-1.00
	6165	43	ax (40MHz)	-4.80	-4.67	-3.83	-3.42	-1.73	-0.61	-2.34	-1	-1.34
	6405	91	ax (40MHz)	-4.73	-3.93	-3.83	-3.42	-1.30	-0.61	-1.91	-1	-0.91
	5985	7	ax (80MHz)	-7.82	-7.19	-3.83	-3.42	-4.49	-0.61	-5.10	-1	-4.10
	6145	39	ax (80MHz)	-7.66	-7.56	-3.83	-3.42	-4.60	-0.61	-5.21	-1	-4.21
Band 6	6385	87	ax (80MHz)	-7.07	-6.87	-3.83	-3.42	-3.96	-0.61	-4.57	-1	-3.57
	6435	97	ax (20MHz)	-1.56	-1.02	-3.83	-10.50	1.73	-3.53	-1.80	-1	-0.80
	6475	105	ax (20MHz)	-1.50	-0.98	-3.83	-10.50	1.78	-3.53	-1.75	-1	-0.75
	6515	113	ax (20MHz)	-1.52	-1.03	-3.83	-10.50	1.74	-3.53	-1.79	-1	-0.79
	6445	99	ax (40MHz)	-4.24	-3.98	-3.83	-10.50	-1.10	-3.53	-4.63	-1	-3.63
	6485	107	ax (40MHz)	-4.24	-4.12	-3.83	-10.50	-1.17	-3.53	-4.70	-1	-3.70
	6525	115	ax (40MHz)	-4.39	-4.29	-3.83	-10.50	-1.33	-3.53	-4.86	-1	-3.86
	6465	103	ax (80MHz)	-6.96	-6.53	-3.83	-10.50	-3.73	-3.53	-7.26	-1	-6.26
Band 7	6535	117	ax (20MHz)	-1.36	-1.52	-7.21	-8.64	1.57	-4.89	-3.32	-1	-2.32
	6695	149	ax (20MHz)	-1.68	-1.12	-7.21	-8.64	1.62	-4.89	-3.27	-1	-2.27
	6875	185	ax (20MHz)	-1.29	-1.91	-7.21	-8.64	1.42	-4.89	-3.46	-1	-2.46
	6565	123	ax (40MHz)	-4.68	-4.38	-7.21	-8.64	-1.52	-4.89	-6.40	-1	-5.40
	6725	155	ax (40MHz)	-4.22	-4.52	-7.21	-8.64	-1.36	-4.89	-6.24	-1	-5.24
	6885	179	ax (40MHz)	-3.96	-4.46	-7.21	-8.64	-1.19	-4.89	-6.08	-1	-5.08
	6545	119	ax (80MHz)	-7.51	-6.85	-7.21	-8.64	-4.16	-4.89	-9.04	-1	-8.04
	6705	151	ax (80MHz)	-7.57	-6.80	-7.21	-8.64	-4.16	-4.89	-9.04	-1	-8.04
Band 8	6865	183	ax (80MHz)	-7.26	-7.98	-7.21	-8.64	-4.59	-4.89	-9.48	-1	-8.48
	6895	189	ax (20MHz)	-1.34	-1.89	-8.90	-11.46	1.41	-7.08	-5.67	-1	-4.67
	6995	209	ax (20MHz)	-1.23	-1.04	-8.90	-11.46	1.87	-7.08	-5.20	-1	-4.20
	7115	233	ax (20MHz)	-0.79	-1.21	-8.90	-11.46	2.02	-7.08	-5.06	-1	-4.06
	6885	187	ax (40MHz)	-3.88	-4.47	-8.90	-11.46	-1.15	-7.08	-8.23	-1	-7.23
	7005	211	ax (40MHz)	-4.18	-4.08	-8.90	-11.46	-1.12	-7.08	-8.20	-1	-7.20
	7085	227	ax (40MHz)	-3.86	-3.88	-8.90	-11.46	-0.86	-7.08	-7.93	-1	-6.93
	6945	199	ax (80MHz)	-6.86	-7.33	-8.90	-11.46	-4.08	-7.08	-11.15	-1	-10.15
	7025	215	ax (80MHz)	-7.28	-7.54	-8.90	-11.46	-4.40	-7.08	-11.48	-1	-10.48

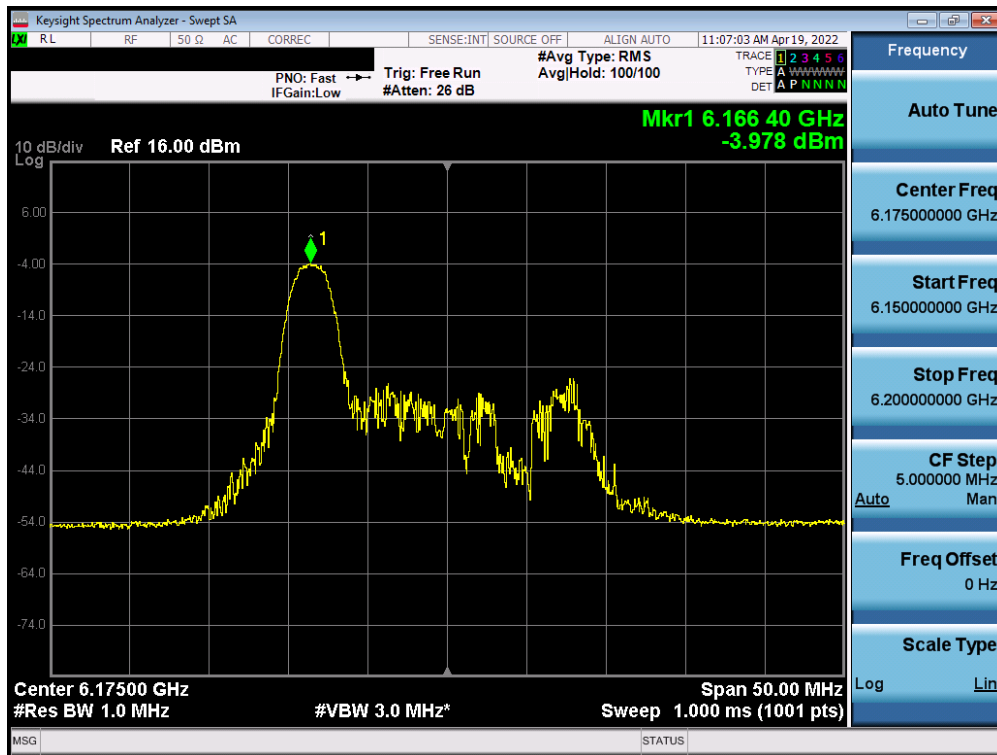
Table 7-30. MIMO e.i.r.p. Conducted Power Spectral Density Measurements (Full Tones)

FCC ID: A3LSMF936B	MEASUREMENT REPORT (CERTIFICATION)		Approved by: Technical Manager
Test Report S/N: 1M2204110052-14.A3L	Test Dates: 4/1/2022 – 06/29/2022	EUT Type: Portable Handset	Page 103 of 302

MIMO Antenna-1 Power Spectral Density Measurements (26 Tones)

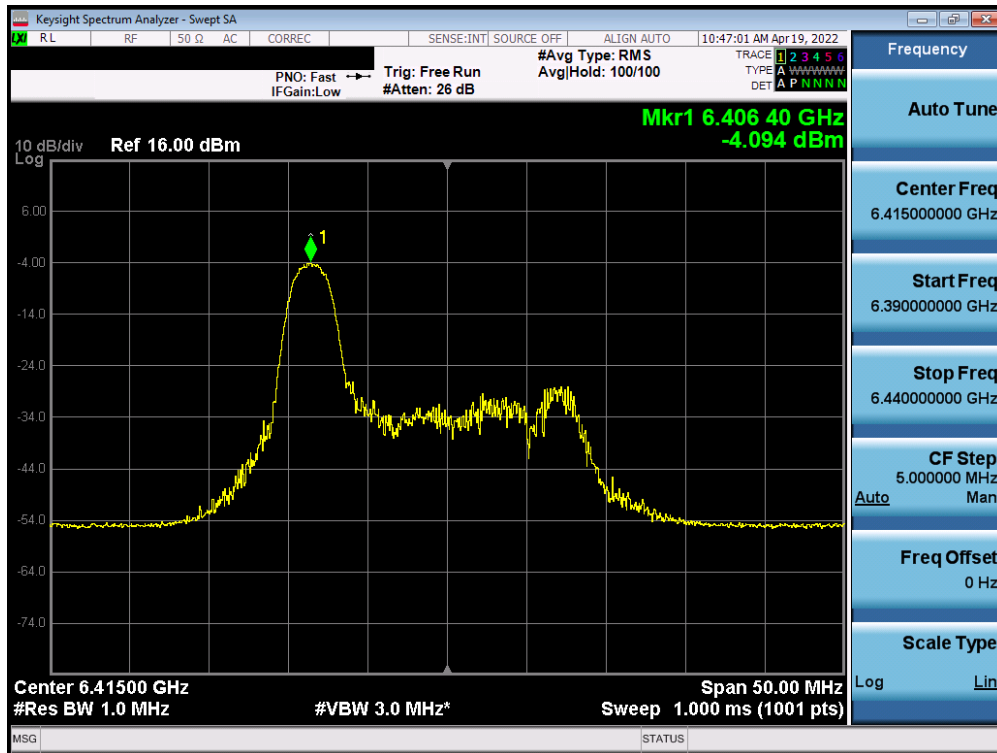


Plot 7-150. Power Spectral Density Plot MIMO ANT1 (20MHz BW 802.11ax (26 Tones) UNII Band 5) – Ch. 2

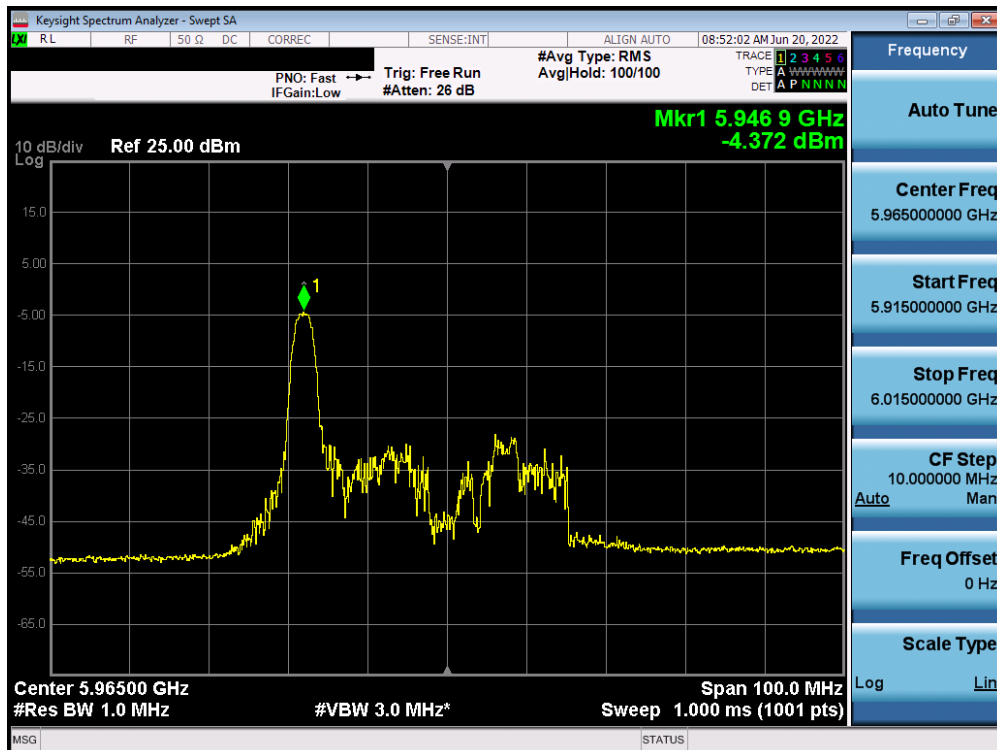


Plot 7-151. Power Spectral Density Plot MIMO ANT1 (20MHz BW 802.11ax (26 Tones) (UNII Band 5) – Ch. 45)

FCC ID: A3LSMF936B	MEASUREMENT REPORT (CERTIFICATION)		Approved by: Technical Manager
Test Report S/N: 1M2204110052-14.A3L	Test Dates: 4/1/2022 – 06/29/2022	EUT Type: Portable Handset	Page 104 of 302

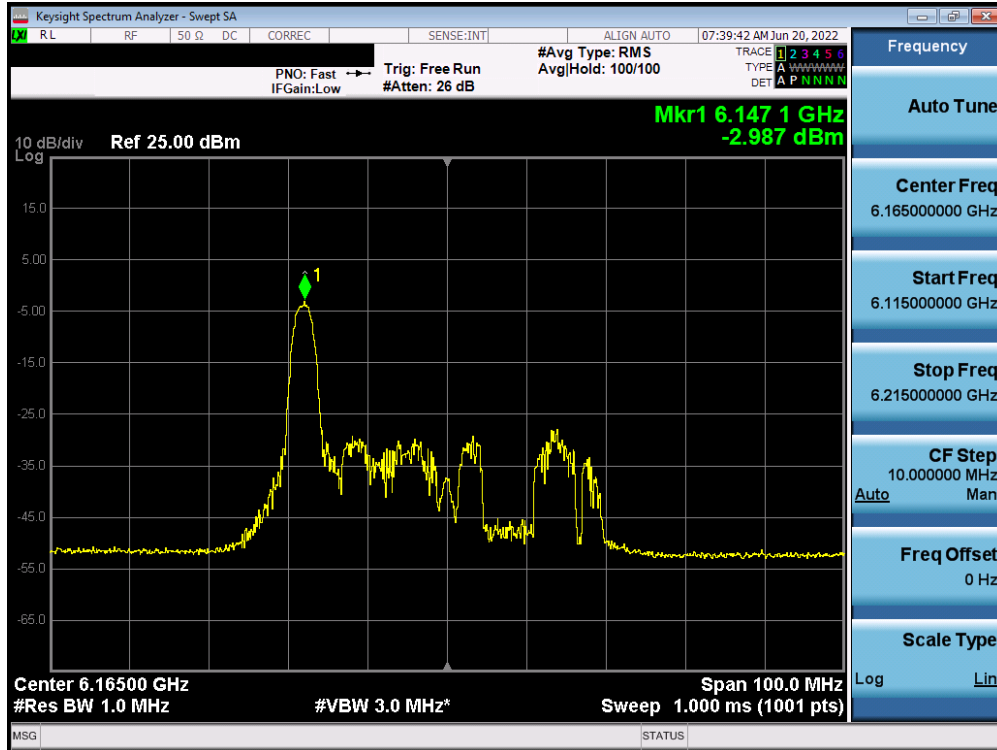


Plot 7-152. Power Spectral Density Plot MIMO ANT1 (20MHz BW 802.11ax (26 Tones) UNII Band 5) – Ch. 93)

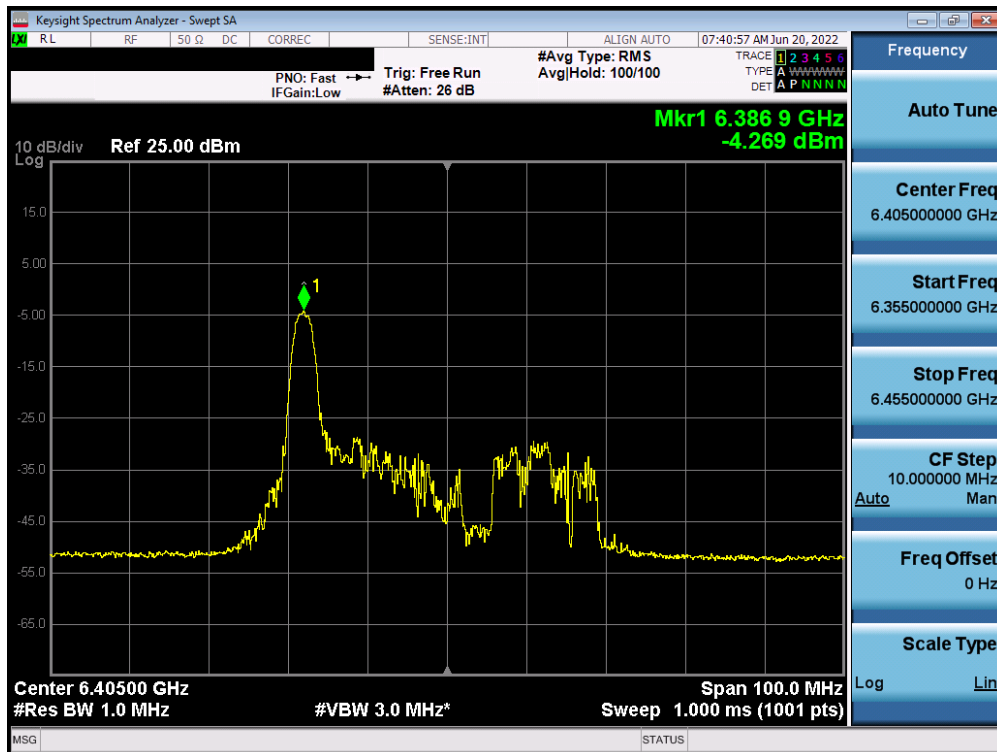


Plot 7-153. Power Spectral Density Plot MIMO ANT1 (40MHz BW 802.11ax (26 Tones) (UNII Band 5) – Ch. 3)

FCC ID: A3LSMF936B	MEASUREMENT REPORT (CERTIFICATION)		Approved by: Technical Manager
Test Report S/N: 1M2204110052-14.A3L	Test Dates: 4/1/2022 – 06/29/2022	EUT Type: Portable Handset	Page 105 of 302

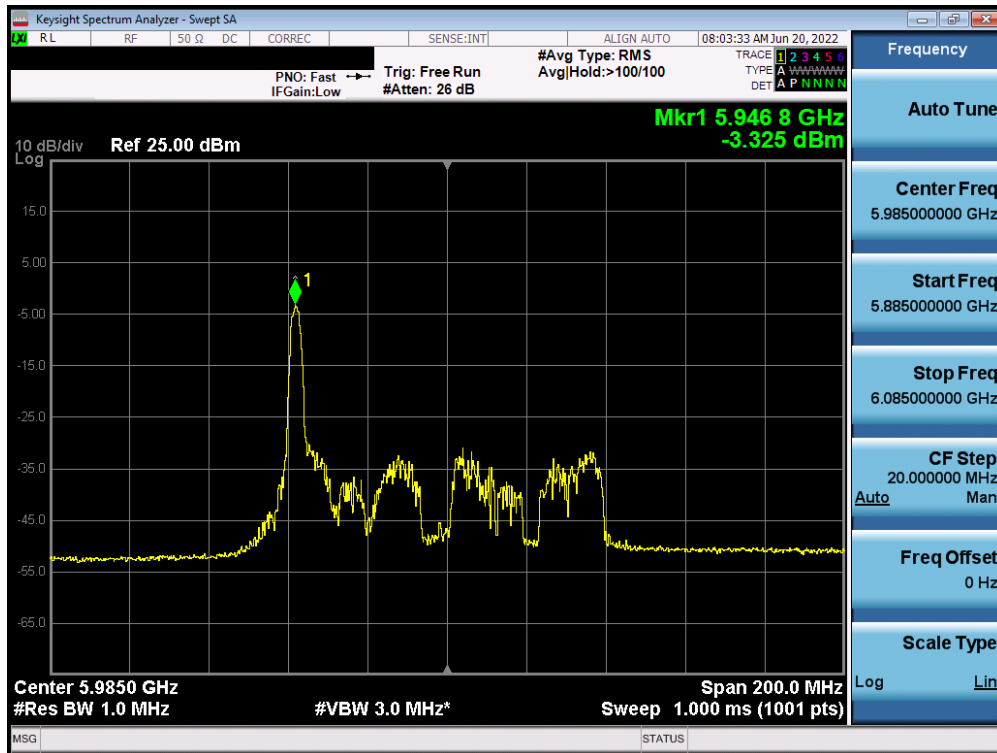


Plot 7-154. Power Spectral Density Plot MIMO ANT1 (40MHz BW 802.11ax (26 Tones) (UNII Band 5) – Ch. 43)

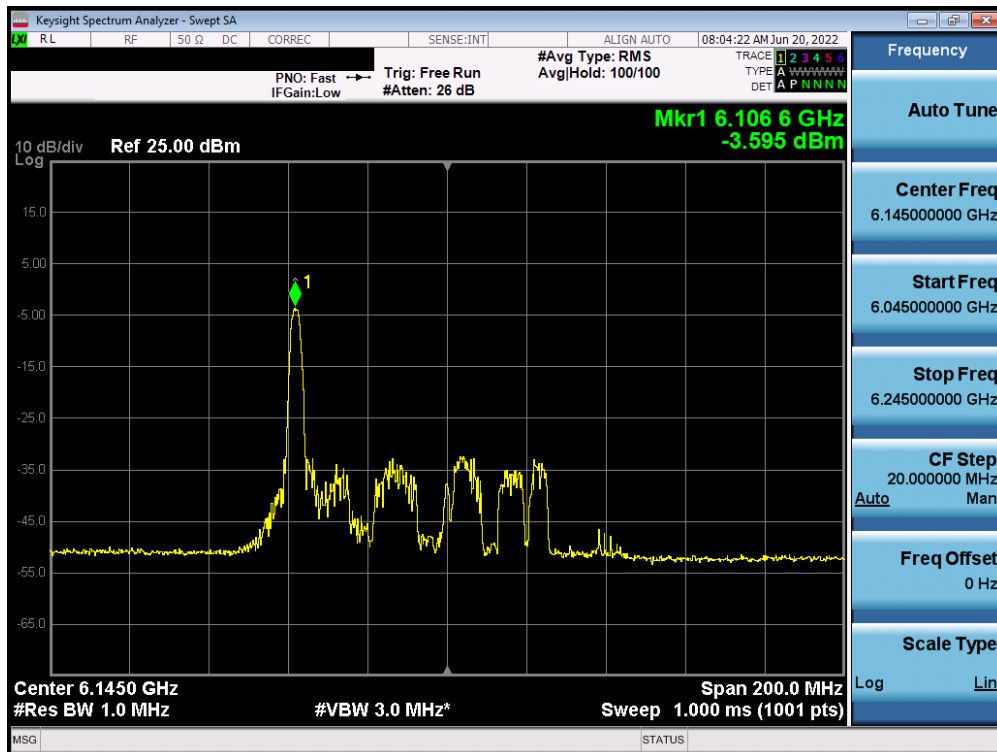


Plot 7-155. Power Spectral Density Plot MIMO ANT1 (40MHz BW 802.11ax (26 Tones) (UNII Band 5) – Ch. 91)

FCC ID: A3LSMF936B	MEASUREMENT REPORT (CERTIFICATION)		Approved by: Technical Manager
Test Report S/N: 1M2204110052-14.A3L	Test Dates: 4/1/2022 – 06/29/2022	EUT Type: Portable Handset	Page 106 of 302

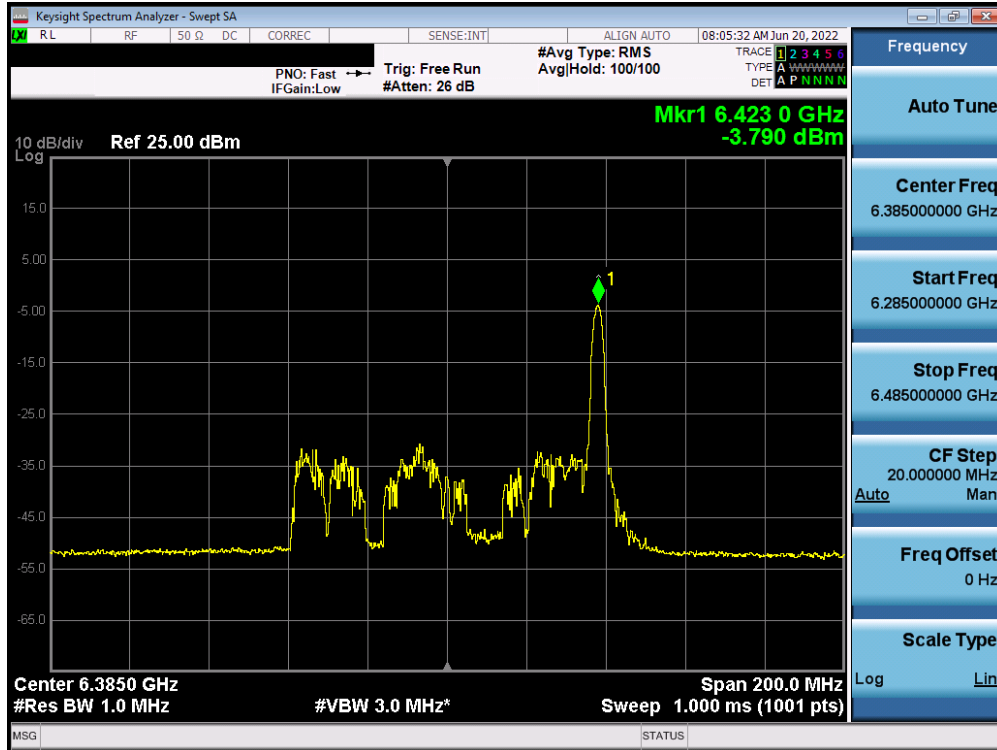


Plot 7-156. Power Spectral Density Plot MIMO ANT1 (80MHz BW 802.11ax (26 Tones) (UNII Band 5) – Ch. 7)

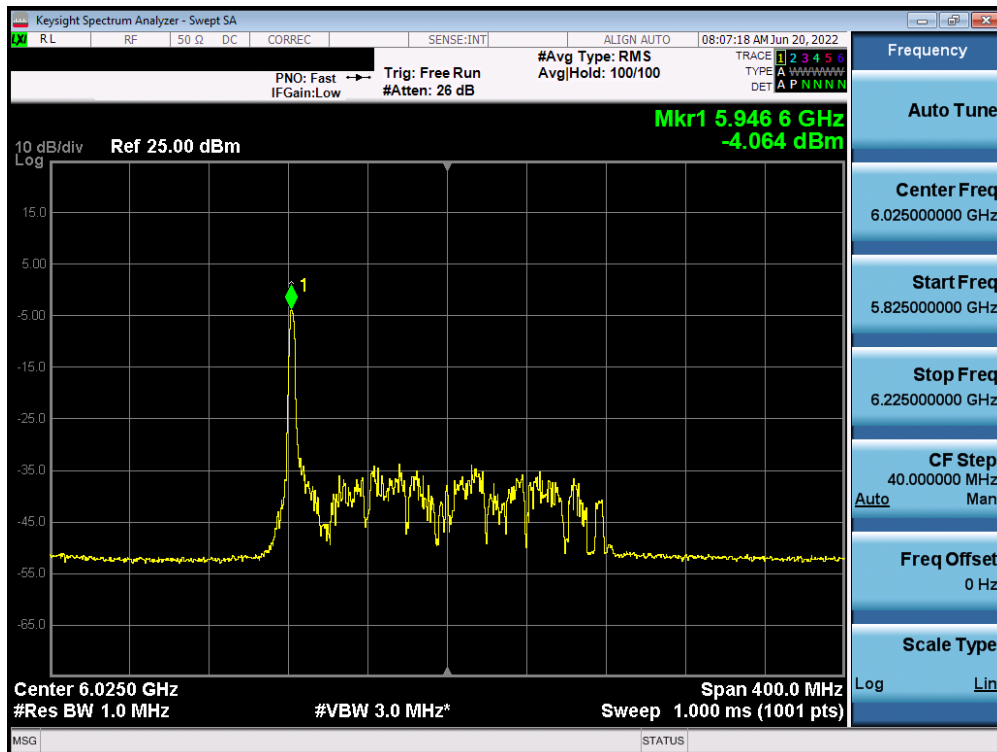


Plot 7-157. Power Spectral Density Plot MIMO ANT1 (80MHz BW 802.11ax (26 Tones) (UNII Band 5) – Ch. 39)

FCC ID: A3LSMF936B		MEASUREMENT REPORT (CERTIFICATION)		Approved by: Technical Manager
Test Report S/N: 1M2204110052-14.A3L	Test Dates: 4/1/2022 – 06/29/2022	EUT Type: Portable Handset		Page 107 of 302

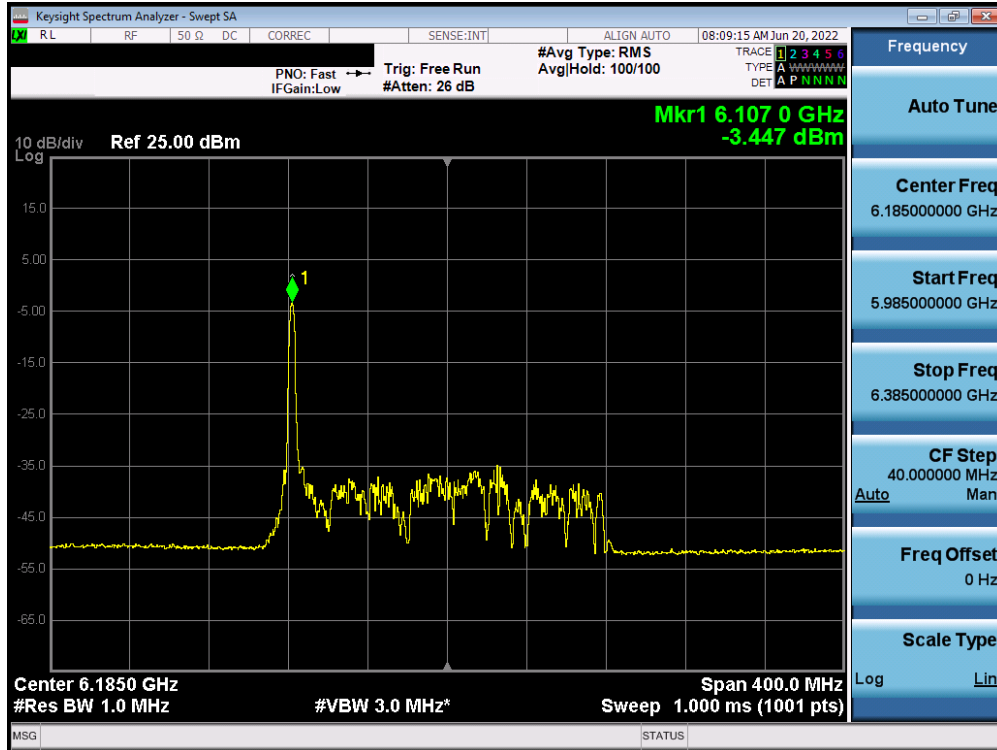


Plot 7-158. Power Spectral Density Plot MIMO ANT1 (80MHz BW 802.11ax (26 Tones) (UNII Band 5) – Ch. 87)

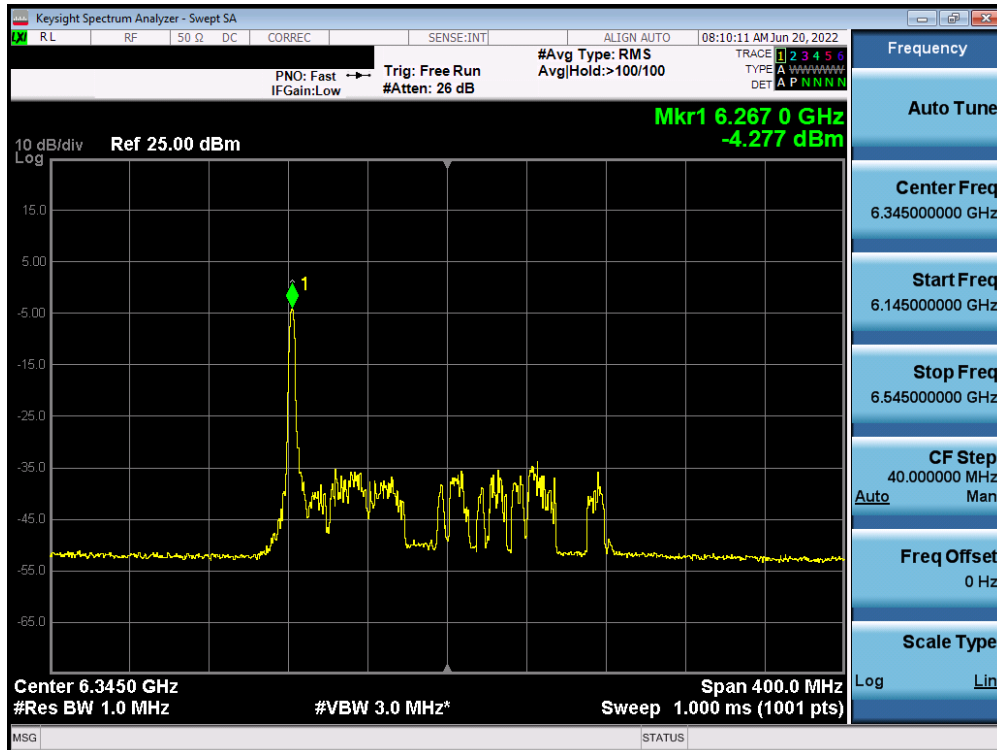


Plot 7-159. Power Spectral Density Plot MIMO ANT1 (160MHz BW 802.11ax (26 Tones) (UNII Band 5) – Ch. 15)

FCC ID: A3LSMF936B	MEASUREMENT REPORT (CERTIFICATION)		Approved by: Technical Manager
Test Report S/N: 1M2204110052-14.A3L	Test Dates: 4/1/2022 – 06/29/2022	EUT Type: Portable Handset	Page 108 of 302



Plot 7-160. Power Spectral Density Plot MIMO ANT1 (160MHz BW 802.11ax (26 Tones) (UNII Band 5) – Ch. 47)



Plot 7-161. Power Spectral Density Plot MIMO ANT1 (160MHz BW 802.11ax (26 Tones) (UNII Band 5) – Ch. 79)

FCC ID: A3LSMF936B	MEASUREMENT REPORT (CERTIFICATION)		Approved by: Technical Manager
Test Report S/N: 1M2204110052-14.A3L	Test Dates: 4/1/2022 – 06/29/2022	EUT Type: Portable Handset	Page 109 of 302

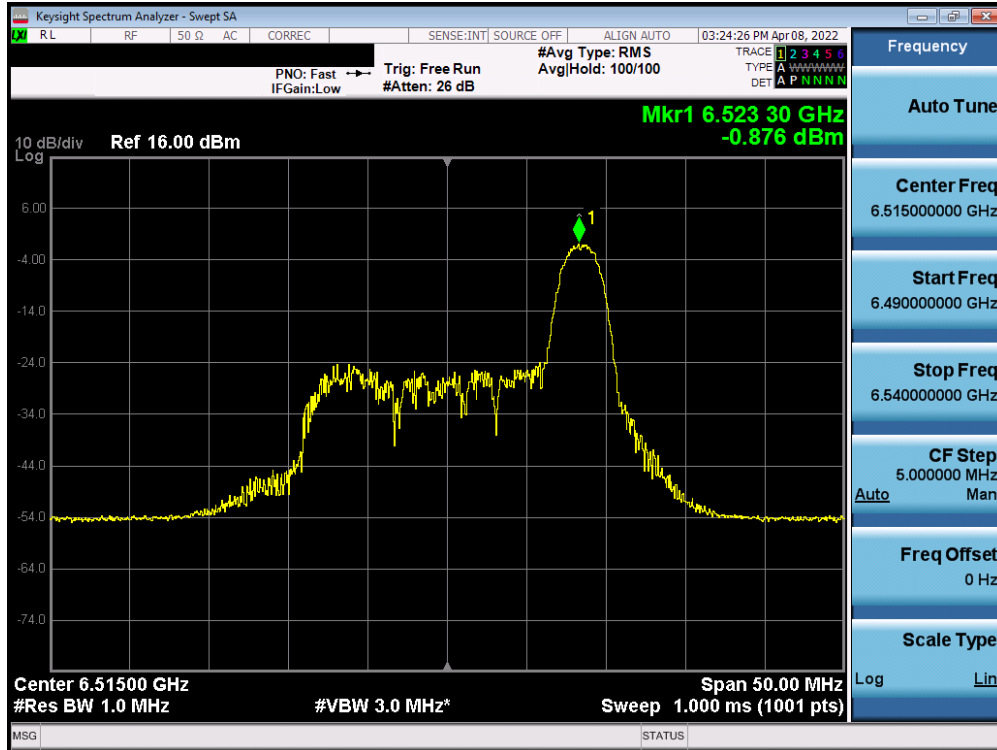


Plot 7-162. Power Spectral Density Plot MIMO ANT1 (20MHz BW 802.11ax (26 Tones) (UNII Band 6) – Ch. 97)

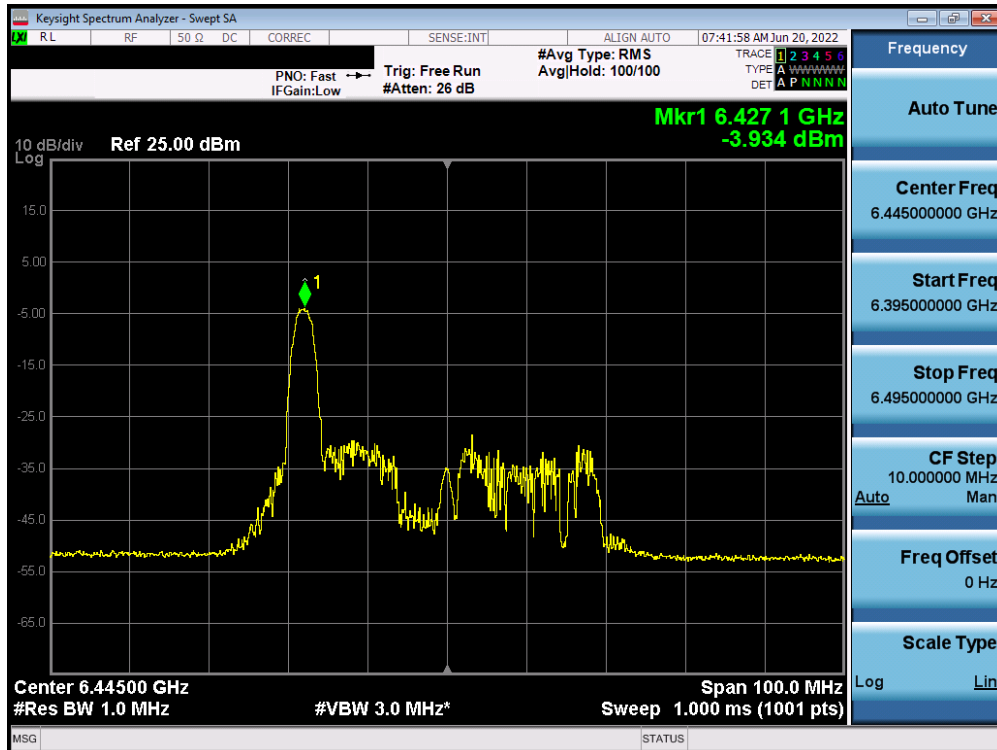


Plot 7-163. Power Spectral Density Plot MIMO ANT1 (20MHz BW 802.11ax (26 Tones) (UNII Band 6) – Ch. 105)

FCC ID: A3LSMF936B	MEASUREMENT REPORT (CERTIFICATION)		Approved by: Technical Manager
Test Report S/N: 1M2204110052-14.A3L	Test Dates: 4/1/2022 – 06/29/2022	EUT Type: Portable Handset	Page 110 of 302

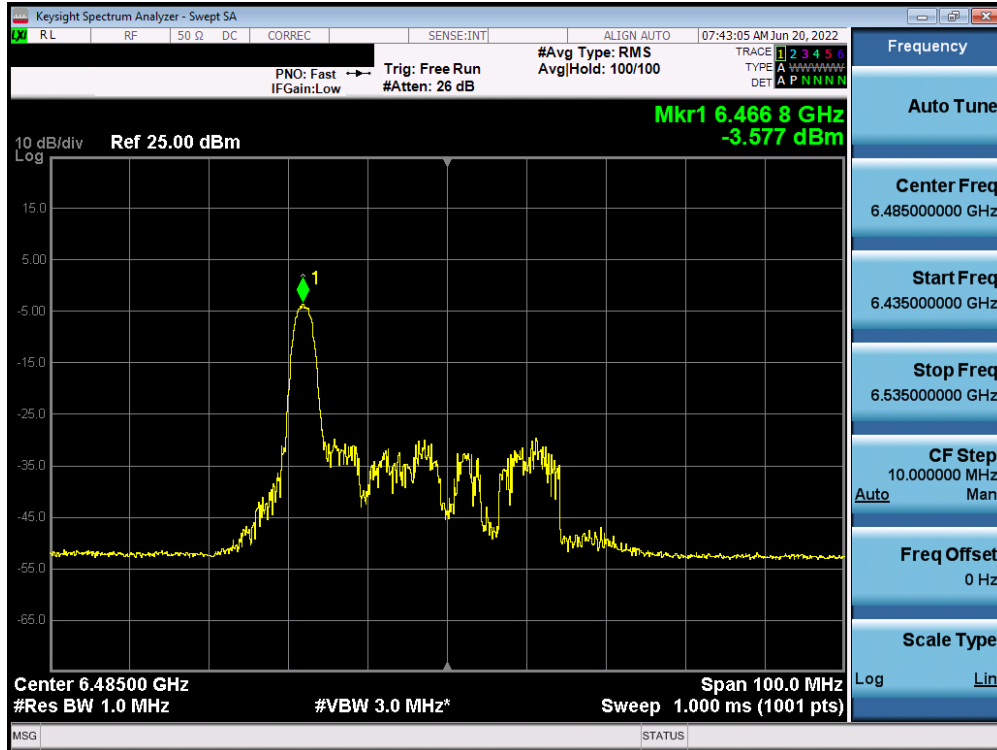


Plot 7-164. Power Spectral Density Plot MIMO ANT1 (20MHz BW 802.11ax (26 Tones) (UNII Band 6) – Ch. 113)

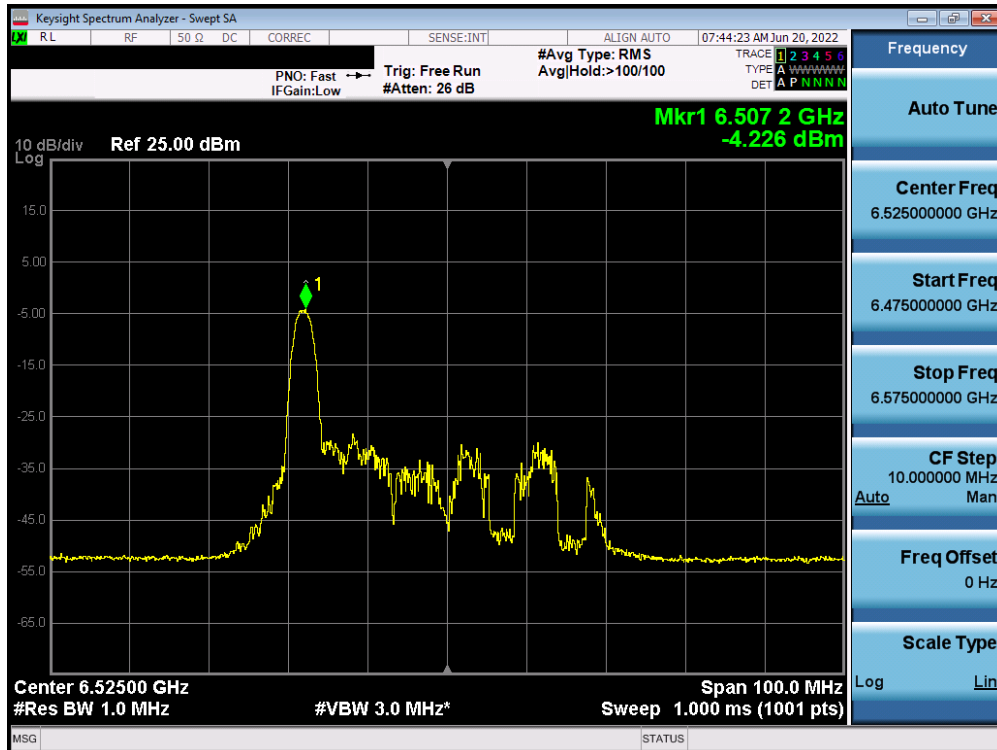


Plot 7-165. Power Spectral Density Plot MIMO ANT1 (40MHz BW 802.11ax (26 Tones) (UNII Band 6) – Ch. 99)

FCC ID: A3LSMF936B	MEASUREMENT REPORT (CERTIFICATION)		Approved by: Technical Manager
Test Report S/N: 1M2204110052-14.A3L	Test Dates: 4/1/2022 – 06/29/2022	EUT Type: Portable Handset	Page 111 of 302

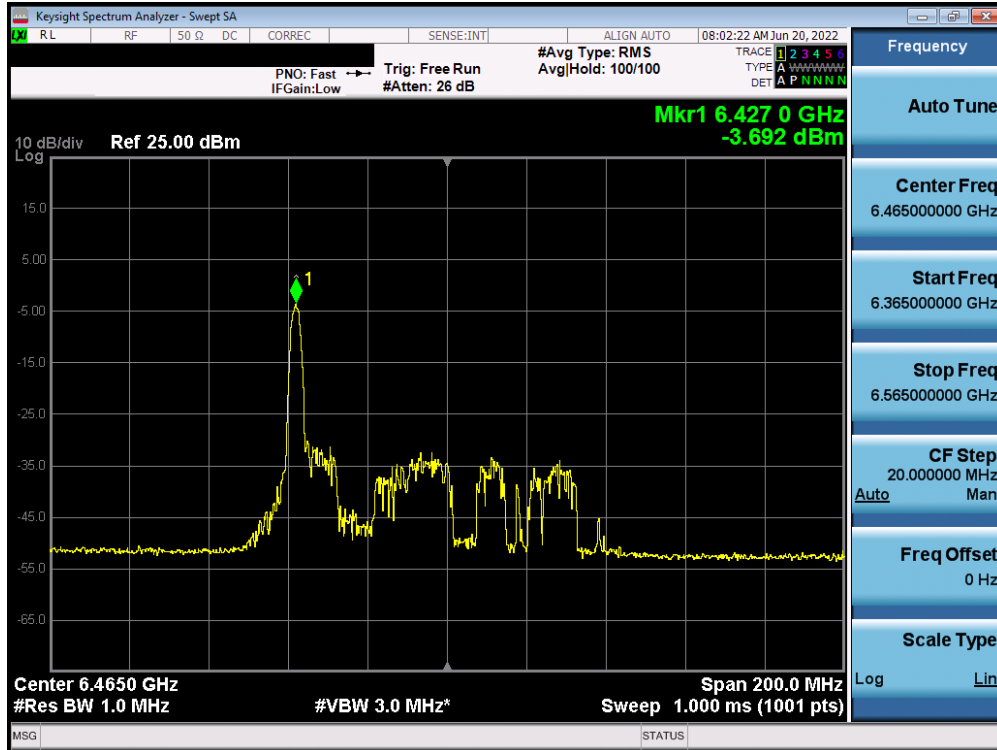


Plot 7-166. Power Spectral Density Plot MIMO ANT1 (40MHz BW 802.11ax (26 Tones) (UNII Band 6) – Ch. 107)

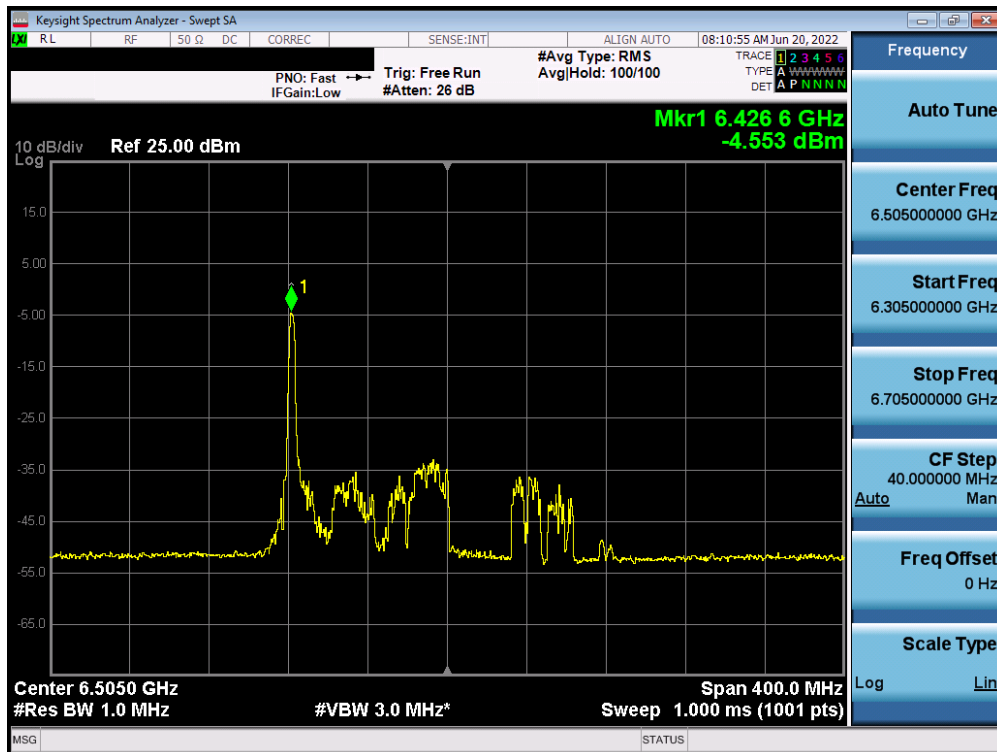


Plot 7-167. Power Spectral Density Plot MIMO ANT1 (40MHz BW 802.11ax (26 Tones) (UNII Band 6) – Ch. 115)

FCC ID: A3LSMF936B	MEASUREMENT REPORT (CERTIFICATION)		Approved by: Technical Manager
Test Report S/N: 1M2204110052-14.A3L	Test Dates: 4/1/2022 – 06/29/2022	EUT Type: Portable Handset	Page 112 of 302

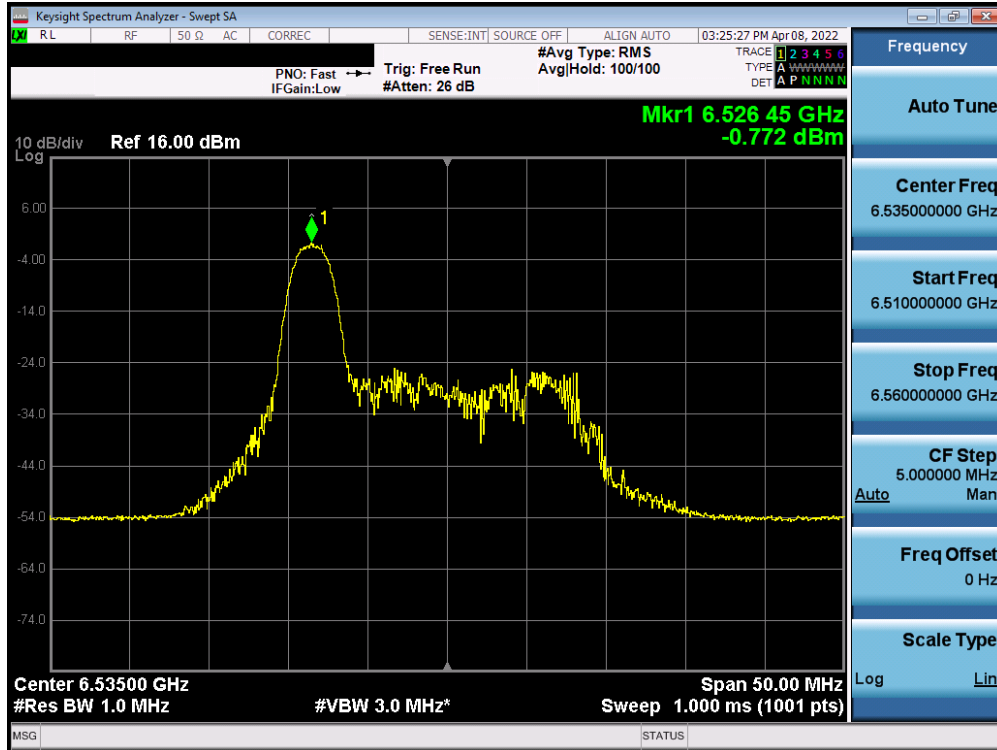


Plot 7-168. Power Spectral Density Plot MIMO ANT1 (80MHz BW 802.11ax (26 Tones) (UNII Band 6) – Ch. 103)

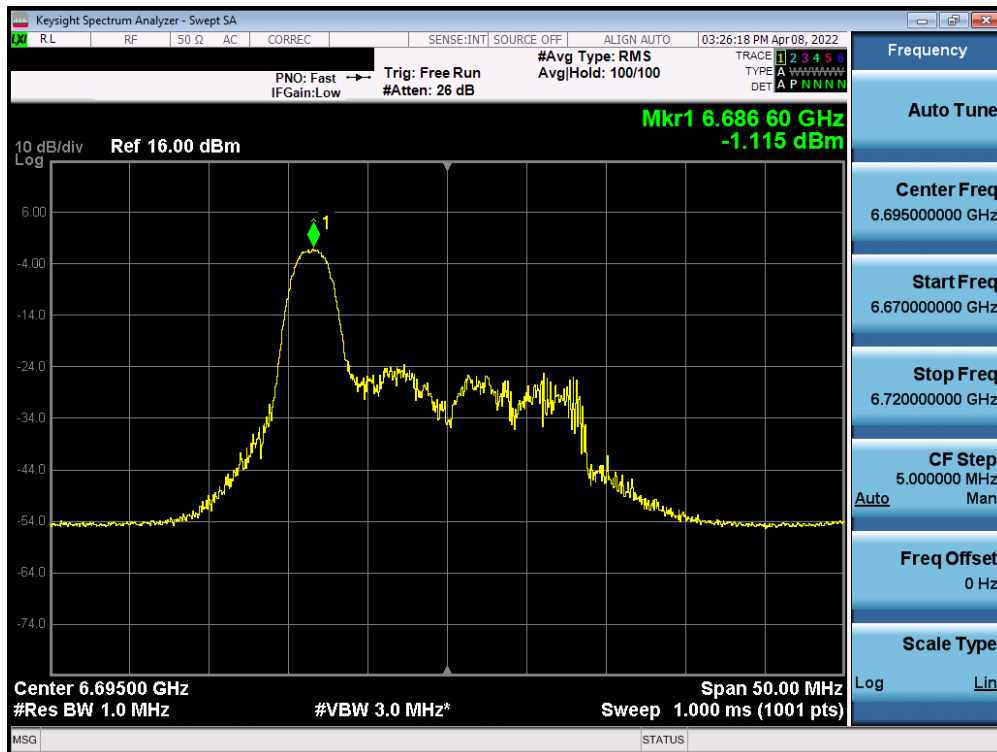


Plot 7-169. Power Spectral Density Plot MIMO ANT1 (160MHz BW 802.11ax (26 Tones) (UNII Band 6) – Ch. 111)

FCC ID: A3LSMF936B	MEASUREMENT REPORT (CERTIFICATION)		Approved by: Technical Manager
Test Report S/N: 1M2204110052-14.A3L	Test Dates: 4/1/2022 – 06/29/2022	EUT Type: Portable Handset	Page 113 of 302

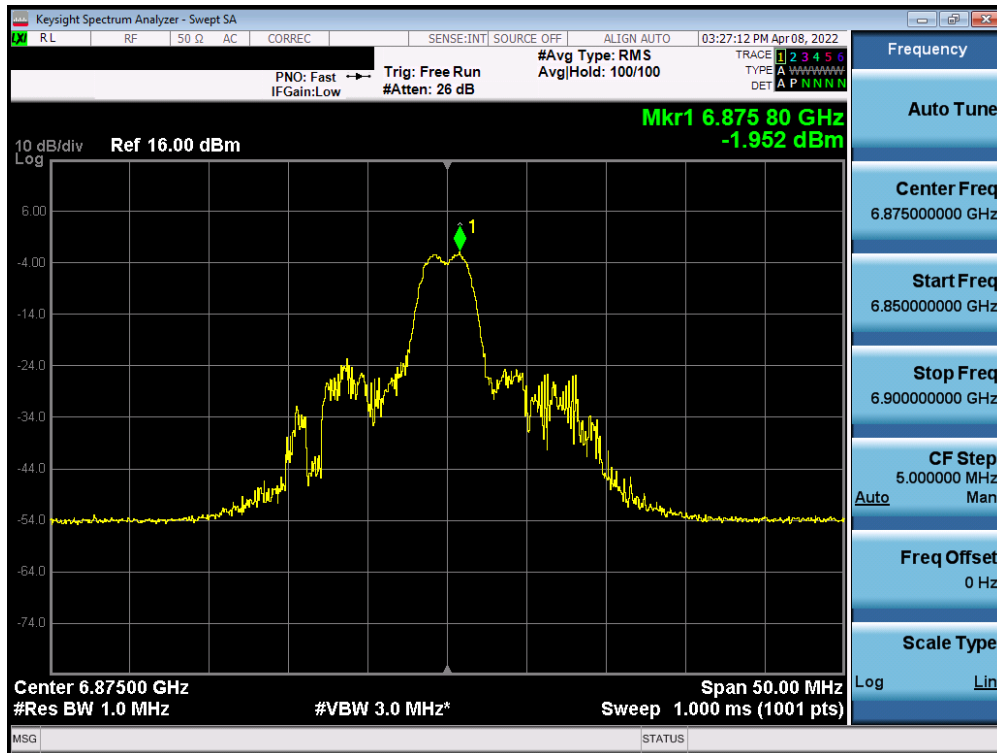


Plot 7-170. Power Spectral Density Plot MIMO ANT1 (20MHz BW 802.11ax (26 Tones) (UNII Band 7) – Ch. 117)

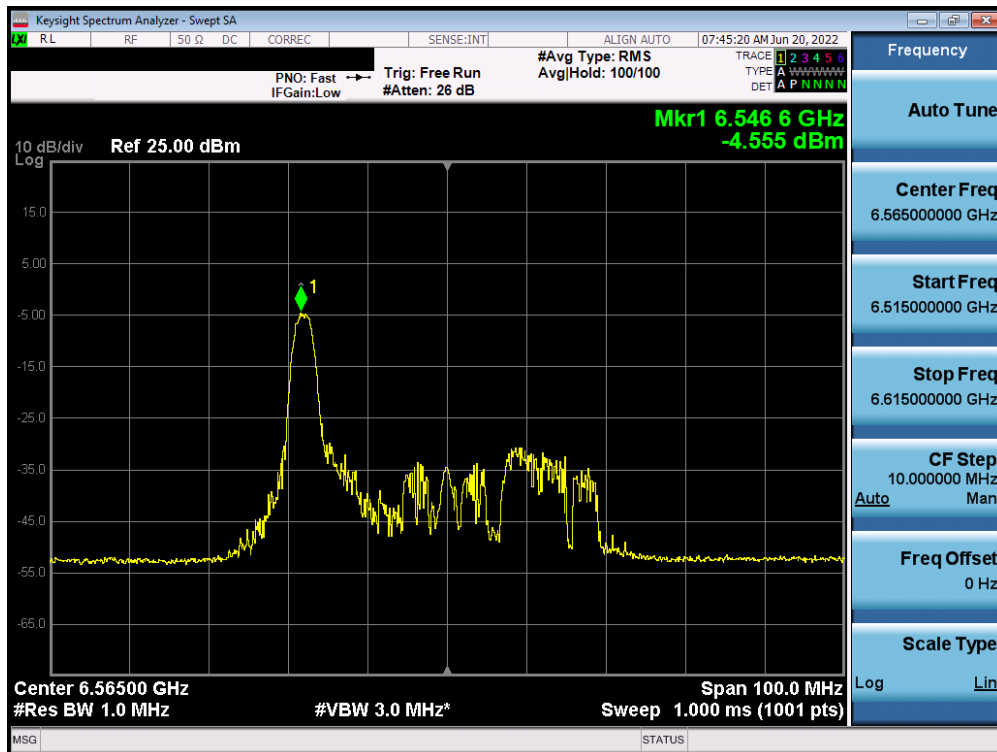


Plot 7-171. Power Spectral Density Plot MIMO ANT1 (20MHz BW 802.11ax (26 Tones) (UNII Band 7) – Ch. 149)

FCC ID: A3LSMF936B	MEASUREMENT REPORT (CERTIFICATION)		Approved by: Technical Manager
Test Report S/N: 1M2204110052-14.A3L	Test Dates: 4/1/2022 – 06/29/2022	EUT Type: Portable Handset	Page 114 of 302

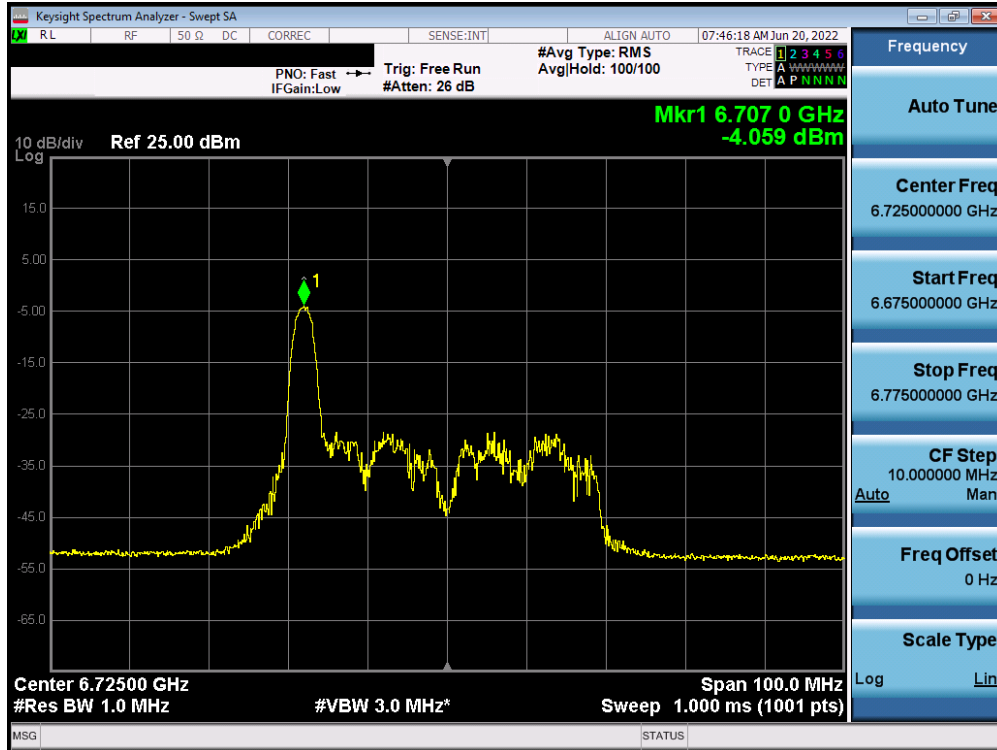


Plot 7-172. Power Spectral Density Plot MIMO ANT1 (20MHz BW 802.11ax (26 Tones) (UNII Band 7) – Ch. 185)

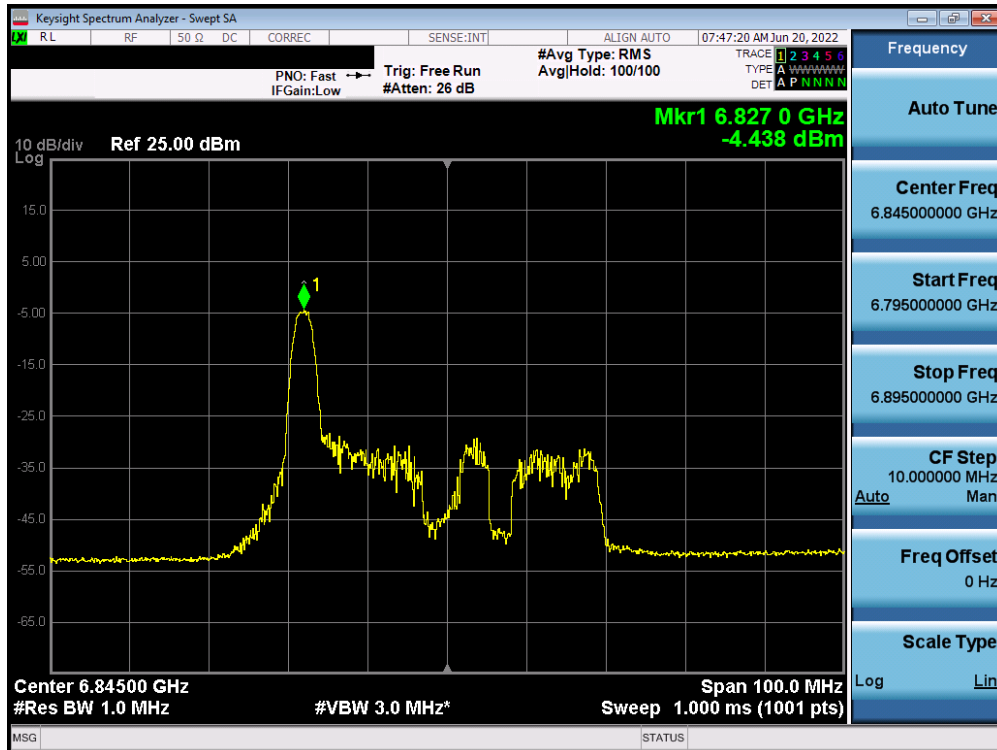


Plot 7-173. Power Spectral Density Plot MIMO ANT1 (40MHz BW 802.11ax (26 Tones) (UNII Band 7) – Ch. 123)

FCC ID: A3LSMF936B	MEASUREMENT REPORT (CERTIFICATION)		Approved by: Technical Manager
Test Report S/N: 1M2204110052-14.A3L	Test Dates: 4/1/2022 – 06/29/2022	EUT Type: Portable Handset	Page 115 of 302

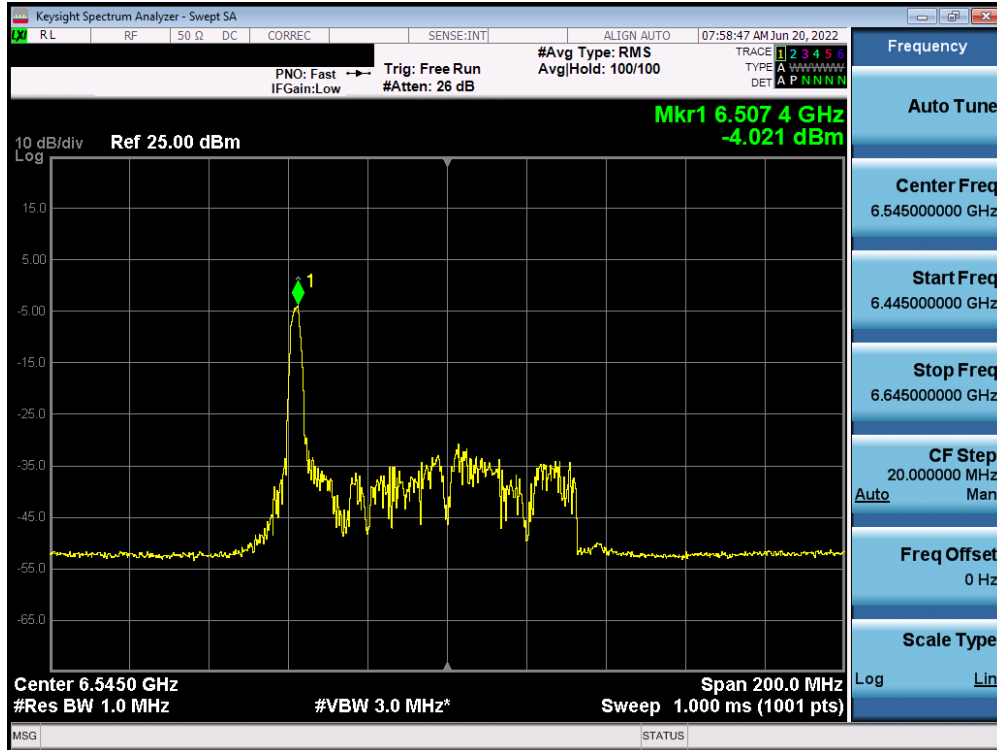


Plot 7-174. Power Spectral Density Plot MIMO ANT1 (40MHz BW 802.11ax (26 Tones) (UNII Band 7) – Ch. 155)

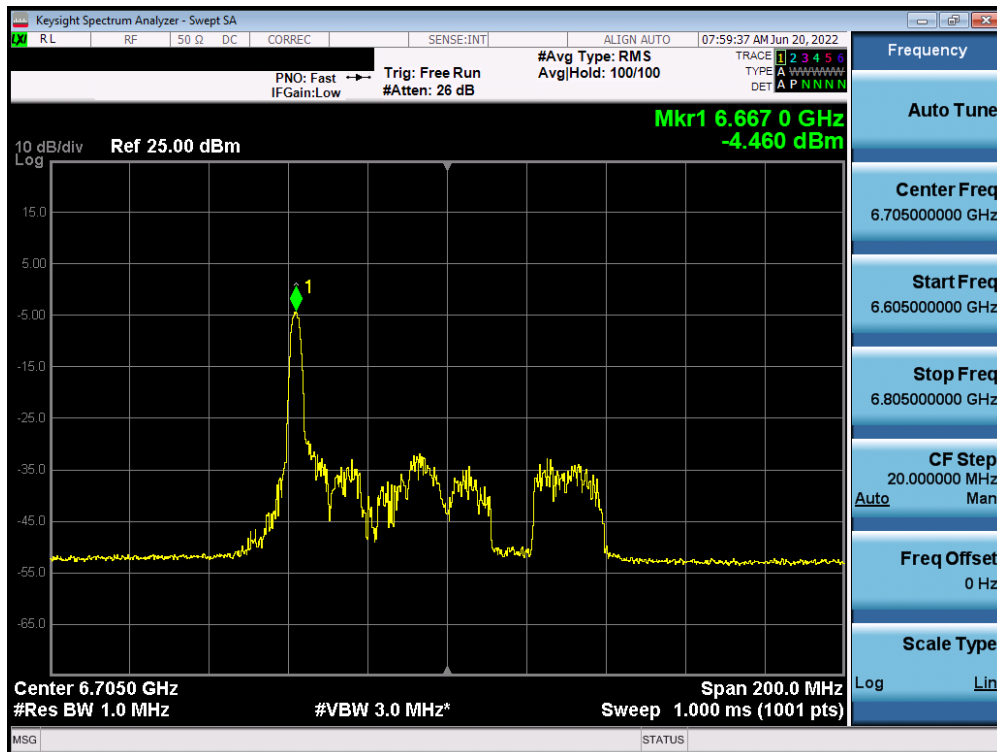


Plot 7-175. Power Spectral Density Plot MIMO ANT1 (40MHz BW 802.11ax (26 Tones) (UNII Band 7) – Ch. 179)

FCC ID: A3LSMF936B	MEASUREMENT REPORT (CERTIFICATION)		Approved by: Technical Manager
Test Report S/N: 1M2204110052-14.A3L	Test Dates: 4/1/2022 – 06/29/2022	EUT Type: Portable Handset	Page 116 of 302

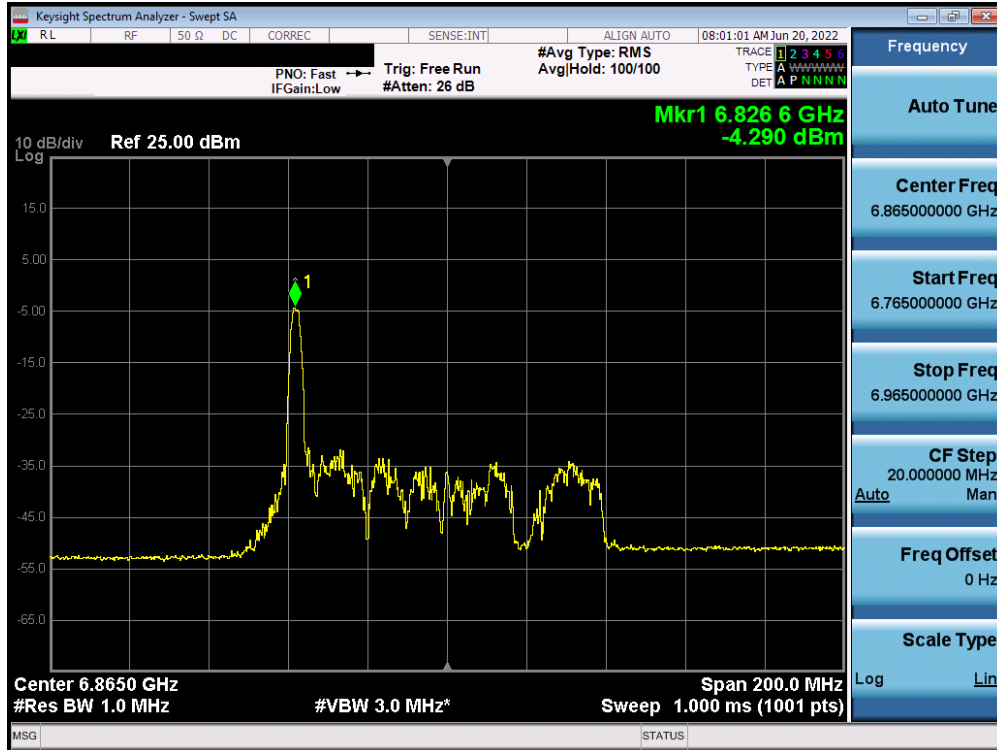


Plot 7-176. Power Spectral Density Plot MIMO ANT1 (80MHz BW 802.11ax (26 Tones) (UNII Band 7) – Ch. 119)

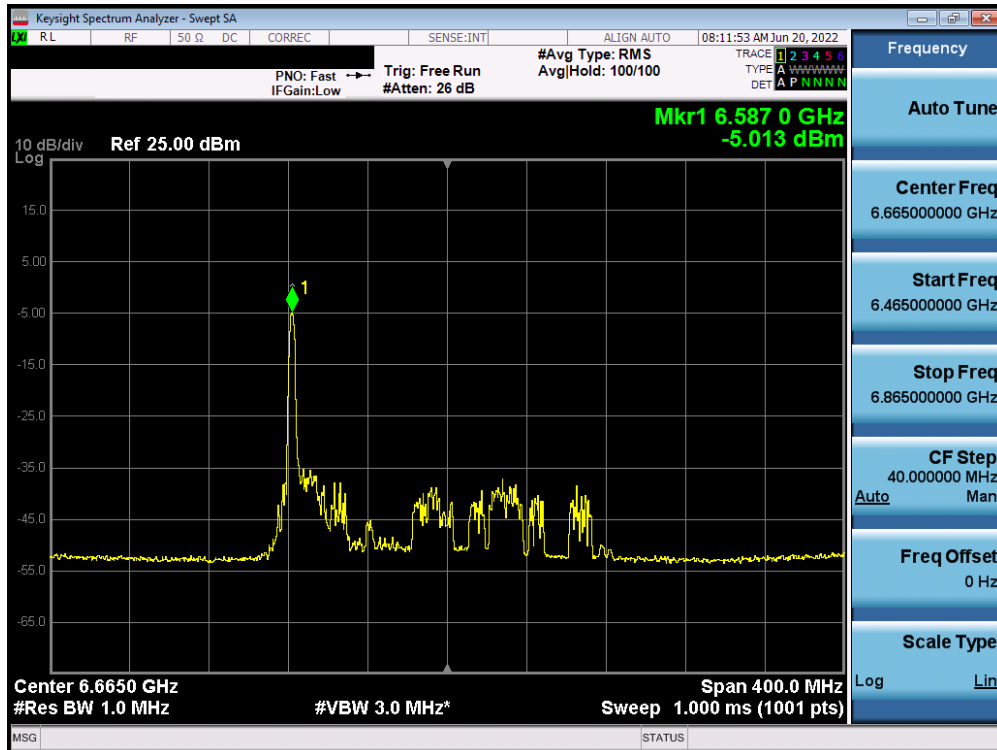


Plot 7-177. Power Spectral Density Plot MIMO ANT1 (80MHz BW 802.11ax (26 Tones) (UNII Band 7) – Ch. 151)

FCC ID: A3LSMF936B	MEASUREMENT REPORT (CERTIFICATION)		Approved by: Technical Manager
Test Report S/N: 1M2204110052-14.A3L	Test Dates: 4/1/2022 – 06/29/2022	EUT Type: Portable Handset	Page 117 of 302

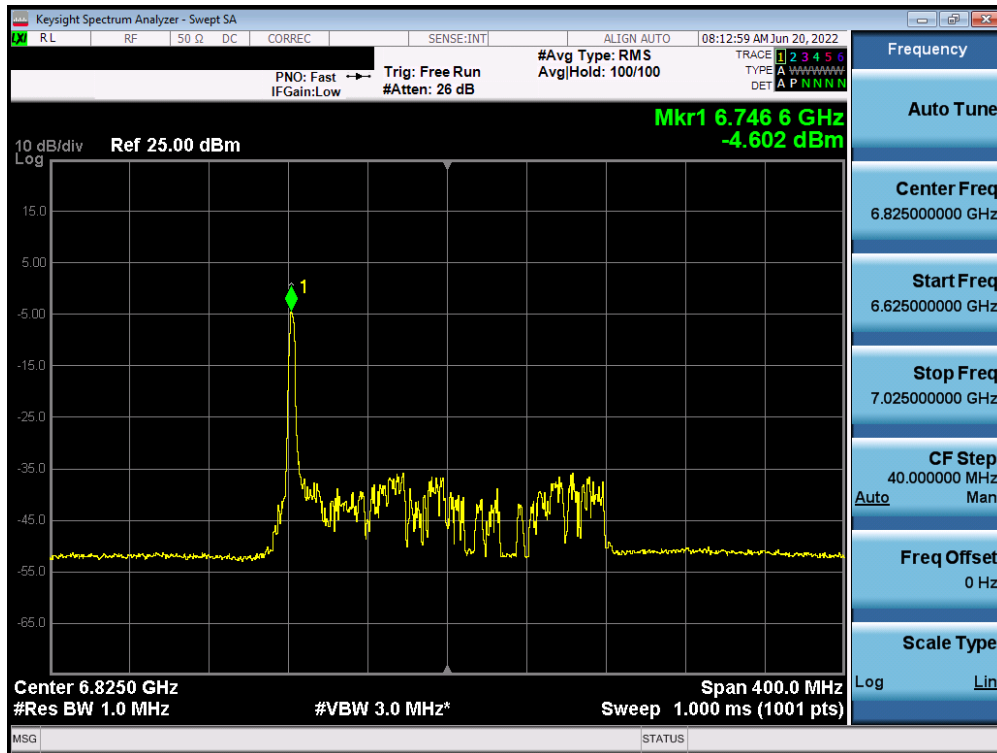


Plot 7-178. Power Spectral Density Plot MIMO ANT1 (80MHz BW 802.11ax (26 Tones) (UNII Band 7) – Ch. 183)

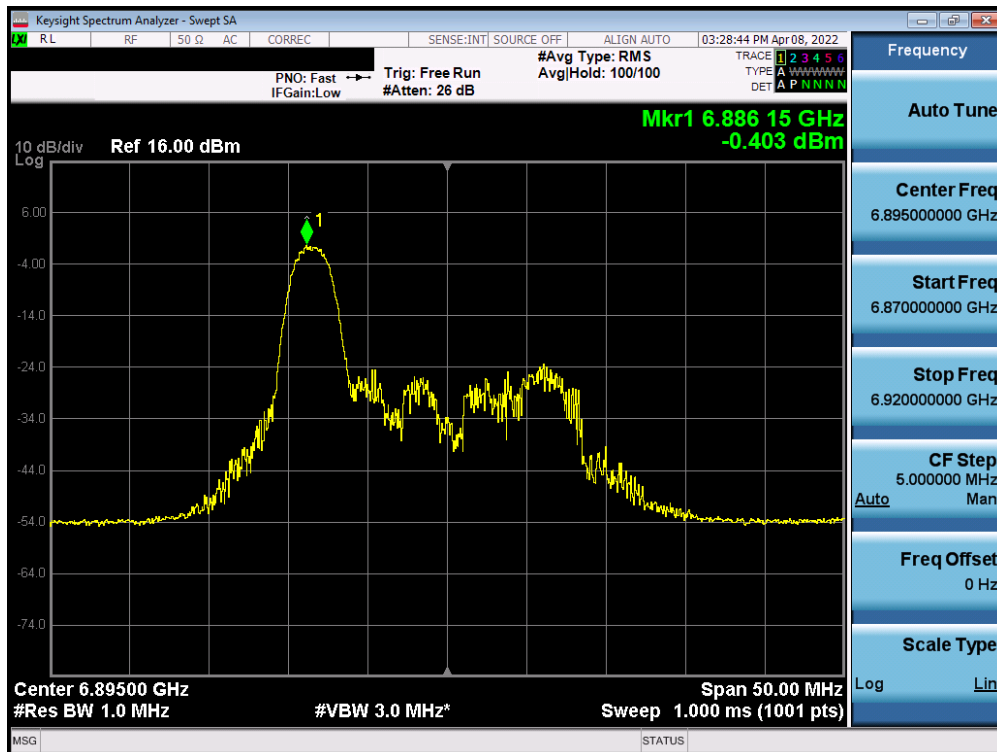


Plot 7-179. Power Spectral Density Plot MIMO ANT1 (160MHz BW 802.11ax (26 Tones) (UNII Band 7) – Ch. 143)

FCC ID: A3LSMF936B	MEASUREMENT REPORT (CERTIFICATION)		Approved by: Technical Manager
Test Report S/N: 1M2204110052-14.A3L	Test Dates: 4/1/2022 – 06/29/2022	EUT Type: Portable Handset	Page 118 of 302

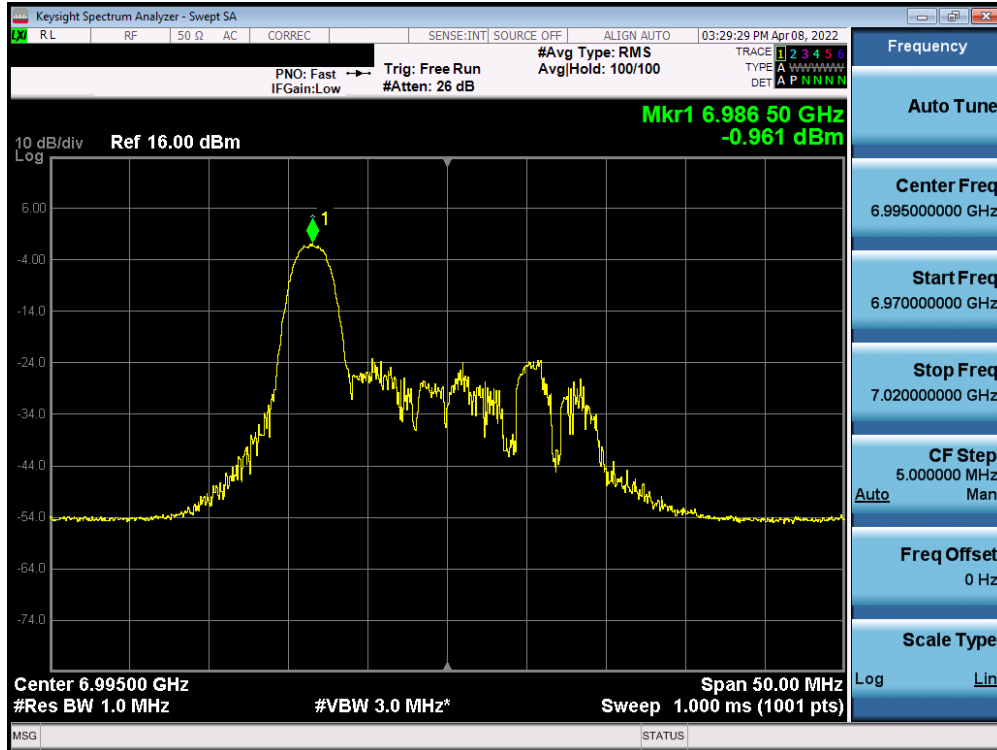


Plot 7-180. Power Spectral Density Plot MIMO ANT1 (160MHz BW 802.11ax (26 Tones) (UNII Band 7) – Ch. 175)

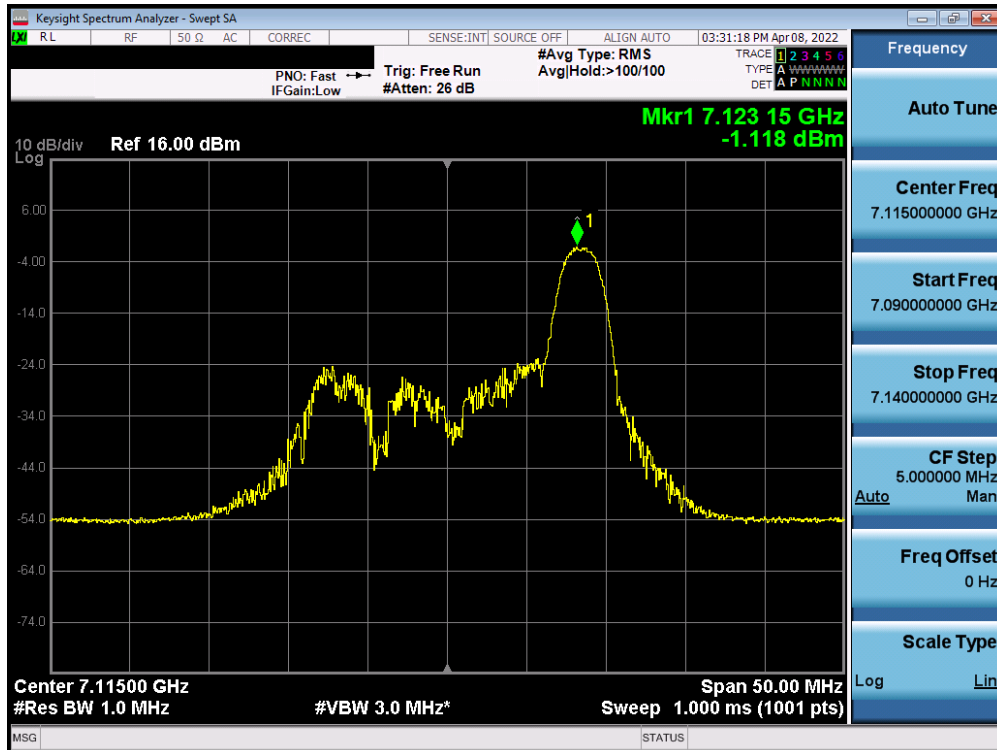


Plot 7-181. Power Spectral Density Plot MIMO ANT1 (20MHz BW 802.11ax (26 Tones) (UNII Band 8) – Ch. 189)

FCC ID: A3LSMF936B	MEASUREMENT REPORT (CERTIFICATION)		Approved by: Technical Manager
Test Report S/N: 1M2204110052-14.A3L	Test Dates: 4/1/2022 – 06/29/2022	EUT Type: Portable Handset	Page 119 of 302

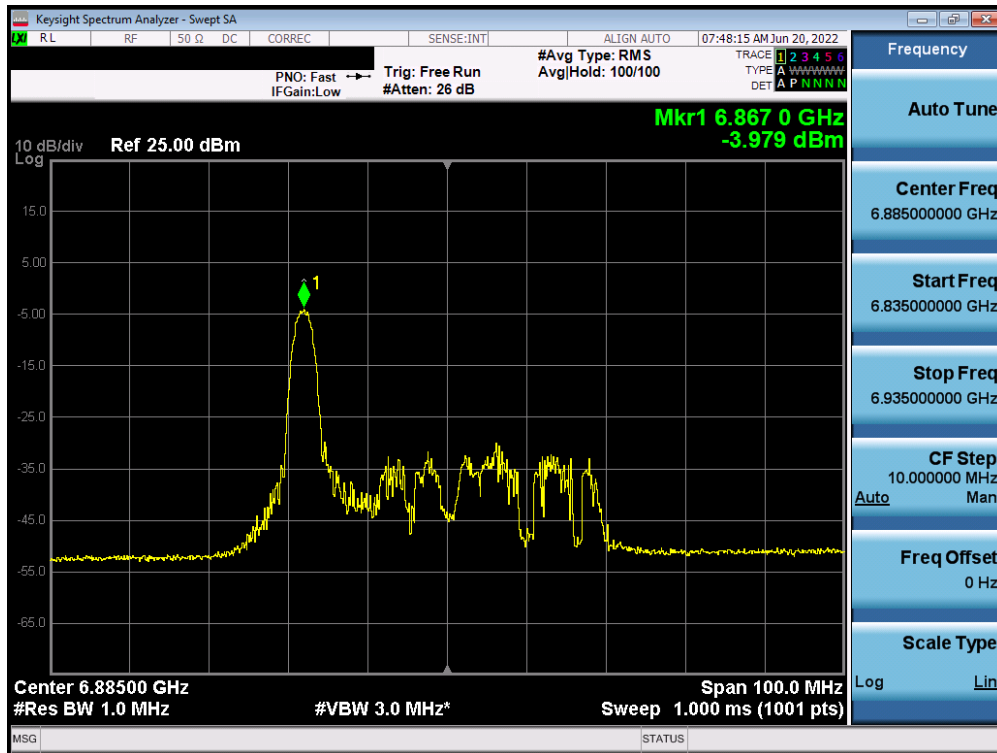


Plot 7-182. Power Spectral Density Plot MIMO ANT1 (20MHz BW 802.11ax (26 Tones) (UNII Band 8) – Ch. 209)

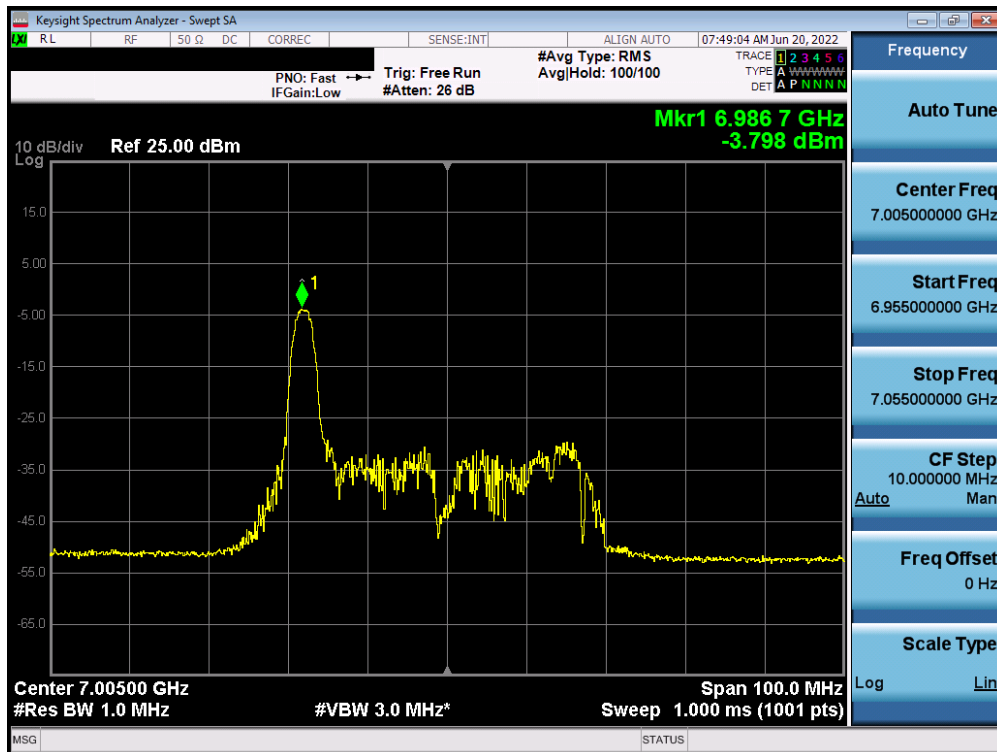


Plot 7-183. Power Spectral Density Plot MIMO ANT1 (20MHz BW 802.11ax (26 Tones) (UNII Band 8) – Ch. 233)

FCC ID: A3LSMF936B	MEASUREMENT REPORT (CERTIFICATION)		Approved by: Technical Manager
Test Report S/N: 1M2204110052-14.A3L	Test Dates: 4/1/2022 – 06/29/2022	EUT Type: Portable Handset	Page 120 of 302



Plot 7-184. Power Spectral Density Plot MIMO ANT1 (40MHz BW 802.11ax (26 Tones) (UNII Band 8) – Ch. 187)



Plot 7-185. Power Spectral Density Plot MIMO ANT1 (40MHz BW 802.11ax (26 Tones) (UNII Band 8) – Ch. 211)

FCC ID: A3LSMF936B	MEASUREMENT REPORT (CERTIFICATION)		Approved by: Technical Manager
Test Report S/N: 1M2204110052-14.A3L	Test Dates: 4/1/2022 – 06/29/2022	EUT Type: Portable Handset	Page 121 of 302