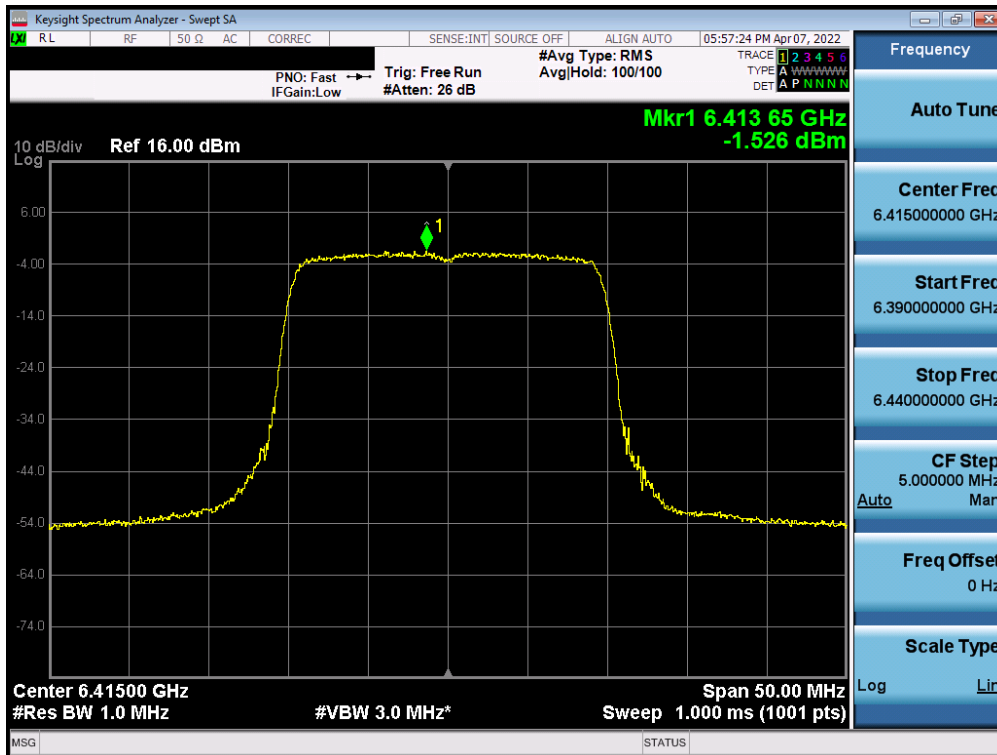


Plot 7-109. Power Spectral Density Measurement MIMO ANT1 (20MHz 802.11ax (UNII Band 5) – Ch. 45)



Plot 7-110. Power Spectral Density Measurement MIMO ANT1 (20MHz 802.11ax (UNII Band 5) – Ch. 93)

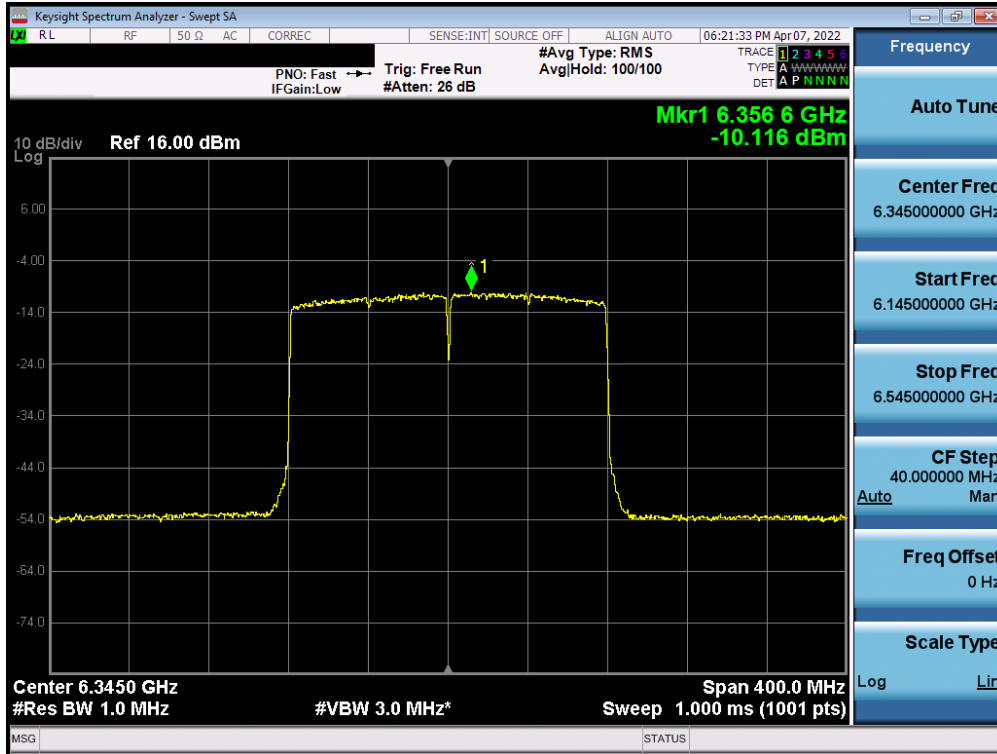
FCC ID: A3LSMF936B	MEASUREMENT REPORT (CERTIFICATION)		Approved by: Technical Manager
Test Report S/N: 1M2204110052-13.A3L	Test Dates: 4/1/2022 – 6/17/2022	EUT Type: Portable Handset	Page 78 of 237







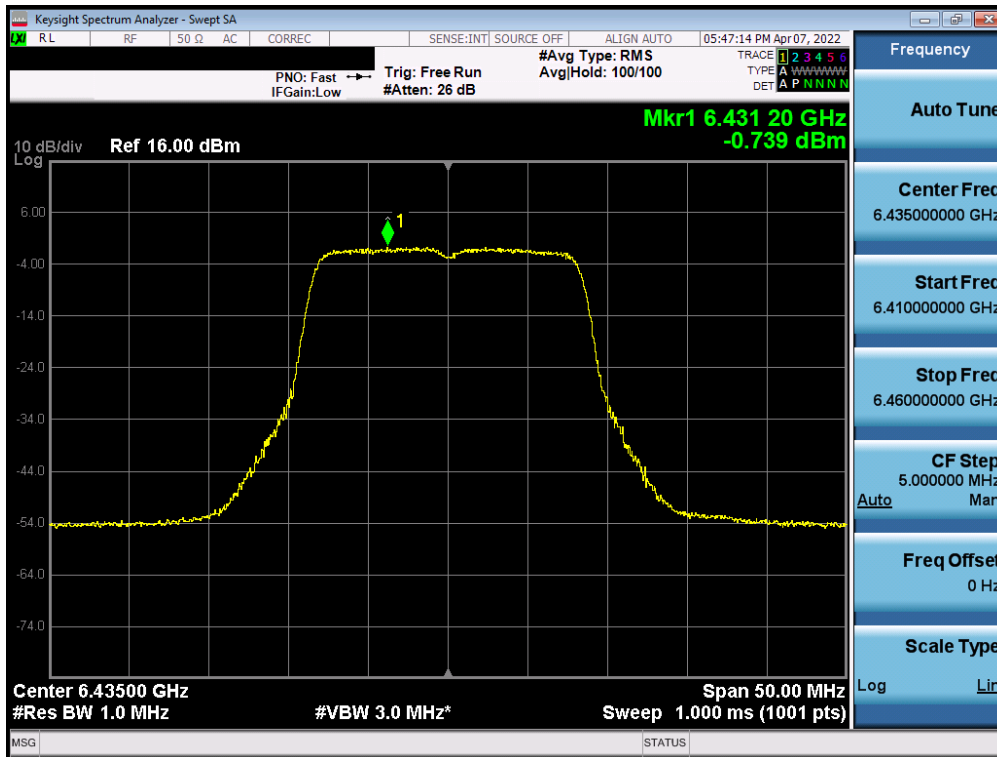




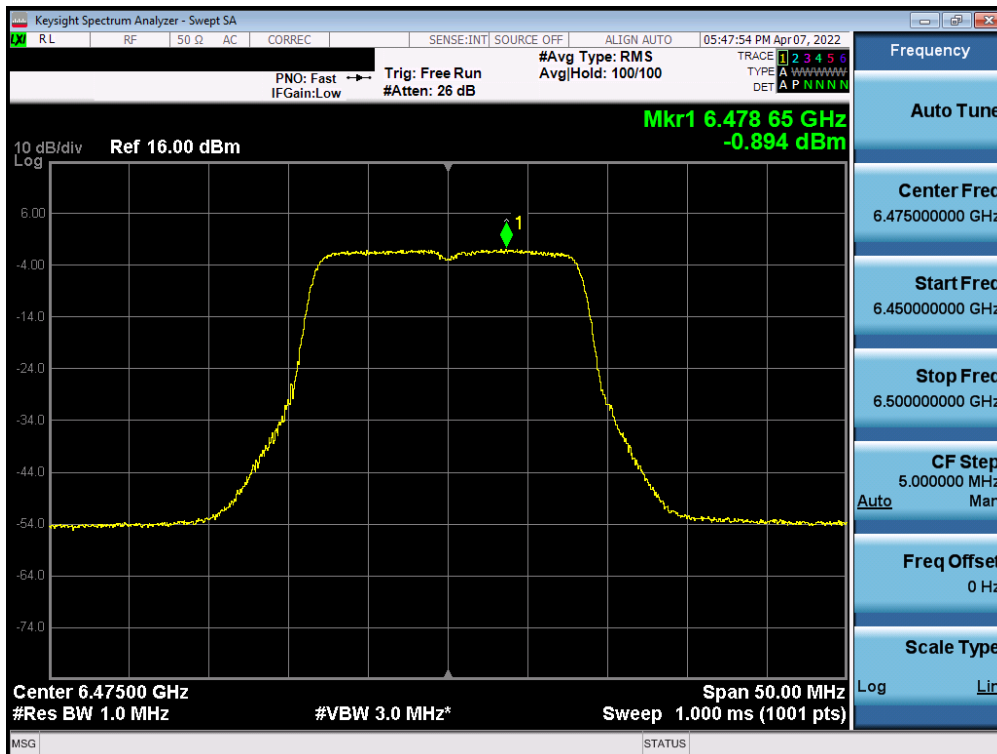
Plot 7-119. Power Spectral Density Measurement MIMO ANT1 (160MHz 802.11ax (UNII Band 5) – Ch. 79)

FCC ID: A3LSMF936B	MEASUREMENT REPORT (CERTIFICATION)		Approved by: Technical Manager
Test Report S/N: 1M2204110052-13.A3L	Test Dates: 4/1/2022 – 6/17/2022	EUT Type: Portable Handset	Page 83 of 237

## MIMO Antenna-1 Power Spectral Density Measurement - (UNII Band 6)



Plot 7-120. Power Spectral Density Measurement MIMO ANT1 (20MHz 802.11a (UNII Band 6) – Ch. 97)

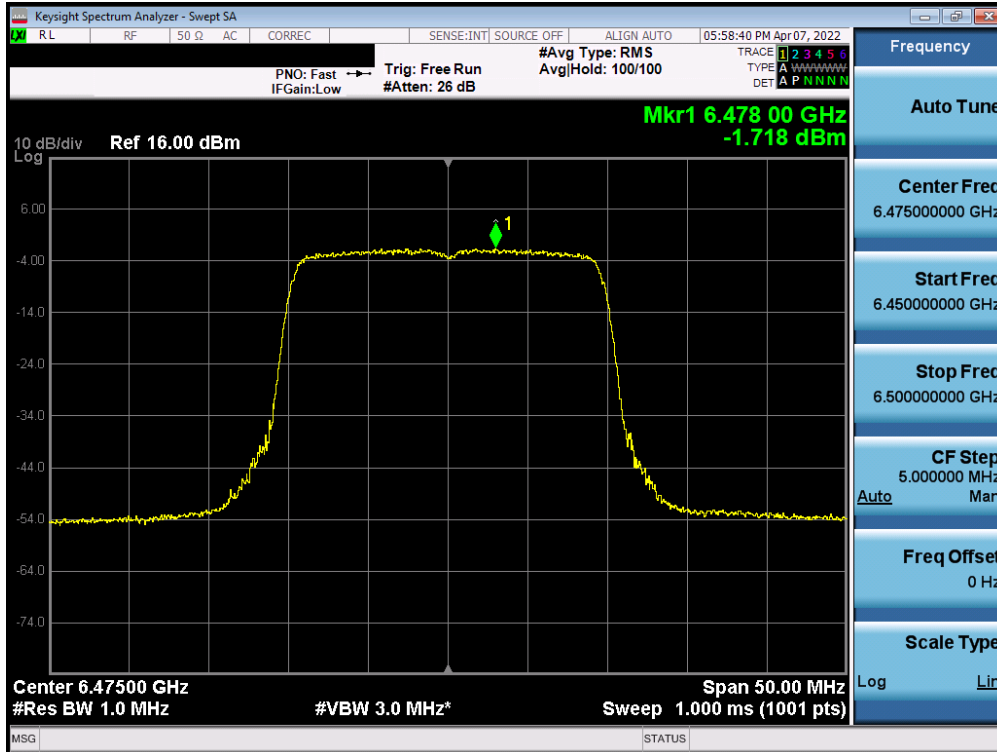


Plot 7-121. Power Spectral Density Measurement MIMO ANT1 (20MHz 802.11a (UNII Band 6) – Ch. 105)

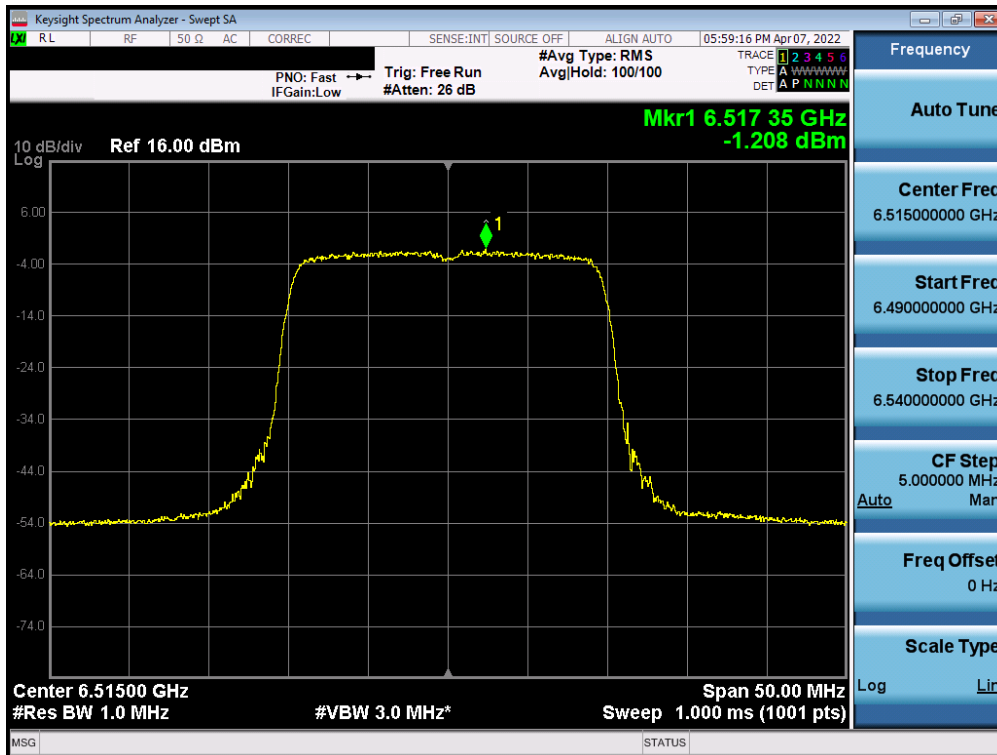
FCC ID: A3LSMF936B		MEASUREMENT REPORT (CERTIFICATION)		Approved by: Technical Manager
Test Report S/N: 1M2204110052-13.A3L	Test Dates: 4/1/2022 – 6/17/2022	EUT Type: Portable Handset		Page 84 of 237





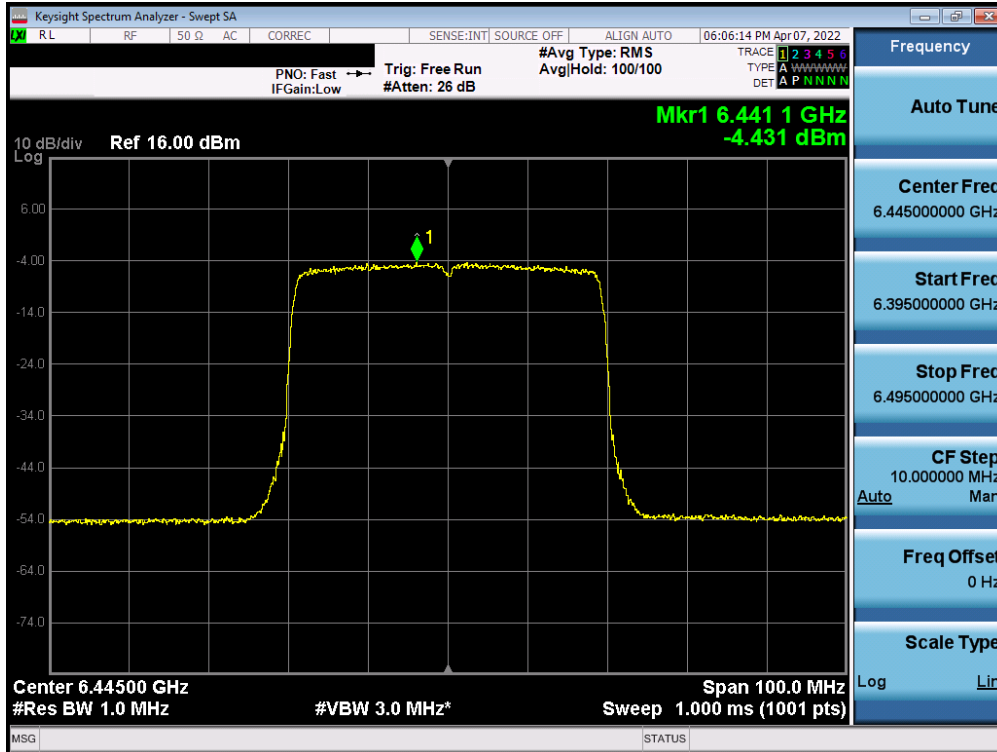


Plot 7-124. Power Spectral Density Measurement MIMO ANT1 (20MHz 802.11ax (UNII Band 6) – Ch. 105)

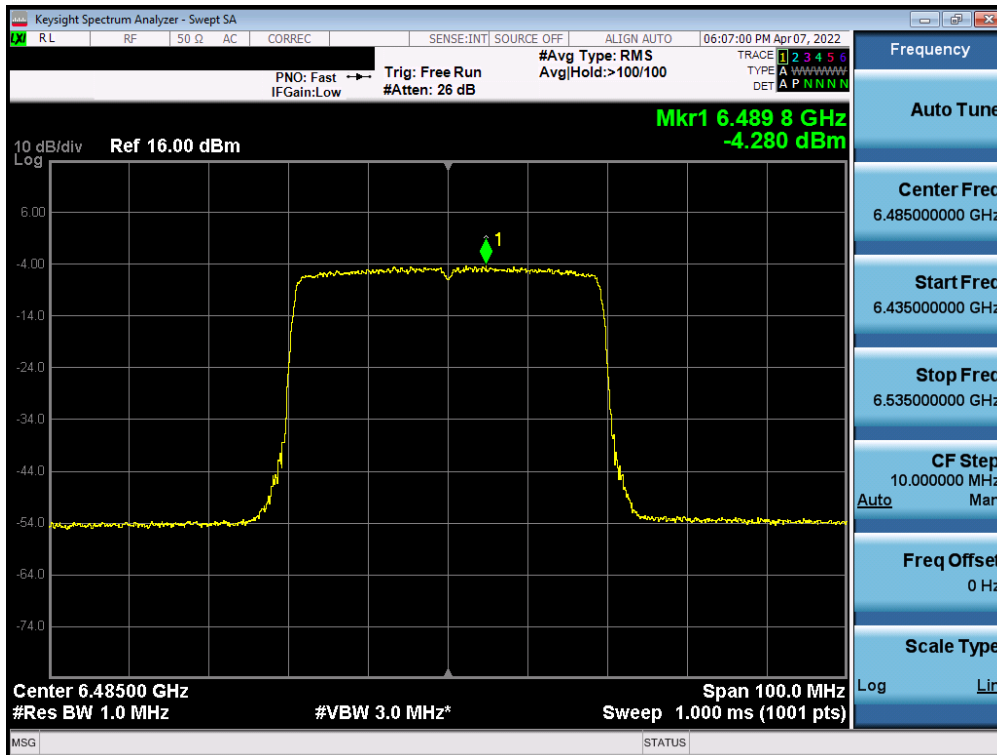


Plot 7-125. Power Spectral Density Measurement MIMO ANT1 (20MHz 802.11ax (UNII Band 6) – Ch. 113)

FCC ID: A3LSMF936B	MEASUREMENT REPORT (CERTIFICATION)		Approved by: Technical Manager
Test Report S/N: 1M2204110052-13.A3L	Test Dates: 4/1/2022 – 6/17/2022	EUT Type: Portable Handset	Page 86 of 237

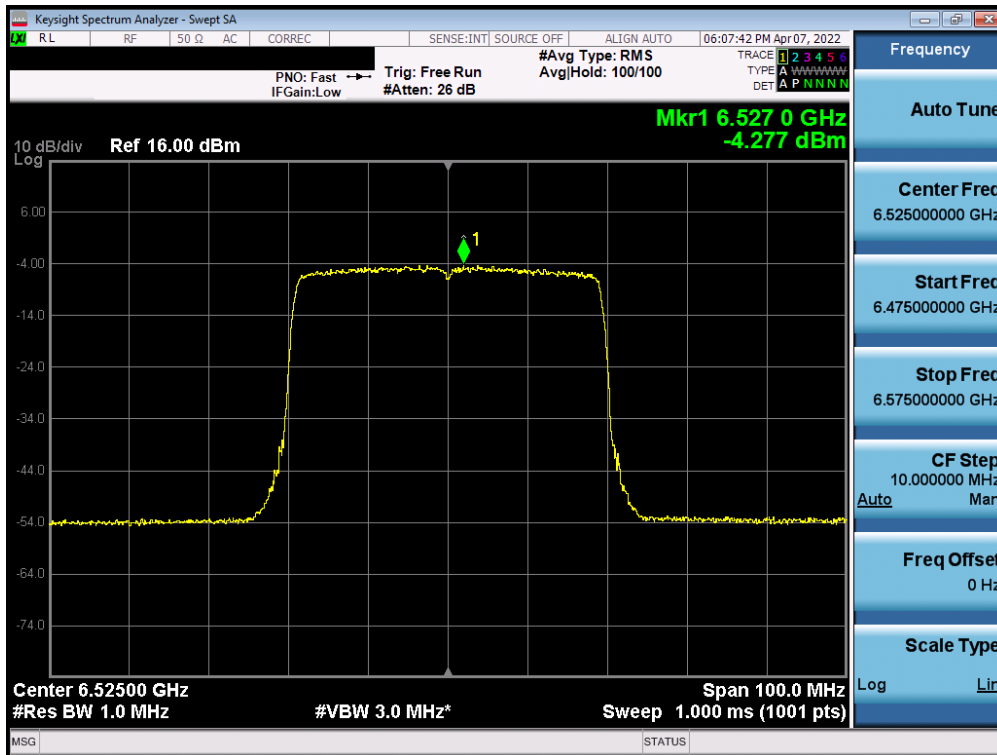


Plot 7-126. Power Spectral Density Measurement MIMO ANT1 (40MHz 802.11ax (UNII Band 6) – Ch. 99)

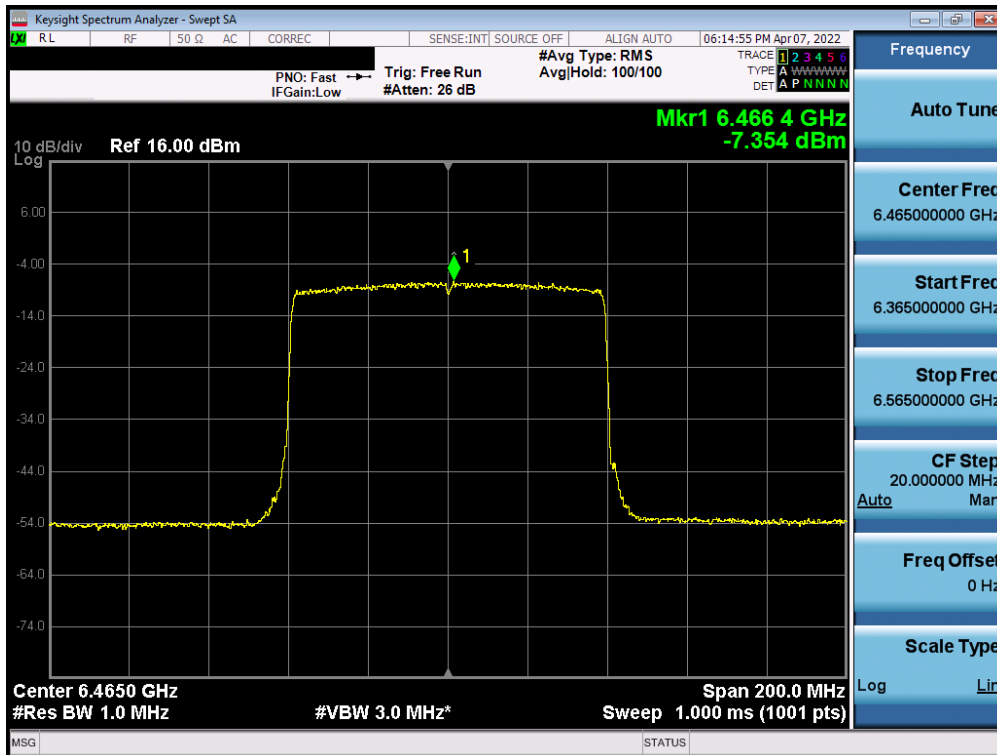


Plot 7-127. Power Spectral Density Measurement MIMO ANT1 (40MHz 802.11ax (UNII Band 6) – Ch. 107)

FCC ID: A3LSMF936B	MEASUREMENT REPORT (CERTIFICATION)		Approved by: Technical Manager
Test Report S/N: 1M2204110052-13.A3L	Test Dates: 4/1/2022 – 6/17/2022	EUT Type: Portable Handset	Page 87 of 237

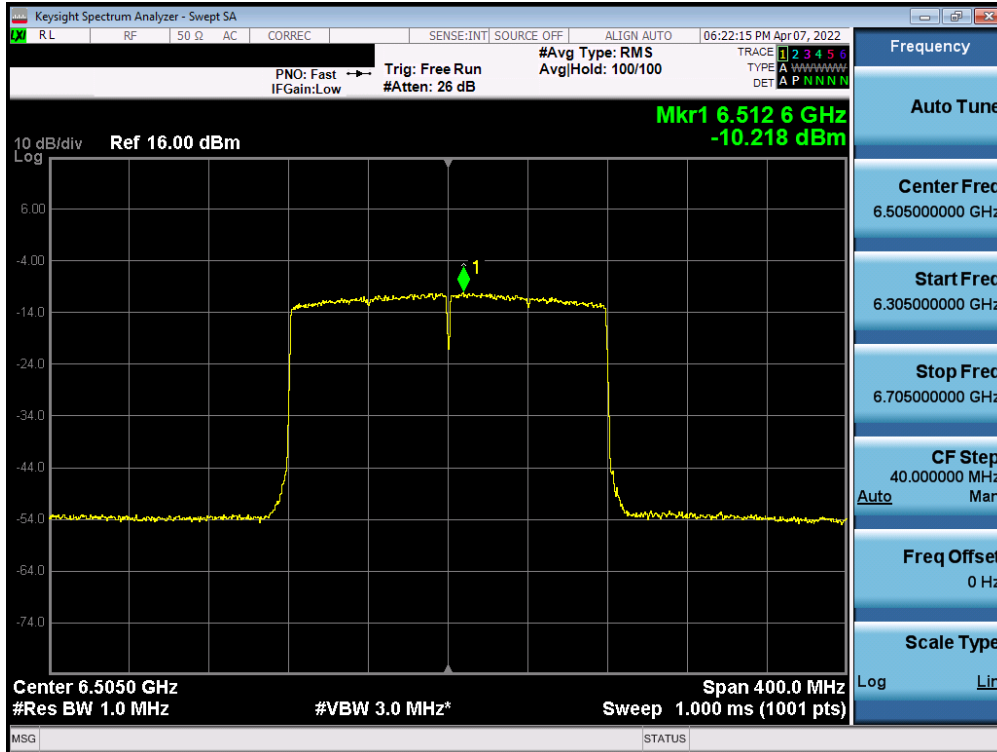


Plot 7-128. Power Spectral Density Measurement MIMO ANT1 (40MHz 802.11ax (UNII Band 6) – Ch. 115)



Plot 7-129. Power Spectral Density Measurement MIMO ANT1 (80MHz 802.11ax (UNII Band 6) – Ch. 103)

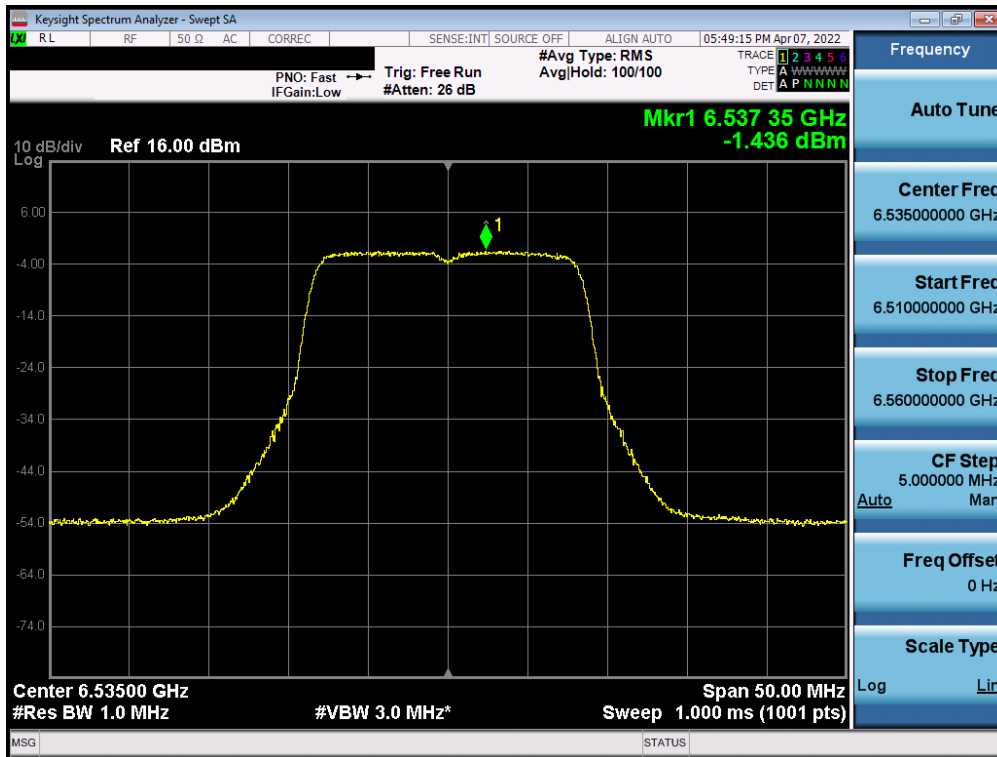
FCC ID: A3LSMF936B	MEASUREMENT REPORT (CERTIFICATION)		Approved by: Technical Manager
Test Report S/N: 1M2204110052-13.A3L	Test Dates: 4/1/2022 – 6/17/2022	EUT Type: Portable Handset	Page 88 of 237



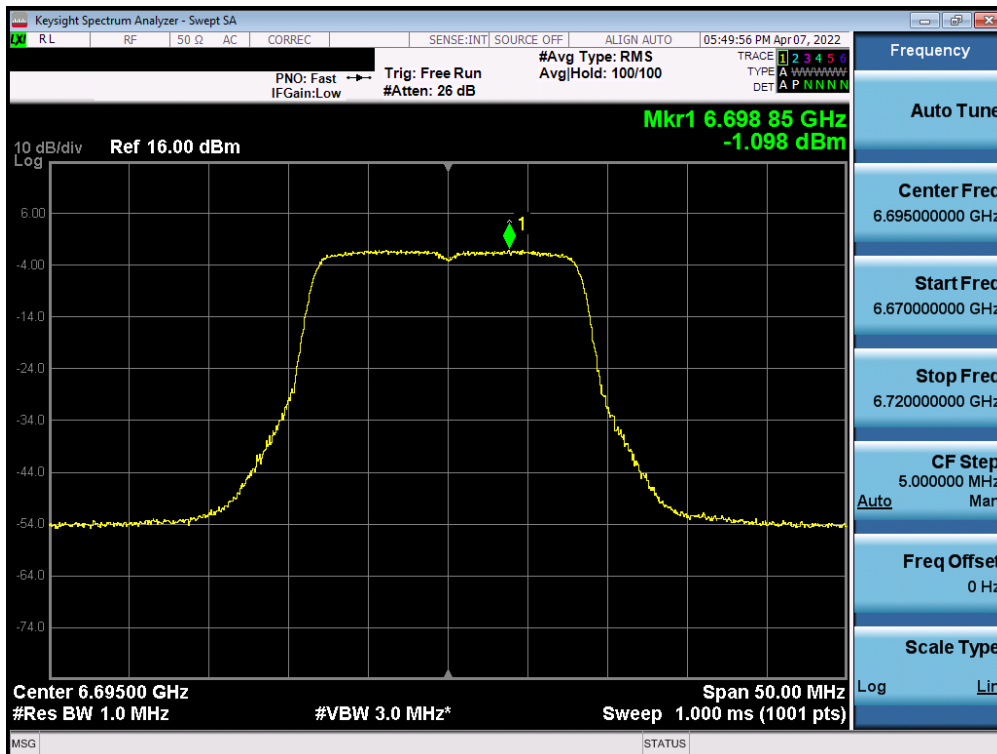
Plot 7-130. Power Spectral Density Measurement MIMO ANT1 (160MHz 802.11ax (UNII Band 6) – Ch. 111)

FCC ID: A3LSMF936B	MEASUREMENT REPORT (CERTIFICATION)		Approved by: Technical Manager
Test Report S/N: 1M2204110052-13.A3L	Test Dates: 4/1/2022 – 6/17/2022	EUT Type: Portable Handset	Page 89 of 237

## MIMO Antenna-1 Power Spectral Density Measurement - (UNII Band 7)



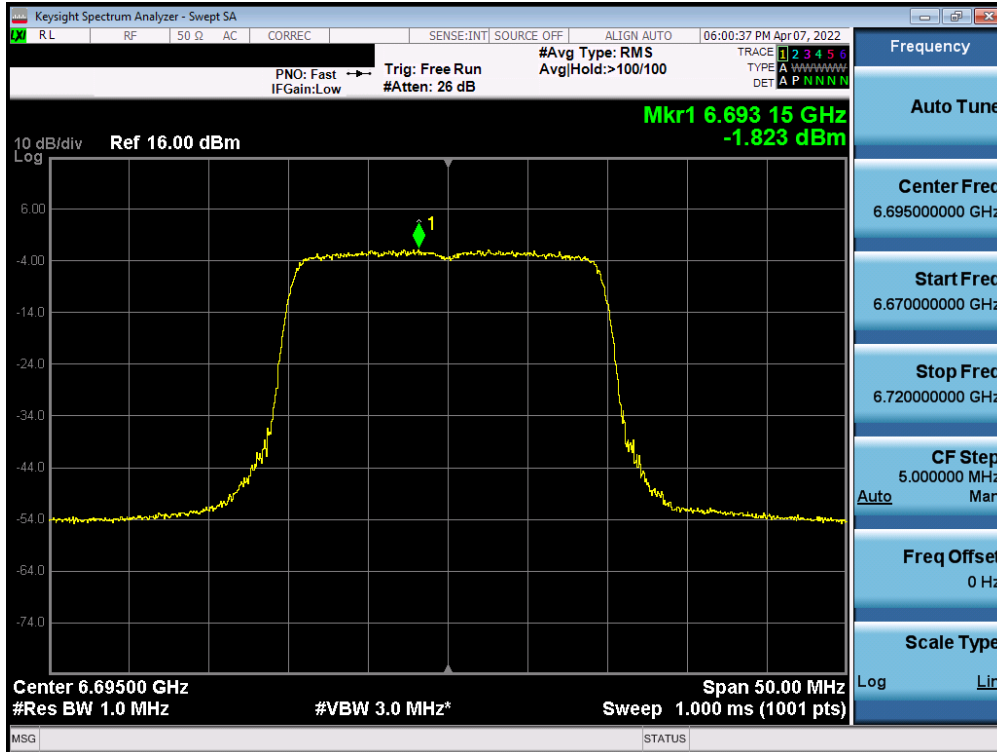
Plot 7-131. Power Spectral Density Measurement MIMO ANT1 (20MHz 802.11a (UNII Band 7) – Ch. 117)



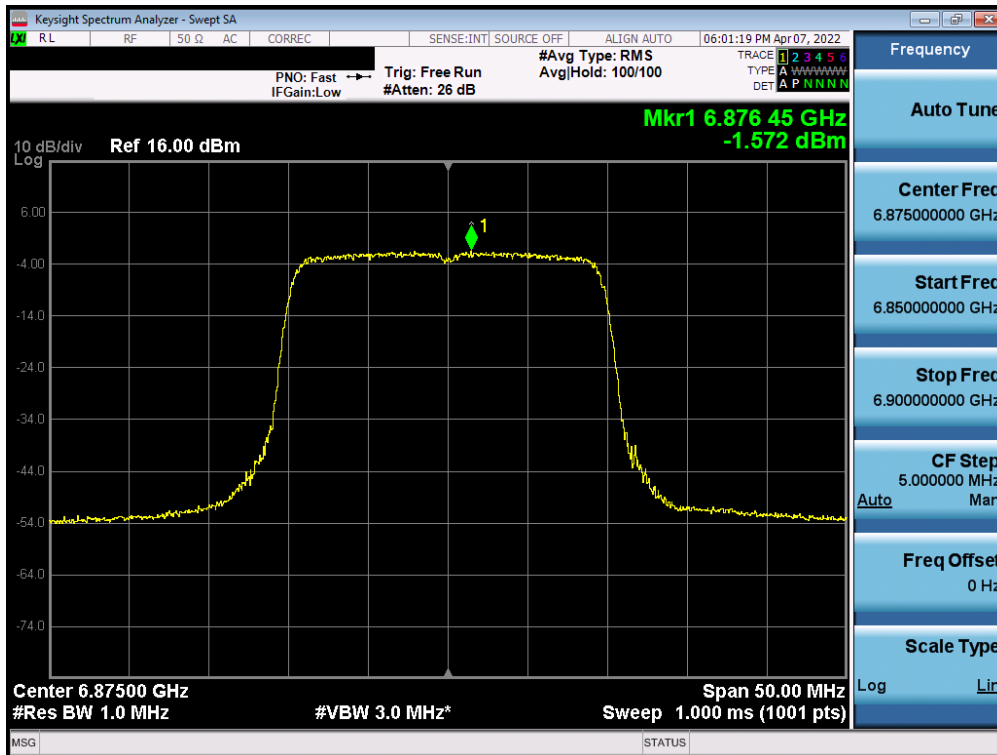
Plot 7-132. Power Spectral Density Measurement MIMO ANT1 (20MHz 802.11a (UNII Band 7) – Ch. 149)

FCC ID: A3LSMF936B		MEASUREMENT REPORT (CERTIFICATION)		Approved by: Technical Manager
Test Report S/N: 1M2204110052-13.A3L	Test Dates: 4/1/2022 – 6/17/2022	EUT Type: Portable Handset		Page 90 of 237





Plot 7-135. Power Spectral Density Measurement MIMO ANT1 (20MHz 802.11ax (UNII Band 7) – Ch. 149)



Plot 7-136. Power Spectral Density Measurement MIMO ANT1 (20MHz 802.11ax (UNII Band 7) – Ch. 185)

FCC ID: A3LSMF936B	MEASUREMENT REPORT (CERTIFICATION)		Approved by: Technical Manager
Test Report S/N: 1M2204110052-13.A3L	Test Dates: 4/1/2022 – 6/17/2022	EUT Type: Portable Handset	Page 92 of 237



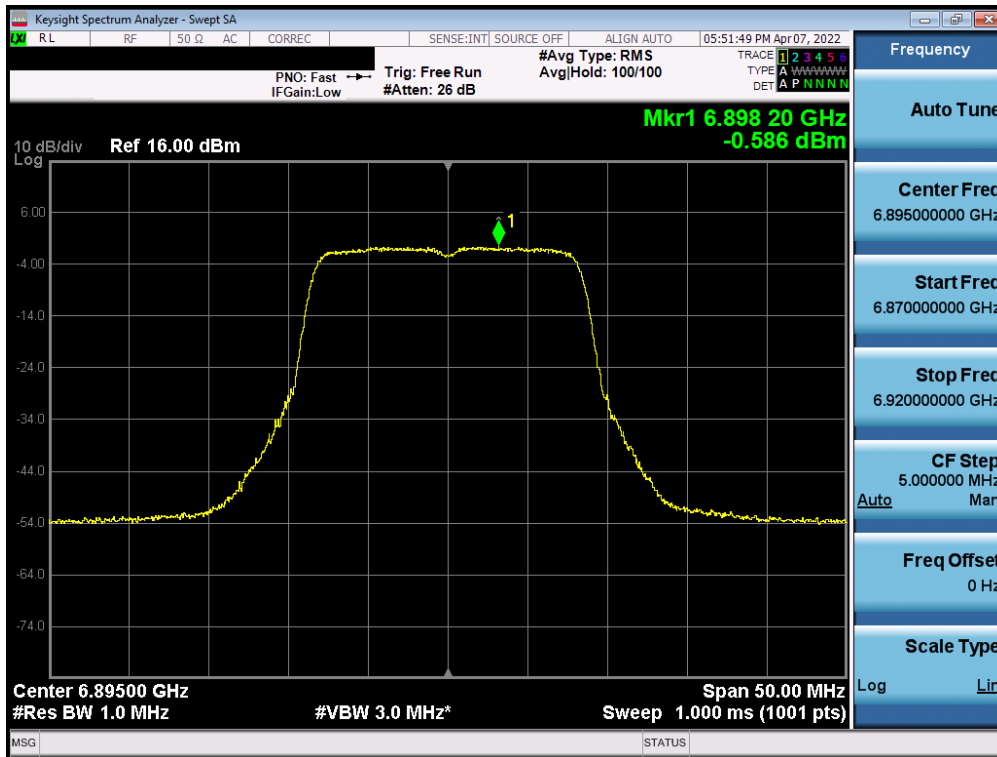




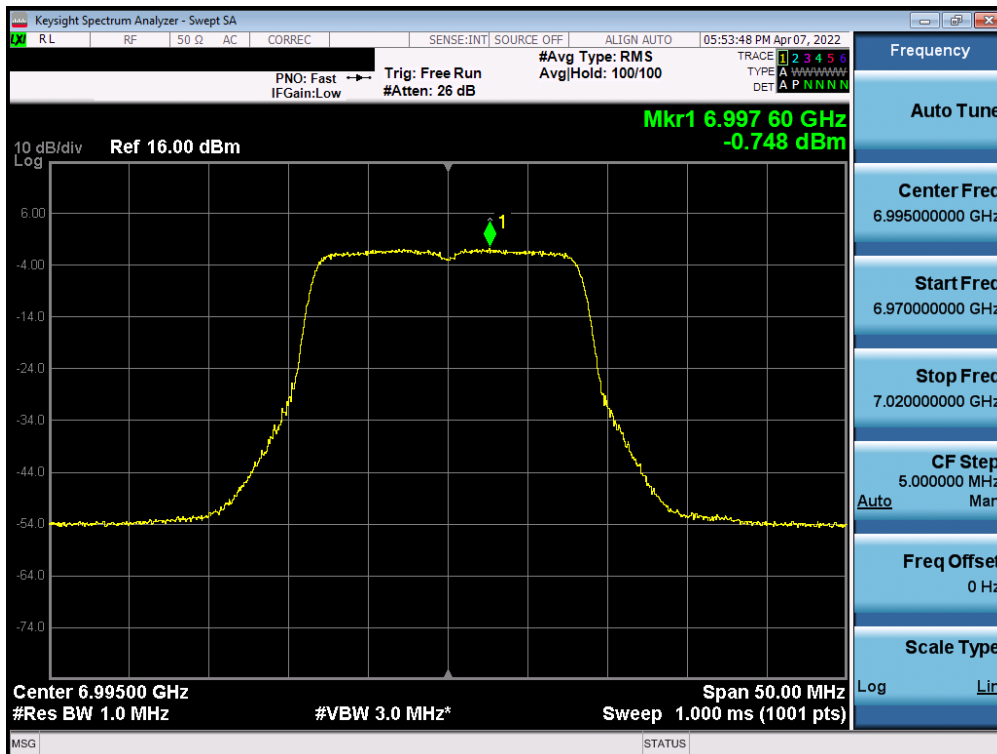




## MIMO Antenna-1 Power Spectral Density Measurement - (UNII Band 8)

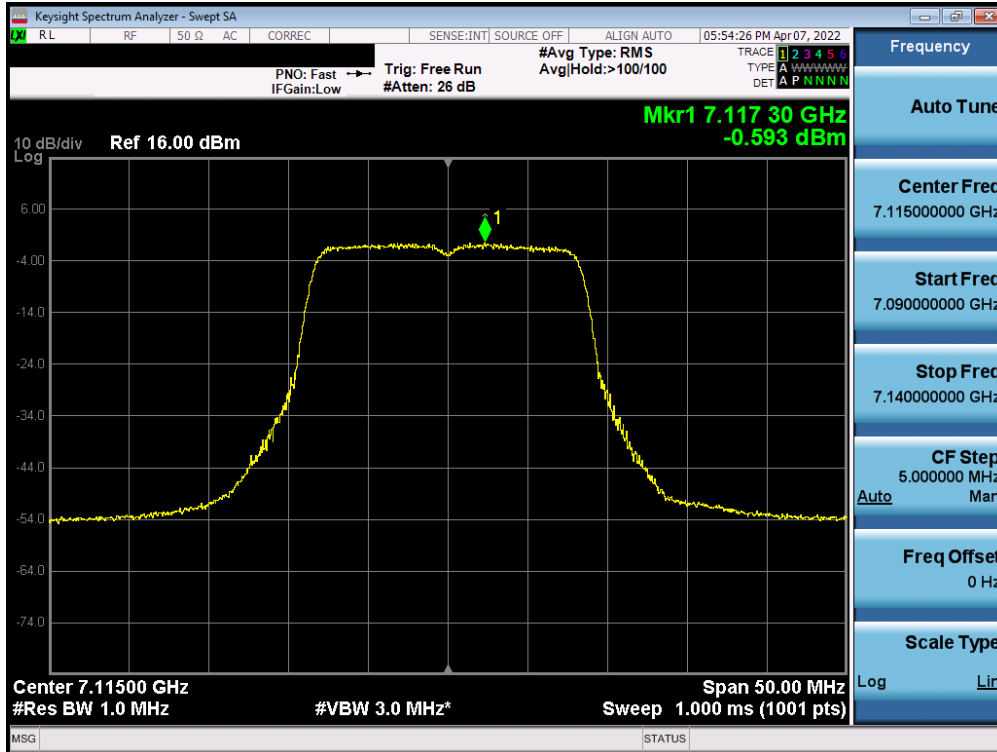


Plot 7-145. Power Spectral Density Measurement MIMO ANT1 (20MHz 802.11a (UNII Band 8) – Ch. 189)

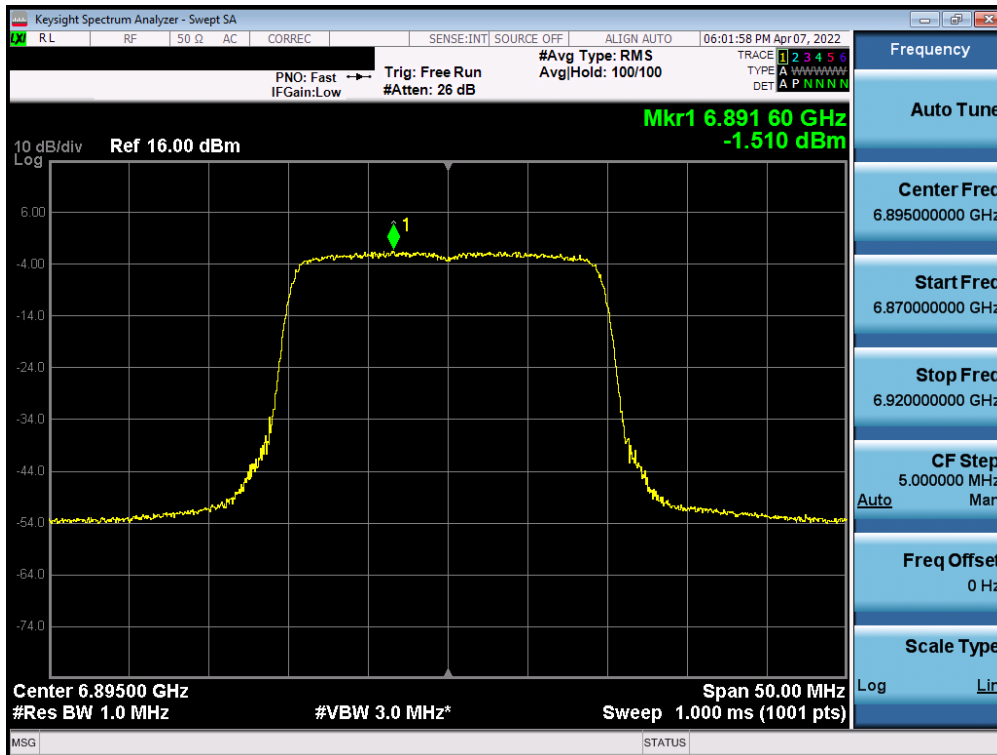


Plot 7-146. Power Spectral Density Measurement MIMO ANT1 (20MHz 802.11a (UNII Band 8) – Ch. 209)

FCC ID: A3LSMF936B		MEASUREMENT REPORT (CERTIFICATION)		Approved by: Technical Manager
Test Report S/N: 1M2204110052-13.A3L	Test Dates: 4/1/2022 – 6/17/2022	EUT Type: Portable Handset		Page 97 of 237



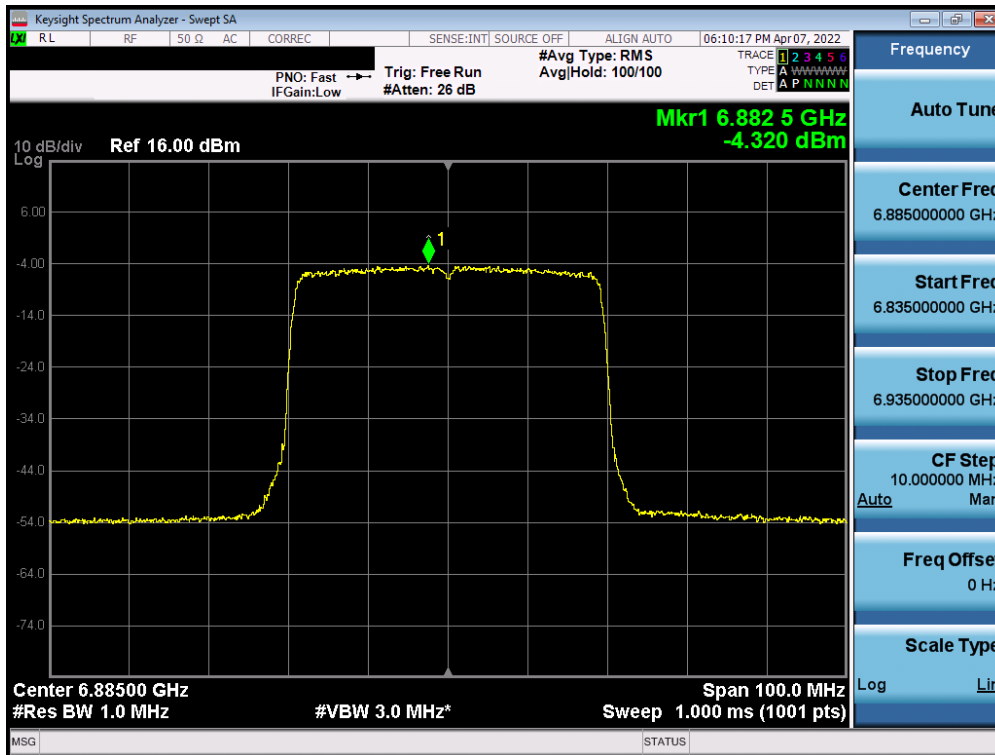
Plot 7-147. Power Spectral Density Measurement MIMO ANT1 (20MHz 802.11a (UNII Band 8) – Ch. 233)



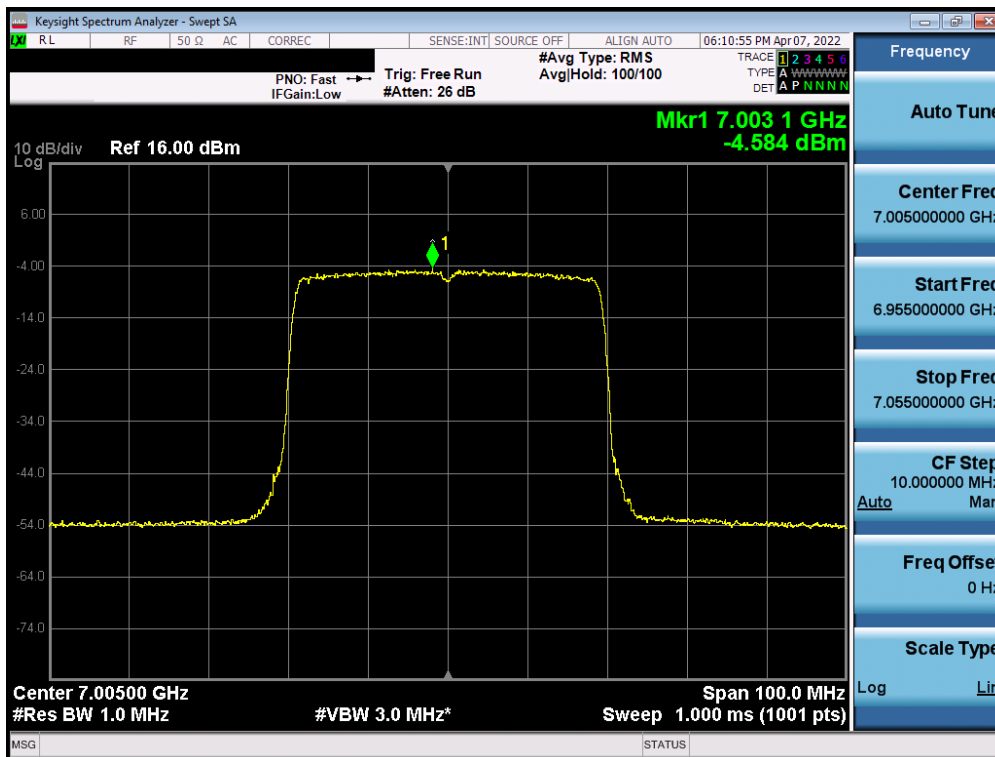
Plot 7-148. Power Spectral Density Measurement MIMO ANT1 (20MHz 802.11ax (UNII Band 8) – Ch. 189)

FCC ID: A3LSMF936B	MEASUREMENT REPORT (CERTIFICATION)		Approved by: Technical Manager
Test Report S/N: 1M2204110052-13.A3L	Test Dates: 4/1/2022 – 6/17/2022	EUT Type: Portable Handset	Page 98 of 237





Plot 7-151. Power Spectral Density Measurement MIMO ANT1 (40MHz 802.11ax (UNII Band 8) – Ch. 187)

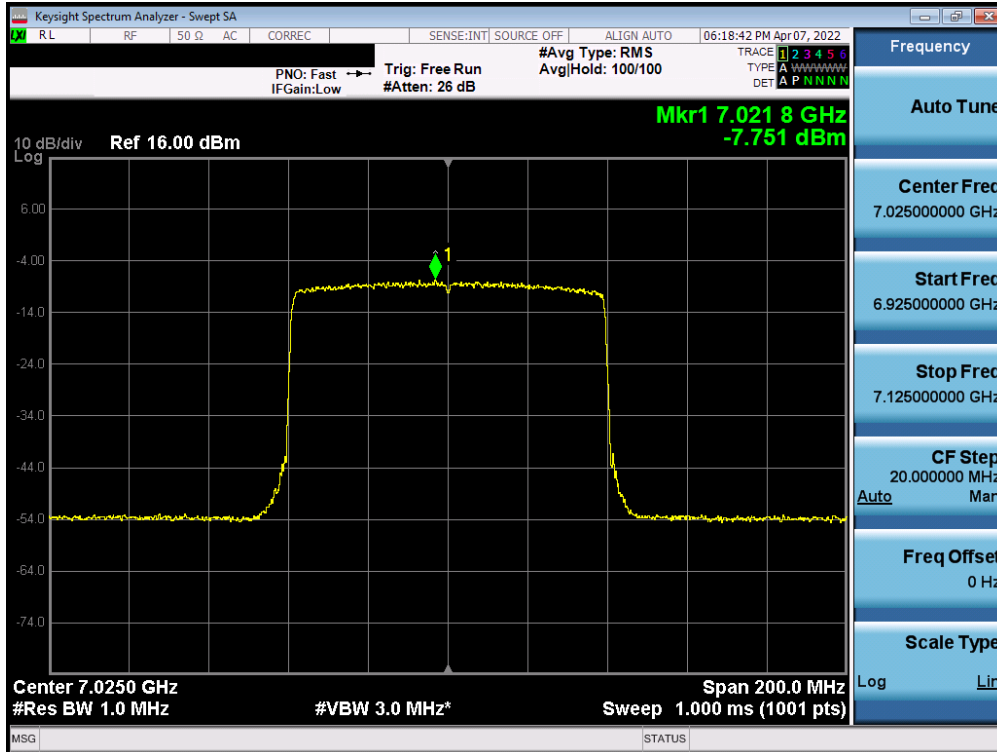


Plot 7-152. Power Spectral Density Measurement MIMO ANT1 (40MHz 802.11ax (UNII Band 8) – Ch. 211)

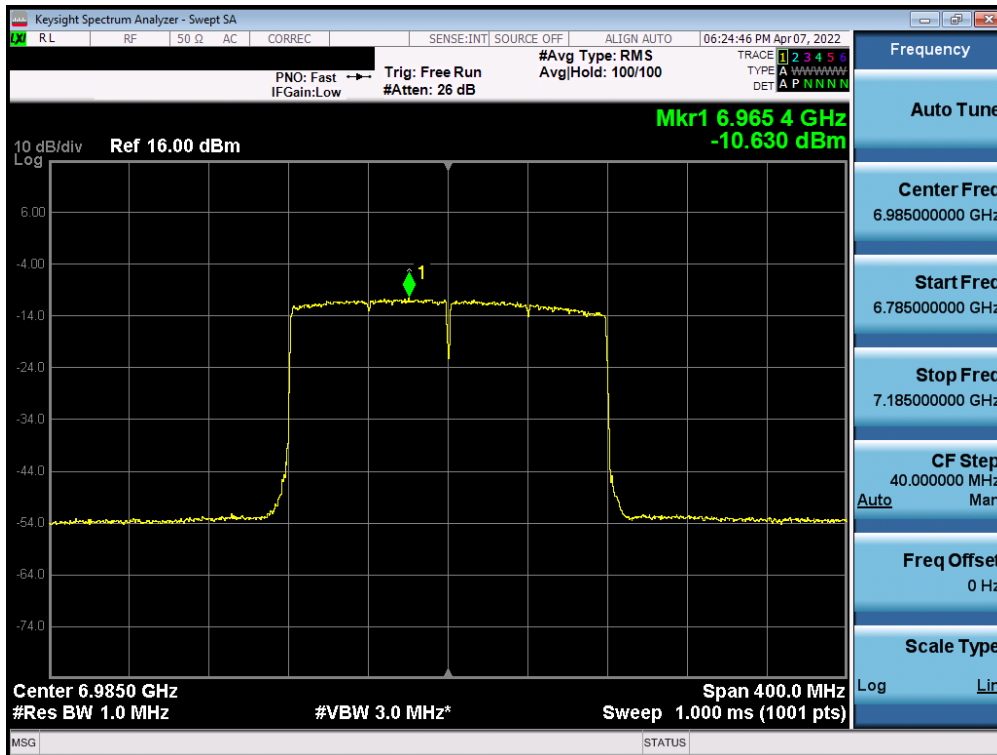
FCC ID: A3LSMF936B	MEASUREMENT REPORT (CERTIFICATION)		Approved by: Technical Manager
Test Report S/N: 1M2204110052-13.A3L	Test Dates: 4/1/2022 – 6/17/2022	EUT Type: Portable Handset	Page 100 of 237







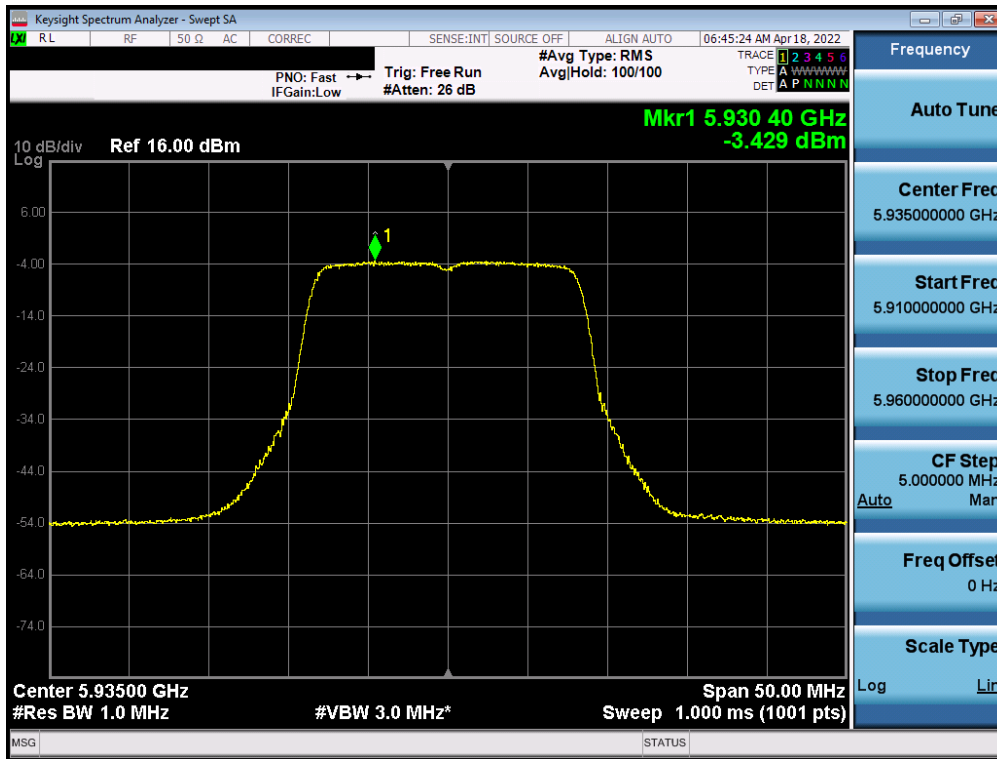
Plot 7-155. Power Spectral Density Measurement MIMO ANT1 (80MHz 802.11ax (UNII Band 8) – Ch. 215)



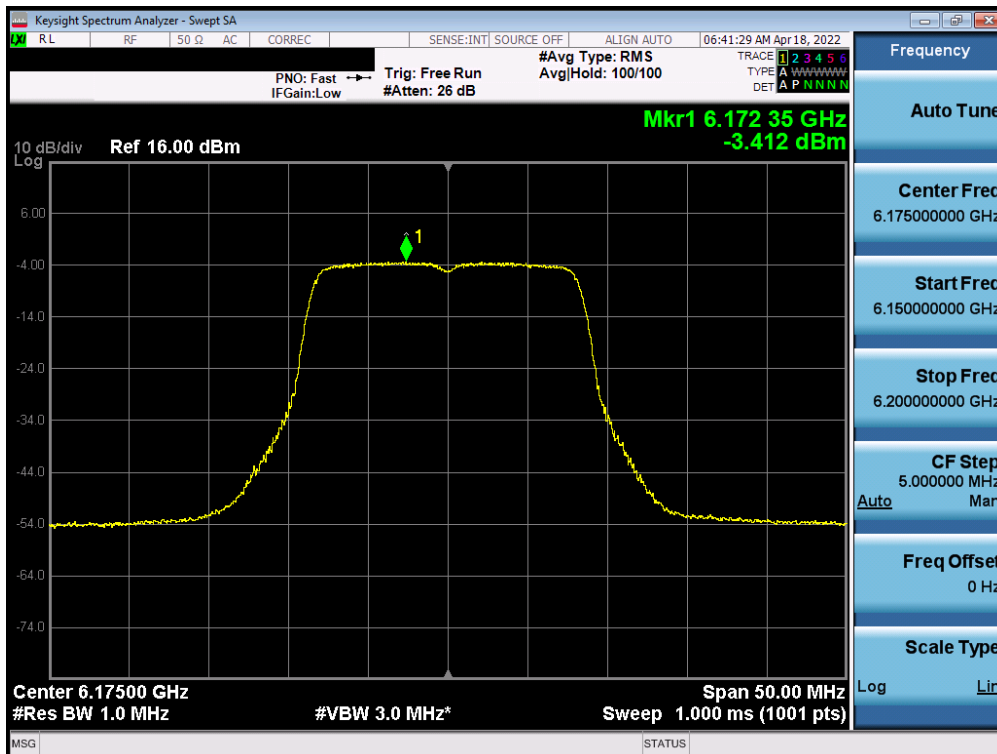
Plot 7-156. Power Spectral Density Measurement MIMO ANT1 (160MHz 802.11ax (UNII Band 8) – Ch. 207)

FCC ID: A3LSMF936B	MEASUREMENT REPORT (CERTIFICATION)		Approved by: Technical Manager
Test Report S/N: 1M2204110052-13.A3L	Test Dates: 4/1/2022 – 6/17/2022	EUT Type: Portable Handset	Page 102 of 237

## MIMO Antenna-2 Power Spectral Density Measurement - (UNII Band 5)



Plot 7-157. Power Spectral Density Measurement MIMO ANT2 (20MHz 802.11a (UNII Band 5) – Ch. 1)



Plot 7-158. Power Spectral Density Measurement MIMO ANT2 (20MHz 802.11a (UNII Band 5) – Ch. 45)

FCC ID: A3LSMF936B	MEASUREMENT REPORT (CERTIFICATION)		Approved by: Technical Manager
Test Report S/N: 1M2204110052-13.A3L	Test Dates: 4/1/2022 – 6/17/2022	EUT Type: Portable Handset	Page 103 of 237





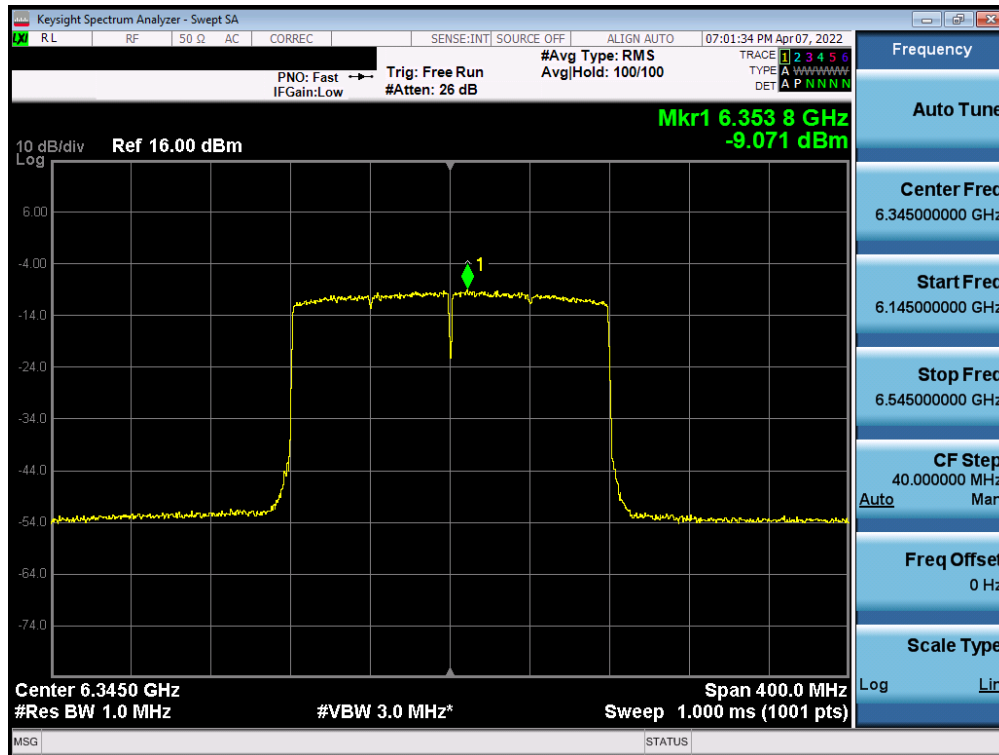








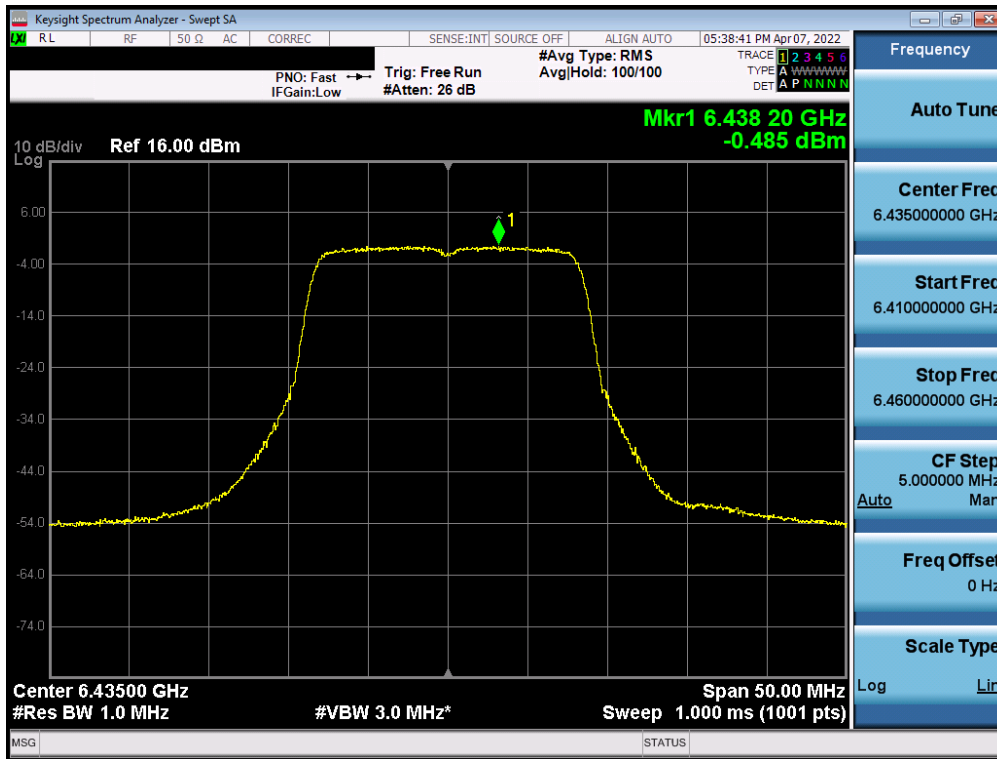




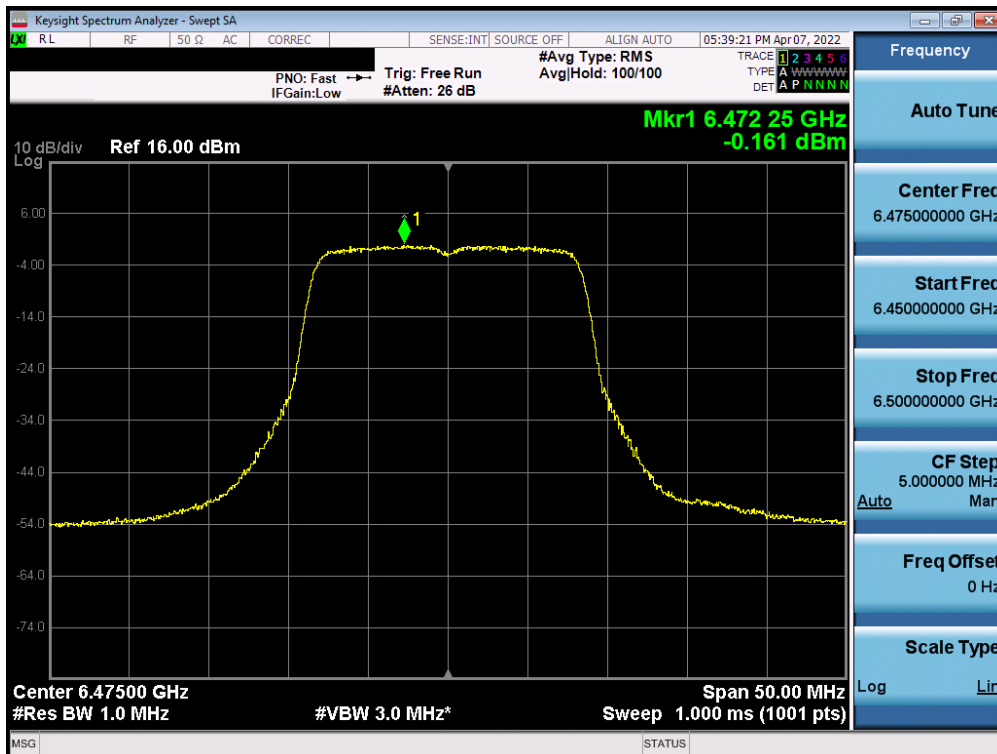
Plot 7-171. Power Spectral Density Measurement MIMO ANT2 (160MHz 802.11ax (UNII Band 5) – Ch. 79)

FCC ID: A3LSMF936B	MEASUREMENT REPORT (CERTIFICATION)		Approved by: Technical Manager
Test Report S/N: 1M2204110052-13.A3L	Test Dates: 4/1/2022 – 6/17/2022	EUT Type: Portable Handset	Page 110 of 237

## MIMO Antenna-2 Power Spectral Density Measurement - (UNII Band 6)

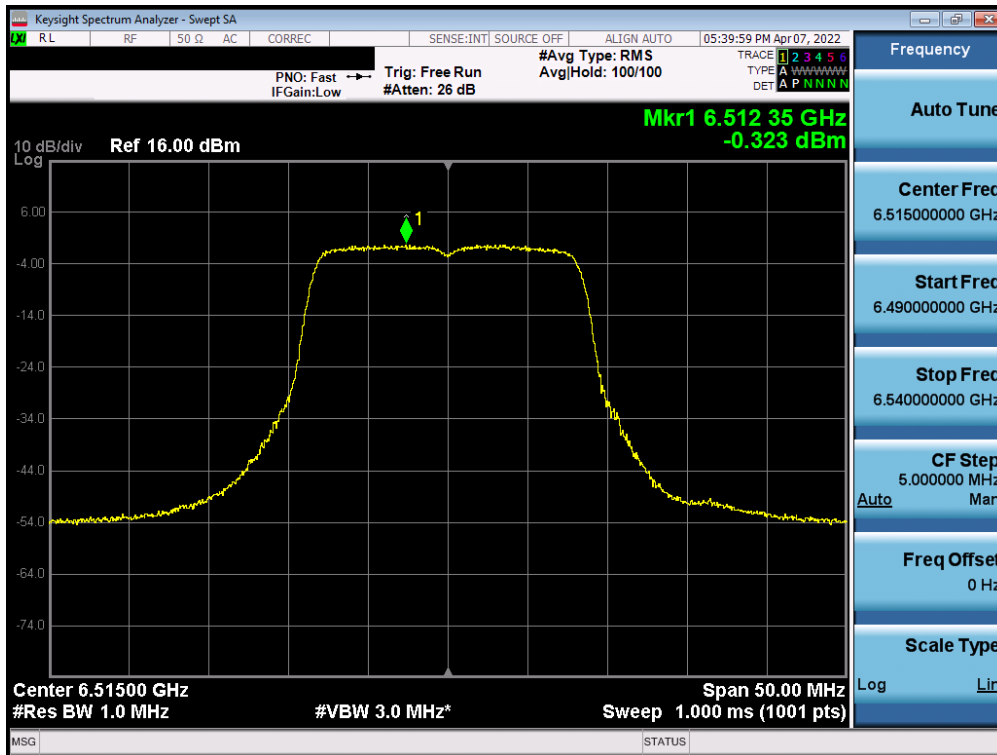


Plot 7-172. Power Spectral Density Measurement MIMO ANT2 (20MHz 802.11a (UNII Band 6) – Ch. 97)

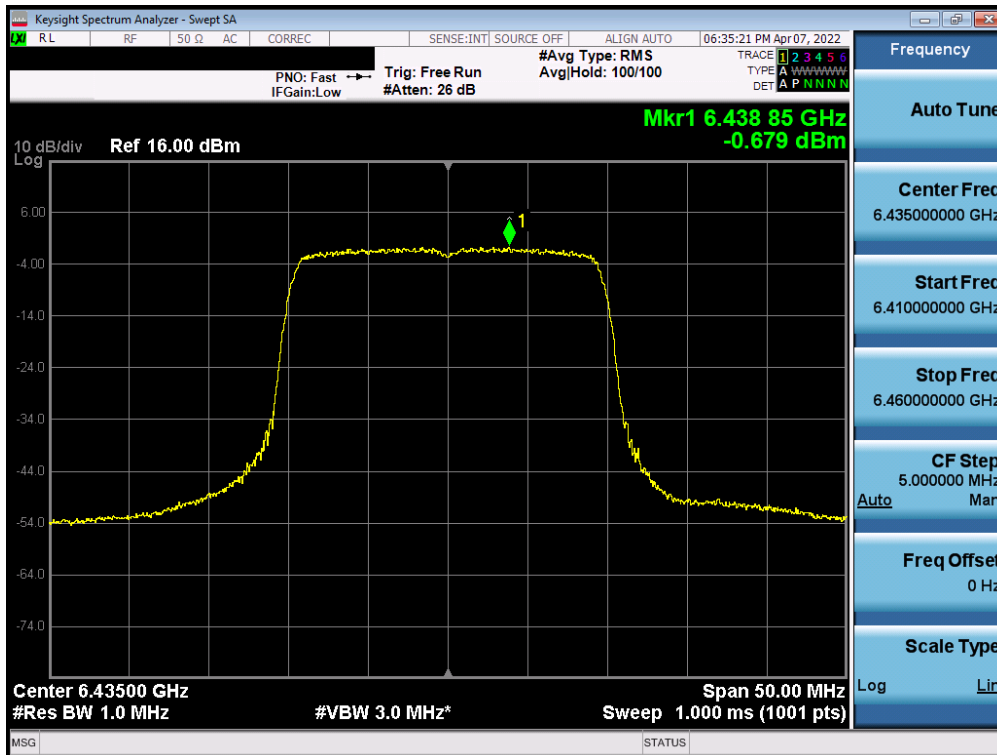


Plot 7-173. Power Spectral Density Measurement MIMO ANT2 (20MHz 802.11a (UNII Band 6) – Ch. 105)

FCC ID: A3LSMF936B	MEASUREMENT REPORT (CERTIFICATION)		Approved by: Technical Manager
Test Report S/N: 1M2204110052-13.A3L	Test Dates: 4/1/2022 – 6/17/2022	EUT Type: Portable Handset	Page 111 of 237



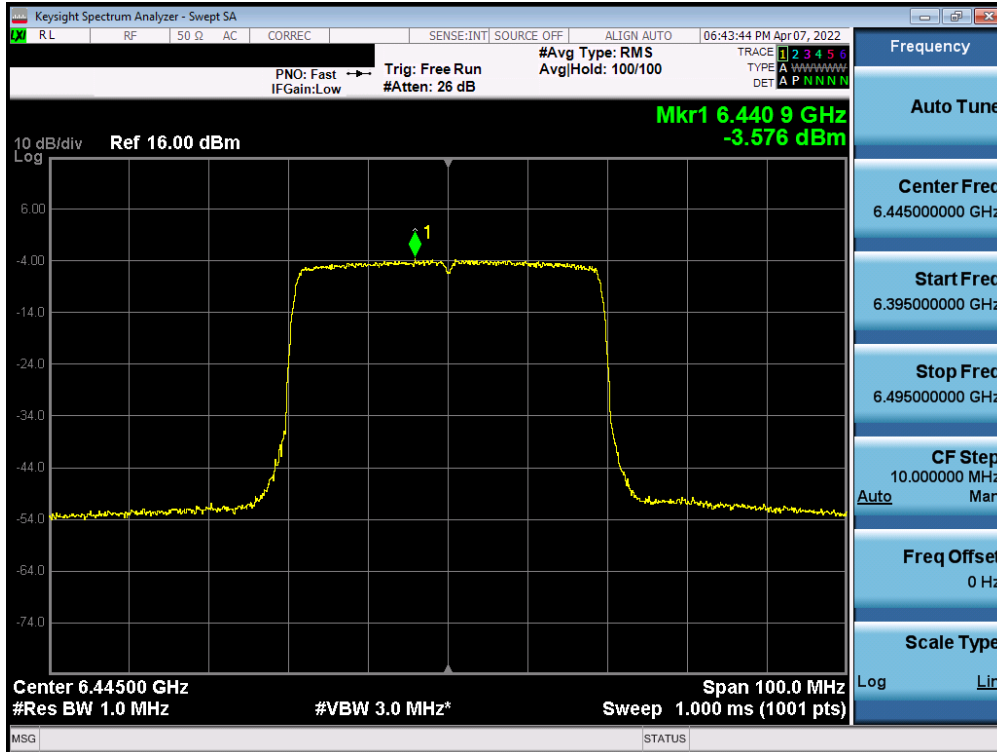
Plot 7-174. Power Spectral Density Measurement MIMO ANT2 (20MHz 802.11a (UNII Band 6) – Ch. 113)



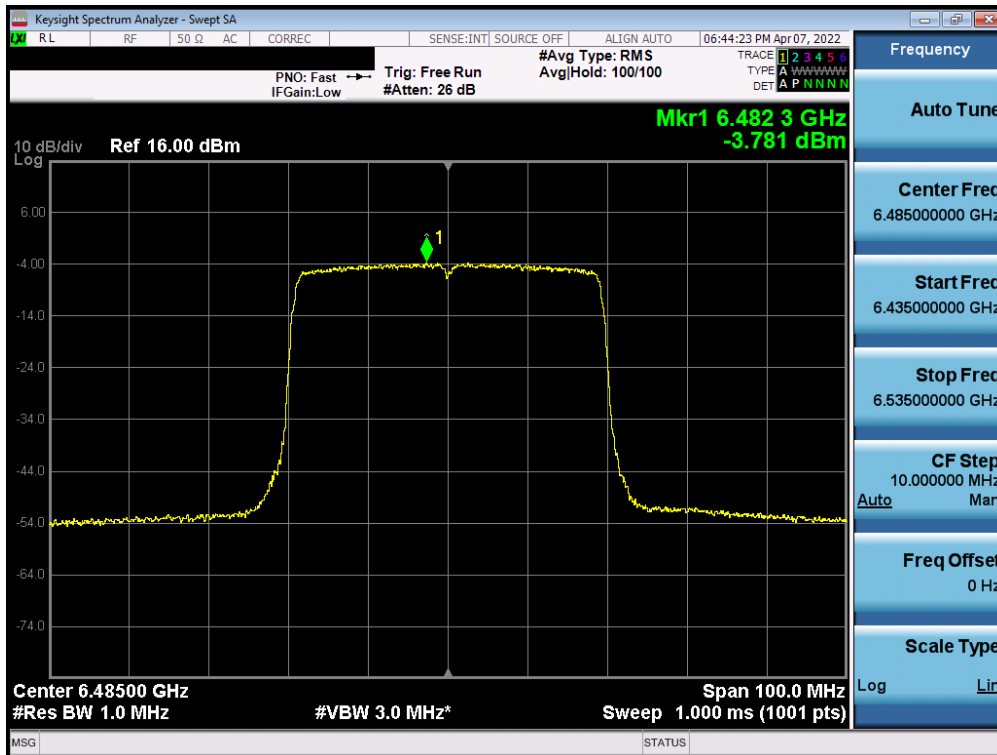
Plot 7-175. Power Spectral Density Measurement MIMO ANT2 (20MHz 802.11ax (UNII Band 6) – Ch. 97)

FCC ID: A3LSMF936B	MEASUREMENT REPORT (CERTIFICATION)		Approved by: Technical Manager
Test Report S/N: 1M2204110052-13.A3L	Test Dates: 4/1/2022 – 6/17/2022	EUT Type: Portable Handset	Page 112 of 237





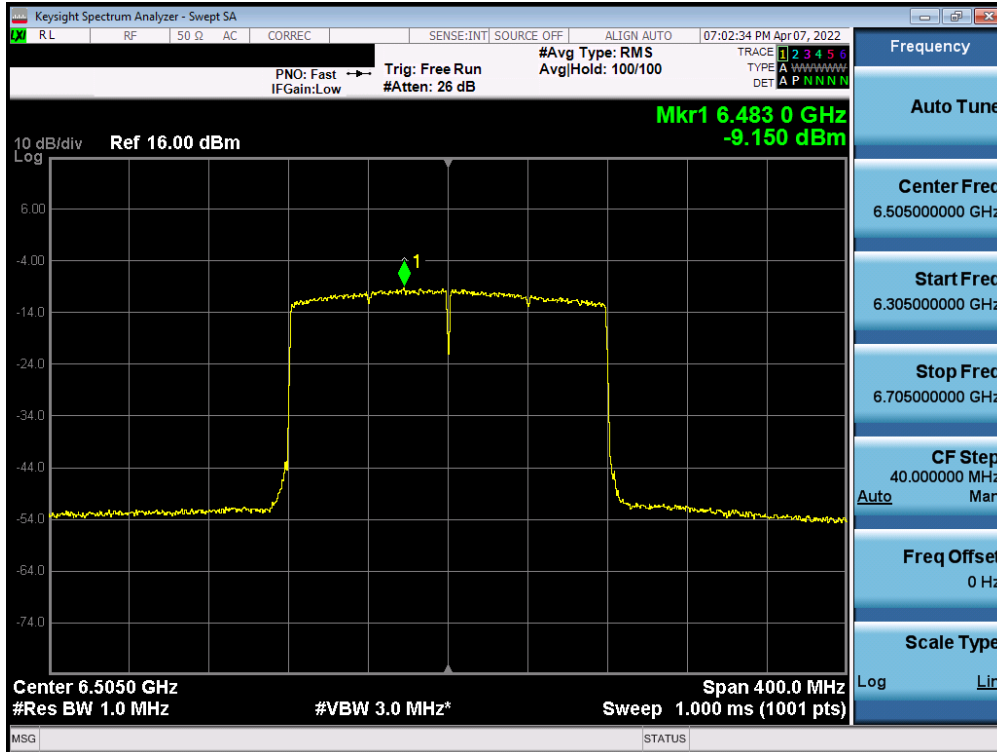
Plot 7-178. Power Spectral Density Measurement MIMO ANT2 (40MHz 802.11ax (UNII Band 6) – Ch. 99)



Plot 7-179. Power Spectral Density Measurement MIMO ANT2 (40MHz 802.11ax (UNII Band 6) – Ch. 107)

FCC ID: A3LSMF936B	MEASUREMENT REPORT (CERTIFICATION)		Approved by: Technical Manager
Test Report S/N: 1M2204110052-13.A3L	Test Dates: 4/1/2022 – 6/17/2022	EUT Type: Portable Handset	Page 114 of 237

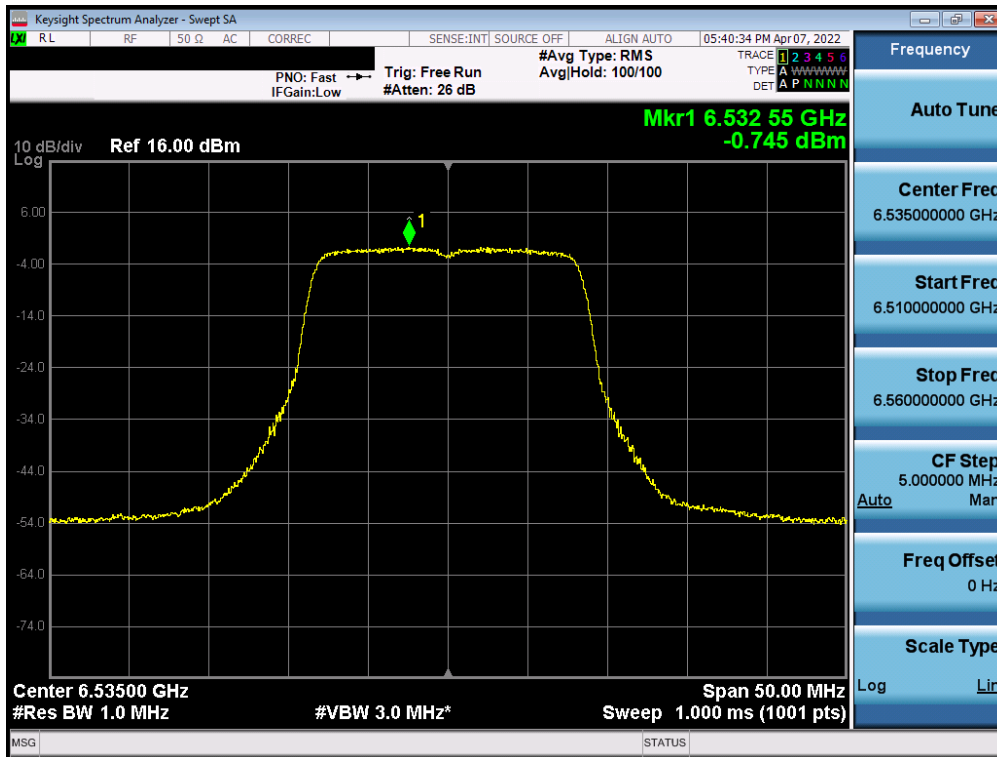




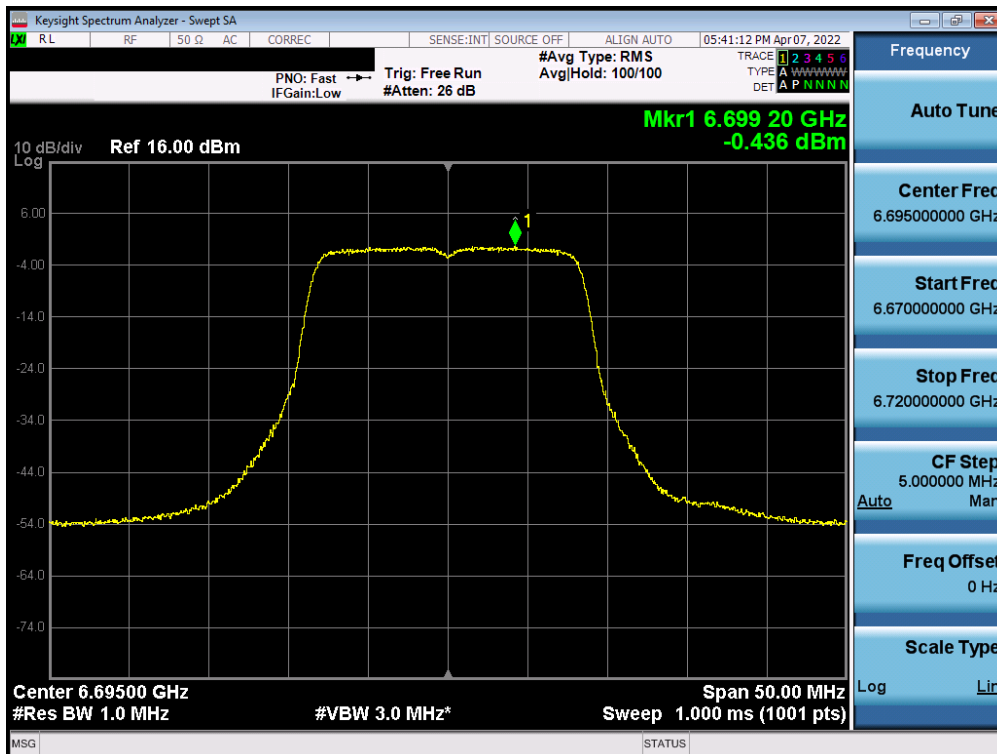
Plot 7-182. Power Spectral Density Measurement MIMO ANT2 (160MHz 802.11ax (UNII Band 6) – Ch. 111)

FCC ID: A3LSMF936B	MEASUREMENT REPORT (CERTIFICATION)		Approved by: Technical Manager
Test Report S/N: 1M2204110052-13.A3L	Test Dates: 4/1/2022 – 6/17/2022	EUT Type: Portable Handset	Page 116 of 237

## MIMO Antenna-2 Power Spectral Density Measurement - (UNII Band 7)



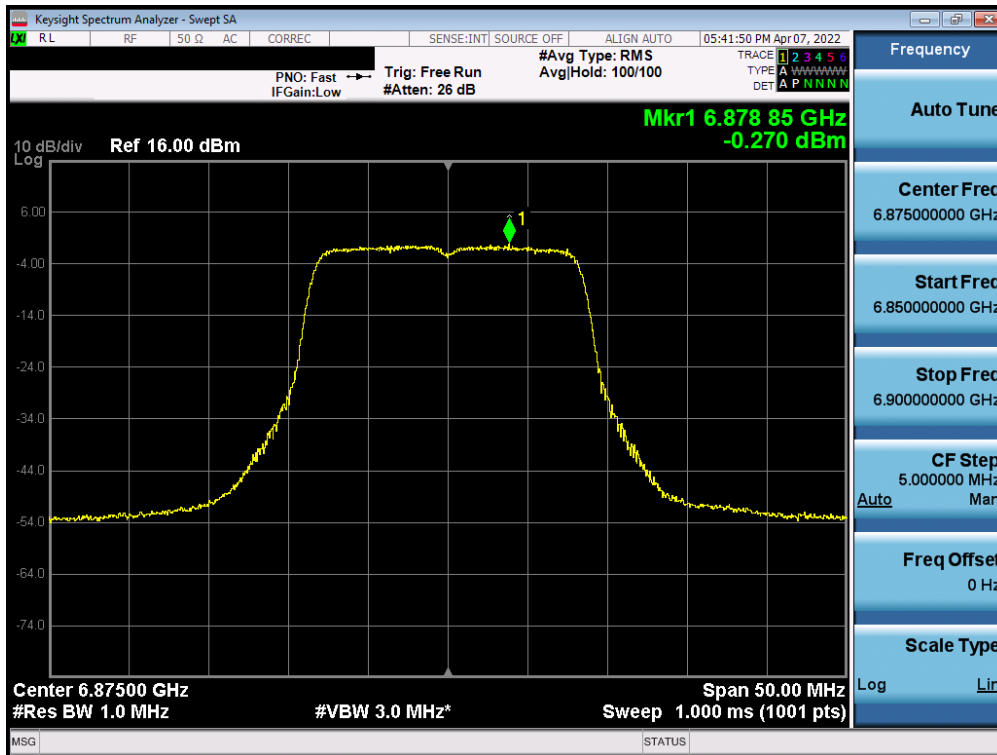
Plot 7-183. Power Spectral Density Measurement MIMO ANT2 (20MHz 802.11a (UNII Band 7) – Ch. 117)



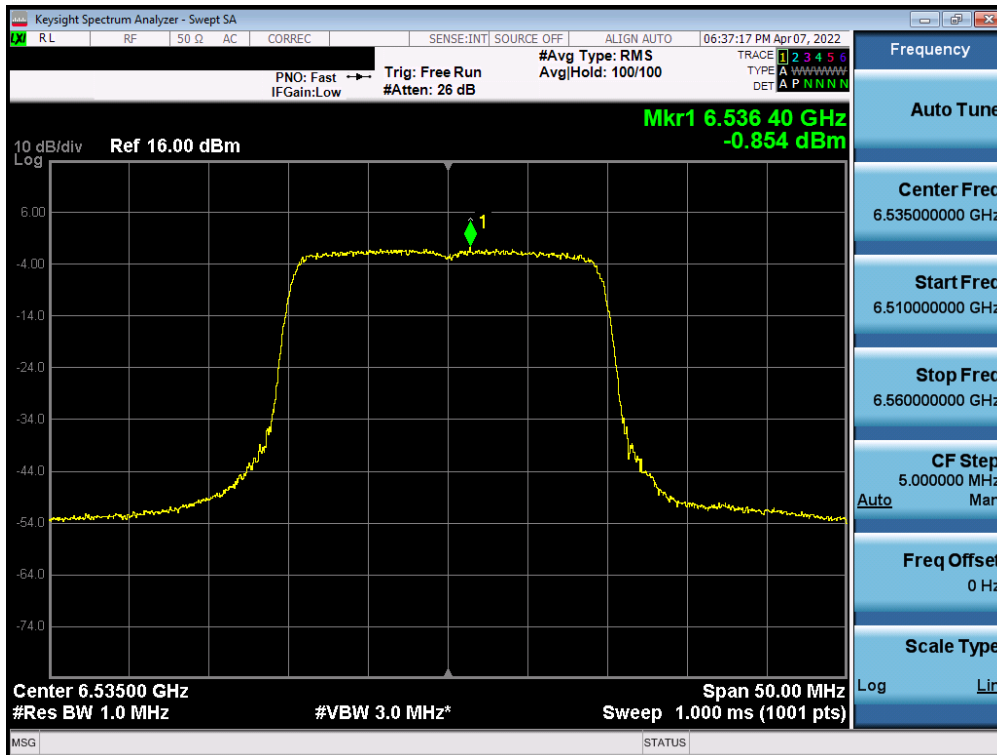
Plot 7-184. Power Spectral Density Measurement MIMO ANT2 (20MHz 802.11a (UNII Band 7) – Ch. 149)

FCC ID: A3LSMF936B	MEASUREMENT REPORT (CERTIFICATION)		Approved by: Technical Manager
Test Report S/N: 1M2204110052-13.A3L	Test Dates: 4/1/2022 – 6/17/2022	EUT Type: Portable Handset	Page 117 of 237





Plot 7-185. Power Spectral Density Measurement MIMO ANT2 (20MHz 802.11a (UNII Band 7) – Ch. 185)



Plot 7-186. Power Spectral Density Measurement MIMO ANT2 (20MHz 802.11ax (UNII Band 7) – Ch. 117)

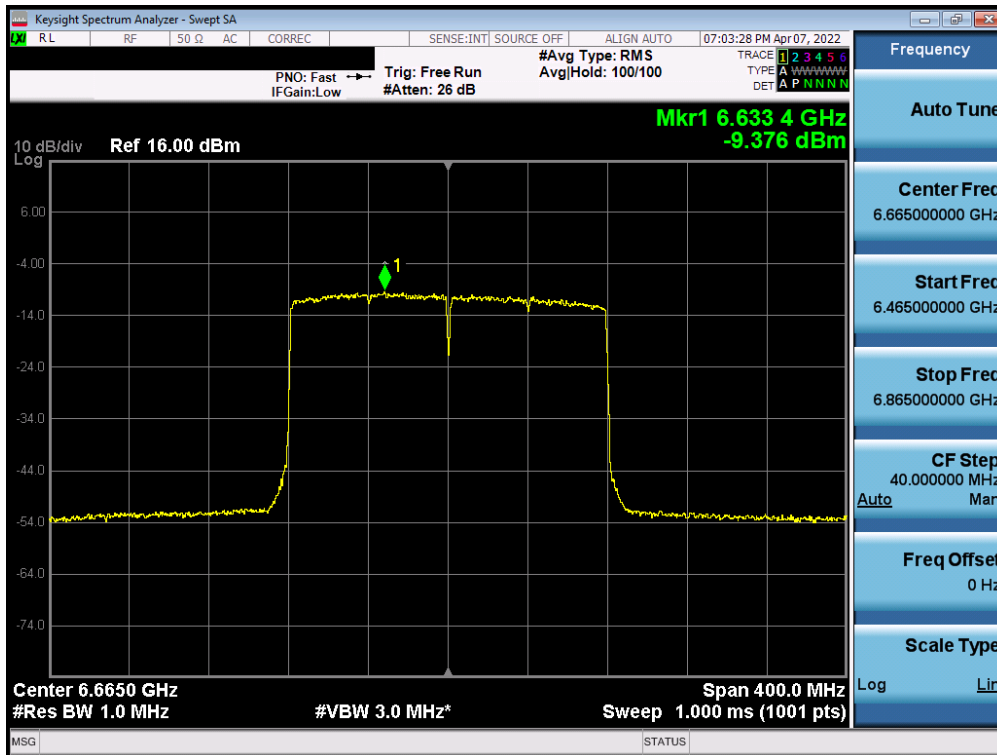
FCC ID: A3LSMF936B	MEASUREMENT REPORT (CERTIFICATION)		Approved by: Technical Manager
Test Report S/N: 1M2204110052-13.A3L	Test Dates: 4/1/2022 – 6/17/2022	EUT Type: Portable Handset	Page 118 of 237



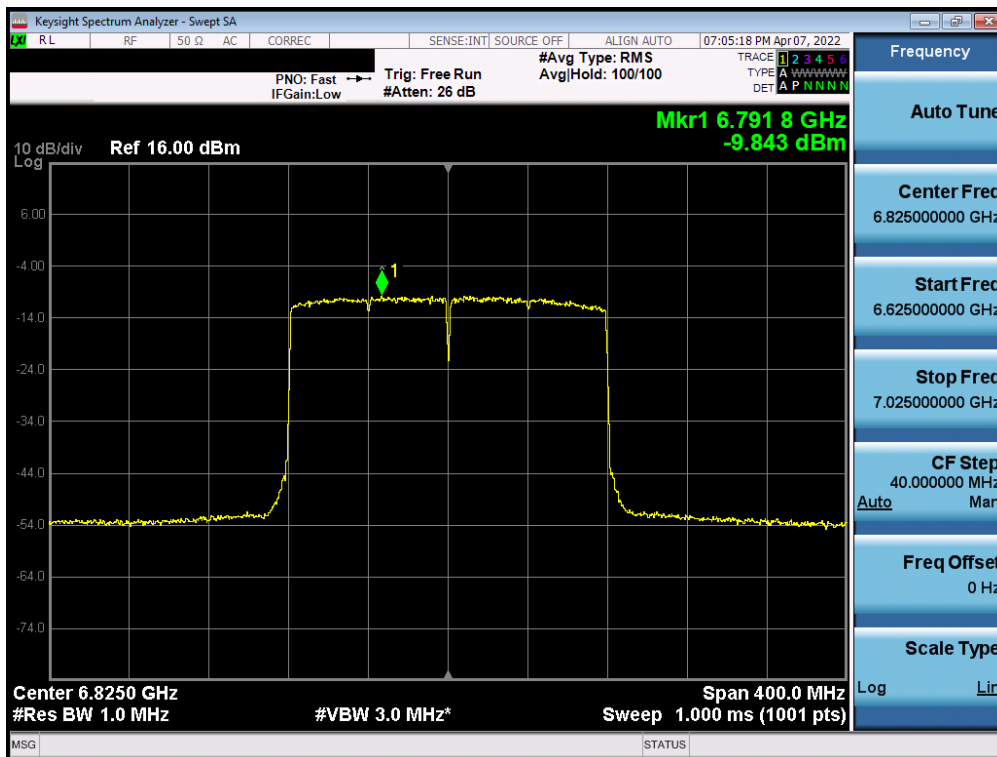








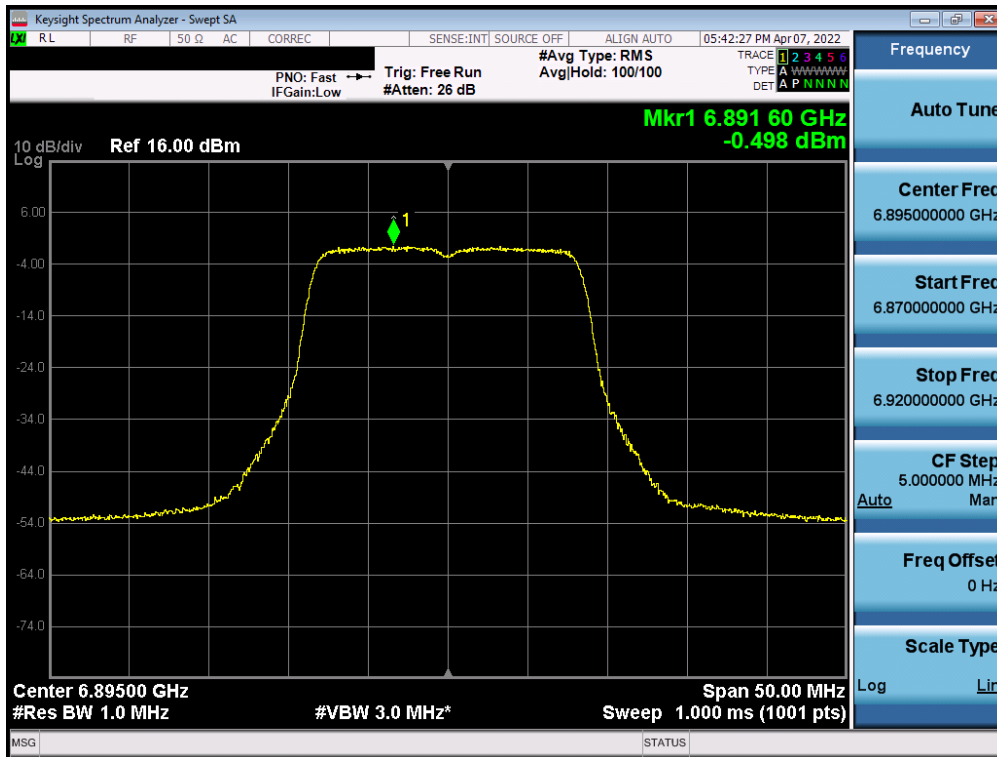
Plot 7-195. Power Spectral Density Measurement MIMO ANT2 (160MHz 802.11ax (UNII Band 7) – Ch. 143)



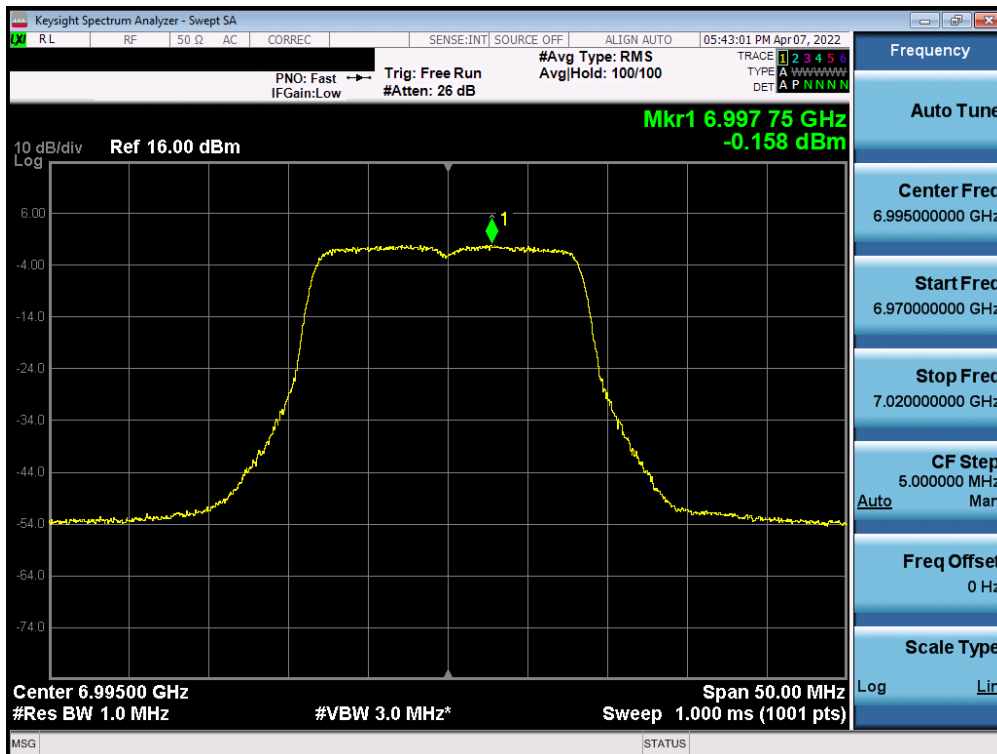
Plot 7-196. Power Spectral Density Measurement MIMO ANT2 (160MHz 802.11ax (UNII Band 7) – Ch. 175)

FCC ID: A3LSMF936B	MEASUREMENT REPORT (CERTIFICATION)		Approved by: Technical Manager
Test Report S/N: 1M2204110052-13.A3L	Test Dates: 4/1/2022 – 6/17/2022	EUT Type: Portable Handset	Page 123 of 237

## MIMO Antenna-2 Power Spectral Density Measurement - (UNII Band 8)



Plot 7-197. Power Spectral Density Measurement MIMO ANT2 (20MHz 802.11a (UNII Band 8) – Ch. 189)

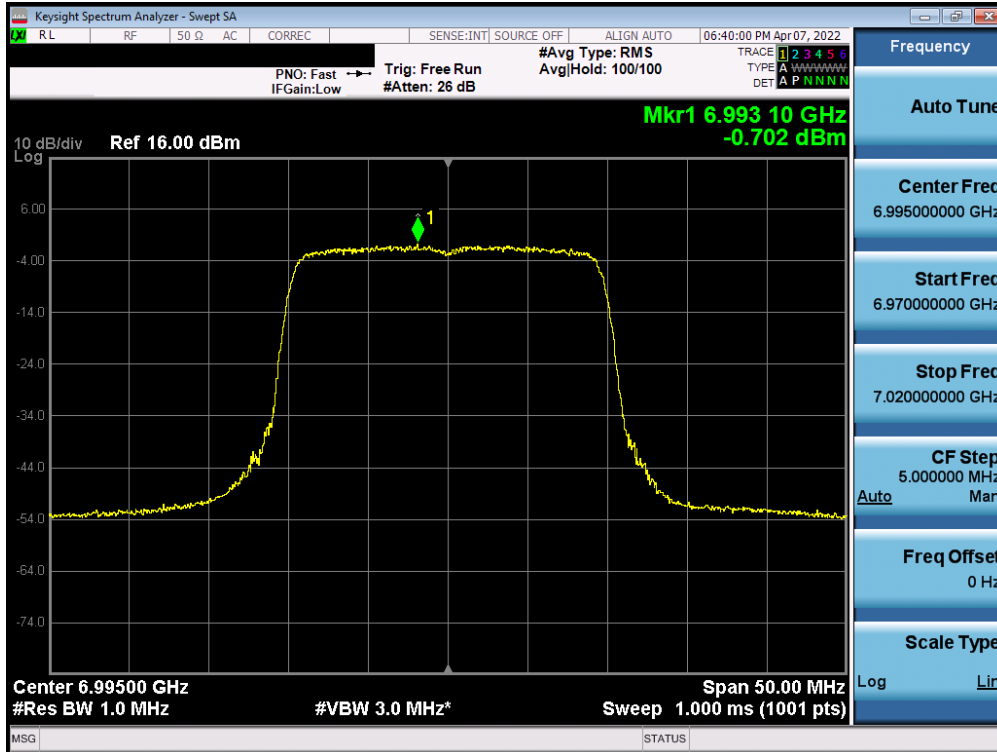


Plot 7-198. Power Spectral Density Measurement MIMO ANT2 (20MHz 802.11a (UNII Band 8) – Ch. 209)

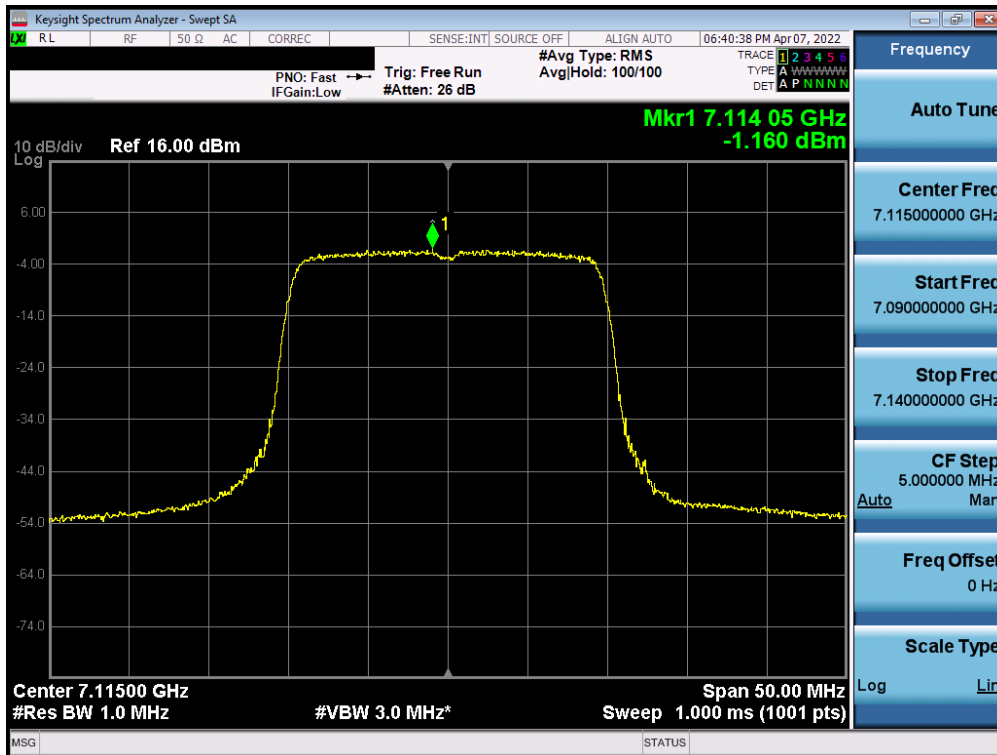
FCC ID: A3LSMF936B		MEASUREMENT REPORT (CERTIFICATION)		Approved by: Technical Manager
Test Report S/N: 1M2204110052-13.A3L	Test Dates: 4/1/2022 – 6/17/2022	EUT Type: Portable Handset		Page 124 of 237







Plot 7-201. Power Spectral Density Measurement MIMO ANT2 (20MHz 802.11ax (UNII Band 8) – Ch. 209)

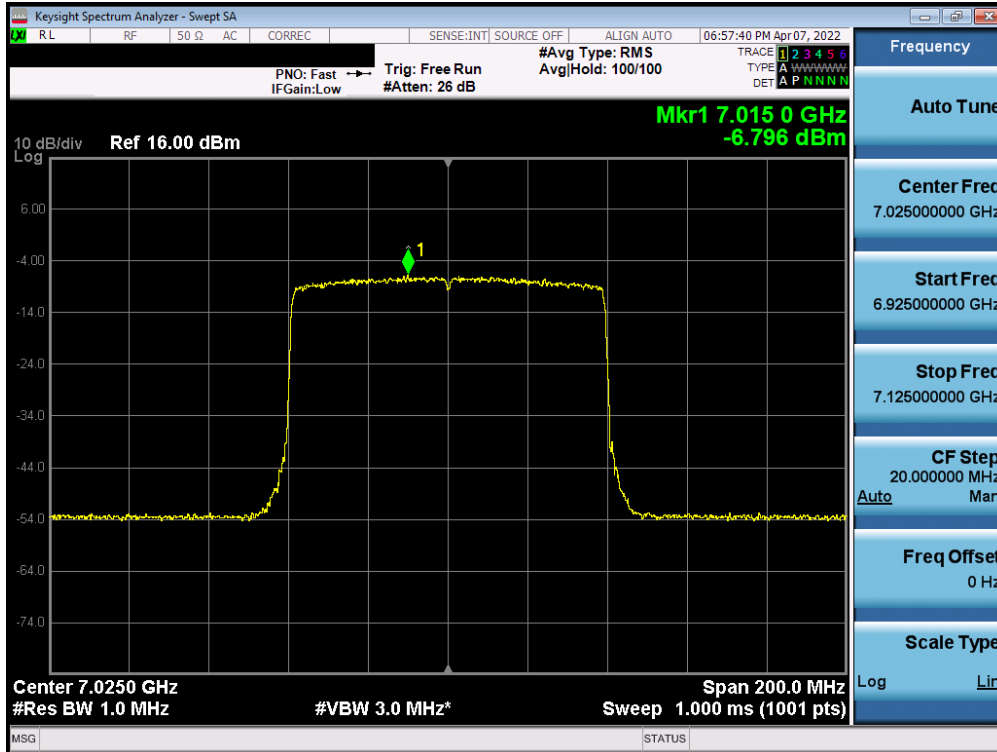


Plot 7-202. Power Spectral Density Measurement MIMO ANT2 (20MHz 802.11ax (UNII Band 8) – Ch. 233)

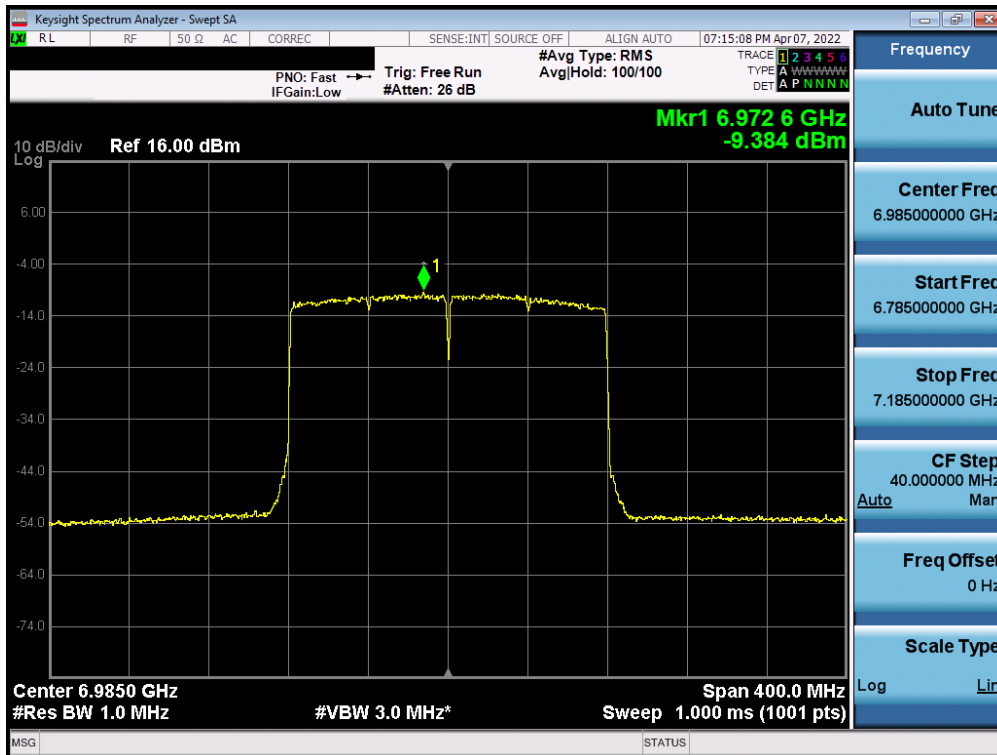
FCC ID: A3LSMF936B	MEASUREMENT REPORT (CERTIFICATION)		Approved by: Technical Manager
Test Report S/N: 1M2204110052-13.A3L	Test Dates: 4/1/2022 – 6/17/2022	EUT Type: Portable Handset	Page 126 of 237







Plot 7-207. Power Spectral Density Measurement MIMO ANT2 (80MHz 802.11ax (UNII Band 8) – Ch. 215)



Plot 7-208. Power Spectral Density Measurement MIMO ANT2 (160MHz 802.11ax (UNII Band 8) – Ch. 207)

FCC ID: A3LSMF936B	MEASUREMENT REPORT (CERTIFICATION)		Approved by: Technical Manager
Test Report S/N: 1M2204110052-13.A3L	Test Dates: 4/1/2022 – 6/17/2022	EUT Type: Portable Handset	Page 129 of 237



**Note:**

Per ANSI C63.10-2013 Section 14.3.2.2 and KDB 662911 v02r01 Section E)2), the power spectral density at Antenna 1 and Antenna 2 were first measured separately as shown in the section above. The measured values were then summed in linear power units then converted back to dBm.

Per ANSI C63.10-2013 Section 14.4.3, the directional gain is calculated using the following formula, where GN is the gain of the nth antenna and NANT, the total number of antennas used.

$$\text{Directional gain} = 10 \log[(10^{G1/20} + 10^{G2/20} + \dots + 10^{GN/20})^2 / N_{ANT}] \text{ dBi}$$

**Sample MIMO Calculation:**

At 5935MHz in 802.11ax (20MHz BW) mode, the average conducted power spectral density was measured to be -3.69 dBm for Antenna-1 and -3.43 dBm for Antenna-2.

$$\text{Antenna 1} + \text{Antenna 2} = \text{MIMO}$$

$$(-3.69 \text{ dBm} + -3.43 \text{ dBm}) = (0.426 \text{ mW} + 0.454 \text{ mW}) = 0.880 \text{ mW} = -0.55 \text{ dBm}$$

**Sample e.i.r.p Power Spectral Density Calculation:**

At 5955 MHz in 802.11ax (20MHz BW) mode, the average MIMO power density was calculated to be -0.55 dBm with directional gain of -0.61 dBi.

$$\text{e.i.r.p. Power Spectral Density(dBm)} = \text{Power Spectral Density (dBm)} + \text{Ant gain (dBi)}$$

$$-0.55 \text{ dBm} + -0.61 \text{ dBi} = -1.16 \text{ dBm}$$

<b>FCC ID: A3LSMF936B</b>	<b>MEASUREMENT REPORT (CERTIFICATION)</b>		<b>Approved by:</b> Technical Manager
<b>Test Report S/N:</b> 1M2204110052-13.A3L	<b>Test Dates:</b> 4/1/2022 – 6/17/2022	<b>EUT Type:</b> Portable Handset	Page 130 of 237

## 7.5 In-Band Emissions – 802.11a/ax

### §15.407(b)(6)

#### Test Overview and Limit

The spectrum analyzer was connected to the antenna terminal while the EUT was operating at its maximum duty cycle, at its maximum power control level, as defined in ANSI C63.10-2013 and KDB 789033 D02 v02r01, and at the appropriate frequencies.

**For transmitters operating within the 5.925-7.125 GHz bands: Power spectral density must be suppressed by 20 dB at 1 MHz outside of channel edge, by 28 dB at one channel bandwidth from the channel center, and by 40 dB at one- and one-half times the channel bandwidth away from channel center. At frequencies between one megahertz outside an unlicensed device's channel edge and one channel bandwidth from the center of the channel, the limits must be linearly interpolated between 20 dB and 28 dB suppression, and at frequencies between one and one- and one-half times an unlicensed device's channel bandwidth, the limits must be linearly interpolated between 28 dB and 40 dB suppression. Emissions removed from the channel center by more than one- and one-half times the channel bandwidth must be suppressed by at least 40 dB.**

#### Test Procedure Used

ANSI C63.10-2013 – Section 12.3.2.2  
KDB 987594 D02 v01r01

#### Test Settings

1. Connect output of the antenna port to a spectrum analyzer or EMI receiver, with appropriate attenuation, as to not damage the instrumentation.
2. Set the reference level of the measuring equipment in accordance with procedure 4.1.5.2 of ANSI C63.10-2013.
3. Measure the 26 dB EBW using the test procedure 12.4.1 of ANSI C63.10-2013. (This will be used to determine the channel edge.)
4. Measure the power spectral density (which will be used for emissions mask reference) using the following procedure:
  - a) Set the span to encompass the entire 26 dB EBW of the signal.
  - b) Set RBW = same RBW used for 26 dB EBW measurement.
  - c) Set VBW  $\geq 3 \times$  RBW
  - d) Number of points in sweep  $\geq [2 \times \text{span} / \text{RBW}]$ .
  - e) Sweep time = auto.
  - f) Detector = RMS (i.e., power averaging)
  - g) Trace average at least 100 traces in power averaging (rms) mode.
  - h) Use the peak search function on the instrument to find the peak of the spectrum.
5. For the purposes of developing the emission mask, the channel bandwidth is defined as the 26 dB EBW.
6. Using the measuring equipment limit line function, develop the emissions mask based on the following requirements. The emissions power spectral density must be reduced below the peak power spectral density (in dB) as follows:
  - a) Suppressed by 20 dB at 1 MHz outside of the channel edge. (The channel edge is defined as the 26-dB point on either side of the carrier center frequency.)
  - b) Suppressed by 28 dB at one channel bandwidth from the channel center.
  - c) Suppressed by 40 dB at one- and one-half times the channel bandwidth from the channel center.
7. Adjust the span to encompass the entire mask as necessary.
8. Clear trace.
9. Trace average at least 100 traces in power averaging (rms) mode.
10. Adjust the reference level as necessary so that the crest of the channel touches the top of the emission mask.

FCC ID: A3LSMF936B	MEASUREMENT REPORT (CERTIFICATION)		Approved by: Technical Manager
Test Report S/N: 1M2204110052-13.A3L	Test Dates: 4/1/2022 – 6/17/2022	EUT Type: Portable Handset	Page 131 of 237

**Test Setup**

The EUT and measurement equipment were set up as shown in the diagram below.



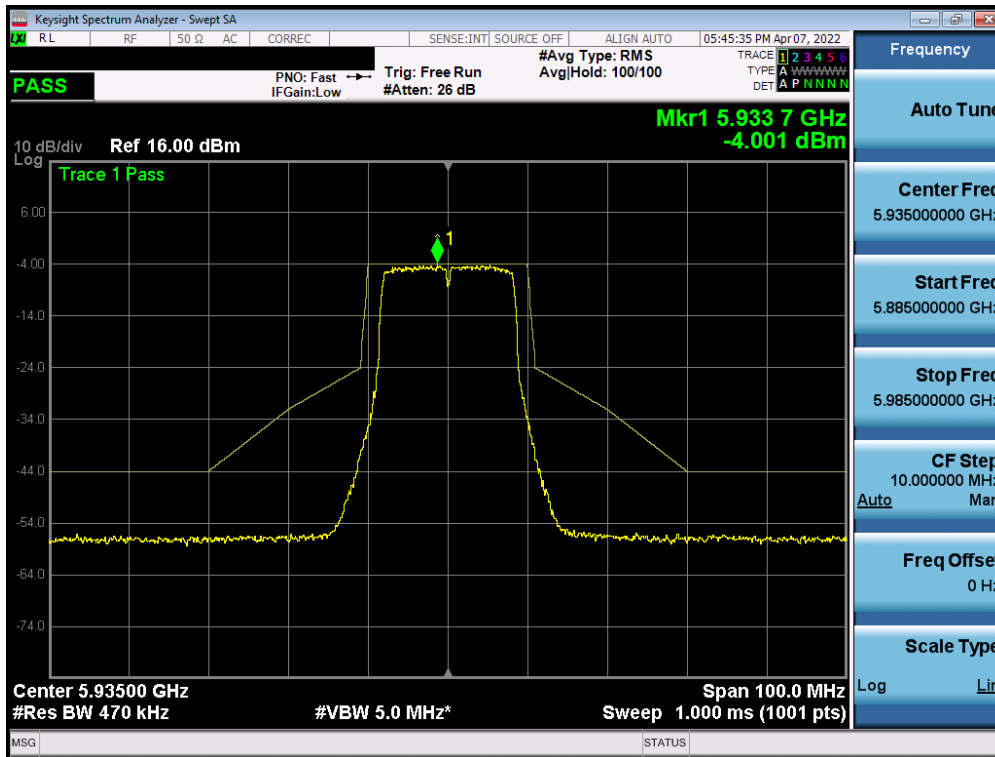
**Figure 7-4. Test Instrument & Measurement Setup**

**Test Notes**

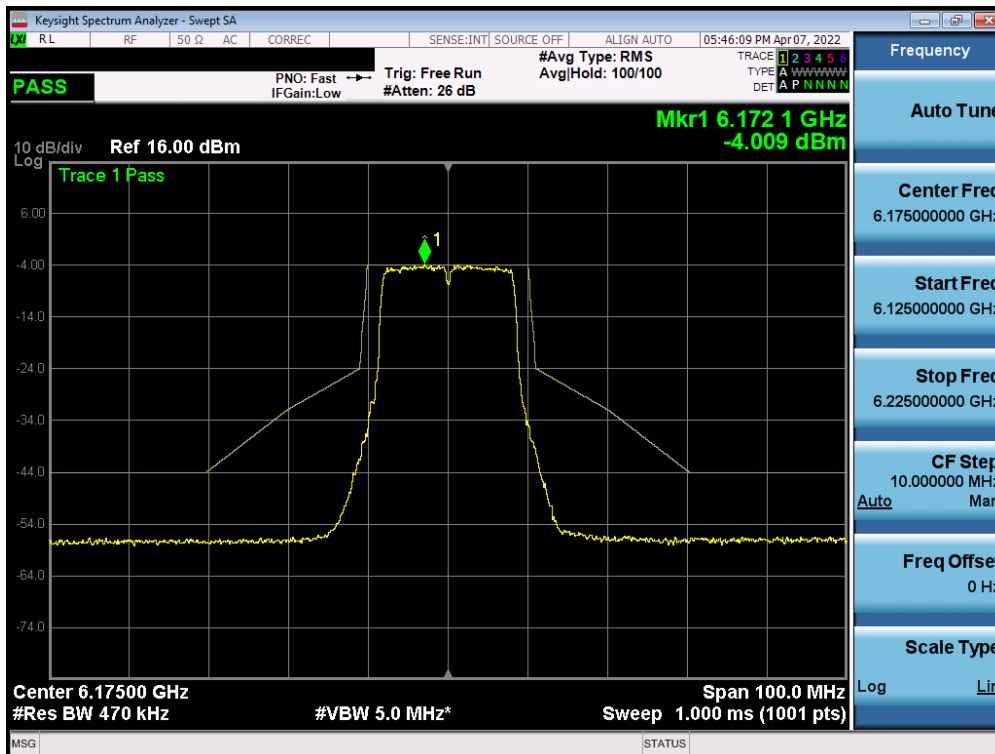
None

<b>FCC ID: A3LSMF936B</b>	<b>MEASUREMENT REPORT (CERTIFICATION)</b>		<b>Approved by:</b> Technical Manager
<b>Test Report S/N:</b> 1M2204110052-13.A3L	<b>Test Dates:</b> 4/1/2022 – 6/17/2022	<b>EUT Type:</b> Portable Handset	Page 132 of 237

## MIMO Antenna-1 In-Band Emission Plot Measurement - (UNII Band 5)



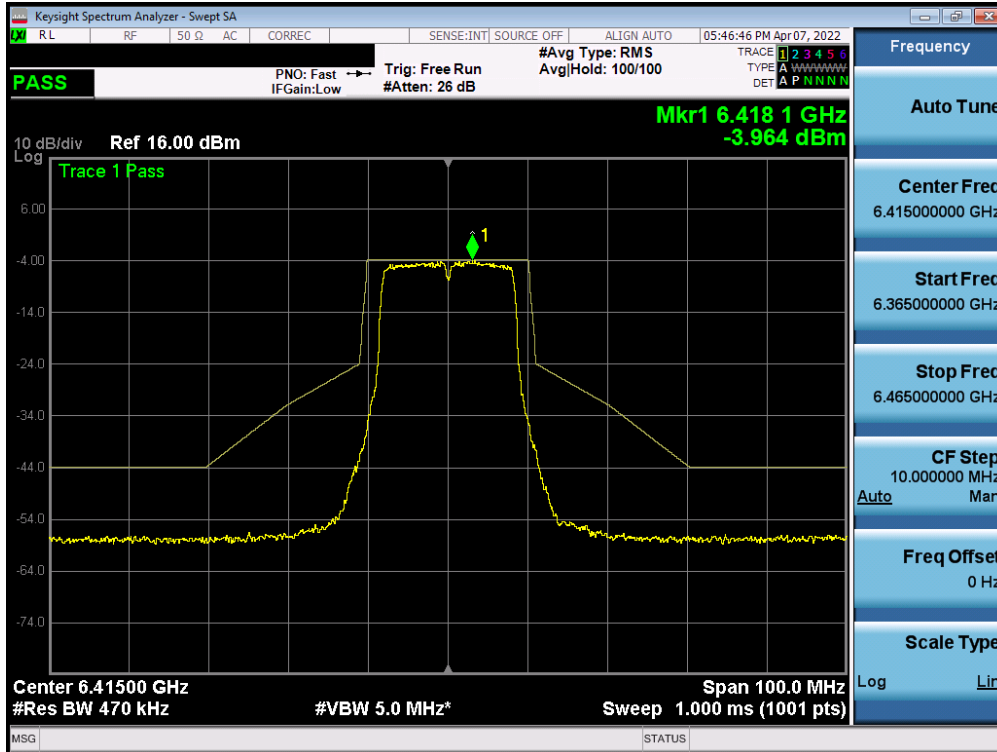
Plot 7-209. In-Band Emission Plot Measurement MIMO ANT1 (20MHz 802.11a (UNII Band 5) – Ch. 2)



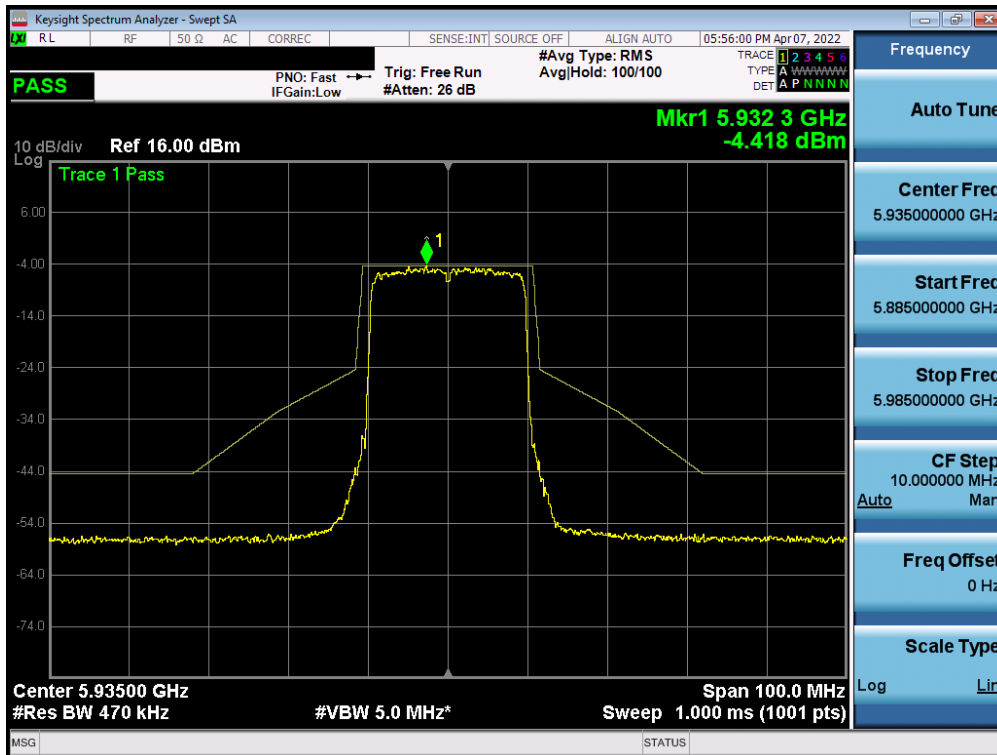
Plot 7-210. In-Band Emission Plot Measurement MIMO ANT1 (20MHz 802.11a (UNII Band 5) – Ch. 45)

FCC ID: A3LSMF936B	MEASUREMENT REPORT (CERTIFICATION)		Approved by: Technical Manager
Test Report S/N: 1M2204110052-13.A3L	Test Dates: 4/1/2022 – 6/17/2022	EUT Type: Portable Handset	Page 133 of 237



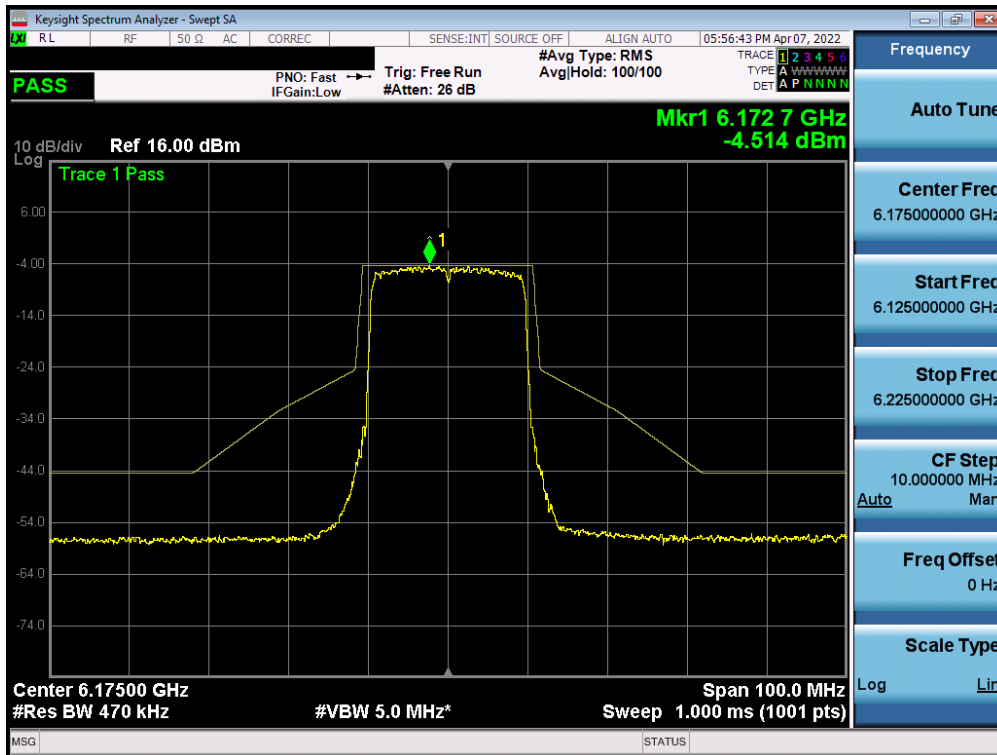


Plot 7-211. In-Band Emission Plot Measurement MIMO ANT1 (20MHz 802.11a (UNII Band 5) – Ch. 93)

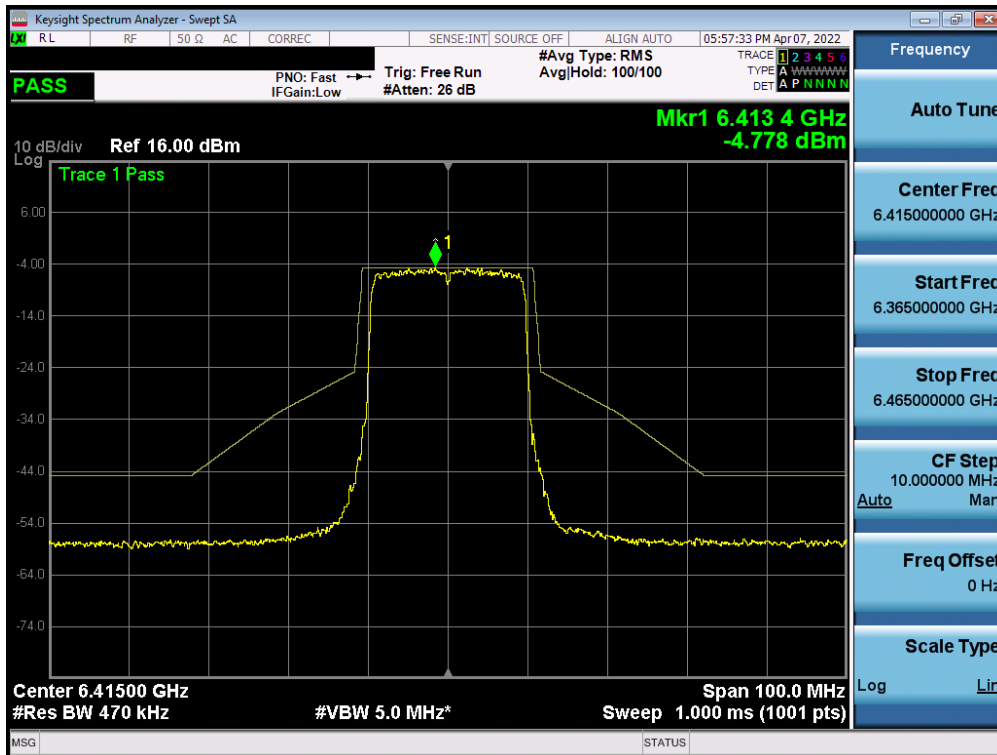


Plot 7-212. In-Band Emission Plot Measurement MIMO ANT1 (20MHz 802.11ax (UNII Band 5) – Ch. 1)

FCC ID: A3LSMF936B	MEASUREMENT REPORT (CERTIFICATION)		Approved by: Technical Manager
Test Report S/N: 1M2204110052-13.A3L	Test Dates: 4/1/2022 – 6/17/2022	EUT Type: Portable Handset	Page 134 of 237

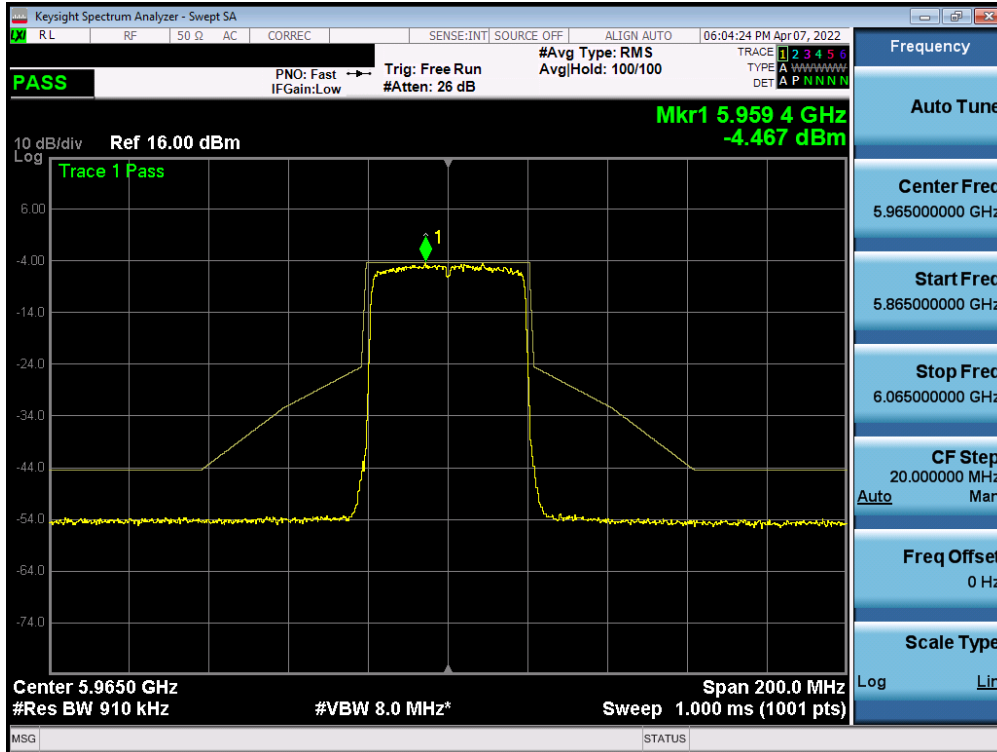


Plot 7-213. In-Band Emission Plot Measurement MIMO ANT1 (20MHz 802.11ax (UNII Band 5) – Ch. 45)

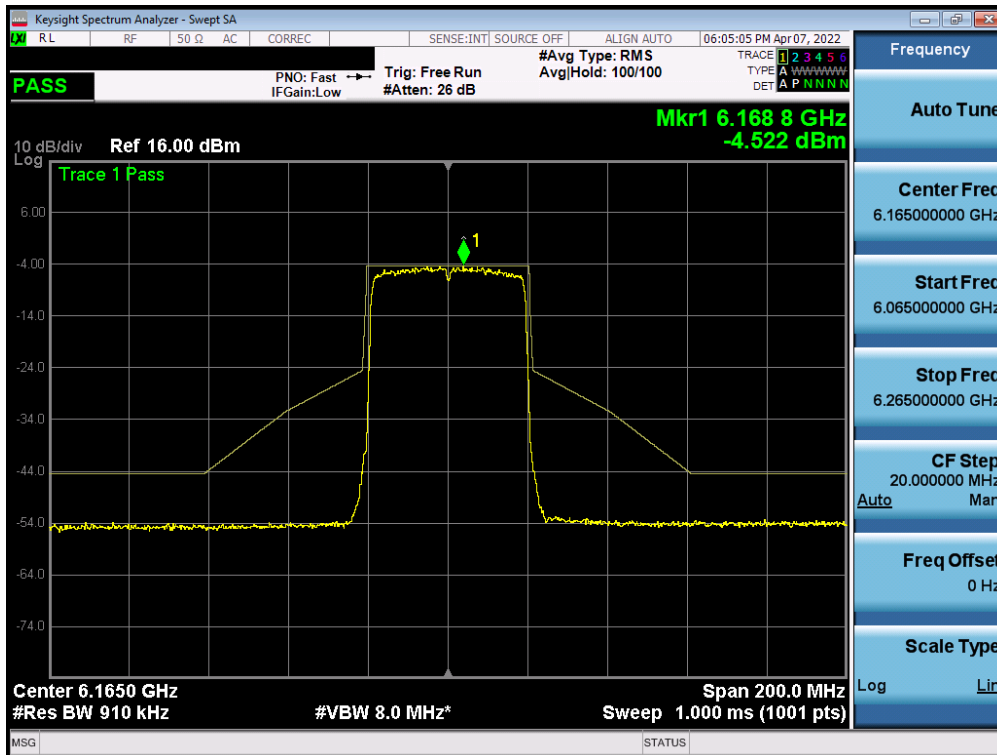


Plot 7-214. In-Band Emission Plot Measurement MIMO ANT1 (20MHz 802.11ax (UNII Band 5) – Ch. 93)

FCC ID: A3LSMF936B	MEASUREMENT REPORT (CERTIFICATION)		Approved by: Technical Manager
Test Report S/N: 1M2204110052-13.A3L	Test Dates: 4/1/2022 – 6/17/2022	EUT Type: Portable Handset	Page 135 of 237



Plot 7-215. In-Band Emission Plot Measurement MIMO ANT1 (40MHz 802.11ax (UNII Band 5) – Ch. 3)



Plot 7-216. In-Band Emission Plot Measurement MIMO ANT1 (40MHz 802.11ax (UNII Band 5) – Ch. 43)

FCC ID: A3LSMF936B	MEASUREMENT REPORT (CERTIFICATION)		Approved by: Technical Manager
Test Report S/N: 1M2204110052-13.A3L	Test Dates: 4/1/2022 – 6/17/2022	EUT Type: Portable Handset	Page 136 of 237