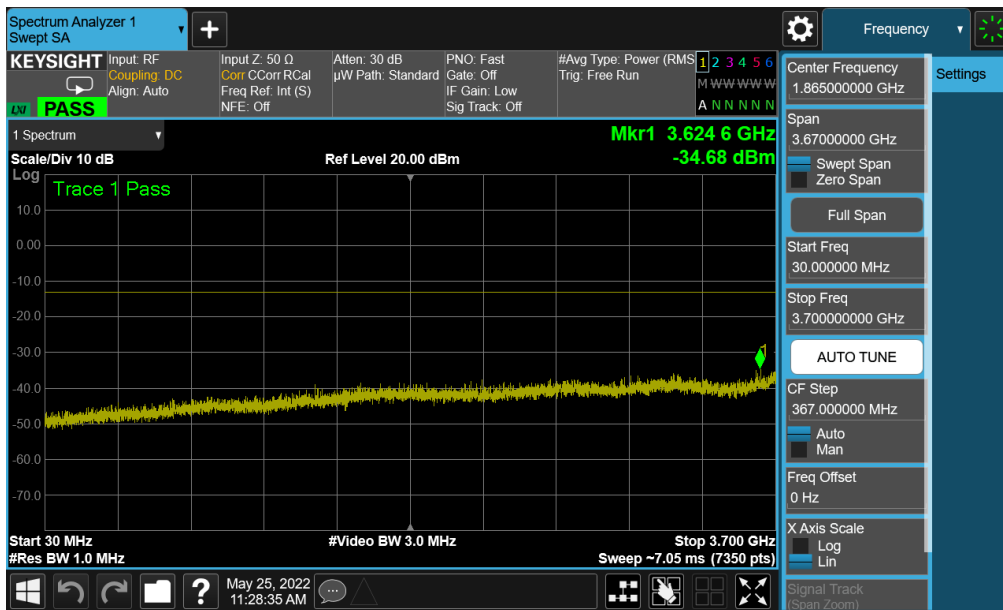
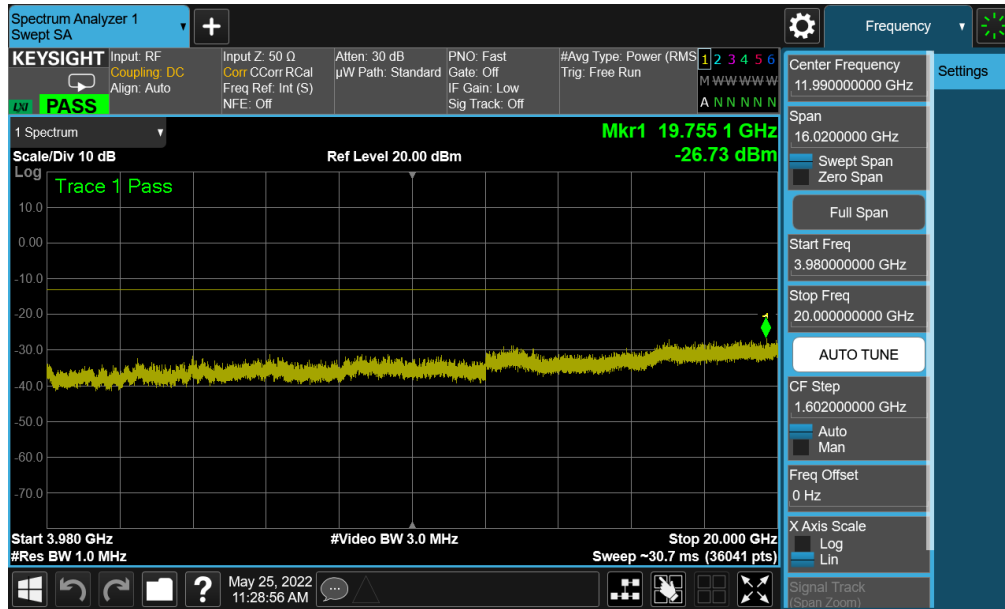


Plot 7-147. Conducted Spurious Plot (NR Band n77 - C-Band - 100MHz QPSK - RB Size 1, RB Offset 0 - Low Channel - Ant F)

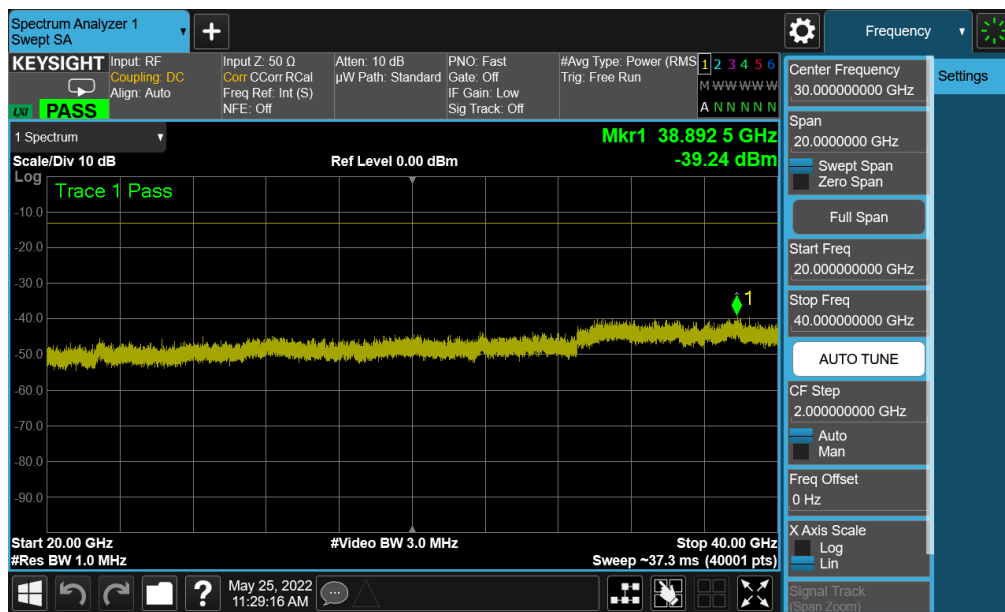


Plot 7-148. Conducted Spurious Plot (NR Band n77 - C-Band - 100MHz QPSK - RB Size 1, RB Offset 0 - Mid Channel - Ant F)

FCC ID: A3LSMF936B	PART 27 MEASUREMENT REPORT		Approved by: Technical Manager
Test Report S/N: 1M2204110052-05.A3L	Test Dates: 4/11/2022 - 6/18/2022	EUT Type: Portable Handset	Page 99 of 301

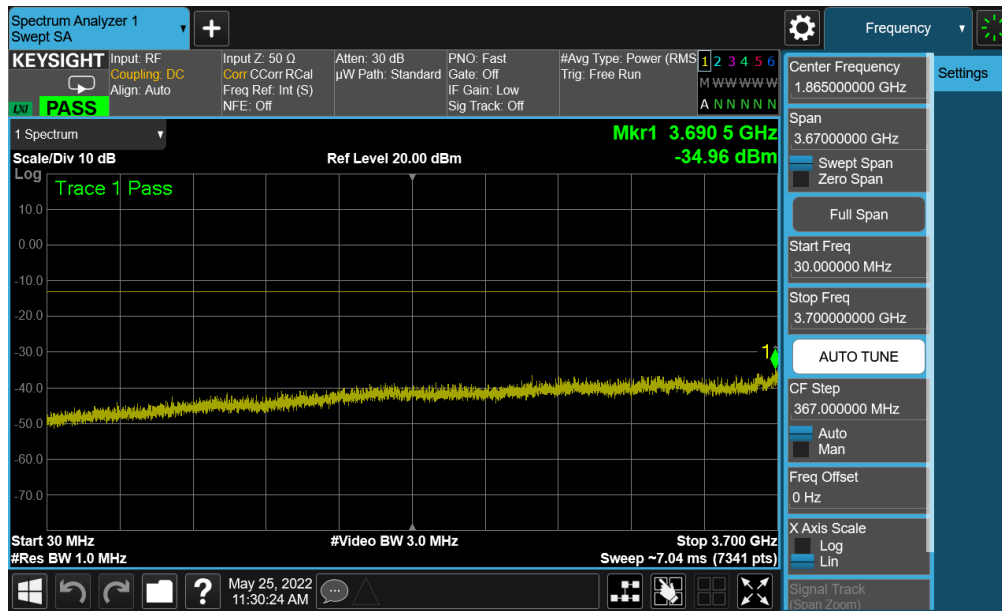


Plot 7-149. Conducted Spurious Plot (NR Band n77 - C-Band - 100MHz QPSK - RB Size 1, RB Offset 0 - Mid Channel - Ant F)

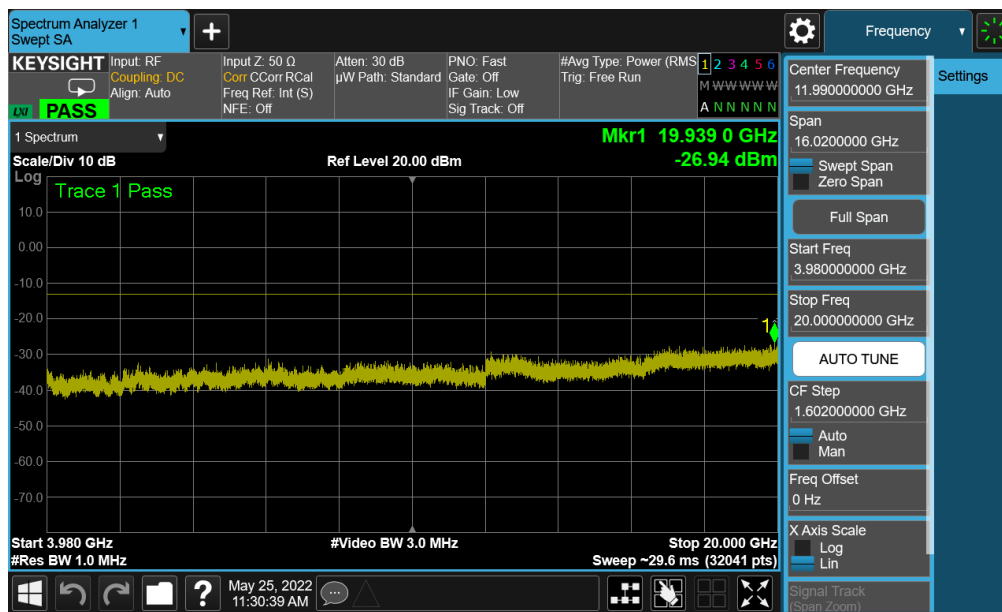


Plot 7-150. Conducted Spurious Plot (NR Band n77 - C-Band - 100MHz QPSK - RB Size 1, RB Offset 0 - Mid Channel - Ant F)

FCC ID: A3LSMF936B	PART 27 MEASUREMENT REPORT		Approved by: Technical Manager
Test Report S/N: 1M2204110052-05.A3L	Test Dates: 4/11/2022 - 6/18/2022	EUT Type: Portable Handset	Page 100 of 301

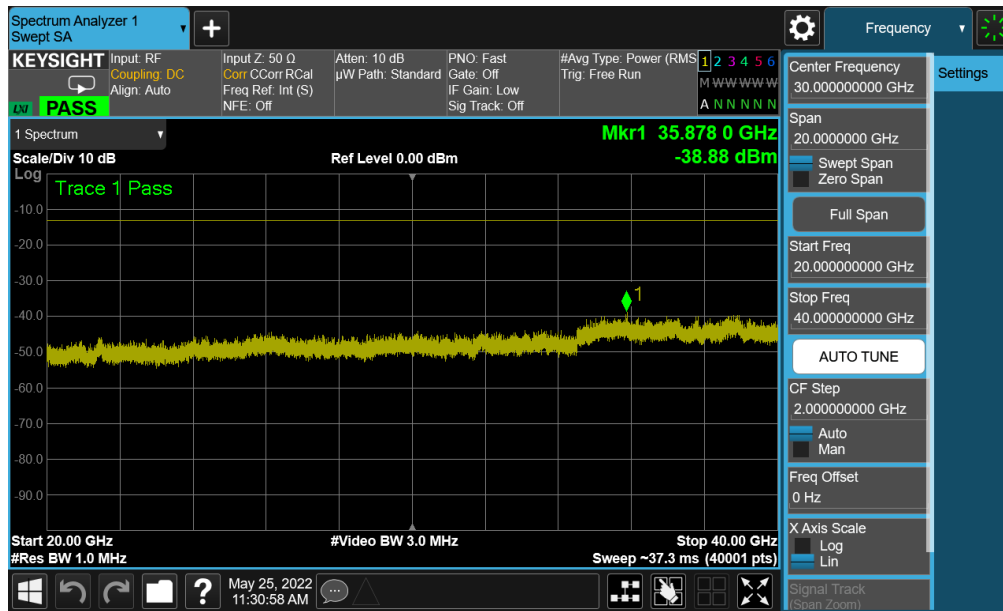


Plot 7-151. Conducted Spurious Plot (NR Band n77 - C-Band - 100MHz QPSK - RB Size 1, RB Offset 0 - High Channel - Ant F)



Plot 7-152. Conducted Spurious Plot (NR Band n77 - C-Band - 100MHz QPSK - RB Size 1, RB Offset 0 - High Channel - Ant F)

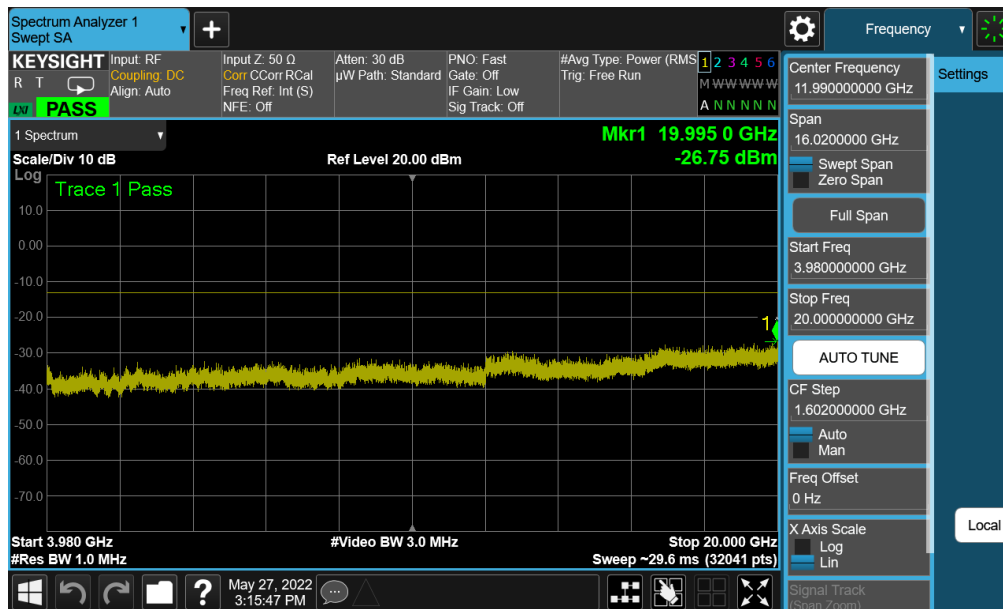
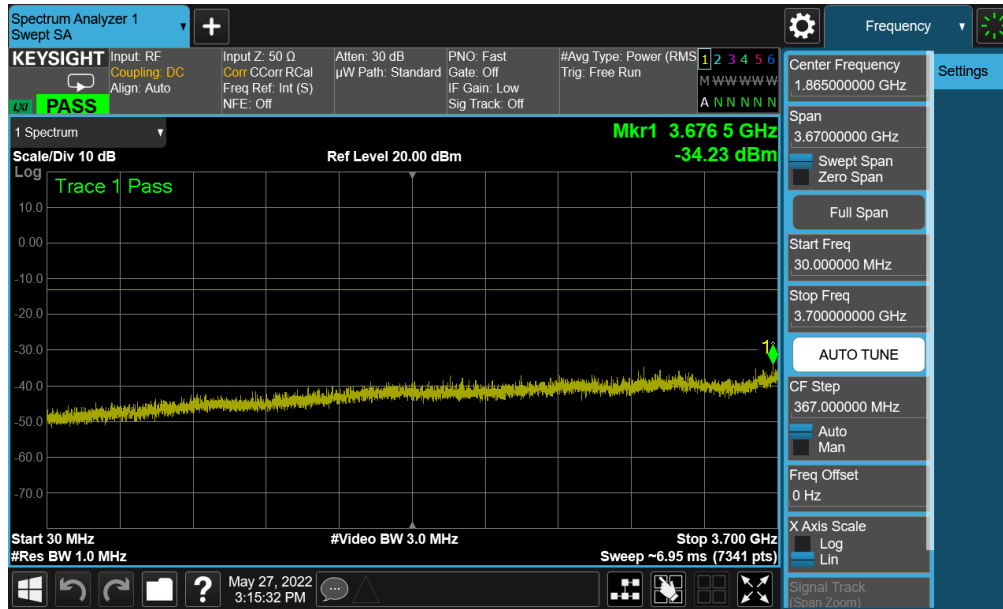
FCC ID: A3LSMF936B	PART 27 MEASUREMENT REPORT		Approved by: Technical Manager
Test Report S/N: 1M2204110052-05.A3L	Test Dates: 4/11/2022 - 6/18/2022	EUT Type: Portable Handset	Page 101 of 301



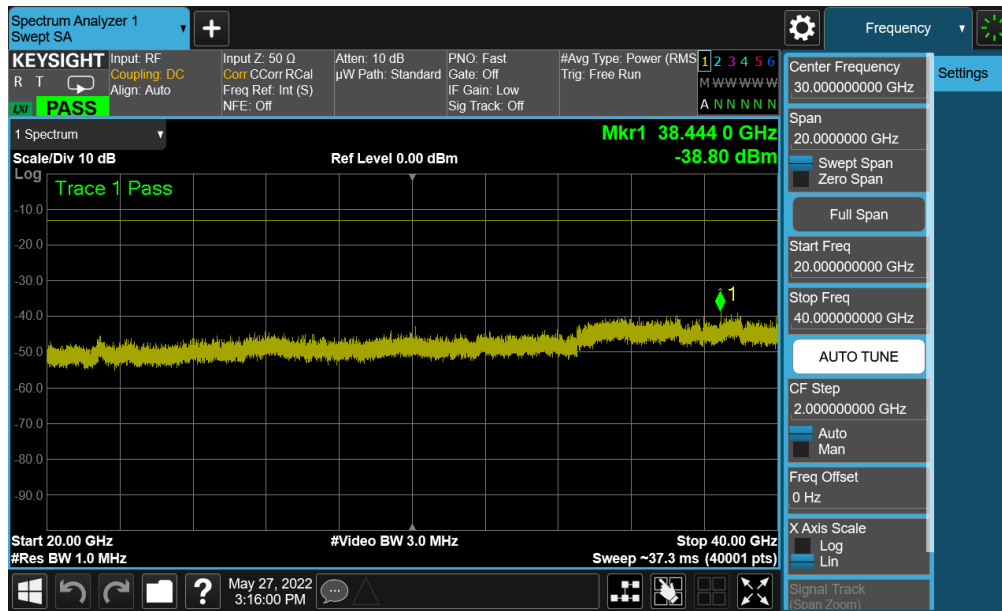
Plot 7-153. Conducted Spurious Plot (NR Band n77 - C-Band - 100MHz QPSK - RB Size 1, RB Offset 0 - High Channel - Ant F)

FCC ID: A3LSMF936B	PART 27 MEASUREMENT REPORT		Approved by: Technical Manager
Test Report S/N: 1M2204110052-05.A3L	Test Dates: 4/11/2022 - 6/18/2022	EUT Type: Portable Handset	Page 102 of 301

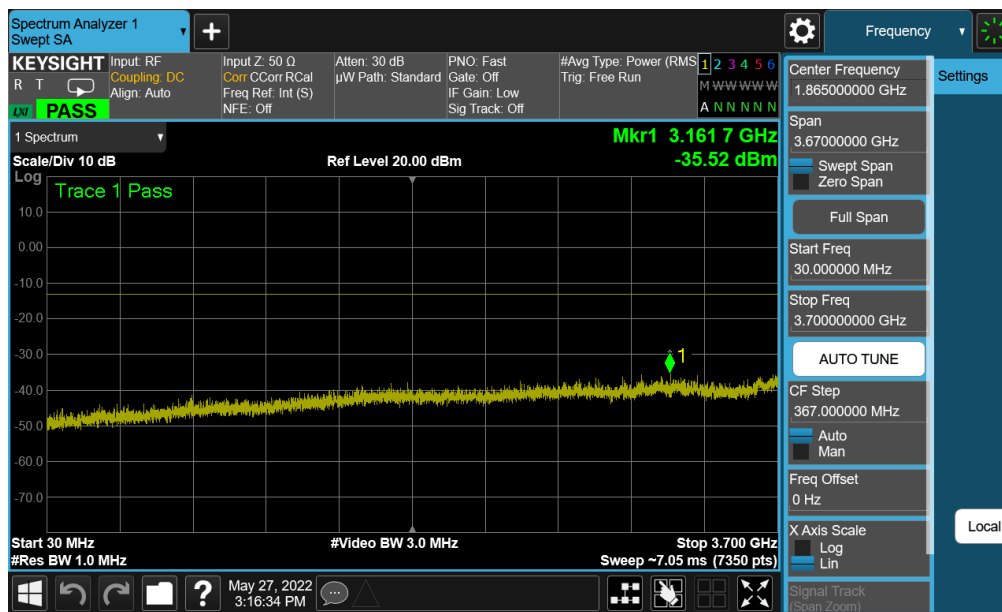
NR Band n77 – C-Band – SRS-2 – Ant E



FCC ID: A3LSMF936B	PART 27 MEASUREMENT REPORT		Approved by: Technical Manager
Test Report S/N: 1M2204110052-05.A3L	Test Dates: 4/11/2022 - 6/18/2022	EUT Type: Portable Handset	Page 103 of 301

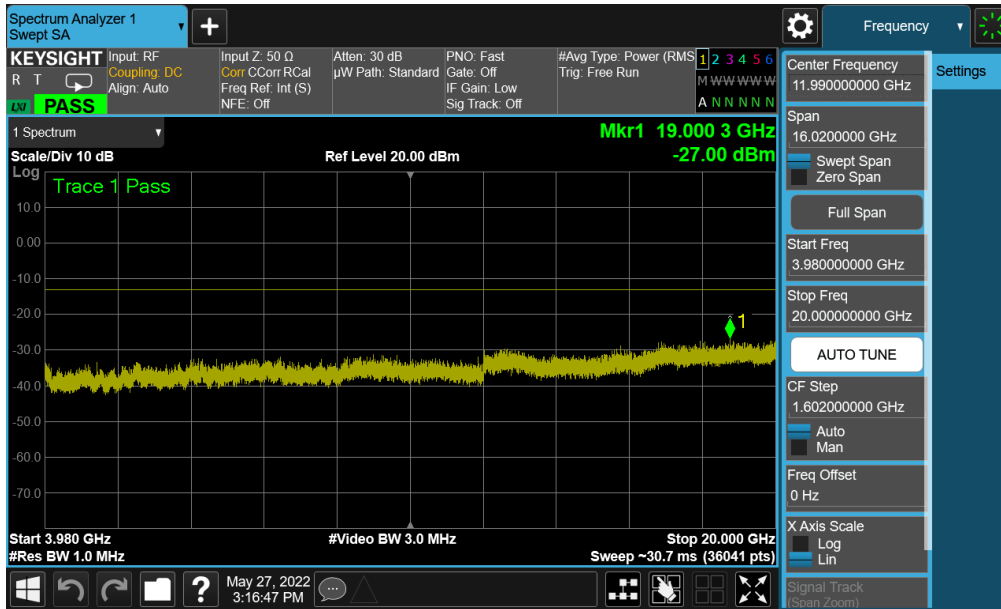


Plot 7-156. Conducted Spurious Plot (NR Band n77 - C-Band - 100MHz QPSK - RB Size 1, RB Offset 0 - Low Channel - Ant E)

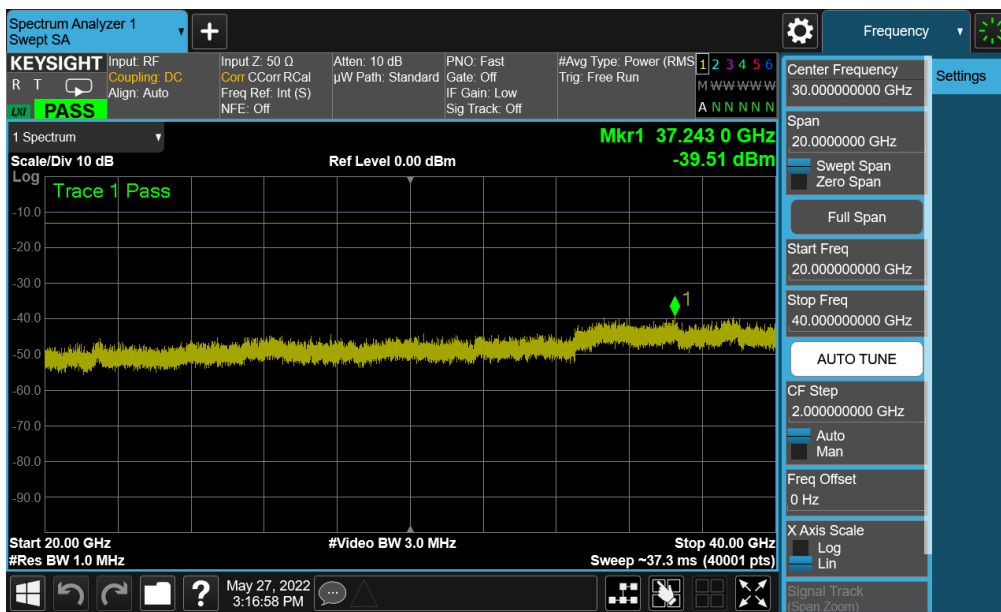


Plot 7-157. Conducted Spurious Plot (NR Band n77 - C-Band - 100MHz QPSK - RB Size 1, RB Offset 0 - Mid Channel - Ant E)

FCC ID: A3LSMF936B	PART 27 MEASUREMENT REPORT		Approved by: Technical Manager
Test Report S/N: 1M2204110052-05.A3L	Test Dates: 4/11/2022 - 6/18/2022	EUT Type: Portable Handset	Page 104 of 301

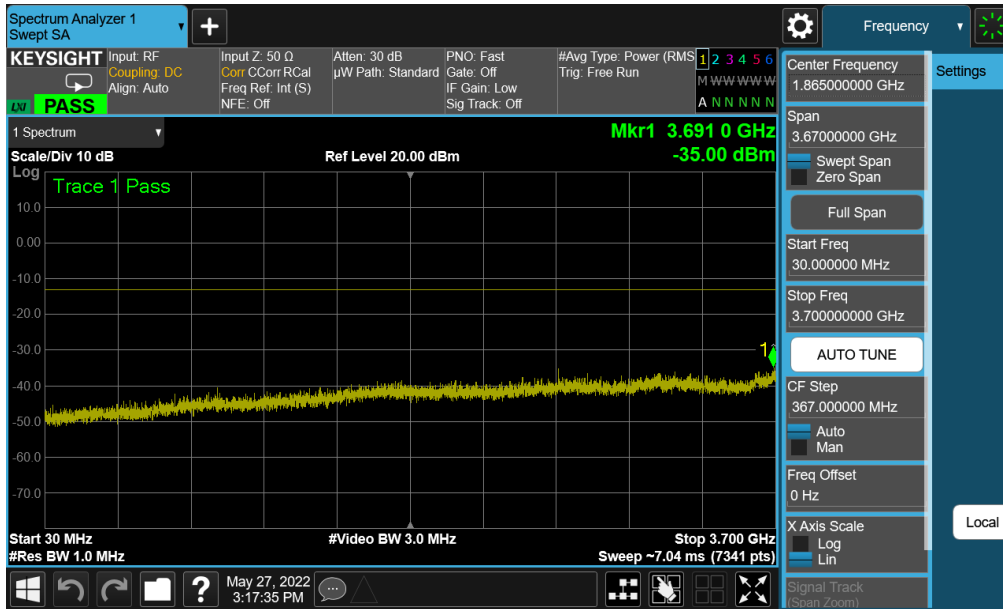


Plot 7-158. Conducted Spurious Plot (NR Band n77 - C-Band - 100MHz QPSK - RB Size 1, RB Offset 0 - Mid Channel - Ant E)

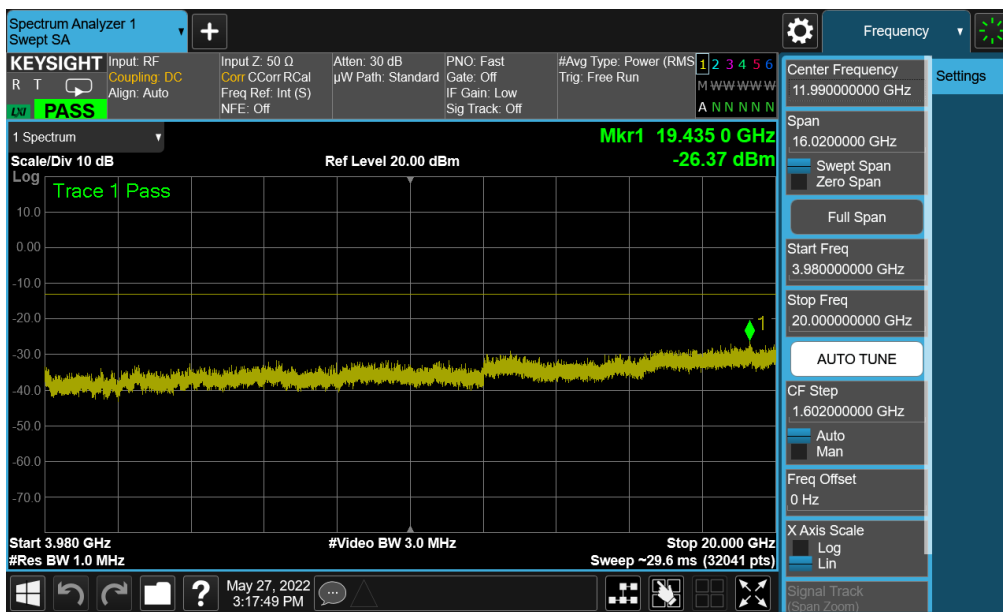


Plot 7-159. Conducted Spurious Plot (NR Band n77 - C-Band - 100MHz QPSK - RB Size 1, RB Offset 0 - Mid Channel - Ant E)

FCC ID: A3LSMF936B	PART 27 MEASUREMENT REPORT		Approved by: Technical Manager
Test Report S/N: 1M2204110052-05.A3L	Test Dates: 4/11/2022 - 6/18/2022	EUT Type: Portable Handset	Page 105 of 301

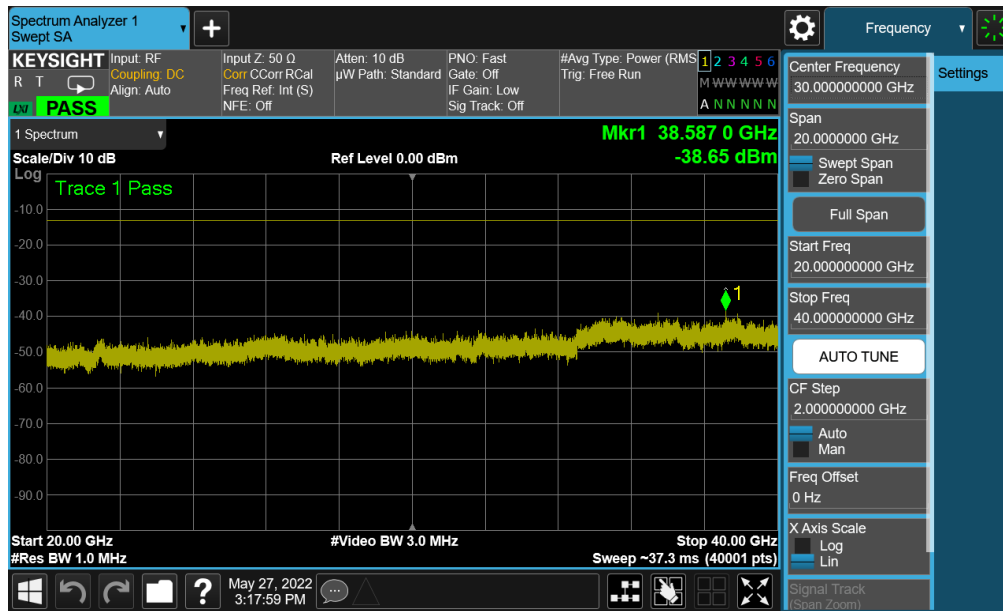


Plot 7-160. Conducted Spurious Plot (NR Band n77 - C-Band - 100MHz QPSK - RB Size 1, RB Offset 0 - High Channel - Ant E)



Plot 7-161. Conducted Spurious Plot (NR Band n77 - C-Band - 100MHz QPSK - RB Size 1, RB Offset 0 - High Channel - Ant E)

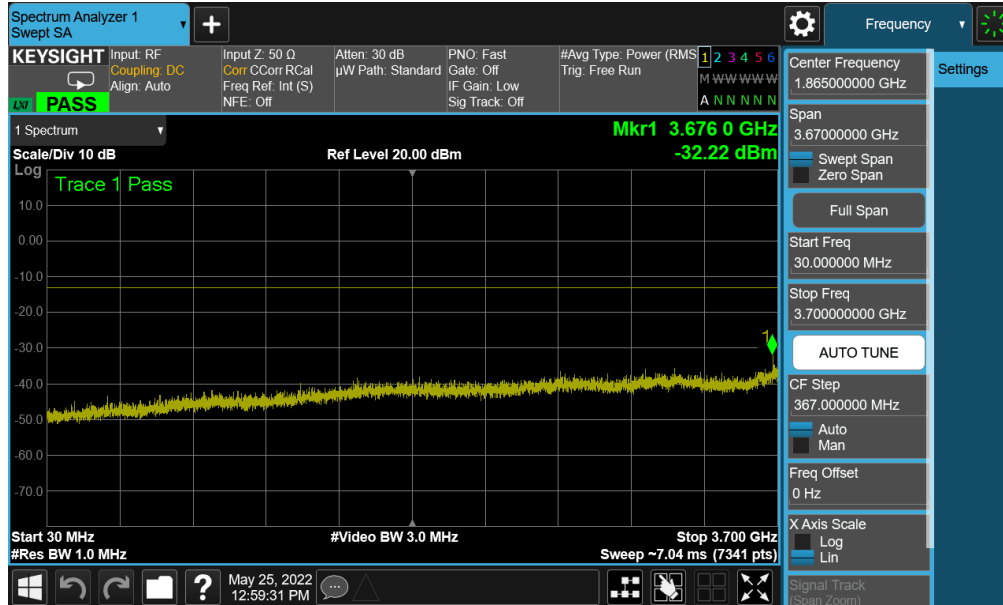
FCC ID: A3LSMF936B	PART 27 MEASUREMENT REPORT		Approved by: Technical Manager
Test Report S/N: 1M2204110052-05.A3L	Test Dates: 4/11/2022 - 6/18/2022	EUT Type: Portable Handset	Page 106 of 301



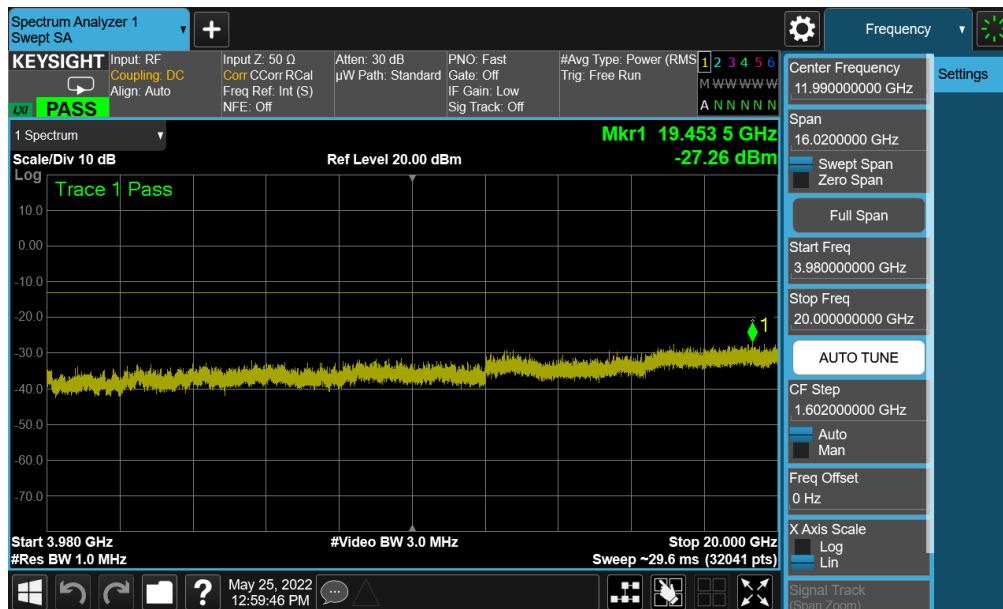
Plot 7-162. Conducted Spurious Plot (NR Band n77 - C-Band - 100MHz QPSK - RB Size 1, RB Offset 0 - High Channel - Ant E)

FCC ID: A3LSMF936B	PART 27 MEASUREMENT REPORT		Approved by: Technical Manager
Test Report S/N: 1M2204110052-05.A3L	Test Dates: 4/11/2022 - 6/18/2022	EUT Type: Portable Handset	Page 107 of 301

NR Band n77 – C-Band – SRS-3 – Ant G

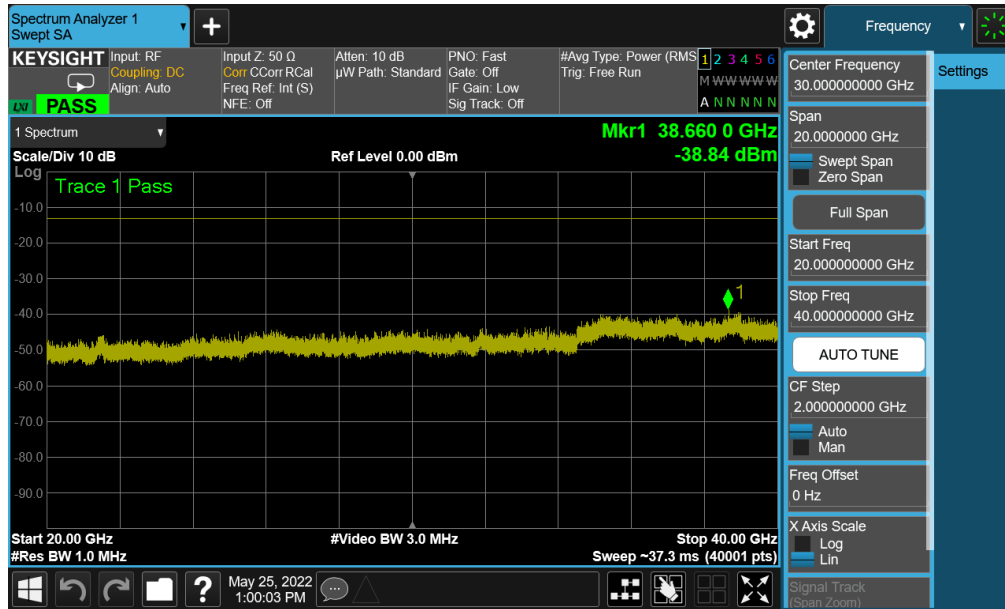


Plot 7-163. Conducted Spurious Plot (NR Band n77 - C-Band - 100MHz QPSK - RB Size 1, RB Offset 0 - Low Channel - Ant G)

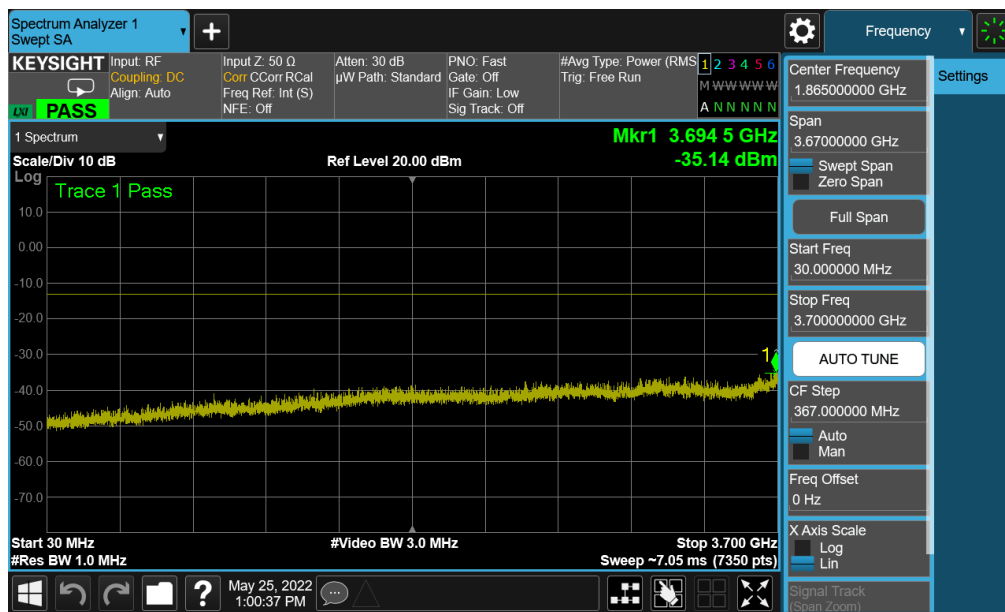


Plot 7-164. Conducted Spurious Plot (NR Band n77 - C-Band - 100MHz QPSK - RB Size 1, RB Offset 0 - Low Channel - Ant G)

FCC ID: A3LSMF936B	PART 27 MEASUREMENT REPORT		Approved by: Technical Manager
Test Report S/N: 1M2204110052-05.A3L	Test Dates: 4/11/2022 - 6/18/2022	EUT Type: Portable Handset	Page 108 of 301

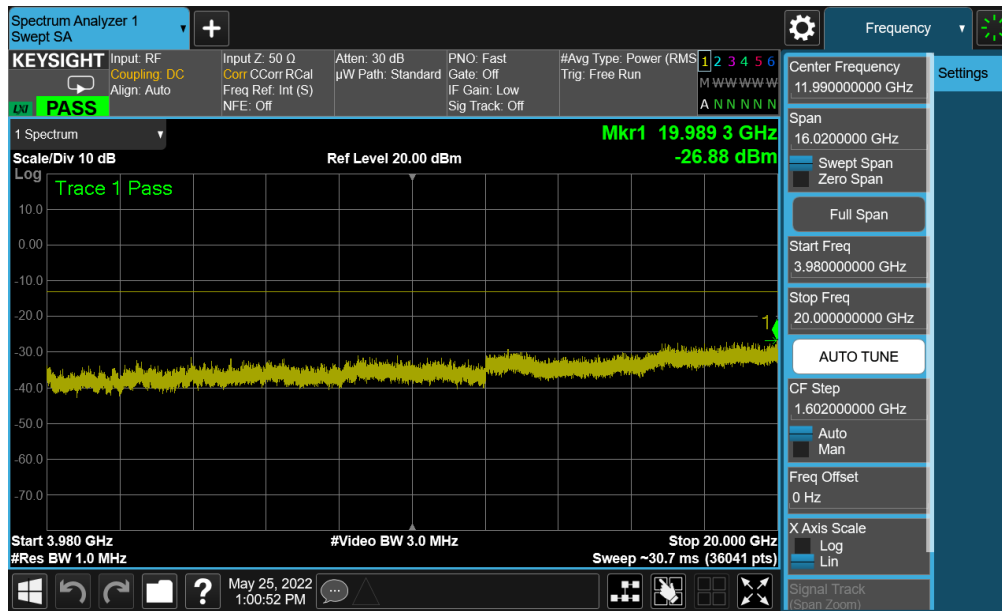


Plot 7-165. Conducted Spurious Plot (NR Band n77 - C-Band - 100MHz QPSK - RB Size 1, RB Offset 0 - Low Channel - Ant G)

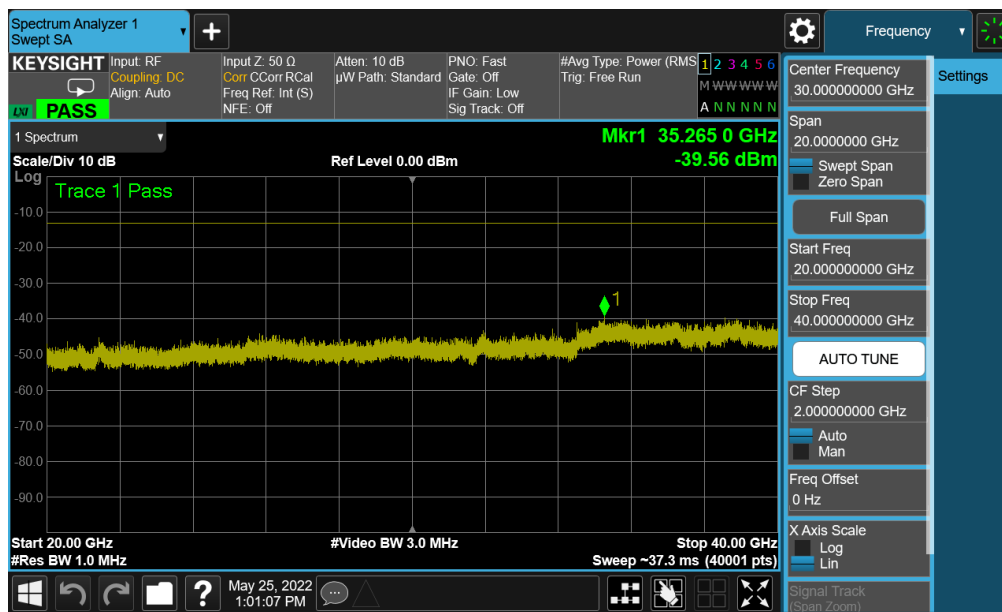


Plot 7-166. Conducted Spurious Plot (NR Band n77 - C-Band - 100MHz QPSK - RB Size 1, RB Offset 0 - Mid Channel - Ant G)

FCC ID: A3LSMF936B	PART 27 MEASUREMENT REPORT		Approved by: Technical Manager
Test Report S/N: 1M2204110052-05.A3L	Test Dates: 4/11/2022 - 6/18/2022	EUT Type: Portable Handset	Page 109 of 301

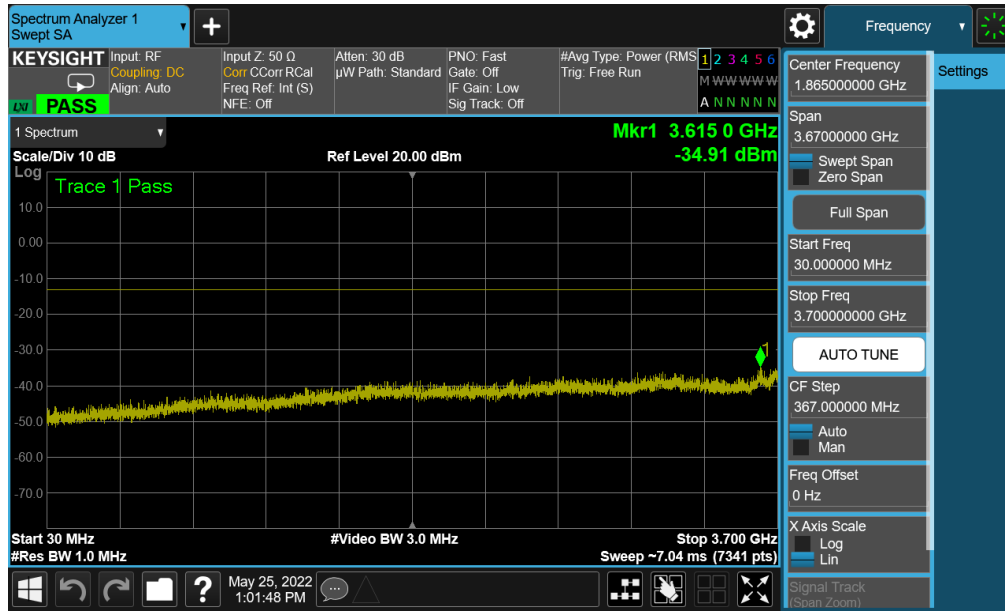


Plot 7-167. Conducted Spurious Plot (NR Band n77 - C-Band - 100MHz QPSK - RB Size 1, RB Offset 0 - Mid Channel - Ant G)

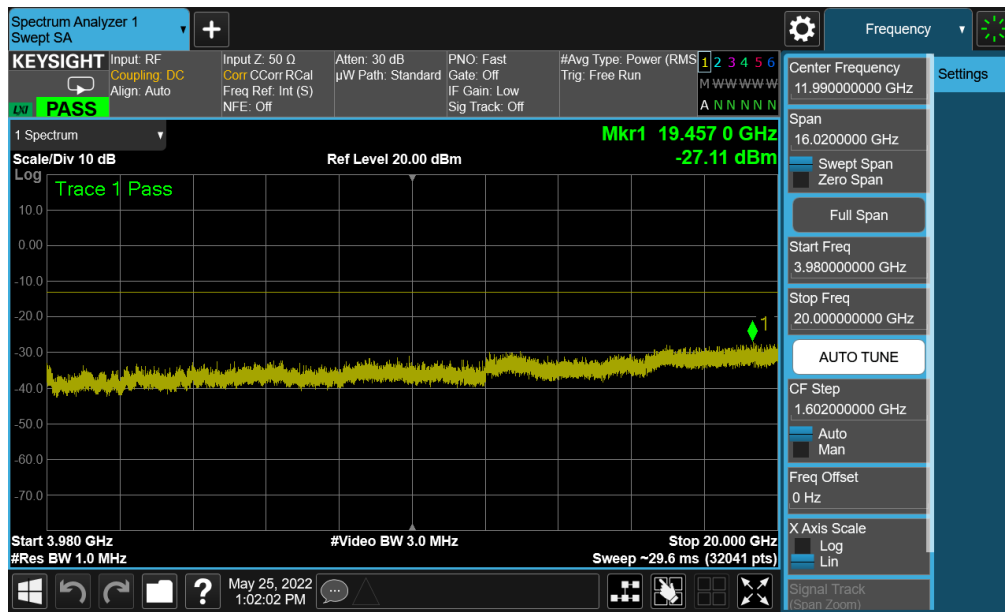


Plot 7-168. Conducted Spurious Plot (NR Band n77 - C-Band - 100MHz QPSK - RB Size 1, RB Offset 0 - Mid Channel - Ant G)

FCC ID: A3LSMF936B	PART 27 MEASUREMENT REPORT		Approved by: Technical Manager
Test Report S/N: 1M2204110052-05.A3L	Test Dates: 4/11/2022 - 6/18/2022	EUT Type: Portable Handset	Page 110 of 301

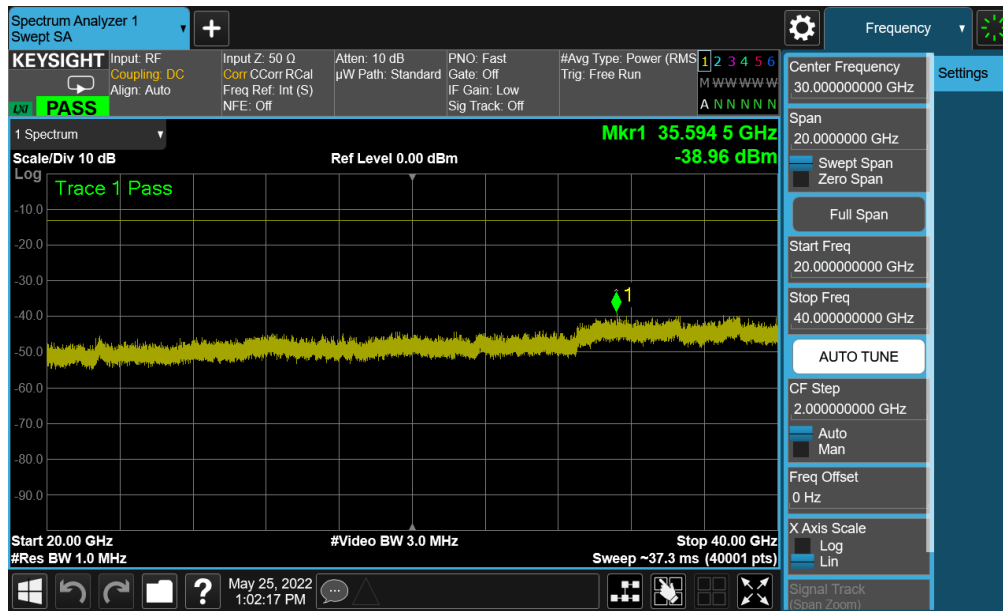


Plot 7-169. Conducted Spurious Plot (NR Band n77 - C-Band - 100MHz QPSK - RB Size 1, RB Offset 0 - High Channel - Ant G)



Plot 7-170. Conducted Spurious Plot (NR Band n77 - C-Band - 100MHz QPSK - RB Size 1, RB Offset 0 - High Channel - Ant G)

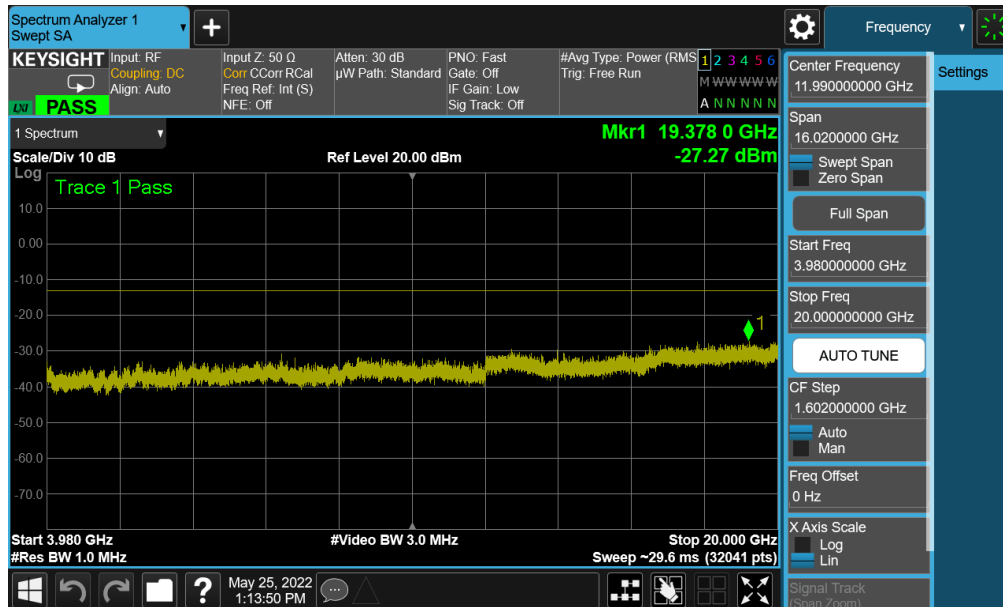
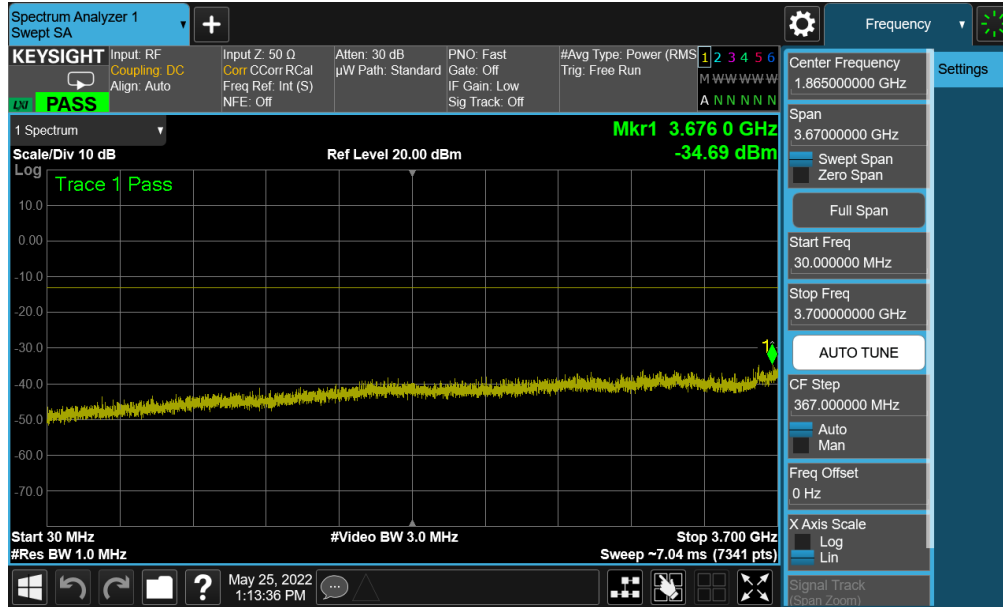
FCC ID: A3LSMF936B	PART 27 MEASUREMENT REPORT		Approved by: Technical Manager
Test Report S/N: 1M2204110052-05.A3L	Test Dates: 4/11/2022 - 6/18/2022	EUT Type: Portable Handset	Page 111 of 301



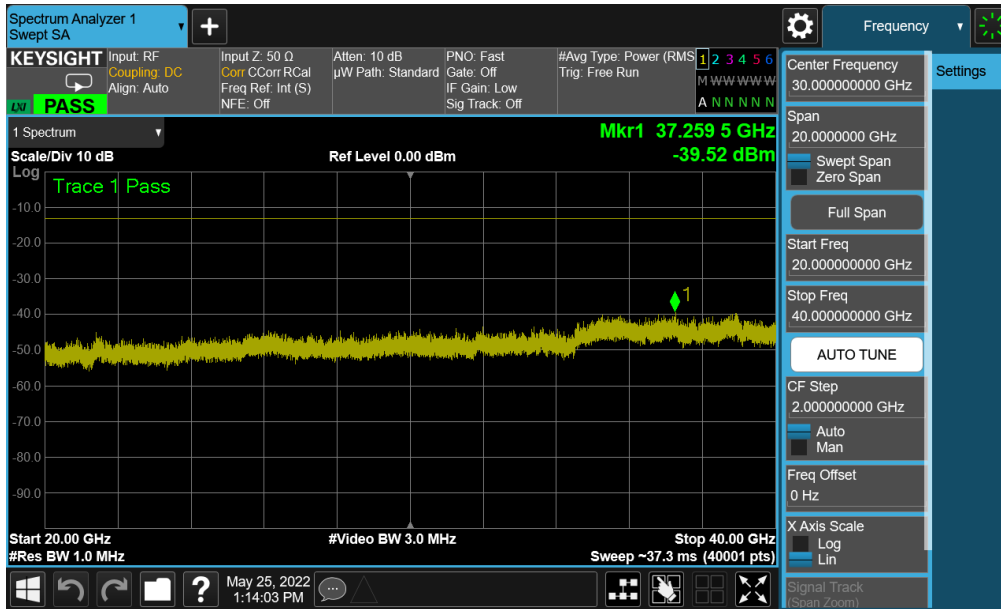
Plot 7-171. Conducted Spurious Plot (NR Band n77 - C-Band - 100MHz QPSK - RB Size 1, RB Offset 0 - High Channel - Ant G)

FCC ID: A3LSMF936B	PART 27 MEASUREMENT REPORT		Approved by: Technical Manager
Test Report S/N: 1M2204110052-05.A3L	Test Dates: 4/11/2022 - 6/18/2022	EUT Type: Portable Handset	Page 112 of 301

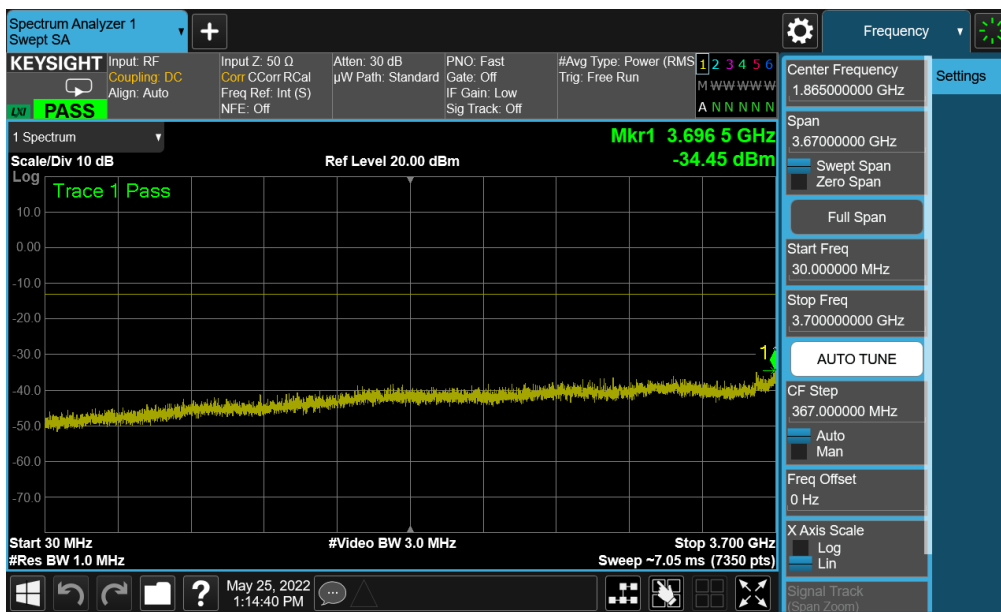
NR Band n77 – C-Band – SRS-4 – Ant D



FCC ID: A3LSMF936B	PART 27 MEASUREMENT REPORT		Approved by: Technical Manager
Test Report S/N: 1M2204110052-05.A3L	Test Dates: 4/11/2022 - 6/18/2022	EUT Type: Portable Handset	Page 113 of 301

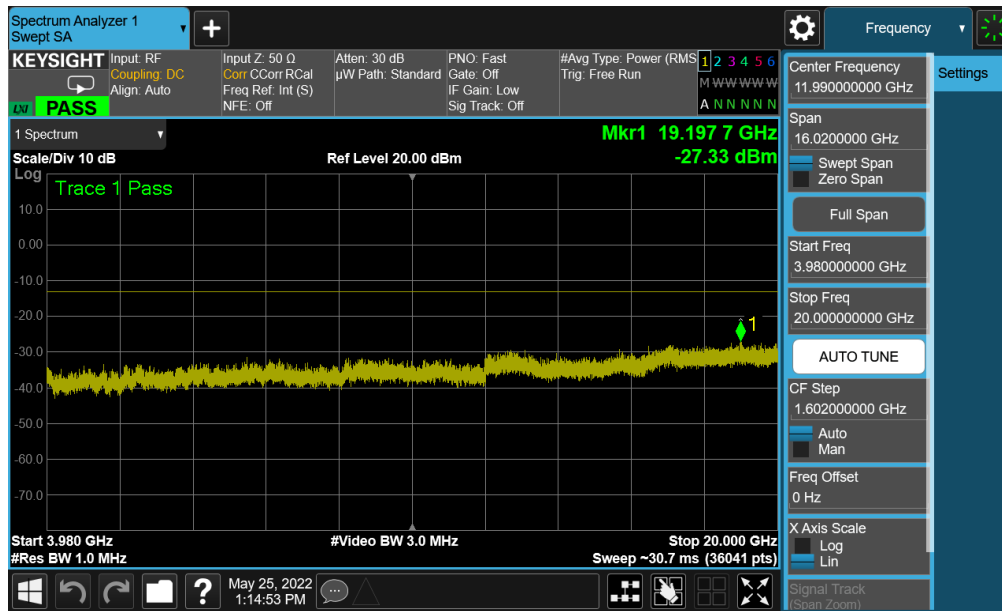


Plot 7-174. Conducted Spurious Plot (NR Band n77 - C-Band - 100MHz QPSK - RB Size 1, RB Offset 0 - Low Channel - Ant D)

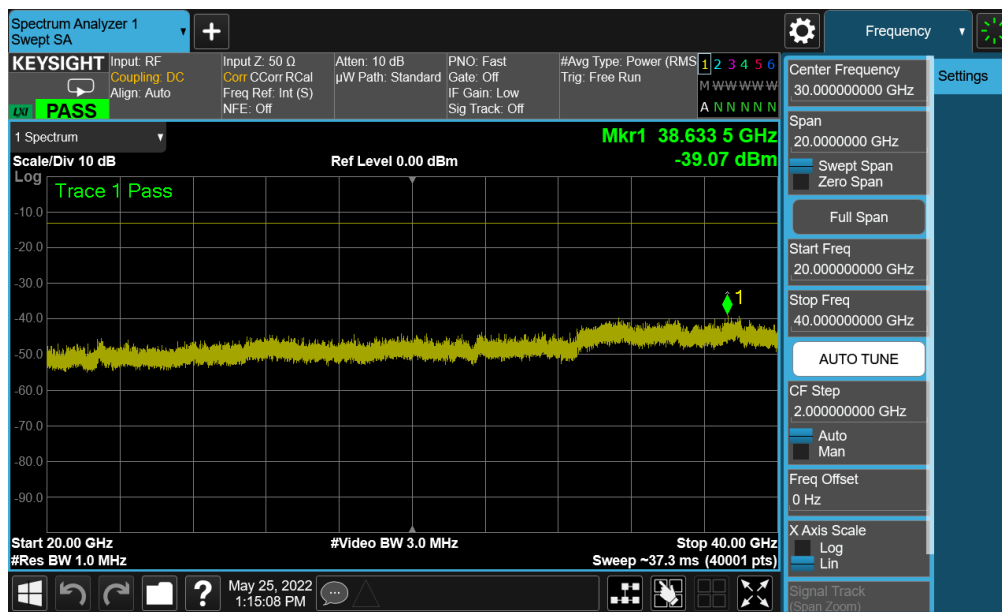


Plot 7-175. Conducted Spurious Plot (NR Band n77 - C-Band - 100MHz QPSK - RB Size 1, RB Offset 0 - Mid Channel - Ant D)

FCC ID: A3LSMF936B	PART 27 MEASUREMENT REPORT		Approved by: Technical Manager
Test Report S/N: 1M2204110052-05.A3L	Test Dates: 4/11/2022 - 6/18/2022	EUT Type: Portable Handset	Page 114 of 301

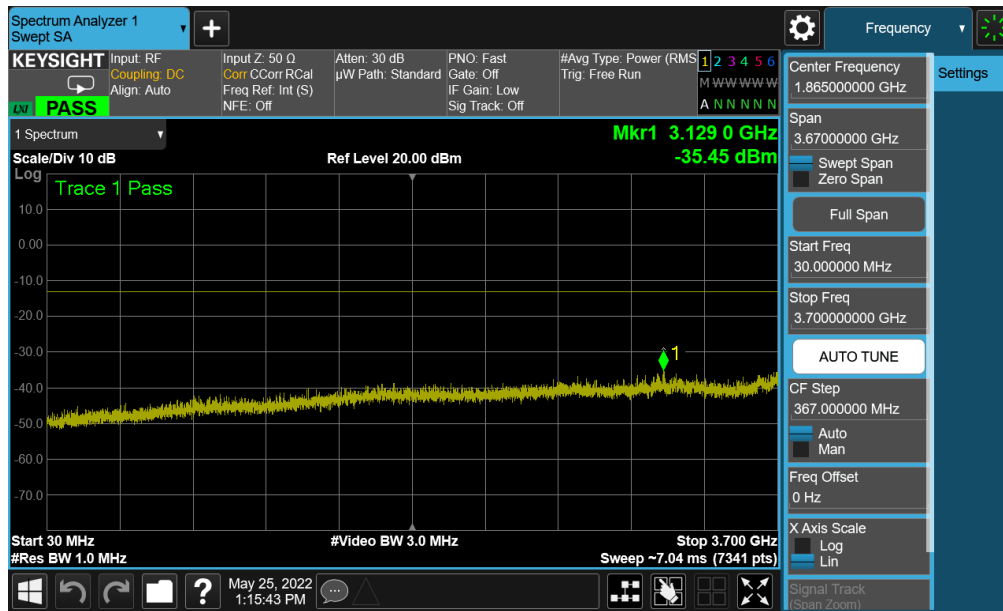


Plot 7-176. Conducted Spurious Plot (NR Band n77 - C-Band - 100MHz QPSK - RB Size 1, RB Offset 0 - Mid Channel - Ant D)

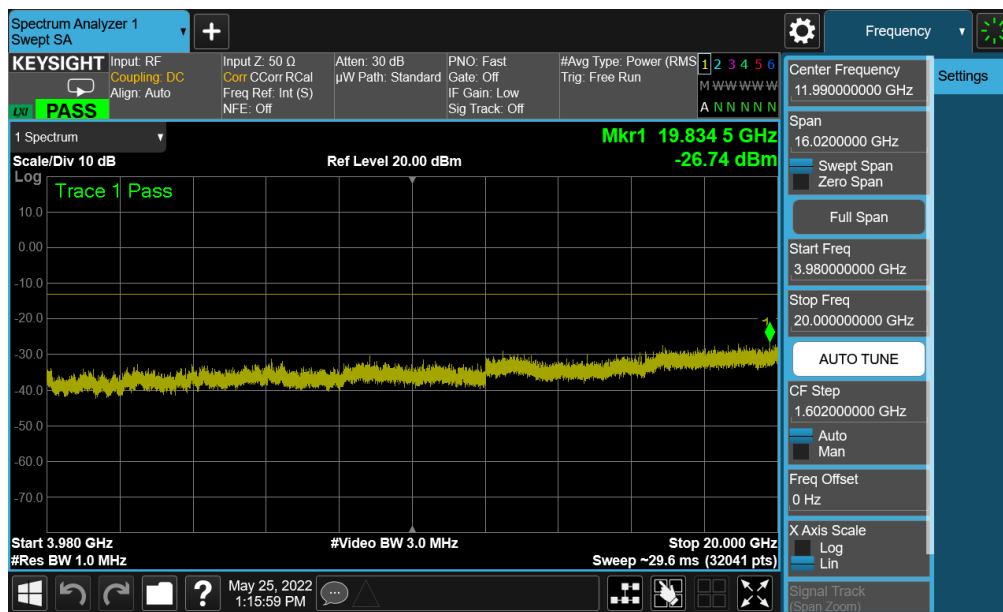


Plot 7-177. Conducted Spurious Plot (NR Band n77 - C-Band - 100MHz QPSK - RB Size 1, RB Offset 0 - Mid Channel - Ant D)

FCC ID: A3LSMF936B	PART 27 MEASUREMENT REPORT		Approved by: Technical Manager
Test Report S/N: 1M2204110052-05.A3L	Test Dates: 4/11/2022 - 6/18/2022	EUT Type: Portable Handset	Page 115 of 301

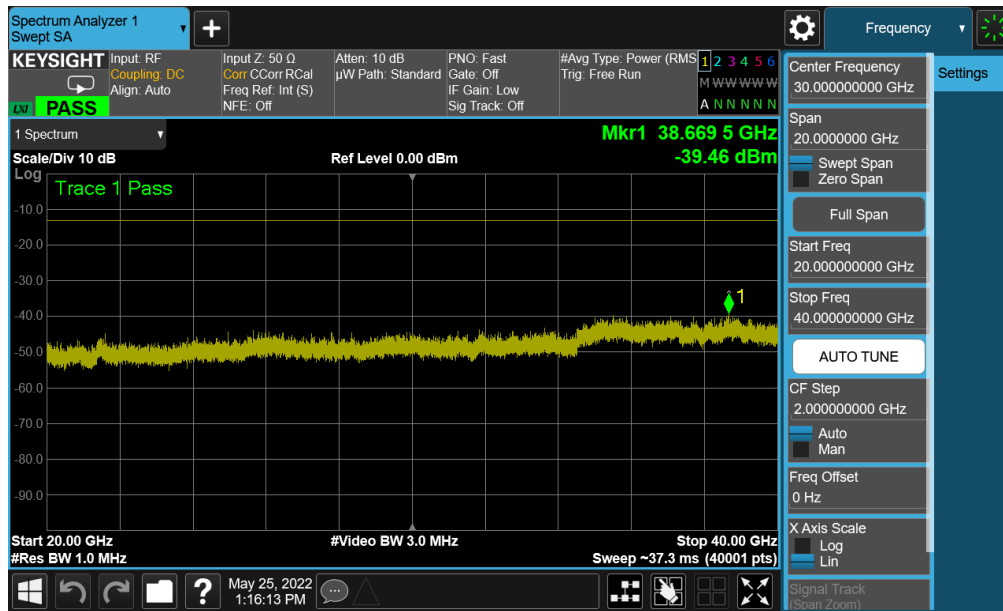


Plot 7-178. Conducted Spurious Plot (NR Band n77 - C-Band - 100MHz QPSK - RB Size 1, RB Offset 0 - High Channel - Ant D)



Plot 7-179. Conducted Spurious Plot (NR Band n77 - C-Band - 100MHz QPSK - RB Size 1, RB Offset 0 - High Channel - Ant D)

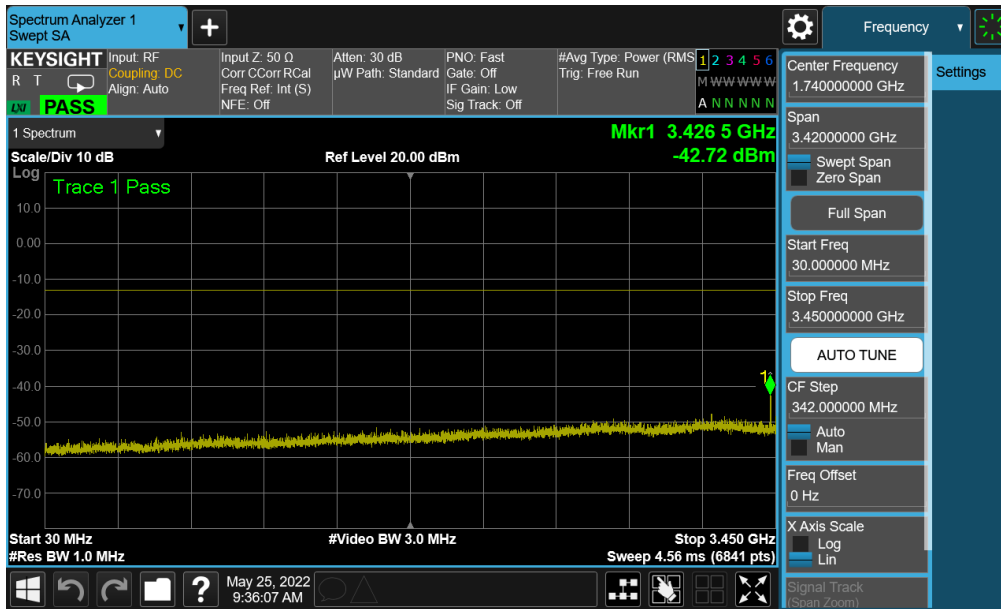
FCC ID: A3LSMF936B	PART 27 MEASUREMENT REPORT		Approved by: Technical Manager
Test Report S/N: 1M2204110052-05.A3L	Test Dates: 4/11/2022 - 6/18/2022	EUT Type: Portable Handset	Page 116 of 301



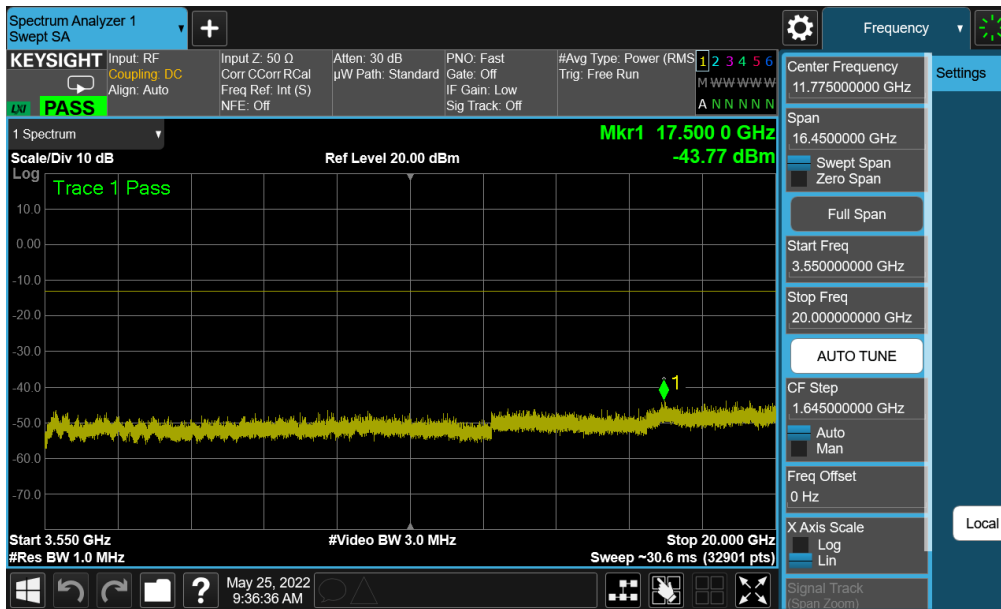
Plot 7-180. Conducted Spurious Plot (NR Band n77 - C-Band - 100MHz QPSK - RB Size 1, RB Offset 0 - High Channel - Ant D)

FCC ID: A3LSMF936B	PART 27 MEASUREMENT REPORT		Approved by: Technical Manager
Test Report S/N: 1M2204110052-05.A3L	Test Dates: 4/11/2022 - 6/18/2022	EUT Type: Portable Handset	Page 117 of 301

NR Band n77 – DoD Band – Ant F

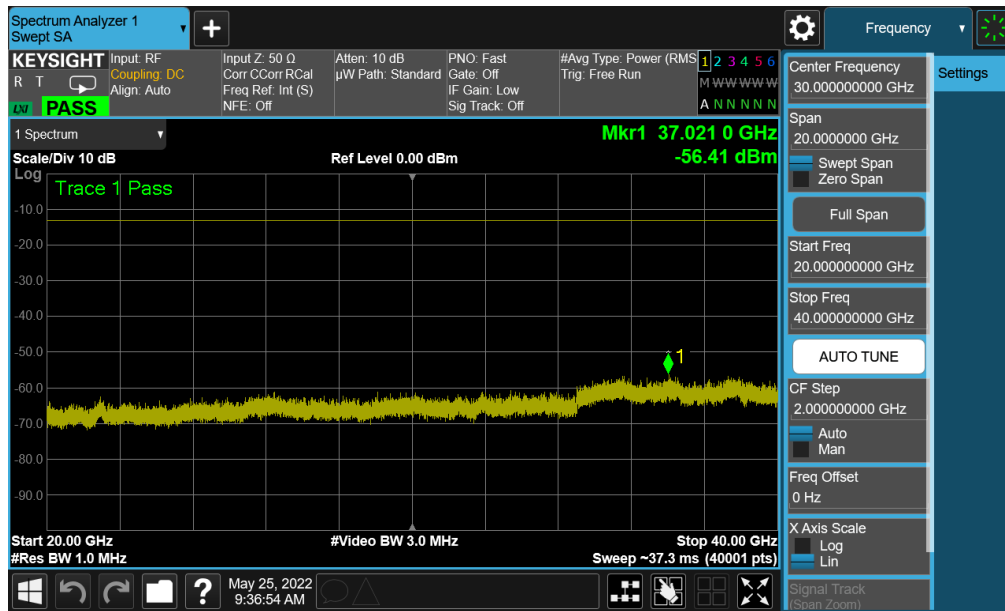


Plot 7-181. Conducted Spurious Plot (NR Band n77 (DoD) - 100MHz QPSK - RB Size 1, RB Offset 0 - Ant F)



Plot 7-182. Conducted Spurious Plot (NR Band n77 (DoD) - 100MHz QPSK - RB Size 1, RB Offset 0 - Ant F)

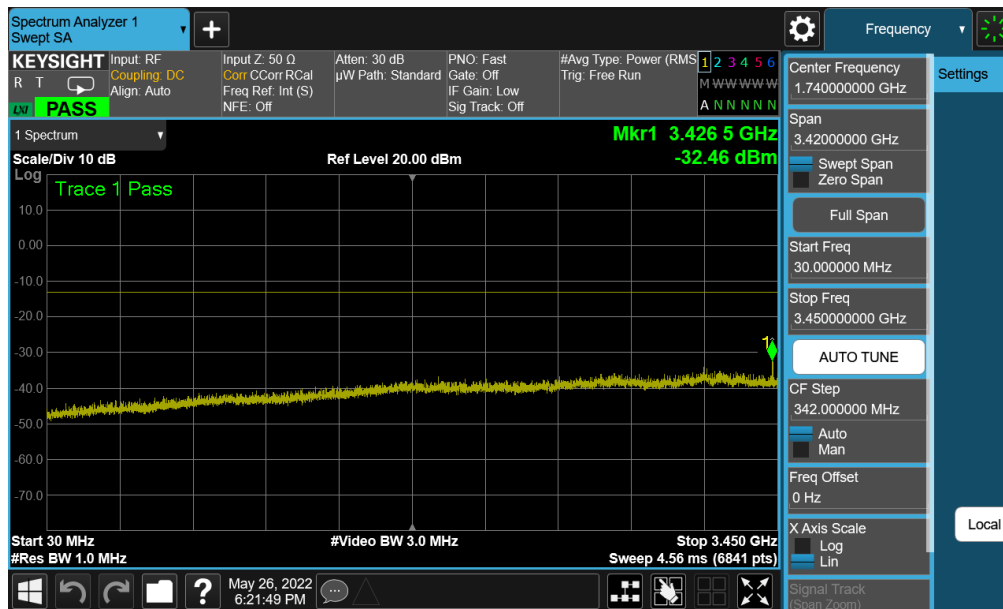
FCC ID: A3LSMF936B	PART 27 MEASUREMENT REPORT		Approved by: Technical Manager
Test Report S/N: 1M2204110052-05.A3L	Test Dates: 4/11/2022 - 6/18/2022	EUT Type: Portable Handset	Page 118 of 301



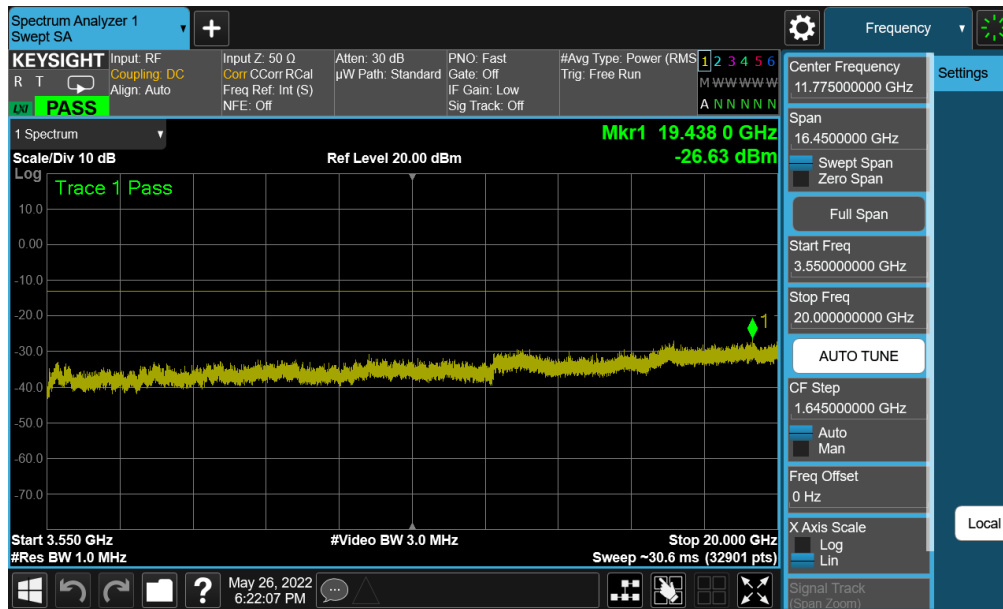
Plot 7-183. Conducted Spurious Plot (NR Band n77 (DoD) - 100MHz QPSK - RB Size 1, RB Offset 0 - Ant F)

FCC ID: A3LSMF936B	PART 27 MEASUREMENT REPORT		Approved by: Technical Manager
Test Report S/N: 1M2204110052-05.A3L	Test Dates: 4/11/2022 - 6/18/2022	EUT Type: Portable Handset	Page 119 of 301

NR Band n77 – DoD Band – SRS-2 – Ant E

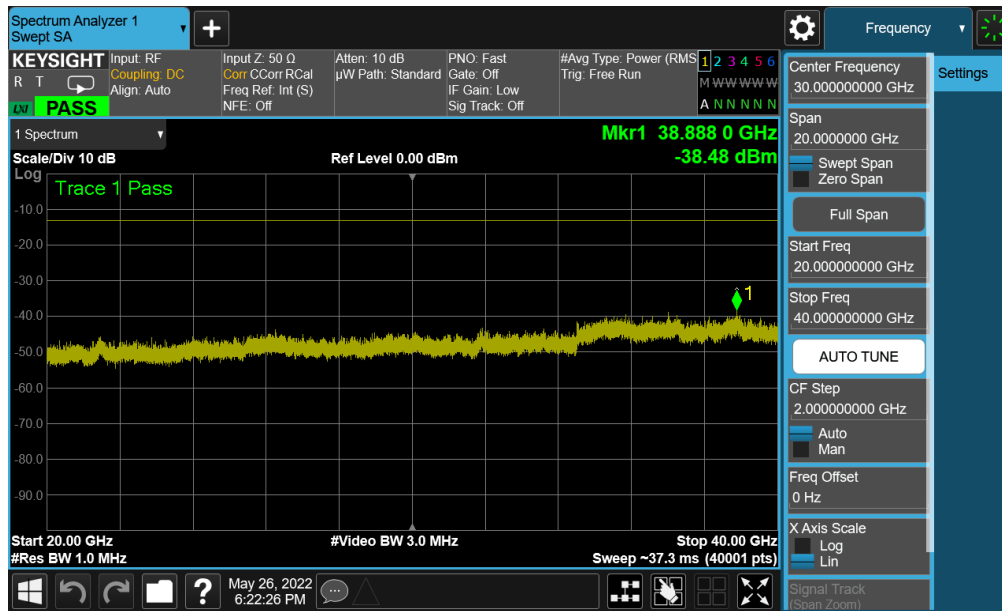


Plot 7-184. Conducted Spurious Plot (NR Band n77 (DoD) - 100MHz QPSK - RB Size 1, RB Offset 0 - Ant E)



Plot 7-185. Conducted Spurious Plot (NR Band n77 (DoD) - 100MHz QPSK - RB Size 1, RB Offset 0 - Ant E)

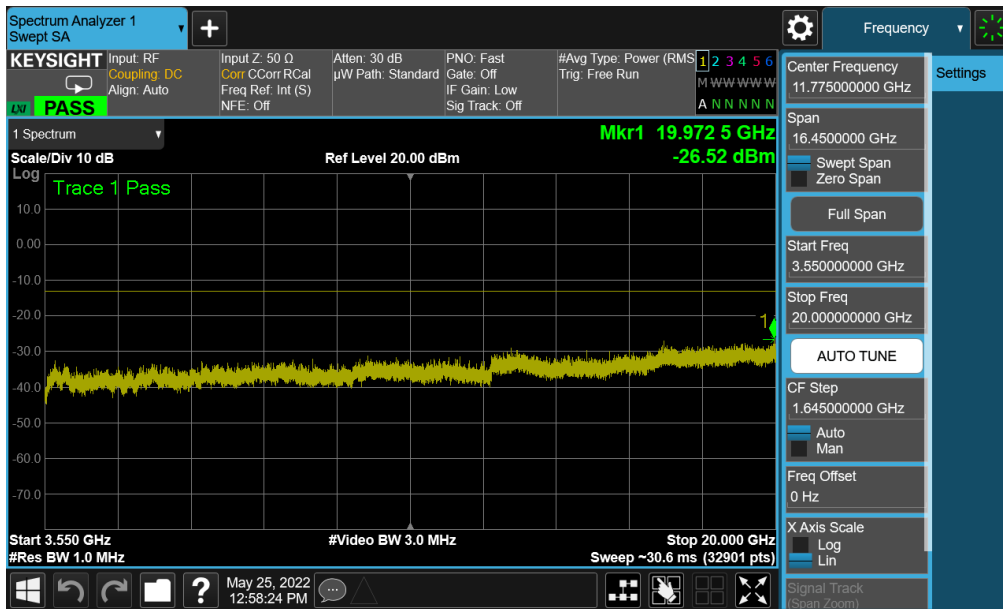
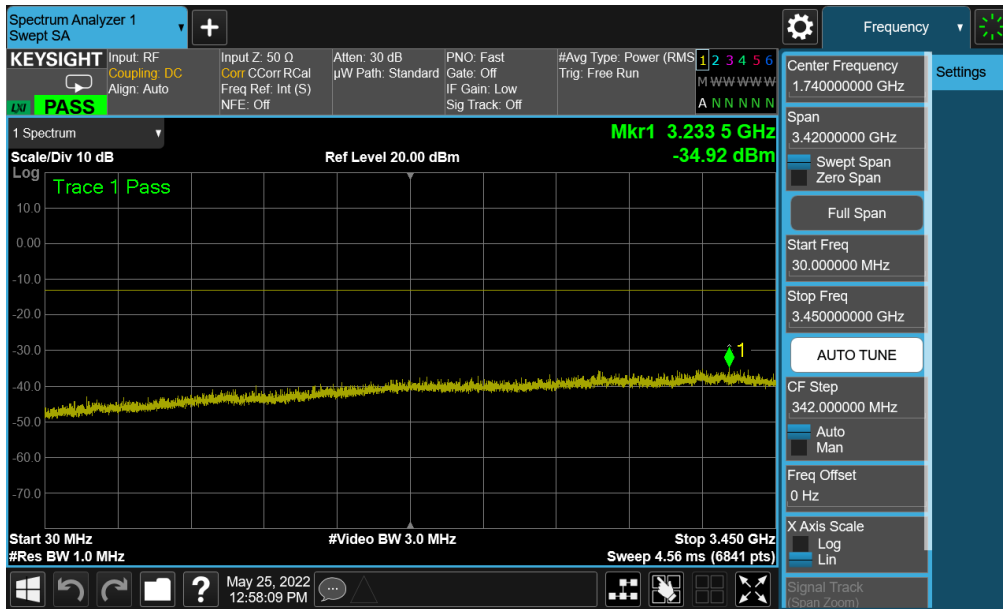
FCC ID: A3LSMF936B	PART 27 MEASUREMENT REPORT		Approved by: Technical Manager
Test Report S/N: 1M2204110052-05.A3L	Test Dates: 4/11/2022 - 6/18/2022	EUT Type: Portable Handset	Page 120 of 301



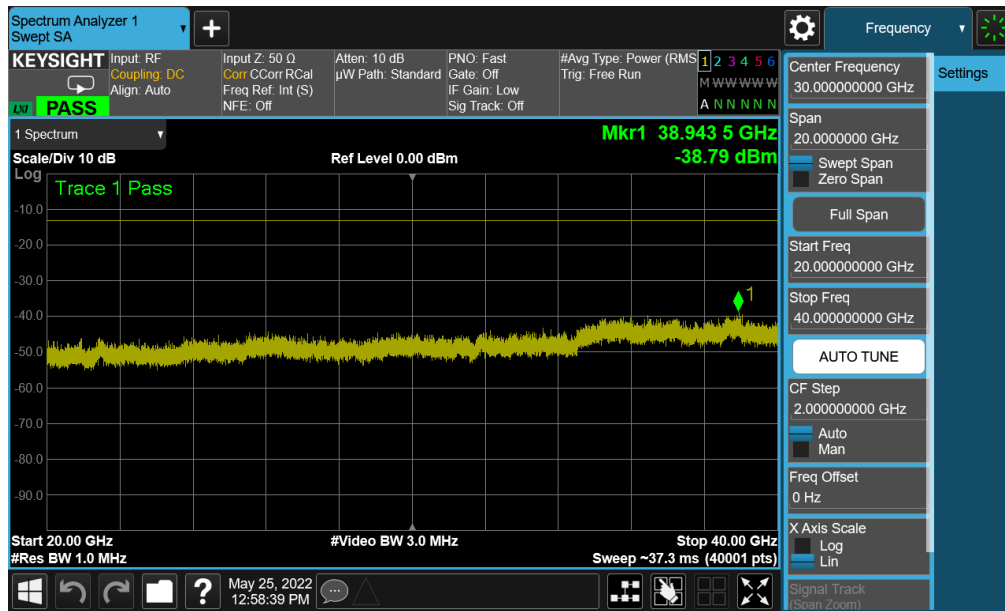
Plot 7-186. Conducted Spurious Plot (NR Band n77 (DoD) - 100MHz QPSK - RB Size 1, RB Offset 0 - Ant E)

FCC ID: A3LSMF936B	PART 27 MEASUREMENT REPORT		Approved by: Technical Manager
Test Report S/N: 1M2204110052-05.A3L	Test Dates: 4/11/2022 - 6/18/2022	EUT Type: Portable Handset	Page 121 of 301

NR Band n77 – DoD Band – SRS-3 – Ant G



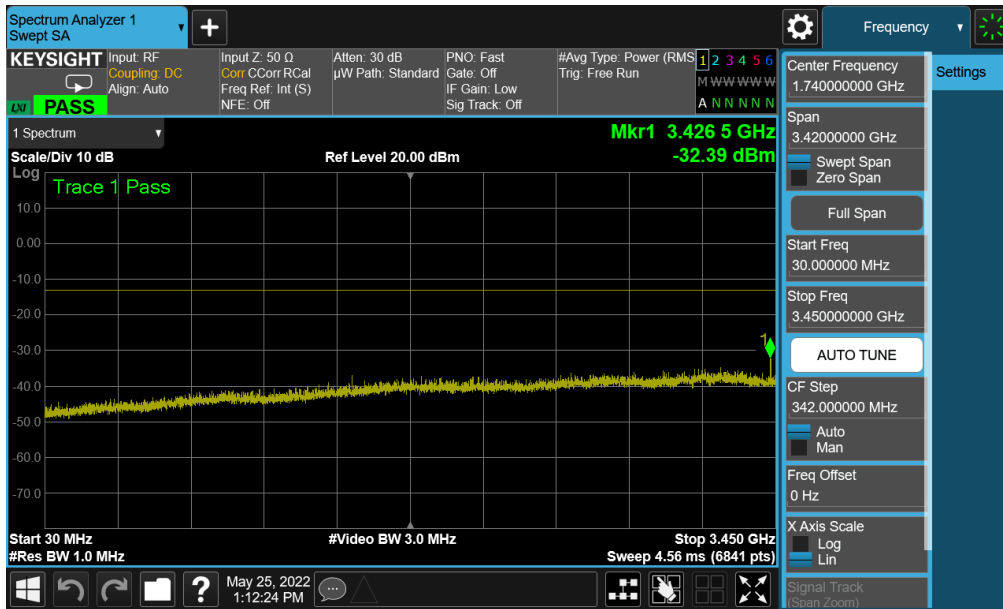
FCC ID: A3LSMF936B	PART 27 MEASUREMENT REPORT		Approved by: Technical Manager
Test Report S/N: 1M2204110052-05.A3L	Test Dates: 4/11/2022 - 6/18/2022	EUT Type: Portable Handset	Page 122 of 301



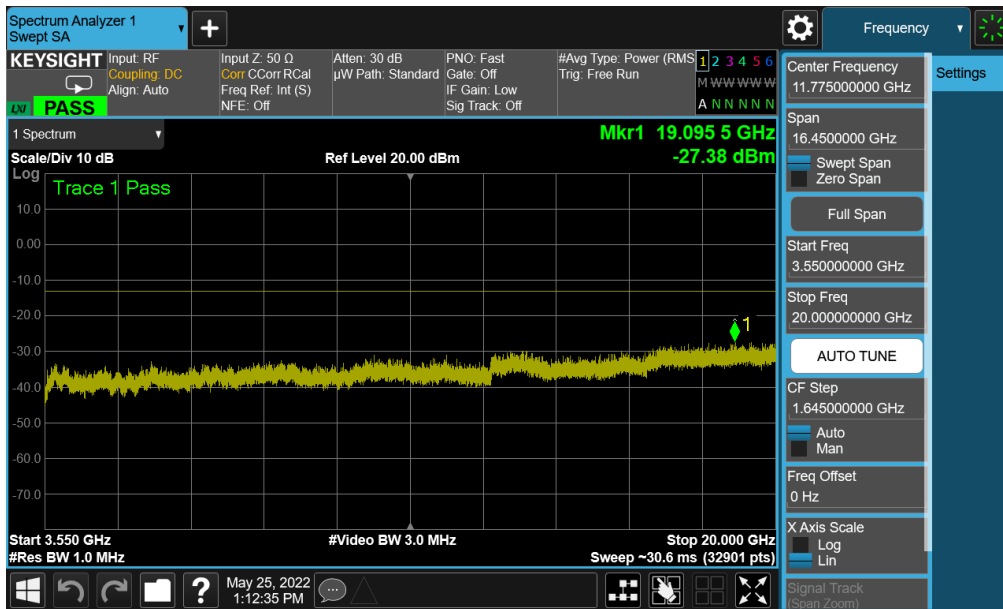
Plot 7-189. Conducted Spurious Plot (NR Band n77 (DoD) - 100MHz QPSK - RB Size 1, RB Offset 0 - Ant G)

FCC ID: A3LSMF936B	PART 27 MEASUREMENT REPORT		Approved by: Technical Manager
Test Report S/N: 1M2204110052-05.A3L	Test Dates: 4/11/2022 - 6/18/2022	EUT Type: Portable Handset	Page 123 of 301

NR Band n77 – DoD Band – SRS-4 – Ant D

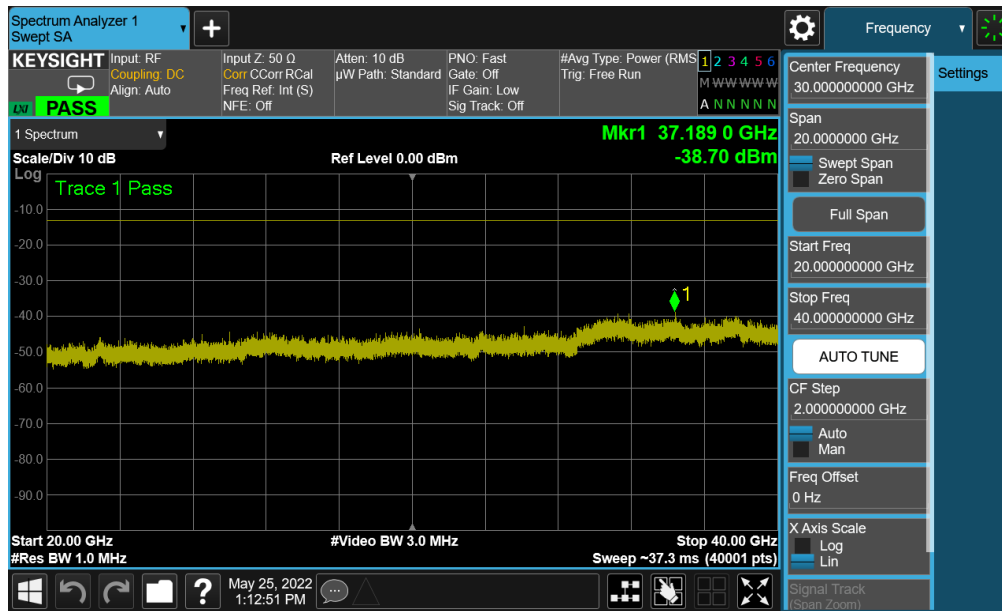


Plot 7-190. Conducted Spurious Plot (NR Band n77 (DoD) - 100MHz QPSK - RB Size 1, RB Offset 0 - Ant D)



Plot 7-191. Conducted Spurious Plot (NR Band n77 (DoD) - 100MHz QPSK - RB Size 1, RB Offset 0 - Ant D)

FCC ID: A3LSMF936B	PART 27 MEASUREMENT REPORT		Approved by: Technical Manager
Test Report S/N: 1M2204110052-05.A3L	Test Dates: 4/11/2022 - 6/18/2022	EUT Type: Portable Handset	Page 124 of 301



Plot 7-192. Conducted Spurious Plot (NR Band n77 (DoD) - 100MHz QPSK - RB Size 1, RB Offset 0 - Ant D)

FCC ID: A3LSMF936B	PART 27 MEASUREMENT REPORT		Approved by: Technical Manager
Test Report S/N: 1M2204110052-05.A3L	Test Dates: 4/11/2022 - 6/18/2022	EUT Type: Portable Handset	Page 125 of 301

7.5 Band Edge Emissions at Antenna Terminal

Test Overview

All out of band emissions are measured with a spectrum analyzer connected to the antenna terminal of the EUT while the EUT is operating at maximum power, and at the appropriate frequencies. All data rates were investigated to determine the worst case configuration. All modes of operation were investigated and the worst case configuration results are reported in this section.

For operations in the 3700 – 3980MHz band and the 3450 – 3550MHz band, the maximum permissible conducted power level of any out-of-band emission is -13dBm/MHz.

Test Procedure Used

ANSI C63.26-2015 – Section 5.7.3

Test Settings

1. Start and stop frequency were set such that the band edge would be placed in the center of the plot
2. Span was set large enough so as to capture all out of band emissions near the band edge
3. RBW \geq 1% of the emission bandwidth
4. VBW \geq 3 x RBW
5. Detector = RMS
6. Number of sweep points \geq 2 x Span/RBW
7. Trace mode = trace average for continuous emissions, max hold for pulse emissions
8. Sweep time = auto couple
9. The trace was allowed to stabilize

Test Setup

The EUT and measurement equipment were set up as shown in the diagram below.




Figure 7-4. Test Instrument & Measurement Setup

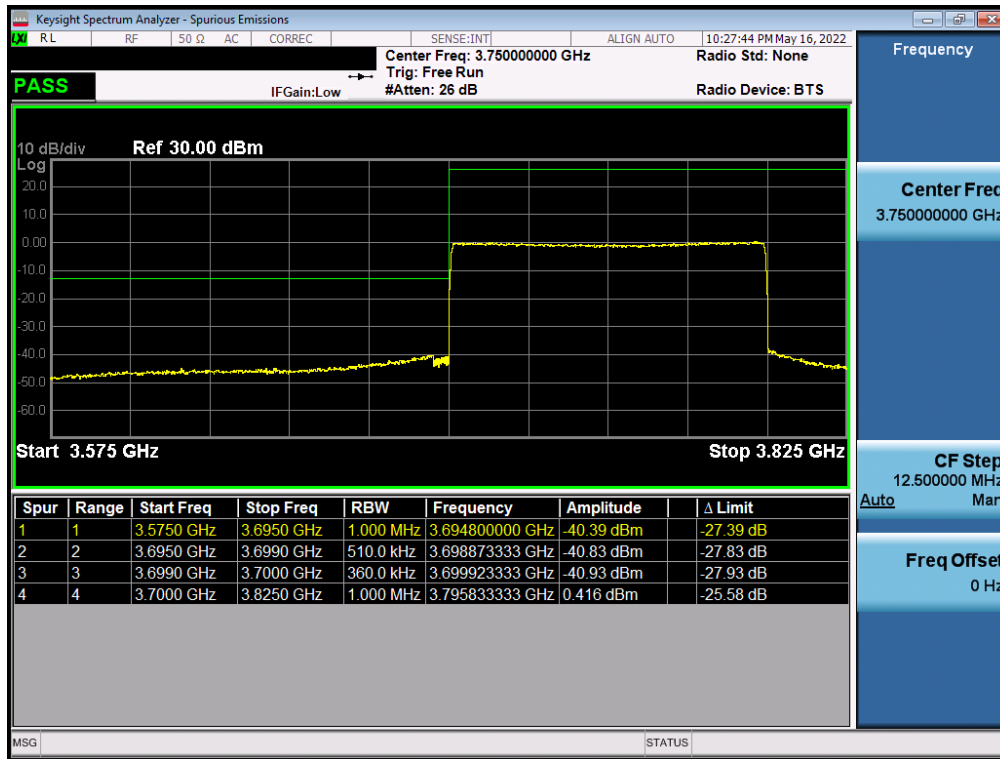
FCC ID: A3LSMF936B	PART 27 MEASUREMENT REPORT		Approved by: Technical Manager
Test Report S/N: 1M2204110052-05.A3L	Test Dates: 4/11/2022 - 6/18/2022	EUT Type: Portable Handset	Page 126 of 301

Test Notes

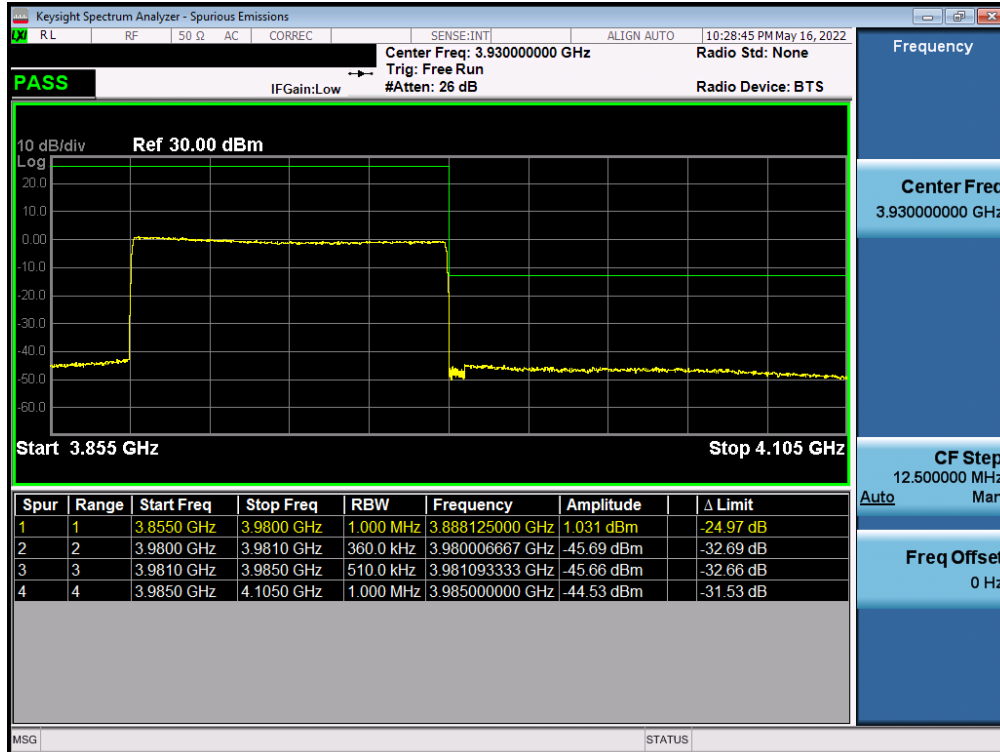
1. Per Part 27.53(l), compliance with the -13dBm/MHz conducted power limit for out-of-band emissions is based on the use of measurement instrumentation employing a resolution bandwidth of 1 MHz or greater. However, in the 1 MHz bands immediately outside and adjacent to the licensee's frequency block, the minimum resolution bandwidth for the measurement shall be either one percent of the emission bandwidth of the fundamental emission of the transmitter or 350 kHz. In the bands between 1 and 5 MHz removed from the licensee's frequency block, the minimum resolution bandwidth for the measurement shall be 500 kHz.
2. Per Part 27.53(n), compliance with the -13dBm/MHz conducted power limit for out-of-band emissions is based on the use of measurement instrumentation employing a resolution bandwidth of 1 MHz or greater. However, in the 1 MHz bands immediately outside and adjacent to the licensee's frequency block, a resolution bandwidth of at least one percent of the emission bandwidth of the fundamental emission of the transmitter may be employed, but limited to a maximum of 200 kHz. In the bands between 1 and 5 MHz removed from the licensee's frequency block, the minimum resolution bandwidth for the measurement shall be 500 kHz.
3. The emission bandwidth is defined as the width of the signal between two points, one below the carrier center frequency and one above the carrier center frequency, outside of which all emissions are attenuated at least 26 dB below the transmitter power.
4. For NR operation, all subcarrier spacings (SCS) and transmission schemes (e.g. CP-OFDM and DFT-s-OFDM) were investigated to determine the worst case configuration. All modes of operation were investigated and the worst case configuration results are reported in this section.

FCC ID: A3LSMF936B	PART 27 MEASUREMENT REPORT		Approved by: Technical Manager
Test Report S/N: 1M2204110052-05.A3L	Test Dates: 4/11/2022 - 6/18/2022	EUT Type: Portable Handset	Page 127 of 301

NR Band n77 – C-Band – Ant F

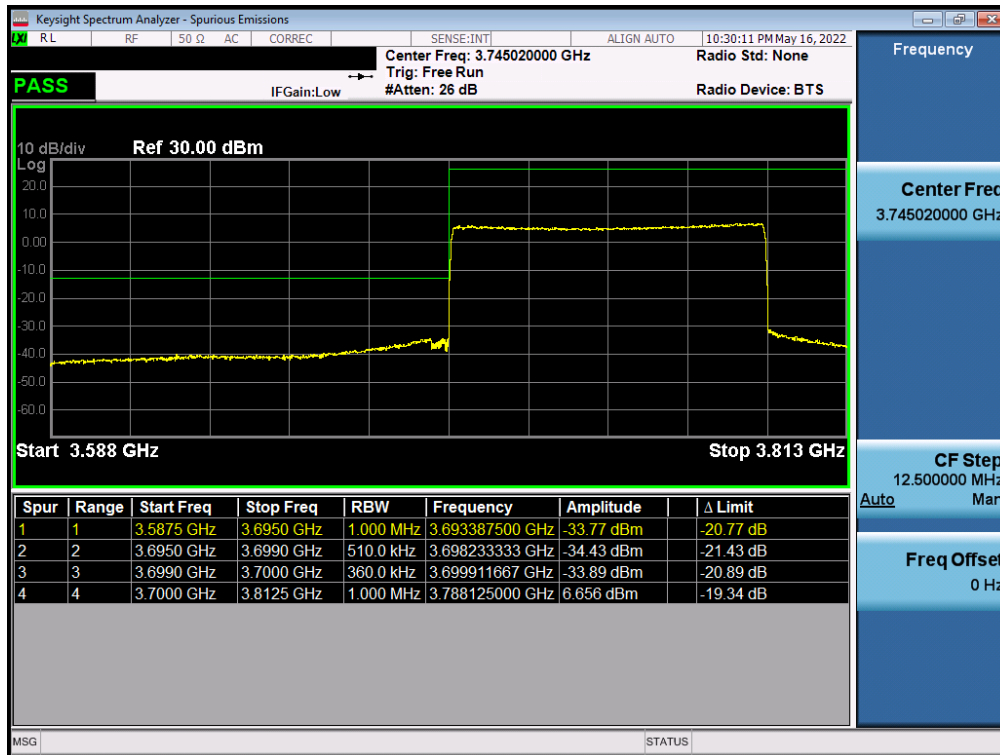


Plot 7-193. Lower ACP Plot (NR Band n77 (C-Band) - 100MHz CP-OFDM-QPSK – Full RB - Ant F)

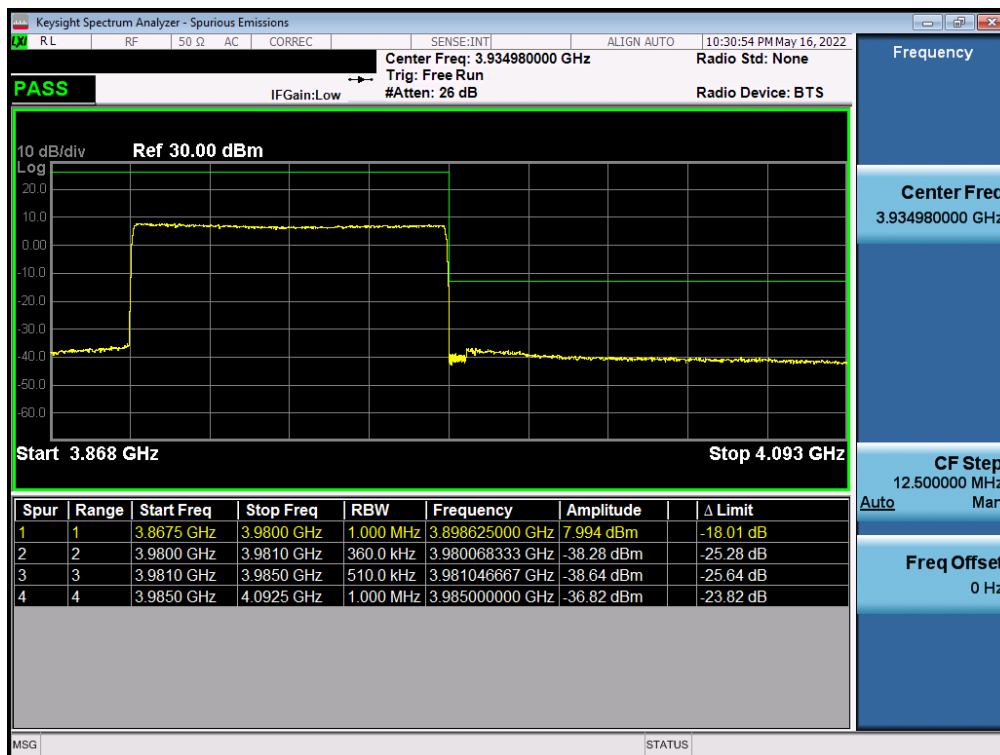


Plot 7-194. Upper ACP Plot (NR Band n77 (C-Band) - 100MHz CP-OFDM-QPSK – Full RB - Ant F)

FCC ID: A3LSMF936B	PART 27 MEASUREMENT REPORT		Approved by: Technical Manager
Test Report S/N: 1M2204110052-05.A3L	Test Dates: 4/11/2022 - 6/18/2022	EUT Type: Portable Handset	Page 128 of 301

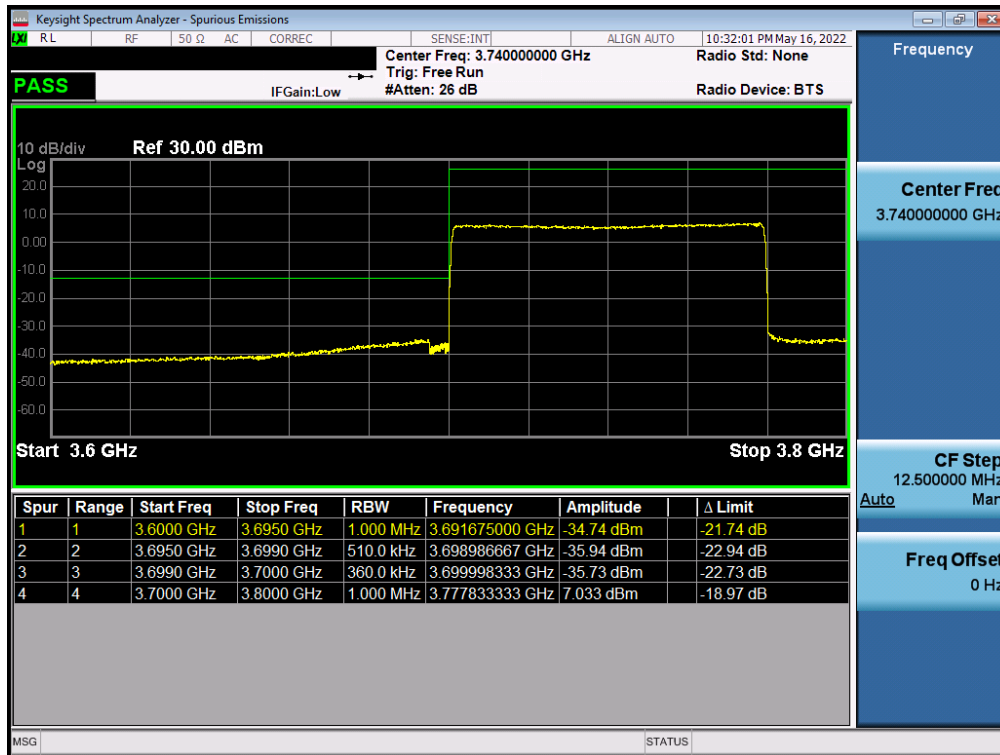


Plot 7-195. Lower ACP Plot (NR Band n77 (C-Band) - 90MHz CP-OFDM-QPSK - Full RB - Ant F)

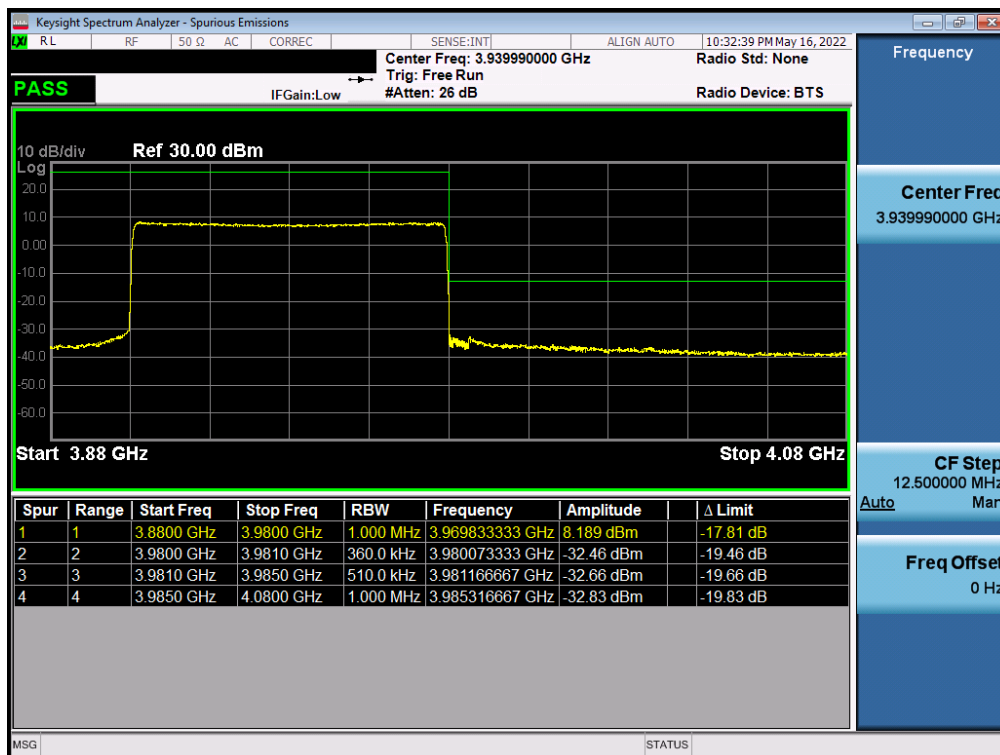


Plot 7-196. Upper ACP Plot (NR Band n77 (C-Band) - 90MHz CP-OFDM-QPSK - Full RB - Ant F)

FCC ID: A3LSMF936B	PART 27 MEASUREMENT REPORT		Approved by: Technical Manager
Test Report S/N: 1M2204110052-05.A3L	Test Dates: 4/11/2022 - 6/18/2022	EUT Type: Portable Handset	Page 129 of 301

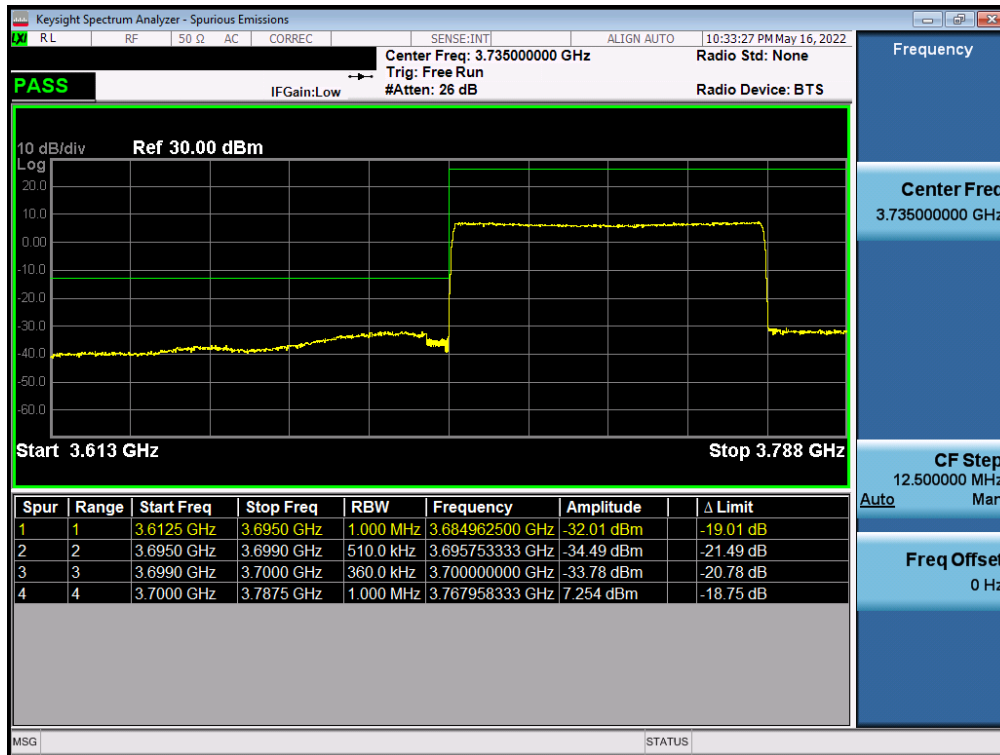


Plot 7-197. Lower ACP Plot (NR Band n77 (C-Band) - 80MHz CP-OFDM-QPSK – Full RB - Ant F)

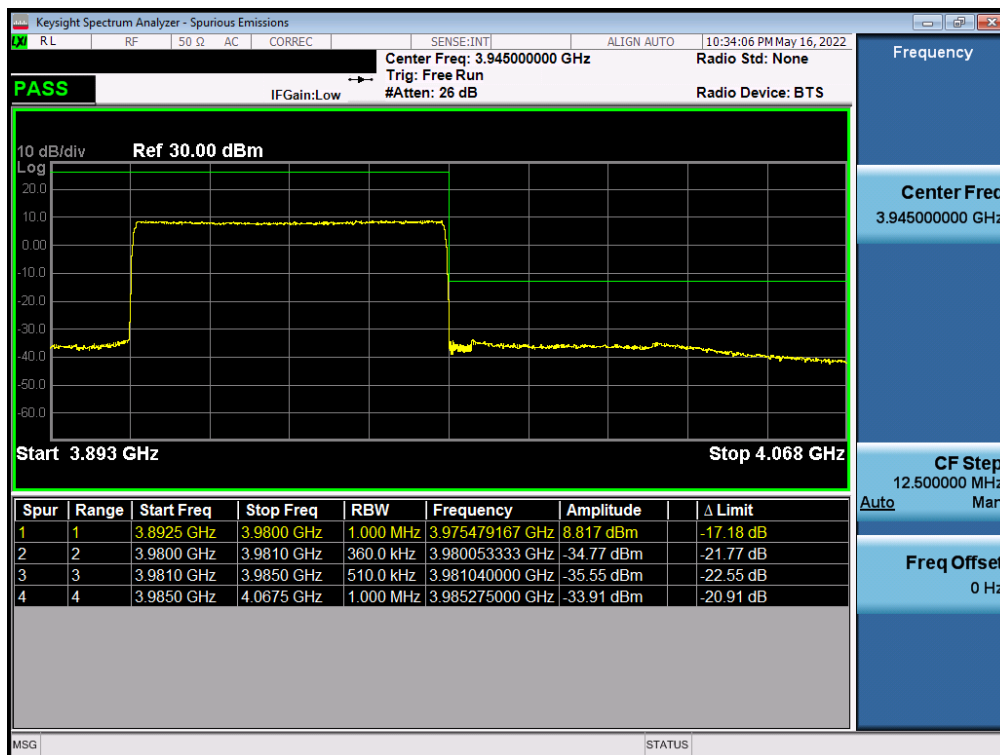


Plot 7-198. Upper ACP Plot (NR Band n77 (C-Band) - 80MHz CP-OFDM-QPSK – Full RB - Ant F)

FCC ID: A3LSMF936B	PART 27 MEASUREMENT REPORT		Approved by: Technical Manager
Test Report S/N: 1M2204110052-05.A3L	Test Dates: 4/11/2022 - 6/18/2022	EUT Type: Portable Handset	Page 130 of 301

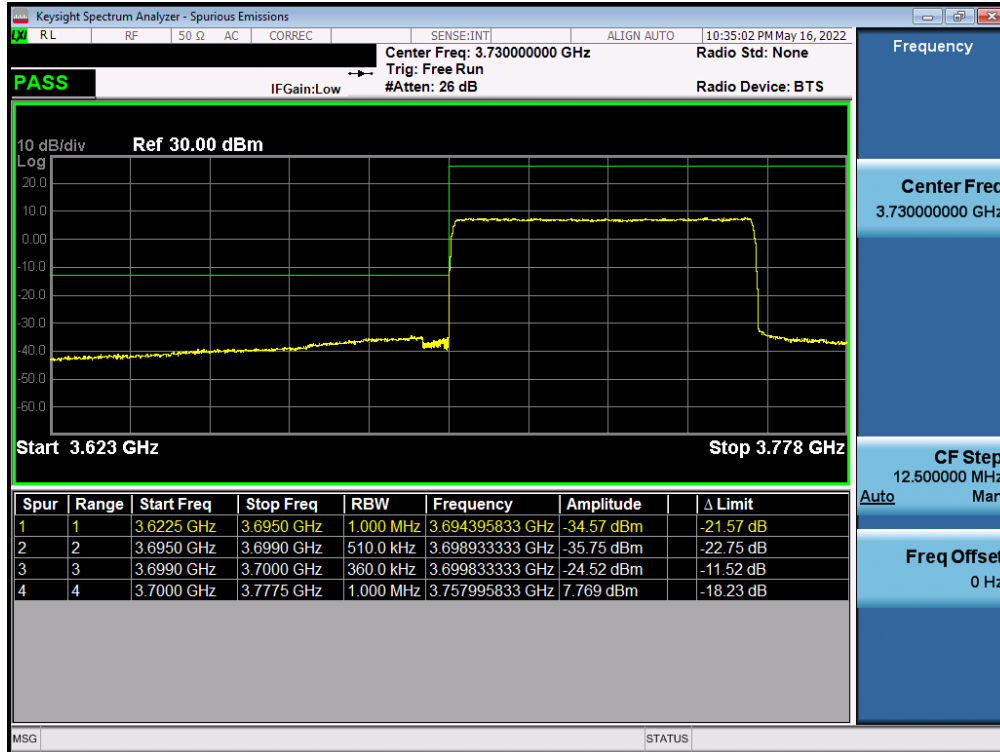


Plot 7-199. Lower ACP Plot (NR Band n77 (C-Band) - 70MHz CP-OFDM-QPSK – Full RB - Ant F)

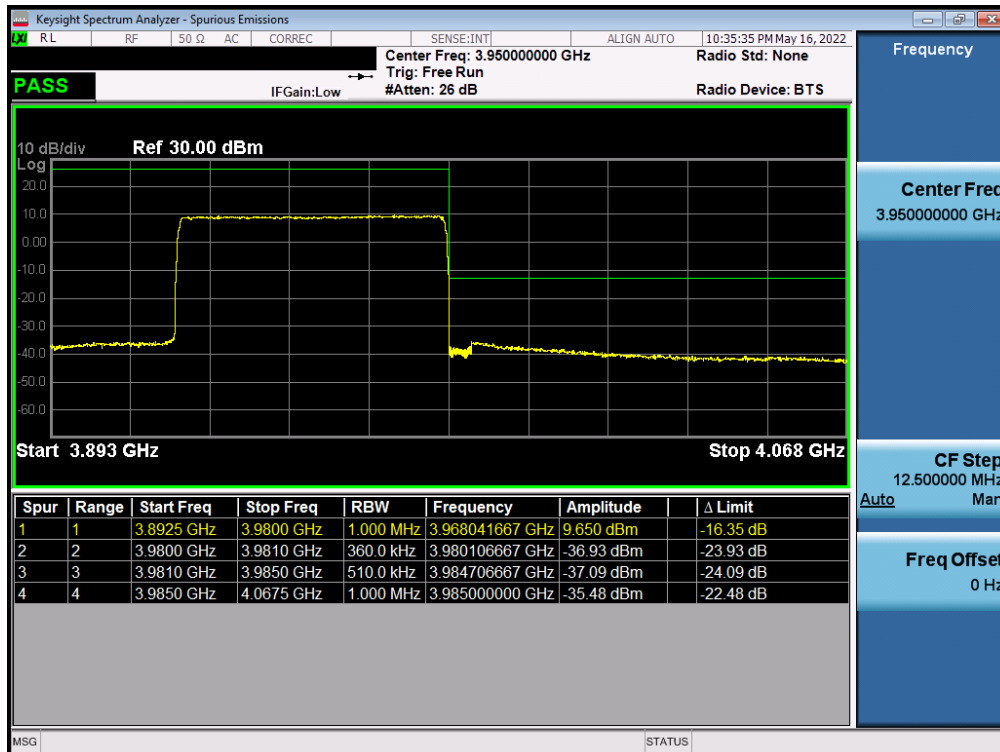


Plot 7-200. Upper ACP Plot (NR Band n77 (C-Band) - 70MHz CP-OFDM-QPSK – Full RB - Ant F)

FCC ID: A3LSMF936B	PART 27 MEASUREMENT REPORT		Approved by: Technical Manager
Test Report S/N: 1M2204110052-05.A3L	Test Dates: 4/11/2022 - 6/18/2022	EUT Type: Portable Handset	Page 131 of 301

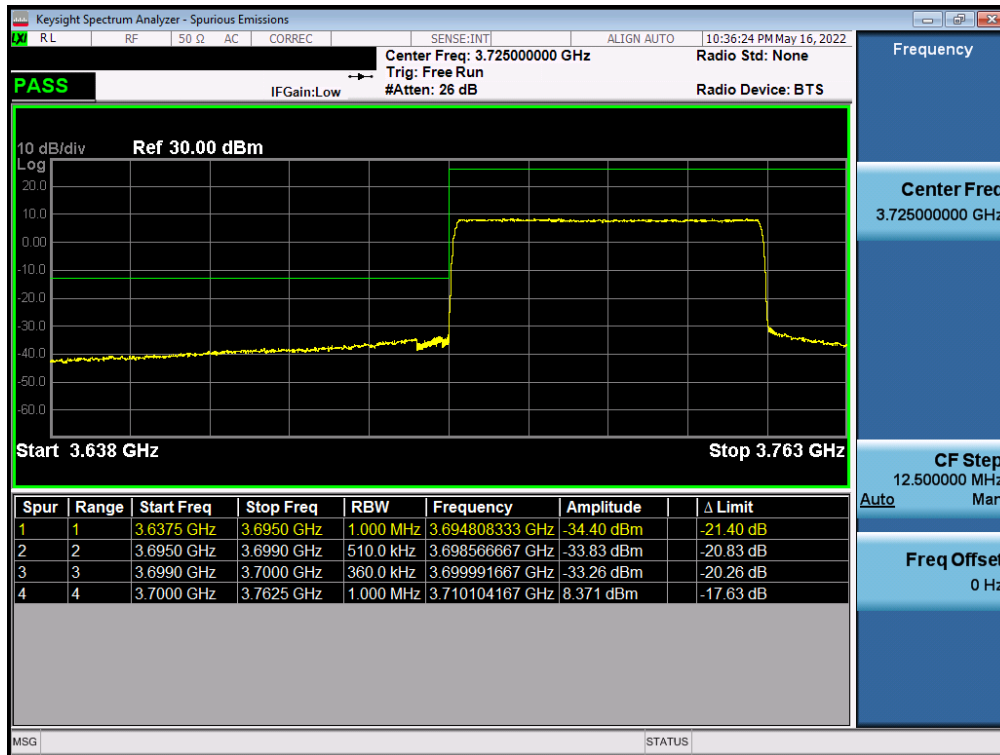


Plot 7-201. Lower ACP Plot (NR Band n77 (C-Band) - 60MHz CP-OFDM-QPSK - Full RB - Ant F)

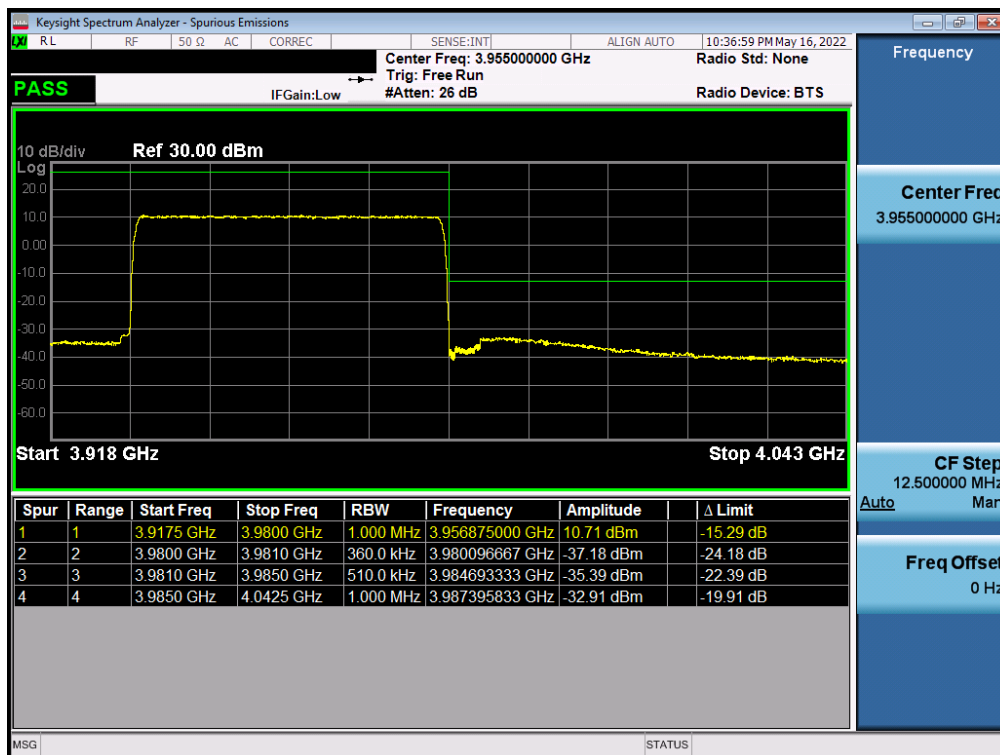


Plot 7-202. Upper ACP Plot (NR Band n77 (C-Band) - 60MHz CP-OFDM-QPSK - Full RB - Ant F)

FCC ID: A3LSMF936B	PART 27 MEASUREMENT REPORT		Approved by: Technical Manager
Test Report S/N: 1M2204110052-05.A3L	Test Dates: 4/11/2022 - 6/18/2022	EUT Type: Portable Handset	Page 132 of 301

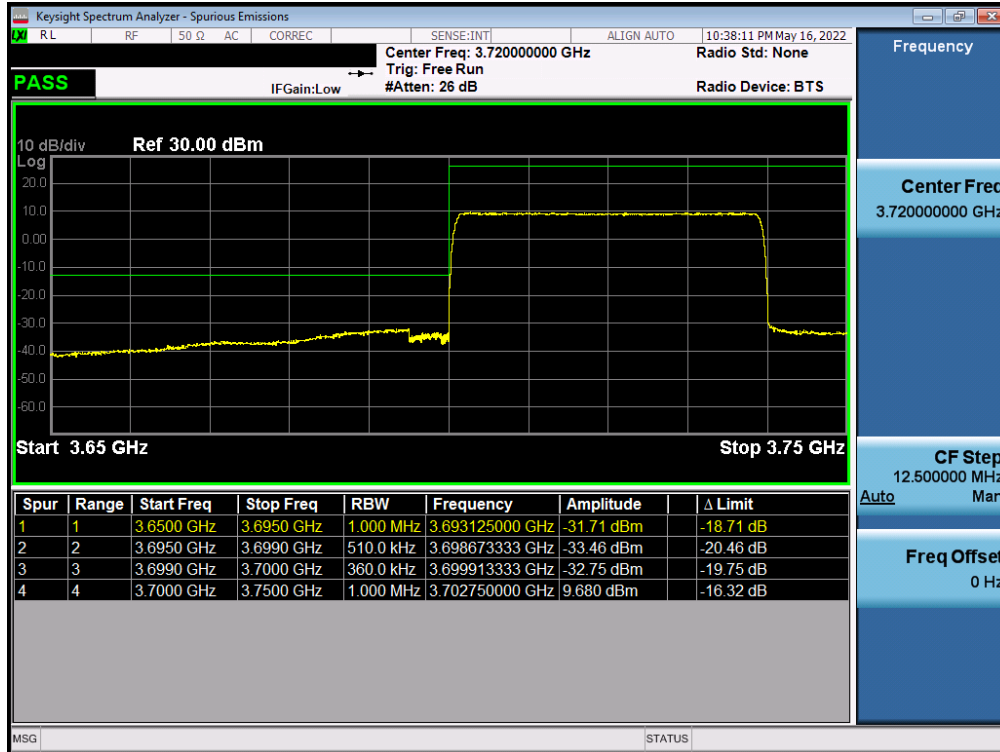


Plot 7-203. Lower ACP Plot (NR Band n77 (C-Band) - 50MHz CP-OFDM-QPSK – Full RB - Ant F)

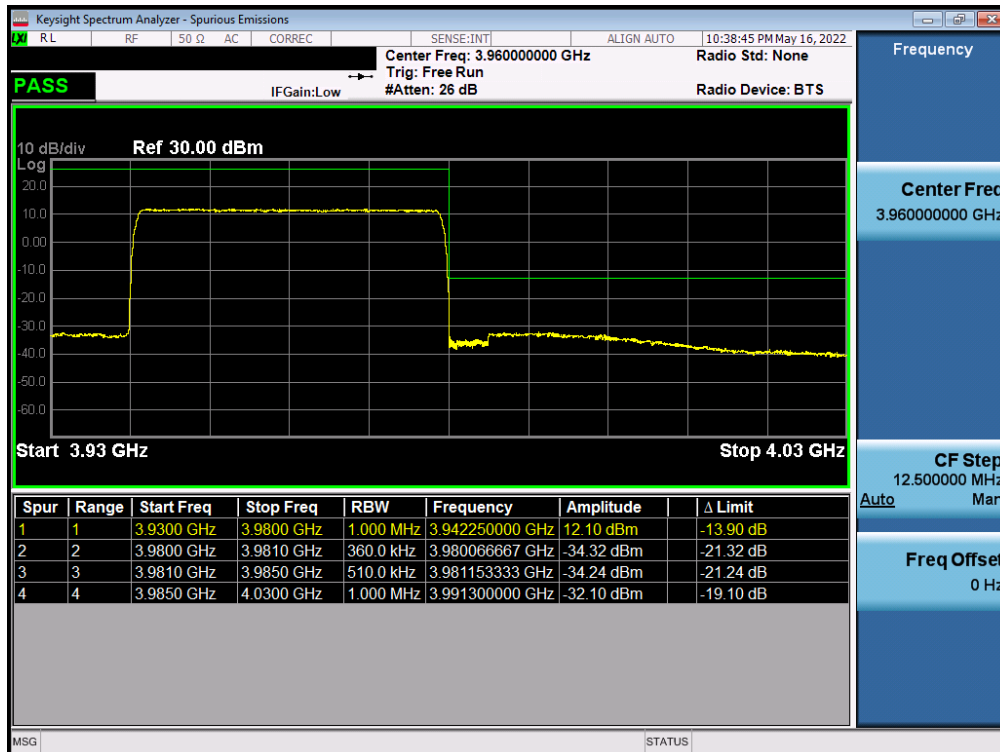


Plot 7-204. Upper ACP Plot (NR Band n77 (C-Band) - 50MHz CP-OFDM-QPSK – Full RB - Ant F)

FCC ID: A3LSMF936B	PART 27 MEASUREMENT REPORT		Approved by: Technical Manager
Test Report S/N: 1M2204110052-05.A3L	Test Dates: 4/11/2022 - 6/18/2022	EUT Type: Portable Handset	Page 133 of 301

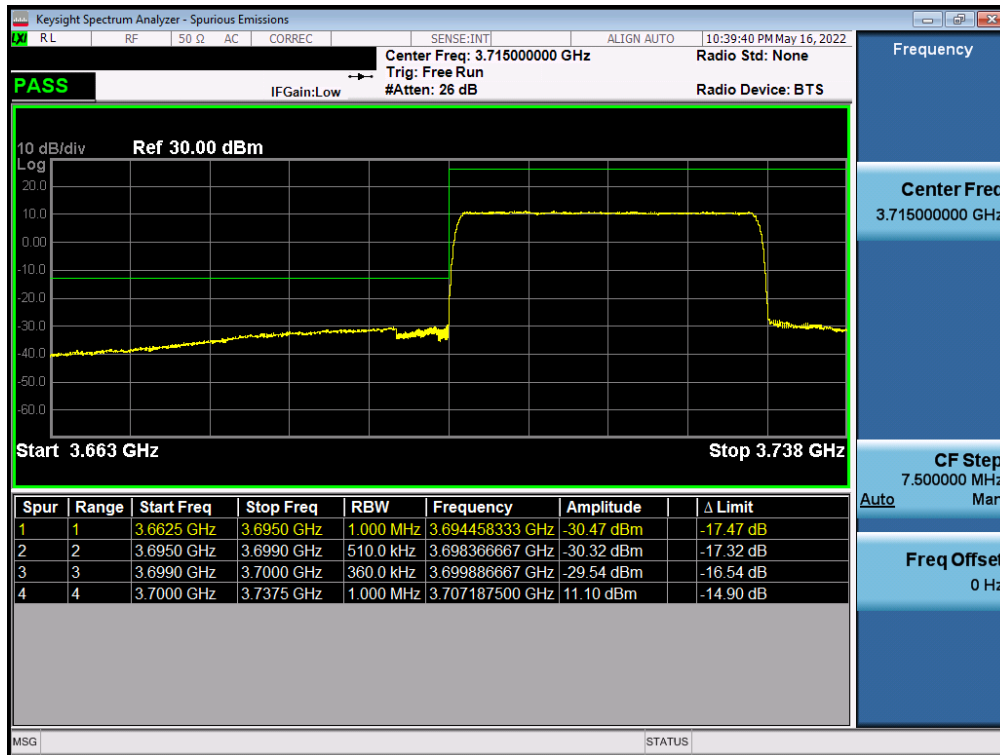


Plot 7-205. Lower ACP Plot (NR Band n77 (C-Band) - 40MHz CP-OFDM-QPSK – Full RB - Ant F)

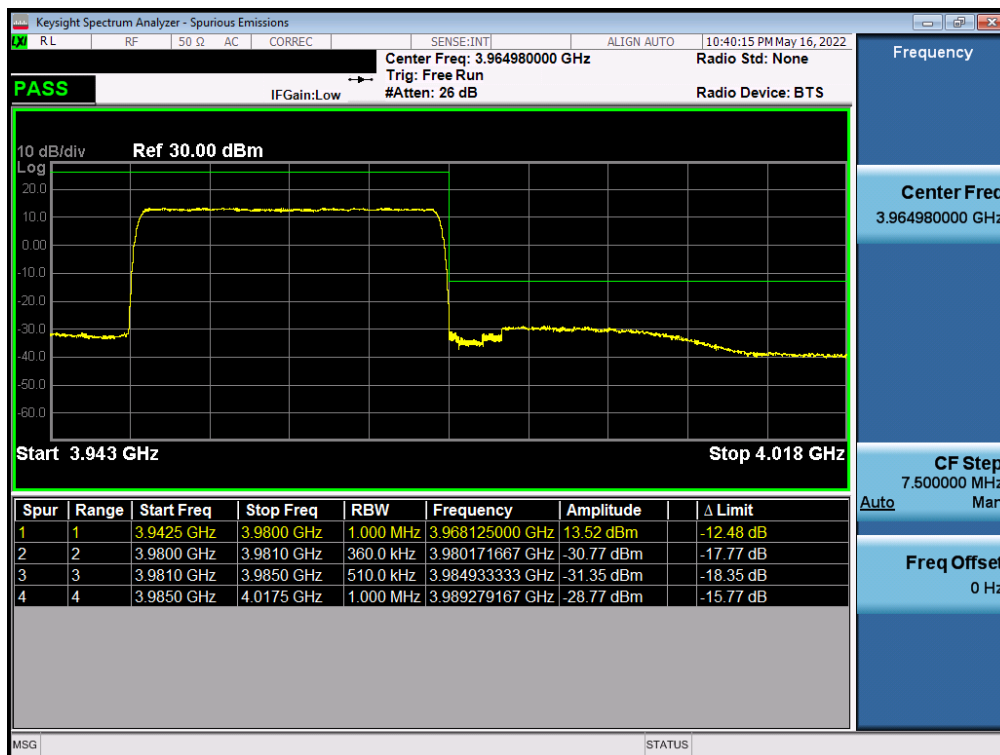


Plot 7-206. Upper ACP Plot (NR Band n77 (C-Band) - 40MHz CP-OFDM-QPSK – Full RB - Ant F)

FCC ID: A3LSMF936B	PART 27 MEASUREMENT REPORT		Approved by: Technical Manager
Test Report S/N: 1M2204110052-05.A3L	Test Dates: 4/11/2022 - 6/18/2022	EUT Type: Portable Handset	Page 134 of 301

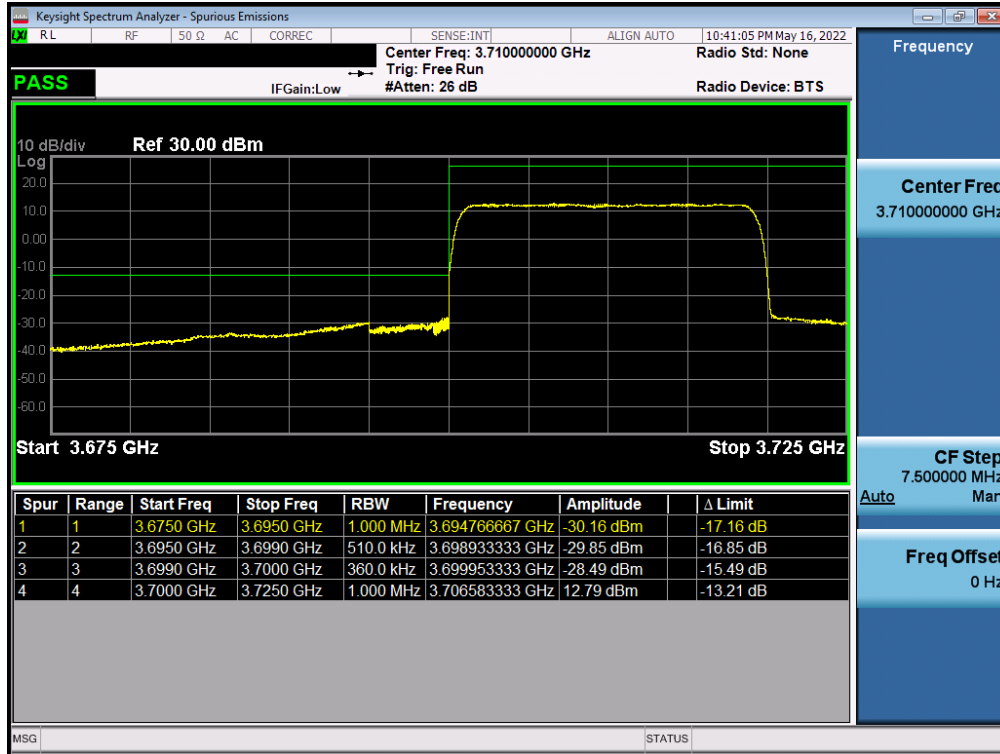


Plot 7-207. Lower ACP Plot (NR Band n77 (C-Band) - 30MHz CP-OFDM-QPSK – Full RB - Ant F)

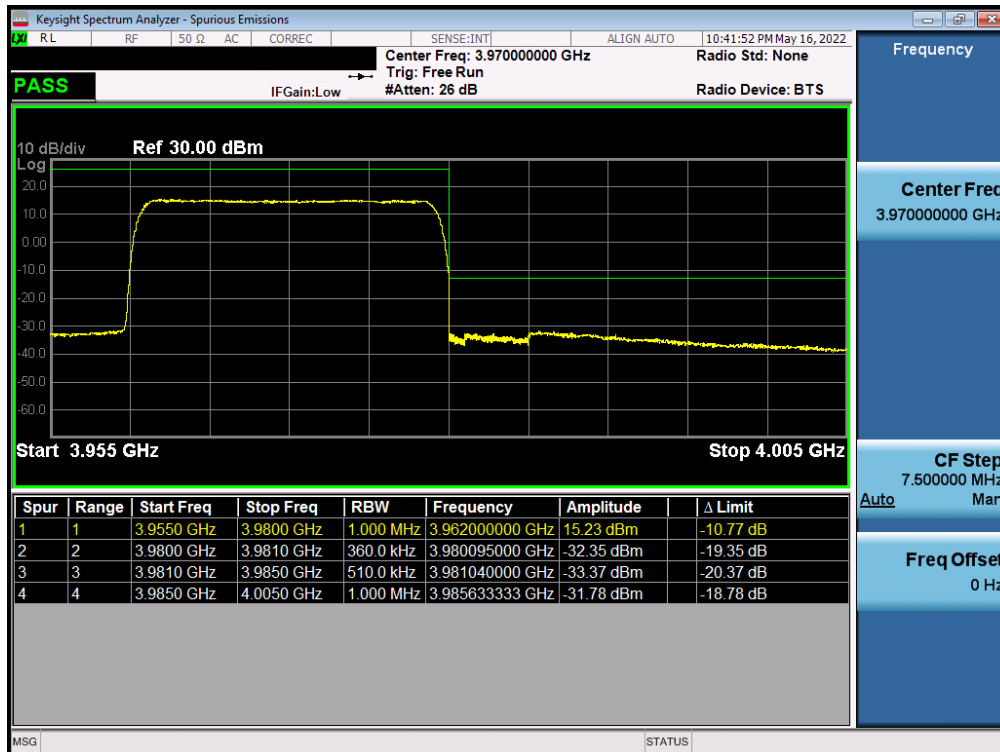


Plot 7-208. Upper ACP Plot (NR Band n77 (C-Band) - 30MHz CP-OFDM-QPSK – Full RB - Ant F)

FCC ID: A3LSMF936B	PART 27 MEASUREMENT REPORT		Approved by: Technical Manager
Test Report S/N: 1M2204110052-05.A3L	Test Dates: 4/11/2022 - 6/18/2022	EUT Type: Portable Handset	Page 135 of 301



Plot 7-209. Lower ACP Plot (NR Band n77 (C-Band) - 20MHz CP-OFDM-QPSK – Full RB - Ant F)



Plot 7-210. Upper ACP Plot (NR Band n77 (C-Band) - 20MHz CP-OFDM-QPSK – Full RB - Ant F)

FCC ID: A3LSMF936B	PART 27 MEASUREMENT REPORT		Approved by: Technical Manager
Test Report S/N: 1M2204110052-05.A3L	Test Dates: 4/11/2022 - 6/18/2022	EUT Type: Portable Handset	Page 136 of 301