

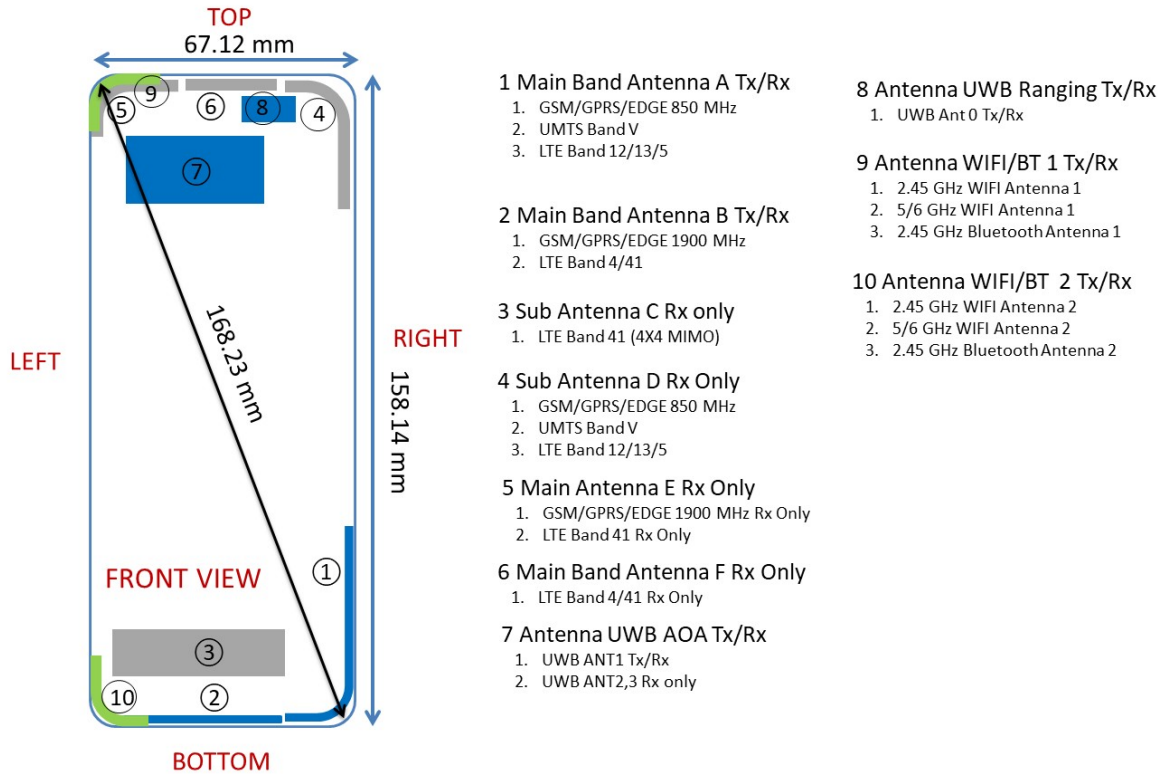


# APPENDIX C: DUT ANTENNA DIAGRAM & TEST SETUP PHOTOGRAPHS

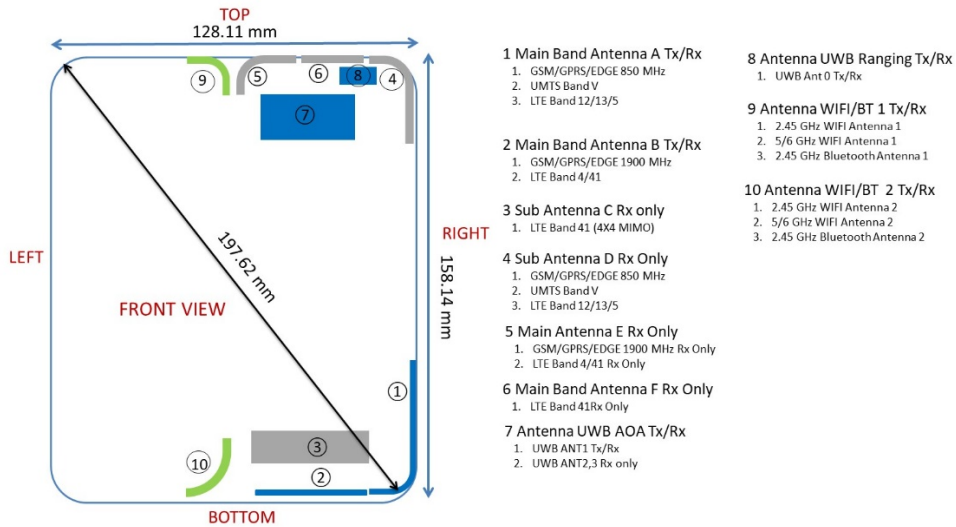
|   |   |  |   |  |
|---|---|--|---|--|
| <b>FCC ID:</b> A3LSMF926JPN                   |  <b>PCTEST</b><br><small>Proud to be part of element</small> | <b>WIFI 6 GHZ RF EXPOSURE<br/>EVALUATION</b> |  | <b>Approved by:</b><br>Technical Manager |
| <b>Test Dates:</b><br>07/15/2021 – 07/21/2021 | <b>DUT Type:</b><br>Portable Handset  |  |   | <b>APPENDIX C:</b><br>Page 1 of 22       |



**Figure C-1**

**DUT Antenna Locations – Closed**



Note: Exact antenna dimensions and separation distances are shown in the Technical Descriptions in the FCC Filing.

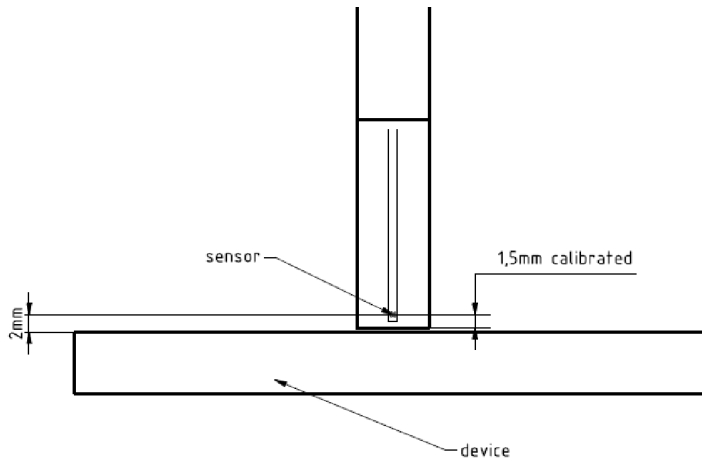


**Figure C-2**

**DUT Antenna Locations - Open**



Note: Exact antenna dimensions and separation distances are shown in the Technical Descriptions in the FCC Filing.


|  |   |  |   |   |
|--|---|--|---|---|
| <p>FCC ID: A3LSMF926JPN</p>                    |  | <p>WIFI 6 GHZ RF EXPOSURE<br/>EVALUATION</p> |  | <p>Approved by:<br/>Technical Manager</p> |
| <p>Test Dates:<br/>07/15/2021 – 07/21/2021</p> | <p>DUT Type:<br/>Portable Handset</p>   |  |   | <p>APPENDIX C:<br/>Page 2 of 22</p>       |




**Figure C-3**  
**EUmWVx Probe**

Note: Distances below are distance from device surface to sensor-center. Therefore, distances include 1.5 mm for Probe Tip to Sensor Calibration Points.



|   |   |  |   |  |
|---|---|--|---|--|
| <b>FCC ID:</b> A3LSMF926JPN                   |  <b>PCTEST</b><br><small>Proud to be part of element</small> | <b>WIFI 6 GHZ RF EXPOSURE<br/>EVALUATION</b> |  | <b>Approved by:</b><br>Technical Manager |
| <b>Test Dates:</b><br>07/15/2021 – 07/21/2021 | <b>DUT Type:</b><br>Portable Handset  |  |   | <b>APPENDIX C:</b><br>Page 3 of 22       |




**Figure C-4**  
**SAR Test Setup Photo – Head, Right Cheek at 0 mm**




**Figure C-5**  
**SAR Test Setup Photo – Head, Right Tilt at 0 mm**



|   |   |   |   |  |
|---|---|---|---|--|
| <b>FCC ID:</b> A3LSMF926JPN                   | <br><small>Proud to be part of element</small> | <b>WIFI 6 GHZ RF EXPOSURE<br/>         EVALUATION</b> |  | <b>Approved by:</b><br>Technical Manager |
| <b>Test Dates:</b><br>07/15/2021 – 07/21/2021 | <b>DUT Type:</b><br>Portable Handset  | <b>APPENDIX C:</b><br>Page 4 of 22                    |   |  |




**Figure C-6**  
**SAR Test Setup Photo – Head, Left Cheek at 0 mm**



**Figure C-7**  
**SAR Test Setup Photo – Head, Left Tilt at 0 mm**

|   |   |   |   |  |
|---|---|---|---|--|
| <b>FCC ID:</b> A3LSMF926JPN                   | <br><small>Proud to be part of element</small> | <b>WIFI 6 GHZ RF EXPOSURE<br/>         EVALUATION</b> |  | <b>Approved by:</b><br>Technical Manager |
| <b>Test Dates:</b><br>07/15/2021 – 07/21/2021 | <b>DUT Type:</b><br>Portable Handset  | <b>APPENDIX C:</b><br>Page 5 of 22                    |   |  |








**Figure C-8**  
**SAR Test Setup Photo – Body-worn, Back Side at 15 mm**



**Figure C-9**  
**SAR Test Setup Photo – Phablet, Back Side at 0 mm**



|   |   |   |   |  |
|---|---|---|---|--|
| <b>FCC ID:</b> A3LSMF926JPN                   | <br><small>Proud to be part of element</small> | <b>WIFI 6 GHZ RF EXPOSURE<br/>         EVALUATION</b> |  | <b>Approved by:</b><br>Technical Manager |
| <b>Test Dates:</b><br>07/15/2021 – 07/21/2021 | <b>DUT Type:</b><br>Portable Handset  |   |   | <b>APPENDIX C:</b><br>Page 6 of 22       |



**Figure C-10**  
**SAR Test Setup Photo – Phablet, Front Side at 0 mm**




**Figure C-11**  
**SAR Test Setup Photo – Phablet, Top Edge at 0 mm**



|   |   |   |   |  |
|---|---|---|---|--|
| <b>FCC ID:</b> A3LSMF926JPN                   | <br><small>Proud to be part of element</small> | <b>WIFI 6 GHZ RF EXPOSURE<br/>         EVALUATION</b> |  | <b>Approved by:</b><br>Technical Manager |
| <b>Test Dates:</b><br>07/15/2021 – 07/21/2021 | <b>DUT Type:</b><br>Portable Handset  | <b>APPENDIX C:</b><br>Page 7 of 22                    |   |  |




**Figure C-12**  
**SAR Test Setup Photo – Phablet, Bottom Edge at 0 mm**




**Figure C-13**  
**SAR Test Setup Photo – Phablet, Left Edge at 0 mm**

|   |   |   |   |  |
|---|---|---|---|--|
| <b>FCC ID:</b> A3LSMF926JPN                   | <br><small>Proud to be part of element</small> | <b>WIFI 6 GHZ RF EXPOSURE<br/>         EVALUATION</b> |  | <b>Approved by:</b><br>Technical Manager |
| <b>Test Dates:</b><br>07/15/2021 – 07/21/2021 | <b>DUT Type:</b><br>Portable Handset  | <b>APPENDIX C:</b><br>Page 8 of 22                    |   |  |







**Figure C-14**  
**SAR Test Setup Photo – UMPC Body, Back Side at 10 mm**



**Figure C-15**  
**SAR Test Setup Photo – UMPC Body, Front Side at 10 mm**



|   |   |   |   |  |
|---|---|---|---|--|
| <b>FCC ID:</b> A3LSMF926JPN                   | <br><small>Proud to be part of element</small> | <b>WIFI 6 GHZ RF EXPOSURE<br/>         EVALUATION</b> |  | <b>Approved by:</b><br>Technical Manager |
| <b>Test Dates:</b><br>07/15/2021 – 07/21/2021 | <b>DUT Type:</b><br>Portable Handset  | <b>APPENDIX C:</b><br>Page 9 of 22                    |   |  |




**Figure C-16**  
**SAR Test Setup Photo – UMPC Body, Top Edge at 10 mm**




**Figure C-17**  
**SAR Test Setup Photo – UMPC Body, Bottom Edge at 10 mm**



|   |   |   |   |  |
|---|---|---|---|--|
| <b>FCC ID:</b> A3LSMF926JPN                   | <br><small>Proud to be part of element</small> | <b>WIFI 6 GHZ RF EXPOSURE<br/>         EVALUATION</b> |  | <b>Approved by:</b><br>Technical Manager |
| <b>Test Dates:</b><br>07/15/2021 – 07/21/2021 | <b>DUT Type:</b><br>Portable Handset  | <b>APPENDIX C:</b><br>Page 10 of 22                   |   |  |



**Figure C-18**  
**SAR Test Setup Photo – UMPC Extremity, Back Side at 0 mm**



**Figure C-19**  
**SAR Test Setup Photo – UMPC Extremity, Front Side at 0 mm**

|   |   |   |   |  |
|---|---|---|---|--|
| <b>FCC ID:</b> A3LSMF926JPN                   | <br><small>Proud to be part of element</small> | <b>WIFI 6 GHZ RF EXPOSURE<br/>         EVALUATION</b> |  | <b>Approved by:</b><br>Technical Manager |
| <b>Test Dates:</b><br>07/15/2021 – 07/21/2021 | <b>DUT Type:</b><br>Portable Handset  | <b>APPENDIX C:</b><br>Page 11 of 22                   |   |  |








**Figure C-20**  
**SAR Test Setup Photo – UMPC Extremity, Top Edge at 0 mm**





**Figure C-21**  
**SAR Test Setup Photo – UMPC Extremity, Bottom Edge at 0 mm**


|   |   |   |   |  |
|---|---|---|---|--|
| <b>FCC ID:</b> A3LSMF926JPN                   | <br><small>Proud to be part of element</small> | <b>WIFI 6 GHZ RF EXPOSURE<br/>         EVALUATION</b> |  | <b>Approved by:</b><br>Technical Manager |
| <b>Test Dates:</b><br>07/15/2021 – 07/21/2021 | <b>DUT Type:</b><br>Portable Handset  | <b>APPENDIX C:</b><br>Page 12 of 22                   |   |  |








**Figure C-22**  
**Near Field Power Density Test Setup Photo – Back Side Closed at 2 mm**

|   |   |   |   |  |
|---|---|---|---|--|
| <b>FCC ID:</b> A3LSMF926JPN                   |  <b>PCTEST</b><br><small>Proud to be part of element</small> | <b>WIFI 6 GHZ RF EXPOSURE<br/>         EVALUATION</b> |  | <b>Approved by:</b><br>Technical Manager |
| <b>Test Dates:</b><br>07/15/2021 – 07/21/2021 | <b>DUT Type:</b><br>Portable Handset  | <b>APPENDIX C:</b><br>Page 13 of 22                   |   |  |






**Figure C-23  
Near Field Power Density Test Setup Photo – Front Side Closed at 2 mm**

|   |   |  |   |  |
|---|---|--|---|--|
| <b>FCC ID:</b> A3LSMF926JPN                   | <br><small>Proud to be part of element</small> | <b>WIFI 6 GHZ RF EXPOSURE<br/>EVALUATION</b> |  | <b>Approved by:</b><br>Technical Manager |
| <b>Test Dates:</b><br>07/15/2021 – 07/21/2021 | <b>DUT Type:</b><br>Portable Handset  | <b>APPENDIX C:</b><br>Page 14 of 22          |   |  |





**Figure C-24**  
**Near Field Power Density Test Setup Photo – Top Edge Closed at 2 mm**


|   |   |   |   |  |
|---|---|---|---|--|
| <b>FCC ID:</b> A3LSMF926JPN                   | <br><small>Proud to be part of element</small> | <b>WIFI 6 GHZ RF EXPOSURE<br/>         EVALUATION</b> |  | <b>Approved by:</b><br>Technical Manager |
| <b>Test Dates:</b><br>07/15/2021 – 07/21/2021 | <b>DUT Type:</b><br>Portable Handset  | <b>APPENDIX C:</b><br>Page 15 of 22                   |   |  |





**Figure C-25  
Near Field Power Density Test Setup Photo – Bottom Edge Closed at 2 mm**


|   |   |  |   |  |
|---|---|--|---|--|
| <b>FCC ID:</b> A3LSMF926JPN                   | <br><small>Proud to be part of element</small> | <b>WIFI 6 GHZ RF EXPOSURE<br/>EVALUATION</b> |  | <b>Approved by:</b><br>Technical Manager |
| <b>Test Dates:</b><br>07/15/2021 – 07/21/2021 | <b>DUT Type:</b><br>Portable Handset  | <b>APPENDIX C:</b><br>Page 16 of 22          |   |  |








**Figure C-26**  
**Near Field Power Density Test Setup Photo – Left Edge Closed at 2 mm**

|   |   |   |   |  |
|---|---|---|---|--|
| <b>FCC ID:</b> A3LSMF926JPN                   | <br><small>Proud to be part of element</small> | <b>WIFI 6 GHZ RF EXPOSURE<br/>         EVALUATION</b> |  | <b>Approved by:</b><br>Technical Manager |
| <b>Test Dates:</b><br>07/15/2021 – 07/21/2021 | <b>DUT Type:</b><br>Portable Handset  | <b>APPENDIX C:</b><br>Page 17 of 22                   |   |  |






**Figure C-27**  
**Near Field Power Density Test Setup Photo – Back Side Open at 2 mm**

|   |   |   |   |  |
|---|---|---|---|--|
| <b>FCC ID:</b> A3LSMF926JPN                   |  <b>PCTEST</b><br><small>Proud to be part of element</small> | <b>WIFI 6 GHZ RF EXPOSURE<br/>         EVALUATION</b> |  | <b>Approved by:</b><br>Technical Manager |
| <b>Test Dates:</b><br>07/15/2021 – 07/21/2021 | <b>DUT Type:</b><br>Portable Handset  | <b>APPENDIX C:</b><br>Page 18 of 22                   |   |  |





**Figure C-28**  
**Near Field Power Density Test Setup Photo – Front Side Open at 2 mm**


|   |   |   |   |  |
|---|---|---|---|--|
| <b>FCC ID:</b> A3LSMF926JPN                   | <br><small>Proud to be part of element</small> | <b>WIFI 6 GHZ RF EXPOSURE<br/>         EVALUATION</b> |  | <b>Approved by:</b><br>Technical Manager |
| <b>Test Dates:</b><br>07/15/2021 – 07/21/2021 | <b>DUT Type:</b><br>Portable Handset  | <b>APPENDIX C:</b><br>Page 19 of 22                   |   |  |





**Figure C-29**  
**Near Field Power Density Test Setup Photo – Top Edge Open at 2 mm**


|   |   |   |   |  |
|---|---|---|---|--|
| <b>FCC ID:</b> A3LSMF926JPN                   | <br><small>Proud to be part of element</small> | <b>WIFI 6 GHZ RF EXPOSURE<br/>         EVALUATION</b> |  | <b>Approved by:</b><br>Technical Manager |
| <b>Test Dates:</b><br>07/15/2021 – 07/21/2021 | <b>DUT Type:</b><br>Portable Handset  | <b>APPENDIX C:</b><br>Page 20 of 22                   |   |  |







**Figure C-30  
Near Field Power Density Test Setup Photo – Bottom Edge Open at 2 mm**

|   |   |  |   |  |
|---|---|--|---|--|
| <b>FCC ID:</b> A3LSMF926JPN                   | <br><small>Proud to be part of element</small> | <b>WIFI 6 GHZ RF EXPOSURE<br/>EVALUATION</b> |  | <b>Approved by:</b><br>Technical Manager |
| <b>Test Dates:</b><br>07/15/2021 – 07/21/2021 | <b>DUT Type:</b><br>Portable Handset  | <b>APPENDIX C:</b><br>Page 21 of 22          |   |  |



**Figure C-31  
Near Field Power Density Test Setup Photo – Front Side Closed at 8.98 mm**

|   |   |  |   |  |
|---|---|--|---|--|
| <b>FCC ID:</b> A3LSMF926JPN                   |  <b>PCTEST</b><br><small>Proud to be part of element</small> | <b>WIFI 6 GHZ RF EXPOSURE<br/>EVALUATION</b> |  | <b>Approved by:</b><br>Technical Manager |
| <b>Test Dates:</b><br>07/15/2021 – 07/21/2021 | <b>DUT Type:</b><br>Portable Handset  | <b>APPENDIX C:</b><br>Page 22 of 22          |   |  |