


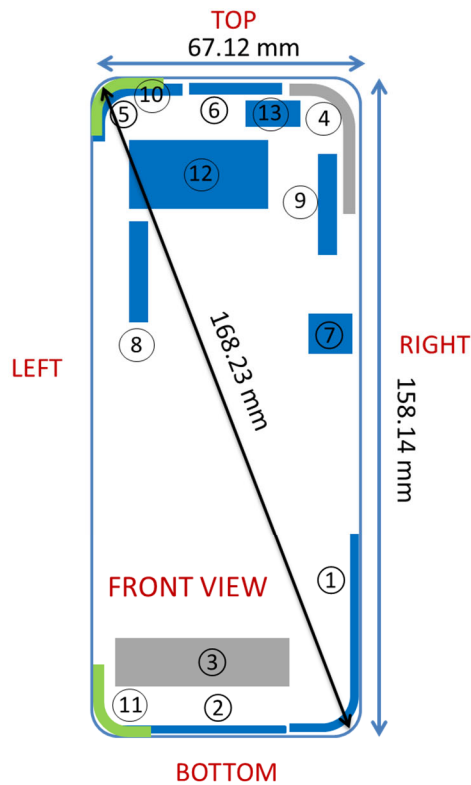


APPENDIX E: DUT ANTENNA DIAGRAM & SAR TEST SETUP PHOTOGRAPHS

FCC ID A3LSMF926B	 PCTEST <small>Proud to be part of</small> 	SAR EVALUATION REPORT		Approved by: Quality Manager
Test Dates: 06/30/2021 – 07/22/2021	DUT Type: Portable Handset			APPENDIX E: Page 1 of 14

Note: Exact antenna dimensions and separation distances are shown in the Technical Descriptions in the FCC Filing.

Figure E-1
DUT Antenna Locations Closed Configuration (Handset)



- 1 Main Band Antenna A Tx/Rx**
1. GSM/GPRS/EDGE 850 MHz
 2. UMTS Band V
 3. LTE Band 12/13/5/26
 4. NR Band n5
 5. LTE Band 66/4 (4X4 MIMO) Rx Only
 6. NR Band n66 (4X4 MIMO) Rx Only

- 2 Main Band Antenna B Tx/Rx**
1. GSM/GPRS/EDGE 1900 MHz
 2. UMTS Band II/IV
 3. LTE Band 4/66/2/25/41
 4. NR Band n66
- In AFS M1 + M2 mode only
1. GSM/GPRS/EDGE 850 MHz
 2. UMTS Band V
 3. LTE Band 12/13/5/26
 4. NR Band n5

- 3 Sub Antenna C Rx only**
1. LTE Band 41 (4X4 MIMO)

- 4 Sub Antenna D Rx Only**
1. GSM/GPRS/EDGE 850 MHz
 2. UMTS Band V
 3. LTE Band 12/13/5/26
 4. NR Band n5

- 5 Main Antenna E Rx**
1. GSM/GPRS/EDGE 1900 MHz Rx Only
 2. UMTS Band II/IV Rx Only
 3. LTE Band 4/66/2/25/41 Rx Only
 4. NR Band n66 Rx Only
 5. GNSS L5

- 6 Main Band Antenna F Rx**
1. LTE Band 4/66 (4x4 DL MIMO) Rx Only
 2. NR Band n66 (4x4 DL MIMO) Rx Only

- 7 Main Band Antenna G Rx (Non-US)**
1. LTE Band 46 (LAA) Rx Only

- 8 Antenna WIFI/BT 1 Tx/Rx**
1. 2.45 GHz WIFI Antenna 1
 2. 5/6 GHz WIFI Antenna 1
 3. 2.45 GHz Bluetooth Antenna 1

- 9 Antenna WIFI/BT 2 Tx/Rx**
1. 2.45 GHz WIFI Antenna 2
 2. 5/6 GHz WIFI Antenna 2
 3. 2.45 GHz Bluetooth Antenna 2

- 10 Antenna UWB AOA Tx/Rx**
1. UWB ANT1 Tx/Rx
 2. UWB ANT2,3 Rx only

- 11 Antenna UWB Ranging Tx/Rx**
1. UWB Ant 0 Tx/Rx




FCC ID A3LSMF926B	 PCTEST Proud to be part of 	SAR EVALUATION REPORT		Approved by: Quality Manager
Test Dates: 06/30/2021 – 07/22/2021	DUT Type: Portable Handset			APPENDIX E: Page 2 of 14

Figure E-2
NFC Antenna Locations Closed Configuration (Handset)

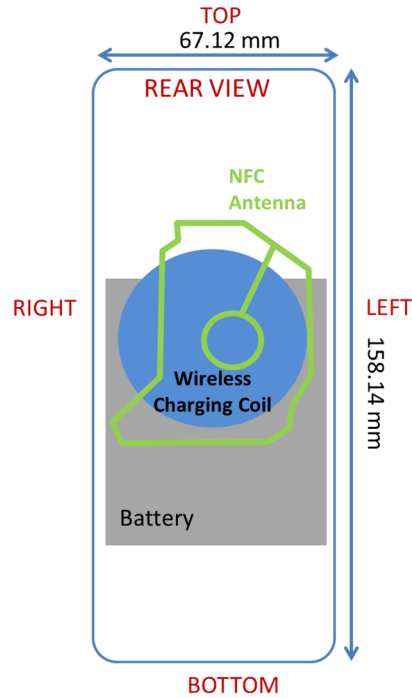
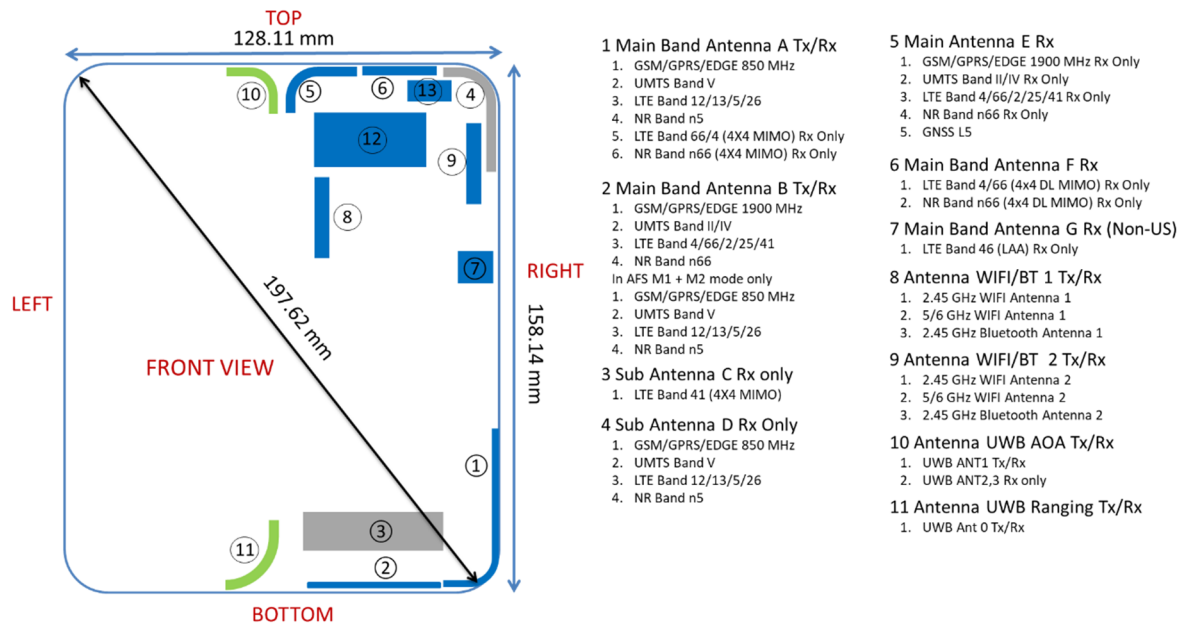


Figure E-3
DUT Antenna Locations Open Configuration (UMPC)






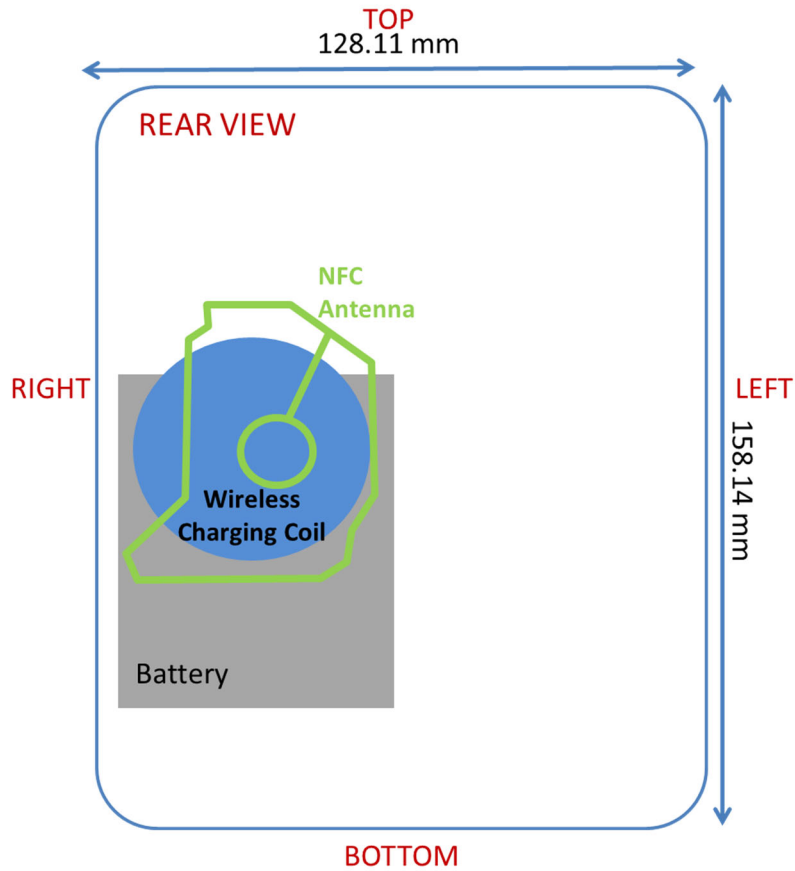



FCC ID A3LSMF926B	 PCTEST Proud to be part of 	SAR EVALUATION REPORT		Approved by: Quality Manager
Test Dates: 06/30/2021 – 07/22/2021	DUT Type: Portable Handset			APPENDIX E: Page 3 of 14


Figure E-4
NFC Antenna Locations Open Configuration (UMPC)





FCC ID A3LSMF926B	 PCTEST <small>Proud to be part of</small>	SAR EVALUATION REPORT		Approved by: Quality Manager
Test Dates: 06/30/2021 – 07/22/2021	DUT Type: Portable Handset	APPENDIX E: Page 4 of 14		




SAR Test Setup Photo 1– Closed Configuration (Handset), Head, Right Cheek, 0 mm




SAR Test Setup Photo 2– Closed Configuration (Handset), Head, Right Tilt, 0 mm




FCC ID A3LSMF926B	 <small>Proud to be part of</small>	SAR EVALUATION REPORT		Approved by: Quality Manager
Test Dates: 06/30/2021 – 07/22/2021	DUT Type: Portable Handset			APPENDIX E: Page 5 of 14



SAR Test Setup Photo 3– Closed Configuration (Handset), Head, Left Cheek, 0 mm




SAR Test Setup Photo 4– Closed Configuration (Handset), Head, Left Tilt, 0 mm



FCC ID A3LSMF926B	 PCTEST <small>Proud to be part of</small>  <small>Motorola</small>	SAR EVALUATION REPORT 	Approved by: Quality Manager
Test Dates: 06/30/2021 – 07/22/2021	DUT Type: Portable Handset		APPENDIX E: Page 6 of 14




SAR Test Setup Photo 5– Closed Configuration (Handset), Body-worn, Back Side, 15 mm



SAR Test Setup Photo 6– Closed Configuration (Handset), Hotspot, Back Side, 10 mm



FCC ID A3LSMF926B	 <small>Proud to be part of</small>	SAR EVALUATION REPORT 	Approved by: Quality Manager
Test Dates: 06/30/2021 – 07/22/2021	DUT Type: Portable Handset	APPENDIX E: Page 7 of 14	



SAR Test Setup Photo 7– Closed Configuration (Handset), Hotspot, Front Side, 10 mm




SAR Test Setup Photo 8– Closed Configuration (Handset), Hotspot, Bottom Edge, 10 mm




FCC ID A3LSMF926B	 PCTEST <small>Proud to be part of</small>	SAR EVALUATION REPORT		Approved by: Quality Manager
Test Dates: 06/30/2021 – 07/22/2021	DUT Type: Portable Handset			APPENDIX E: Page 8 of 14



SAR Test Setup Photo 9– Closed Configuration (Handset), Hotspot, Right Edge, 10 mm




SAR Test Setup Photo 10– Closed Configuration (Handset), Hotspot, Left Edge, 10 mm




FCC ID A3LSMF926B	 PCTEST <small>Proud to be part of</small>  Hillstream	SAR EVALUATION REPORT		Approved by: Quality Manager
Test Dates: 06/30/2021 – 07/22/2021	DUT Type: Portable Handset			APPENDIX E: Page 9 of 14




SAR Test Setup Photo 11– Open Configuration (UMPC), UMPC Body, Back Side, 10 mm




SAR Test Setup Photo 12– Open Configuration (UMPC), UMPC Extremity, Back Side, 0 mm



FCC ID A3LSMF926B	 PCTEST <small>Proud to be part of</small>  <small>Motorola</small>	SAR EVALUATION REPORT 	Approved by: Quality Manager
Test Dates: 06/30/2021 – 07/22/2021	DUT Type: Portable Handset		APPENDIX E: Page 10 of 14



SAR Test Setup Photo 13– Open Configuration (UMPC), UMPC Body, Front Side, 10 mm



SAR Test Setup Photo 14– Open Configuration (UMPC), UMPC Extremity, Front Side, 0 mm



FCC ID A3LSMF926B	 PCTEST <small>Provided to be part of the Samsung</small>	SAR EVALUATION REPORT		Approved by: Quality Manager
Test Dates: 06/30/2021 – 07/22/2021	DUT Type: Portable Handset			APPENDIX E: Page 11 of 14




SAR Test Setup Photo 15– Open Configuration (UMPC), UMPC Body, Bottom Edge, 10 mm




SAR Test Setup Photo 16– Open Configuration (UMPC), UMPC Extremity, Bottom Edge, 0 mm



FCC ID A3LSMF926B	 PCTEST <small>Proud to be part of the Samsung ecosystem</small>	SAR EVALUATION REPORT 	Approved by: Quality Manager
Test Dates: 06/30/2021 – 07/22/2021	DUT Type: Portable Handset		APPENDIX E: Page 12 of 14

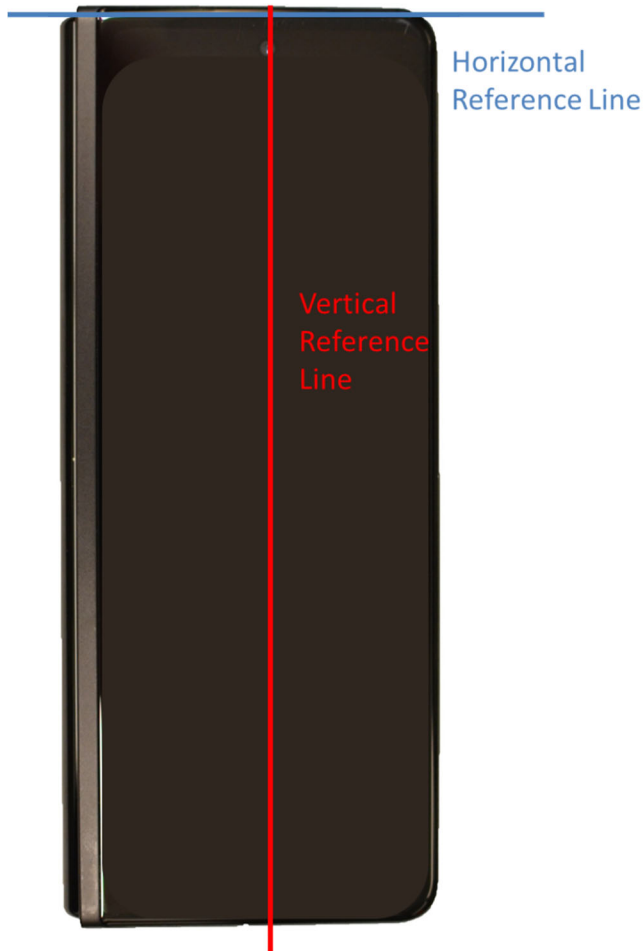


SAR Test Setup Photo 17– Open Configuration (UMPC), UMPC Body, Right Edge, 10 mm





SAR Test Setup Photo 18– Open Configuration (UMPC), UMPC Extremity, Right Edge, 0 mm

FCC ID A3LSMF926B	 SAR EVALUATION REPORT 	Approved by: Quality Manager
Test Dates: 06/30/2021 – 07/22/2021	DUT Type: Portable Handset	APPENDIX E: Page 13 of 14



SAR Test Setup Photo 19– Closed Configuration (Handset) Horizontal and Vertical Reference Lines

FCC ID A3LSMF926B	 SAR EVALUATION REPORT 	Approved by: Quality Manager
Test Dates: 06/30/2021 – 07/22/2021	DUT Type: Portable Handset	APPENDIX E: Page 14 of 14