

MEASUREMENT REPORT

FCC Part 15.407 802.11ax WIFI 6E

Applicant Name:
 Samsung Electronics Co., Ltd.
 129, Samsung-ro,
 Yeongtong-gu, Suwon-si
 Gyeonggi-do, 16677, Korea

Date of Testing:
 03/26 – 06/04/2021
Test Site/Location:
 PCTEST Lab. Columbia, MD, USA
Test Report Serial No.:
 1M2104190044-18-R2.A3L

FCC ID:	A3LSMF926B
APPLICANT:	Samsung Electronics Co., Ltd.

Application Type:	Certification
Model:	SM-F926B
Additional Model(s):	SM-F926B/DS
EUT Type:	Portable Handset
Frequency Range:	5935 – 7115MHz
Modulation Type:	OFDMA
FCC Classification:	15E 6GHz Low Power Indoor Client (6XD)
Test Procedure(s):	ANSI C63.10-2013, KDB 789033 D02 v02r01, KDB 648474 D03 v01r04, KDB 662911 D01 v02r01, KDB 987594 D02

This equipment has been shown to be capable of compliance with the applicable technical standards as indicated in the measurement report and was tested in accordance with the measurement procedures specified in ANSI C63.10-2013 and KDB 789033 D02 v02r01. Test results reported herein relate only to the item(s) tested.

Note: This revised Test Report (S/N: 1M2104190044-18-R2.A3L) supersedes and replaces the previously issued test report on the same subject device for the same type of testing as indicated. Please discard or destroy the previously issued test report(s) and dispose of it accordingly.

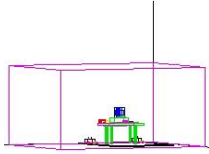
I attest to the accuracy of data. All measurements reported herein were performed by me or were made under my supervision and are correct to the best of my knowledge and belief. I assume full responsibility for the completeness of these measurements and vouch for the qualifications of all persons taking them.

FCC ID: A3LSMF926B	 Proud to be part of 	MEASUREMENT REPORT (CERTIFICATION)		Approved by: Quality Manager
Test Report S/N: 1M2104190044-18-R2.A3L	Test Dates: 03/26 – 06/04/2021	EUT Type: Portable Handset		Page 1 of 281

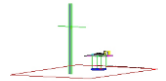
T A B L E O F C O N T E N T S

1.0	INTRODUCTION	4
1.1	Scope.....	4
1.2	PCTEST Test Location.....	4
1.3	Test Facility / Accreditations.....	4
2.0	PRODUCT INFORMATION	5
2.1	Equipment Description	5
2.2	Device Capabilities.....	5
2.3	Antenna Description.....	8
2.4	Test Configuration.....	8
2.5	Software and Firmware	8
2.6	EMI Suppression Device(s)/Modifications.....	8
3.0	DESCRIPTION OF TESTS	9
3.1	Evaluation Procedure	9
3.2	AC Line Conducted Emissions	9
3.3	Radiated Emissions.....	10
3.4	Environmental Conditions.....	10
4.0	ANTENNA REQUIREMENTS	11
5.0	MEASUREMENT UNCERTAINTY	12
6.0	TEST EQUIPMENT CALIBRATION DATA.....	13
7.0	TEST RESULTS	14
7.1	Summary.....	14
7.2	26dB Bandwidth Measurement – 802.11ax	16
7.3	UNII Output Power Measurement – 802.11ax	88
7.4	Maximum Power Spectral Density – 802.11ax.....	97
7.5	In-Band Emissions – 802.11ax.....	175
7.6	Contention Based Protocol – 802.11ax	251
7.7	Radiated Spurious Emission Measurements – Above 1GHz	255
7.6.1	MIMO Radiated Spurious Emission Measurements (106 Tones)	258
7.6.2	MIMO Radiated Spurious Emission Measurements (242 Tones)	265
7.6.3	MIMO Radiated Spurious Emissions Measurements (Above 18GHz)	272
7.6.4	MIMO Radiated Band Edge Measurements (20MHz BW).....	274
7.6.5	MIMO Radiated Band Edge Measurements (40MHz BW).....	275
7.6.6	MIMO Radiated Band Edge Measurements (80MHz BW).....	276
7.8	Radiated Spurious Emissions Measurements – Below 1GHz	277
8.0	CONCLUSION.....	281

FCC ID: A3LSMF926B	 MEASUREMENT REPORT (CERTIFICATION)		Approved by: Quality Manager
Test Report S/N: 1M2104190044-18-R2.A3L	Test Dates: 03/26 – 06/04/2021	EUT Type: Portable Handset	Page 2 of 281



MEASUREMENT REPORT



Channel Bandwidth [MHz]	UNII Band	Tx Frequency [MHz]	MIMO	
			Max. Power [mW]	Max. Power [dBm]
20	5	5935 - 6415	22.336	13.49
	6	6435 - 6515	21.878	13.40
	7	6535 - 6875	21.429	13.31
	8	6895 - 7115	21.528	13.33
40	5	5965 - 6405	19.011	12.79
	6	6445 - 6525	19.861	12.98
	7	6565 - 6845	19.815	12.97
	8	6885 - 7085	19.320	12.86
80	5	5985 - 6385	19.861	12.98
	6	6465	19.815	12.97
	7	6545 - 6865	19.907	12.99
	8	6945 - 7025	19.275	12.85
160	5	6025 - 6345	19.409	12.88
	6	6505	19.907	12.99
	7	6665 - 6825	19.861	12.98
	8	6985	19.861	12.98

EUT Overview

FCC ID: A3LSMF926B	 PCTEST Proud to be part of 	MEASUREMENT REPORT (CERTIFICATION)		Approved by: Quality Manager
Test Report S/N: 1M2104190044-18-R2.A3L	Test Dates: 03/26 – 06/04/2021	EUT Type: Portable Handset		Page 3 of 281

1.0 INTRODUCTION

1.1 Scope

Measurement and determination of electromagnetic emissions (EMC) of radio frequency devices including intentional and/or unintentional radiators for compliance with the technical rules and regulations of the Federal Communications Commission and the Innovation, Science and Economic Development Canada.

1.2 PCTEST Test Location

These measurement tests were conducted at the PCTEST facility located at 7185 Oakland Mills Road, Columbia, MD 21046. The measurement facility is compliant with the test site requirements specified in ANSI C63.4-2014.

1.3 Test Facility / Accreditations

Measurements were performed at PCTEST located in Columbia, MD 21046, U.S.A.

- PCTEST is an ISO 17025-2017 accredited test facility under the American Association for Laboratory Accreditation (A2LA) with Certificate number 2041.01 for Specific Absorption Rate (SAR), Hearing Aid Compatibility (HAC) testing, where applicable, and Electromagnetic Compatibility (EMC) testing for FCC and Innovation, Science, and Economic Development Canada rules.
- PCTEST TCB is a Telecommunication Certification Body (TCB) accredited to ISO/IEC 17065-2012 by A2LA (Certificate number 2041.03) in all scopes of FCC Rules and ISSED Standards (RSS).
- PCTEST facility is a registered (2451B) test laboratory with the site description on file with ISSED.

FCC ID: A3LSMF926B	 MEASUREMENT REPORT (CERTIFICATION)		Approved by: Quality Manager
Test Report S/N: 1M2104190044-18-R2.A3L	Test Dates: 03/26 – 06/04/2021	EUT Type: Portable Handset	Page 4 of 281

2.0 PRODUCT INFORMATION

2.1 Equipment Description

The Equipment Under Test (EUT) is the **Samsung Portable Handset FCC ID: A3LSMF926B**. The test data contained in this report pertains only to the emissions due to the EUT's UNII transmitter while operating in the 6GHz band.

Test Device Serial No.: 0805M, 0779M, 0793M, 0814M

2.2 Device Capabilities

This device contains the following capabilities:

850/1900 GSM/GPRS/EDGE, 850/1700/1900 WCDMA/HSPA, Multi-band LTE, Multi-band 5G NR (n5, n66), 802.11b/g/n/ax WLAN, 802.11a/n/ac/ax UNII (5GHz and 6GHz), Bluetooth (1x, EDR, LE), NFC, Wireless Power Transfer, UWB

Band 5		Band 6		Band 7		Band 8	
Ch.	Frequency (MHz)	Ch.	Frequency (MHz)	Ch.	Frequency (MHz)	Ch.	Frequency (MHz)
2	5935	97	6435	117	6535	189	6895
:	:	:	:	:	:	:	:
45	6175	105	6475	149	6695	209	6995
:	:	:	:	:	:	:	:
93	6415	113	6515	185	6875	233	7115

Table 2-1. 802.11a / 802.11ax (20MHz) Frequency / Channel Operations

Band 5		Band 6		Band 7		Band 8	
Ch.	Frequency (MHz)	Ch.	Frequency (MHz)	Ch.	Frequency (MHz)	Ch.	Frequency (MHz)
3	5695	99	6445	123	6565	187	6885
:	:	:	:	:	:	:	:
43	6165	107	6485	155	6725	211	7005
:	:	:	:	:	:	:	:
91	6405	115	6525	179	6845	227	7085

Table 2-2. 802.11ax (40MHz BW) Frequency / Channel Operations

Band 5		Band 6		Band 7		Band 8	
Ch.	Frequency (MHz)	Ch.	Frequency (MHz)	Ch.	Frequency (MHz)	Ch.	Frequency (MHz)
7	5985	103	6465	119	6545	199	6945
:	:			:	:	:	:
39	6145			151	6705	215	7025
:	:			:	:		
87	6385			183	6865		

Table 2-3. 802.11ax (80MHz BW) Frequency / Channel Operations

FCC ID: A3LSMF926B		MEASUREMENT REPORT (CERTIFICATION)		Approved by: Quality Manager
Test Report S/N: 1M2104190044-18-R2.A3L	Test Dates: 03/26 – 06/04/2021	EUT Type: Portable Handset		Page 5 of 281

Band 5

Ch.	Frequency (MHz)
15	6025
:	:
47	6185
:	:
79	6345

Band 6

Ch.	Frequency (MHz)
111	6505

Band 7

Ch.	Frequency (MHz)
143	6665
:	:
175	6825

Band 8

Ch.	Frequency (MHz)
207	6985

Table 2-4. 802.11ax (160MHz BW) Frequency / Channel Operations

FCC ID: A3LSMF926B	 MEASUREMENT REPORT (CERTIFICATION)		Approved by: Quality Manager
Test Report S/N: 1M2104190044-18-R2.A3L	Test Dates: 03/26 – 06/04/2021	EUT Type: Portable Handset	Page 6 of 281

Notes:

- 6GHz NII operation is possible in 20MHz, and 40MHz, and 80MHz and 160MHz channel bandwidths. The maximum achievable duty cycles for all modes were determined based on measurements performed on a spectrum analyzer in zero-span mode with RBW = 8MHz, VBW = 50MHz, and detector = peak per the guidance of Section B)2)b) of ANSI C63.10-2013 and KDB 789033 D02 v02r01. The RBW and VBW were both greater than 50/T, where T is the minimum transmission duration, and the number of sweep points across T was greater than 100. The duty cycles are as follows:

802.11 mode	Bandwidth [MHz]	Tone	Duty Cycle
6GHz	20	26T	99.4
		52T	99.3
		106T	99.3
		242T	99.3
	40	26T	99.3
		52T	99.3
		106T	99.3
		242T	99.3
		484T	99.3
	80	26T	99.3
		52T	99.3
		106T	99.3
		242T	99.4
		484T	99.4
		996T	99.4
	160 1st	26T	99.4
		52T	99.5
		106T	99.3
		242T	99.3
		484T	99.3
		996T	99.3
	160 2nd	26T	99.3
		52T	99.3
		106T	99.3
		242T	99.3
		484T	99.4
		996T	99.4

Table 2-5. Measured Duty Cycles

FCC ID: A3LSMF926B	 PCTEST Proud to be part of 	MEASUREMENT REPORT (CERTIFICATION)		Approved by: Quality Manager
Test Report S/N: 1M2104190044-18-R2.A3L	Test Dates: 03/26 – 06/04/2021	EUT Type: Portable Handset		Page 7 of 281

2. The device employs MIMO technology. Below are the possible configurations.

WiFi Configurations		CDD		SDM	
		ANT1	ANT2	ANT1	ANT2
6 GHz	11ax (20MHz)	✓	✓	✓	✓
	11ax (40MHz)	✓	✓	✓	✓
	11ax (80MHz)	✓	✓	✓	✓
	11ax (160MHz)	✓	✓	✓	✓

Table 2-6. Frequency / Channel Operations

✓ = Support; = NOT Support

SDM = Spatial Diversity Multiplexing – MIMO function

CDD = Cyclic Delay Diversity - 2Tx Function

3. This device supports simultaneous transmission operation, which allows for two SISO channels to operate independent of one another in the 2.4GHz (WLAN & BT), 5GHz, and 6GHz bands simultaneously on each antenna.

2.3 Antenna Description

Following antenna was used for the testing.

Frequency Band	Antenna 1 Gain (dBi)	Antenna 2 Gain (dBi)
5	-8.61	-4.57
6	-14.66	-11.76
7	-10.19	-7.84
8	-9.69	-12.65

Table 2-7. Antenna Peak Gain

2.4 Test Configuration

The EUT was tested per the guidance of KDB 987594 D02 and KDB 789033 D02 v02r01. ANSI C63.10-2013 was used to reference the appropriate EUT setup for radiated spurious emissions testing and AC line conducted testing. See Sections 3.2 for AC line conducted emissions test setups, 3.3 for radiated emissions test setups, and 7.2, 7.3, 7.4, 7.5 and 7.6 for antenna port conducted emissions test setups.

This device supports two configurations: one is with screen open and one is with screen closed. Both configurations are tested, and the worst case radiated emissions data is shown in this report.

This device supports wireless charging capability and, thus, is subject to the test requirements of KDB 648474 D03 v01r04. Additional radiated spurious emission measurements were performed with the EUT lying flat on an authorized wireless charging pad (WCP) Model: EP-N5100 while operating under normal conditions in a simulated call or data transmission configuration. The worst case radiated emissions data is shown in this report.

2.5 Software and Firmware

The test was conducted with firmware version F926USQ0AUCE installed on the EUT.

2.6 EMI Suppression Device(s)/Modifications

No EMI suppression device(s) were added and/or no modifications were made during testing.

FCC ID: A3LSMF926B	 MEASUREMENT REPORT (CERTIFICATION)		Approved by: Quality Manager
Test Report S/N: 1M2104190044-18-R2.A3L	Test Dates: 03/26 – 06/04/2021	EUT Type: Portable Handset	Page 8 of 281

3.0 DESCRIPTION OF TESTS

3.1 Evaluation Procedure

The measurement procedures described in the American National Standard of Procedures for Compliance Testing of Unlicensed Wireless Devices (ANSI C63.10-2013) and the guidance provided in KDB 789033 D02 v02r01 were used in the measurement of the EUT.

Deviation from measurement procedure.....None

3.2 AC Line Conducted Emissions

The line-conducted facility is located inside a 10'x16'x9' shielded enclosure. The shielded enclosure is manufactured by ETS Lindgren RF Enclosures. The shielding effectiveness of the shielded room is in accordance with MIL-Std-285 or NSA 65-5. A 1m x 1.5m wooden table 80cm high is placed 40cm away from the vertical wall and 80cm away from the sidewall of the shielded room. Two 10kHz-30MHz, 50Ω/50μH Line-Impedance Stabilization Networks (LISNs) are bonded to the shielded room floor. Power to the LISNs is filtered by external high-current high-insertion loss power line filters. The external power line filter is an ETS Lindgren Model LPRX-4X30 (100dB Attenuation, 14kHz-18GHz) and the two EMI/RFI filters are ETS Lindgren Model LRW-2030-S1 (100dB Minimum Insertion Loss, 14kHz – 10GHz). These filters attenuate ambient signal noise from entering the measurement lines. These filters are also bonded to the shielded enclosure.

The EUT is powered from one LISN and the support equipment is powered from the second LISN. If the EUT is a DC-powered device, power will be derived from the source power supply it normally will be powered from and this supply line(s) will be connected to the second LISN. All interconnecting cables more than 1 meter were shortened to a 1-meter length by non-inductive bundling (serpentine fashion) and draped over the back edge of the test table. All cables were at least 40cm above the horizontal reference groundplane. Power cables for support equipment were routed down to the second LISN while ensuring that that cables were not draped over the second LISN.

Sufficient time for the EUT, support equipment, and test equipment was allowed in order for them to warm up to their normal operating condition. The RF output of the LISN was connected to the spectrum analyzer and exploratory measurements were made to determine the frequencies producing the maximum emission from the EUT. The spectrum was scanned from 150kHz to 30MHz with a spectrum analyzer. The detector function was set to peak mode for exploratory measurements while the bandwidth of the analyzer was set to 10kHz. The EUT, support equipment, and interconnecting cables were arranged and manipulated to maximize each emission. Once the worst-case emissions have been identified, the one EUT cable configuration/arrangement and mode of operation that produced these emissions is used for final measurements on the same test site. The analyzer is set to CISPR quasi-peak and average detectors with a 9kHz resolution bandwidth for final measurements.

FCC ID: A3LSMF926B	 MEASUREMENT REPORT (CERTIFICATION)		Approved by: Quality Manager
Test Report S/N: 1M2104190044-18-R2.A3L	Test Dates: 03/26 – 06/04/2021	EUT Type: Portable Handset	Page 9 of 281

3.3 Radiated Emissions

The radiated test facilities consisted of an indoor 3-meter semi-anechoic chamber used for final measurements and exploratory measurements, when necessary. The measurement area is contained within the semi-anechoic chamber which is shielded from any ambient interference. The test site inside the chamber is a 6m x 5.2m elliptical, obstruction-free area in accordance with Figure 5.7 of Clause 5 in ANSI C63.4-2014. Absorbers are arranged on the floor between the turn table and the antenna mast in such a way so as to maximize the reduction of reflections for measurements above 1GHz. An 80cm tall test table made of Styrodur is placed on top of the turn table. For measurements above 1GHz, an additional Styrodur pedestal is placed on top of the test table to bring the total table height to 1.5m.

For all measurements, the spectrum was scanned through all EUT azimuths and from 1 to 4 meter receive antenna height using a broadband antenna from 30MHz up to the upper frequency shown in 15.33 depending on the highest frequency generated or used in the device or on which the device operates or tunes. For frequencies above 1GHz, linearly polarized double ridge horn antennas were used. For frequencies below 30MHz, a calibrated loop antenna was used. When exploratory measurements were necessary, they were performed at 1 meter test distance inside the semi-anechoic chamber using broadband antennas, broadband amplifiers, and spectrum analyzers to determine the frequencies and modes producing the maximum emissions. Sufficient time for the EUT, support equipment, and test equipment was allowed in order for them to warm up to their normal operating condition. The test set-up was placed on top of the 1 x 1.5 meter table. The EUT, support equipment, and interconnecting cables were arranged and manipulated to maximize each emission. Appropriate precaution was taken to ensure that all emissions from the EUT were maximized and investigated. The system configuration, mode of operation, turntable azimuth, and receive antenna height was noted for each frequency found.

Final measurements were made in the semi-anechoic chamber using calibrated, linearly polarized broadband and horn antennas. The test setup was configured to the setup that produced the worst case emissions. The spectrum analyzer was set to investigate all frequencies required for testing to compare the highest radiated disturbances with respect to the specified limits. The turntable containing the EUT was rotated through 360 degrees and the height of the receive antenna was varied 1 to 4 meters and stopped at the azimuth and height producing the maximum emission. Each emission was maximized by changing the orientation of the EUT through three orthogonal planes and changing the polarity of the receive antenna, whichever produced the worst-case emissions.

All radiated measurements are performed in a chamber that meets the site requirements per ANSI C63.4-2014. Additionally, radiated emissions below 30MHz are also validated on an Open Area Test Site to assert correlation with the chamber measurements per the requirements of KDB 474788 D01.

3.4 Environmental Conditions

The temperature is controlled within range of 15°C to 35°C. The relative humidity is controlled within range of 10% to 75%. The atmospheric pressure is monitored within the range 86-106kPa (860-1060mbar).

FCC ID: A3LSMF926B	 MEASUREMENT REPORT (CERTIFICATION)		Approved by: Quality Manager
Test Report S/N: 1M2104190044-18-R2.A3L	Test Dates: 03/26 – 06/04/2021	EUT Type: Portable Handset	Page 10 of 281

4.0 ANTENNA REQUIREMENTS

Excerpt from §15.203 of the FCC Rules/Regulations:

“An intentional radiator antenna shall be designed to ensure that no antenna other than that furnished by the responsible party can be used with the device. The use of a permanently attached antenna or of an antenna that uses a unique coupling to the intentional radiator shall be considered sufficient to comply with the provisions of this section.”

- The antennas of the EUT are **permanently attached**.
- There are no provisions for connection to an external antenna.

Conclusion:

The EUT complies with the requirement of §15.203.

FCC ID: A3LSMF926B	 PCTEST Proud to be part of 	MEASUREMENT REPORT (CERTIFICATION)		Approved by: Quality Manager
Test Report S/N: 1M2104190044-18-R2.A3L	Test Dates: 03/26 – 06/04/2021	EUT Type: Portable Handset		Page 11 of 281

5.0 MEASUREMENT UNCERTAINTY

The measurement uncertainties shown below were calculated in accordance with the requirements of ANSI C63.10-2013. All measurement uncertainty values are shown with a coverage factor of $k = 2$ to indicate a 95% level of confidence. The measurement uncertainty shown below meets or exceeds the U_{CISPR} measurement uncertainty values specified in CISPR 16-4-2 and, thus, can be compared directly to specified limits to determine compliance.

Contribution	Expanded Uncertainty (\pm dB)
Conducted Bench Top Measurements	1.13
Line Conducted Disturbance	3.09
Radiated Disturbance (<1GHz)	4.98
Radiated Disturbance (>1GHz)	5.07
Radiated Disturbance (>18GHz)	5.09

FCC ID: A3LSMF926B	 PCTEST Proud to be part of 	MEASUREMENT REPORT (CERTIFICATION)		Approved by: Quality Manager
Test Report S/N: 1M2104190044-18-R2.A3L	Test Dates: 03/26 – 06/04/2021	EUT Type: Portable Handset		Page 12 of 281

6.0 TEST EQUIPMENT CALIBRATION DATA

Test Equipment Calibration is traceable to the National Institute of Standards and Technology (NIST). Measurements antennas used during testing were calibrated in accordance to the requirements of ANSI C63.5-2017.

Manufacturer	Model	Description	Cal Date	Cal Interval	Cal Due	Serial Number
-	WL25-1	Conducted Cable Set (25GHz)	2/23/2021	Annual	2/23/2022	WL25-1
-	WL40-1	WLAN Cable Set (40GHz)	2/23/2021	Annual	2/23/2022	WL40-1
-	WL25-2	WLAN Cable Set (25GHz)	2/23/2021	Annual	2/23/2022	WL25-2
-	WL25-3	Conducted Cable Set (25GHz)	3/12/2021	Annual	3/12/2022	WL25-3
-	WL40-2	WLAN Cable Set (40GHz)	3/12/2021	Annual	3/12/2022	WL40-2
Anritsu	ML2495A	Power Meter	3/4/2021	Annual	3/4/2022	1328004
Anritsu	MA2411B	Pulse Power Sensor	10/19/2020	Annual	10/19/2021	1339026
Anritsu	MS46322A	Vector Network Analyzer	11/6/2020	Annual	11/6/2021	1521001
Anritsu	36585K-2F	Precision Autocal 2-Port	10/24/2020	Annual	10/24/2021	1628014
Com-Power	AL-130	9kHz - 30MHz Loop Antenna	10/10/2019	Biennial	10/10/2021	121034
Emco	3115	Horn Antenna (1-18GHz)	6/18/2020	Biennial	6/18/2022	9704-5182
Emco	3116	Horn Antenna (18 - 40GHz)	8/7/2018	Triennial	8/7/2021	9203-2178
Espec	ESX-2CA	Environmental Chamber	8/27/2020	Biennial	8/27/2022	17620
ETS-Lindgren	3816/2NM	LISN	7/9/2020	Biennial	7/9/2022	114451
ETS-Lindgren	3115	Double Ridged Guide Horn 750MHz - 18GHz	3/12/2020	Biennial	3/12/2022	150693
Keysight Technologies	N9020A	MXA Signal Analyzer	8/14/2020	Annual	8/14/2021	US46470561
Keysight Technologies	N9038A	MXE EMI Receiver	8/11/2020	Annual	8/11/2021	MY51210133
Keysight Technologies	N9030A	PXA Signal Analyzer (44GHz)	8/17/2020	Annual	8/17/2021	MY52350166
Keysight Technologies	N9020A	MXA Signal Analyzer	9/22/2020	Annual	9/22/2021	MY54500644
Pasternack	NMLC-2	Line Conducted Emissions Cable (NM)	2/25/2021	Annual	2/25/2022	NMLC-2
Rohde & Schwarz	ESU26	EMI Test Receiver (26.5GHz)	7/15/2020	Annual	7/15/2021	100342
Rohde & Schwarz	ESU40	EMI Test Receiver (40GHz)	5/25/2021	Annual	5/25/2022	100348
Rohde & Schwarz	FSW67	Signal / Spectrum Analyzer	8/10/2020	Annual	8/10/2021	103200
Solar Electronics	8012-50-R-24-BNC	Line Impedance Stabilization Network	10/1/2019	Biennial	10/1/2021	310233
Sunol	DRH-118	Horn Antenna (1-18 GHz)	8/27/2019	Biennial	8/27/2021	A042511
Sunol Science	JB5	Bi-Log Antenna (30M - 5GHz)	7/27/2020	Biennial	7/27/2022	A051107

Table 6-1. Annual Test Equipment Calibration Schedule

Note:

For equipment listed above that has a calibration date or calibration due date that falls within the test date range, care was taken to ensure that this equipment was used after the calibration date and before the calibration due date.

FCC ID: A3LSMF926B	 MEASUREMENT REPORT (CERTIFICATION)		Approved by: Quality Manager
Test Report S/N: 1M2104190044-18-R2.A3L	Test Dates: 03/26 – 06/04/2021	EUT Type: Portable Handset	Page 13 of 281

7.0 TEST RESULTS

7.1 Summary

Company Name: Samsung Electronics Co., Ltd.
FCC ID: A3LSMF926B
FCC Classification: 15E 6 GHz Low Power Indoor Client (6XD)

FCC Part Section(s)	Test Description	Test Limit	Test Condition	Test Result	Reference
2.1046, 15.407(a)(11)	Maximum Conducted Output Power	N/A		PASS	Section 7.3
2.1049, 15.407(a)(10)	Occupied Bandwidth/ 26dB Bandwidth	99% of the occupied bandwidth of any channel must be contained within each of its respective U-NII sub bands The maximum transmitter channel bandwidth for U-NII devices in the 5.925-7.125 GHz band is 320 megahertz.	CONDUCTED	PASS	Section 7.2
15.407(a)(8)	Maximum Power Spectral Density	< -1dBm/MHz e.i.r.p.		PASS	Section 7.4
15.407(a)(8)	Maximum Radiated Output Power	< 24dBm over the frequency band of operation		PASS	Section 7.3
15.407(b)(6)	In-Band Emissions	EUT must meet the limits detailed in 15.407(b)(6)		PASS	Section 7.5
15.407(d)(6)	Contention Based Protocol	EUT must detect AWGN signal with 90% (or better) certainty		PASS	Section 7.6
15.407(b)(5)	Undesirable Emissions	< -27dBm/MHz e.i.r.p. outside of the 5.925 – 7.125GHz band	RADIATED	PASS	Section 7.7
15.205, 15.209	General Field Strength Limits (Restricted Bands and Radiated Emission Limits)	Emissions in restricted bands must meet the radiated limits detailed in 15.209		PASS	Section 7.7, 7.8

Table 7-1. Summary of Test Results

Notes:

- 1) All channels, modes, and modulations/data rates were investigated among all UNII bands. The test results shown in the following sections represent the worst case emissions.
- 2) The analyzer plots shown in this section were all taken with a correction table loaded into the analyzer. The correction table was used to account for the losses of the cables and attenuators used as part of the system to connect the EUT to the analyzer at all frequencies of interest.
- 3) All antenna port conducted emissions testing was performed on a test bench with the antenna port of the EUT connected to the spectrum analyzer through calibrated cables and attenuators.
- 4) For conducted spurious emissions, automated test software was used to measure emissions and capture the corresponding plots necessary to show compliance. The measurement software utilized is PCTEST "UNII Automation," Version 4.7.

FCC ID: A3LSMF926B		MEASUREMENT REPORT (CERTIFICATION)		Approved by: Quality Manager
Test Report S/N: 1M2104190044-18-R2.A3L	Test Dates: 03/26 – 06/04/2021	EUT Type: Portable Handset		Page 14 of 281

- 5) For radiated band edge, automated test software was used to measure emissions and capture the corresponding plots necessary to show compliance. The measurement software utilized is PCTEST “Chamber Automation,” Version 1.3.1.

FCC ID: A3LSMF926B	 Proud to be part of  element	MEASUREMENT REPORT (CERTIFICATION)		Approved by: Quality Manager
Test Report S/N: 1M2104190044-18-R2.A3L	Test Dates: 03/26 – 06/04/2021	EUT Type: Portable Handset		Page 15 of 281

7.2 26dB Bandwidth Measurement – 802.11ax 2.1049, 15.407(a)(10)

Test Overview and Limit

The bandwidth at 26dB down from the highest in-band spectral density is measured with a spectrum analyzer connected to the antenna terminal while the EUT is operating at its maximum duty cycle, at its maximum power control level, as defined in ANSI C63.10-2013 and KDB 789033 D02 v02r01, and at the appropriate frequencies. The spectrum analyzer's bandwidth measurement function is configured to measure the 26dB bandwidth.

The 26dB bandwidth is used to determine the conducted power limits.

Test Procedure Used

ANSI C63.10-2013 – Section 12.4
KDB 789033 D02 v02r01 – Section C
KDB 987594 D02

Test Settings

1. The signal analyzers' automatic bandwidth measurement capability was used to perform the 26dB bandwidth measurement. The "X" dB bandwidth parameter was set to $X = 26$. The automatic bandwidth measurement function also has the capability of simultaneously measuring the 99% occupied bandwidth. The bandwidth measurement was not influenced by any intermediate power nulls in the fundamental emission.
2. RBW = approximately 1% of the emission bandwidth
3. VBW $\geq 3 \times$ RBW
4. Detector = Peak
5. Trace mode = max hold

Test Setup

The EUT and measurement equipment were set up as shown in the diagram below.



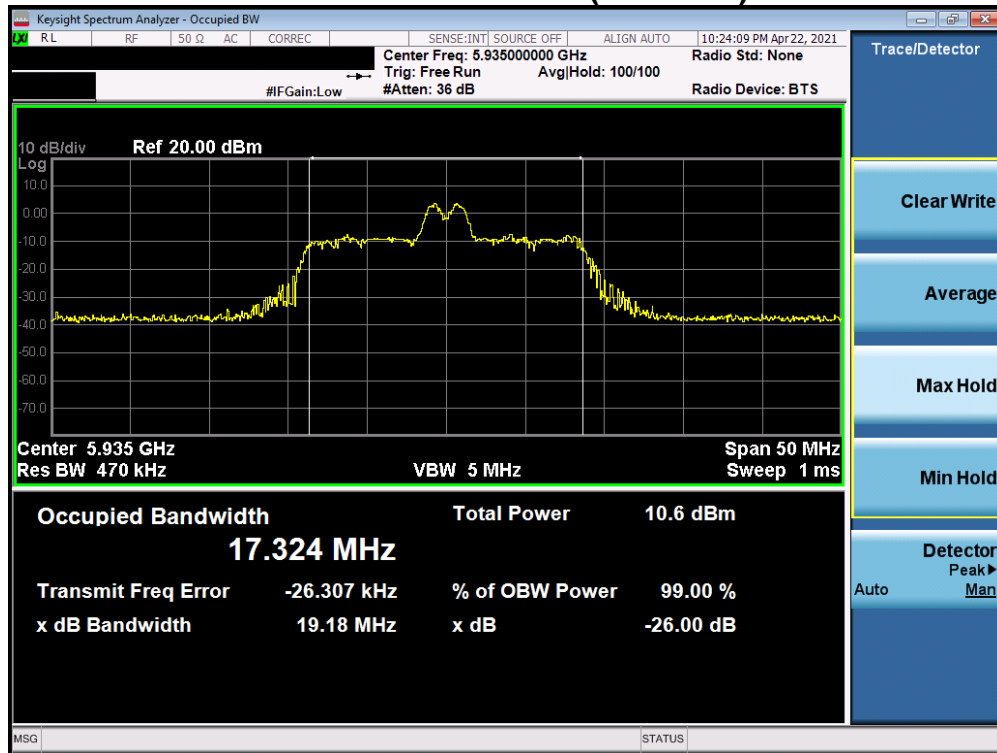
Figure 7-1. Test Instrument & Measurement Setup

Test Notes

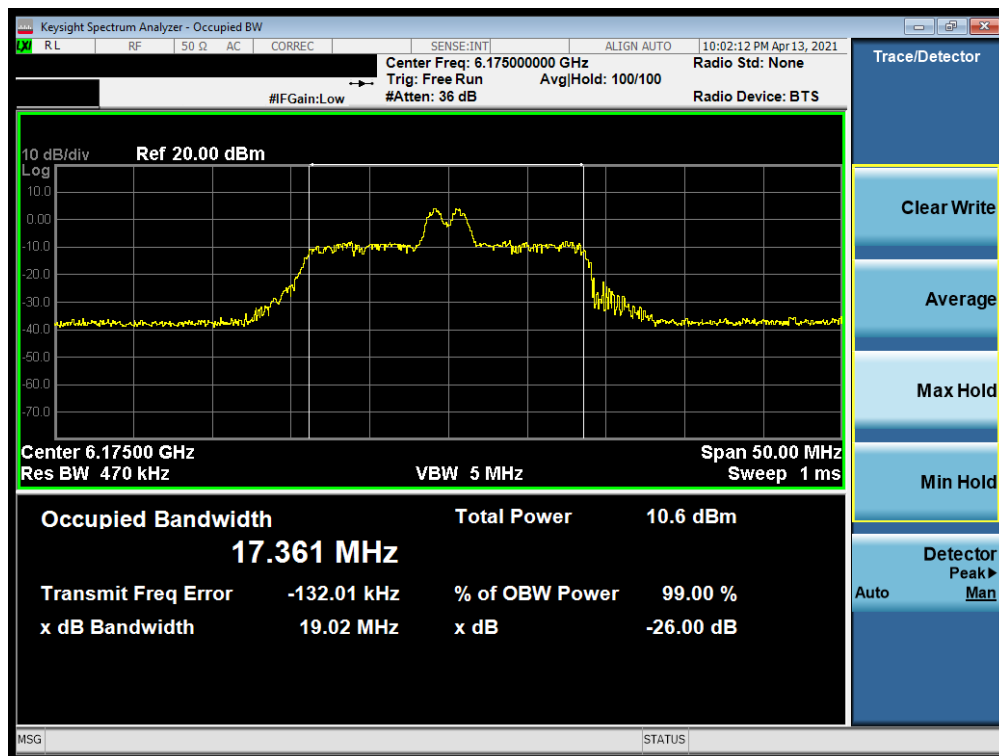
None.

FCC ID: A3LSMF926B	PCTEST Proud to be part of element	MEASUREMENT REPORT (CERTIFICATION)	SAMSUNG	Approved by: Quality Manager
Test Report S/N: 1M2104190044-18-R2.A3L	Test Dates: 03/26 – 06/04/2021	EUT Type: Portable Handset		Page 16 of 281

MIMO Antenna-1 26dB Bandwidth Measurements (26 Tones)

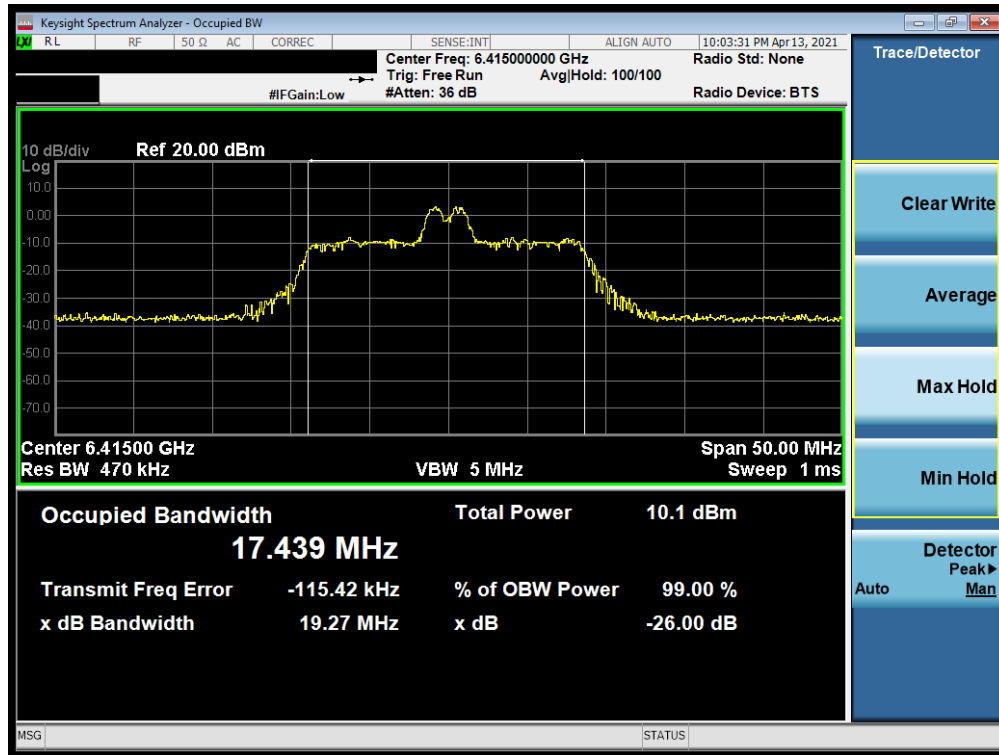


Plot 7-1. 26dB Bandwidth Plot MIMO ANT1 (20MHz BW 802.11ax (26 Tones) UNII Band 5) – Ch. 2)

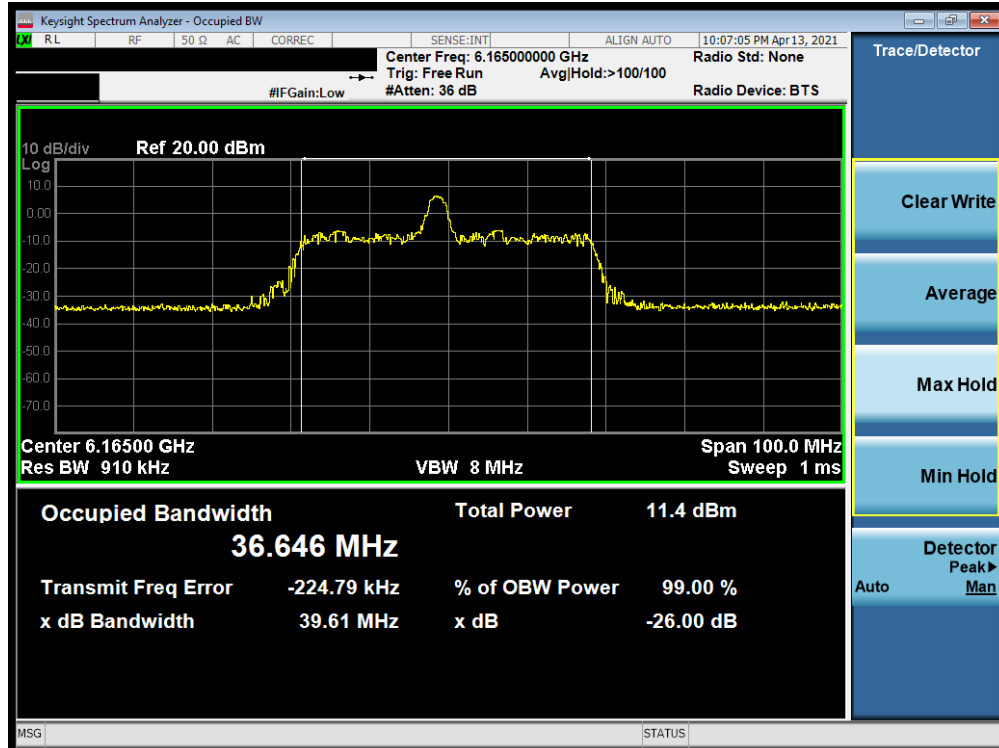


Plot 7-2. 26dB Bandwidth Plot MIMO ANT1 (20MHz BW 802.11ax (26 Tones) (UNII Band 5) – Ch. 45)

FCC ID: A3LSMF926B	PCTEST Proud to be part of element	MEASUREMENT REPORT (CERTIFICATION)	SAMSUNG	Approved by: Quality Manager
Test Report S/N: 1M2104190044-18-R2.A3L	Test Dates: 03/26 – 06/04/2021	EUT Type: Portable Handset		Page 17 of 281

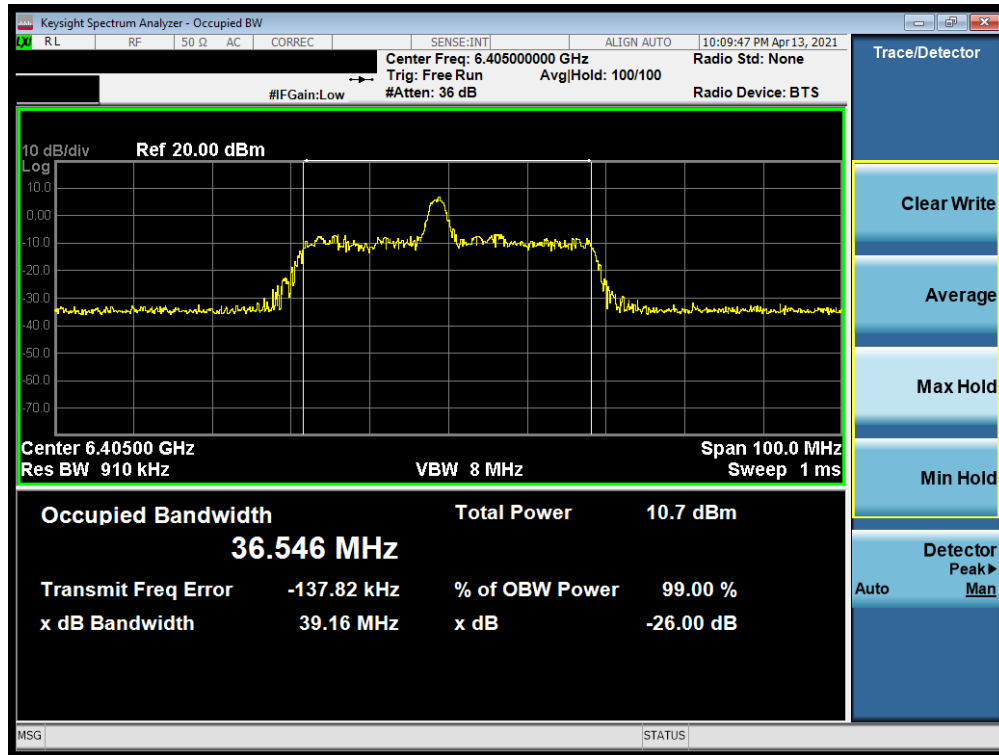


Plot 7-3. 26dB Bandwidth Plot MIMO ANT1 (20MHz BW 802.11ax (26 Tones) UNII Band 5) – Ch. 93)

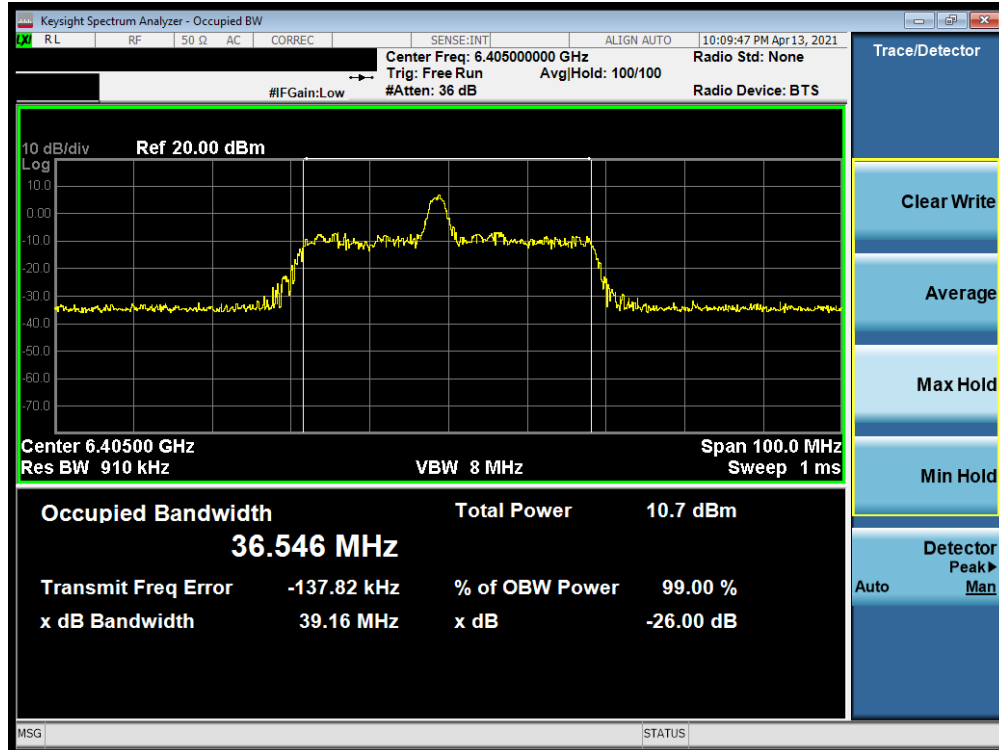


Plot 7-4. 26dB Bandwidth Plot MIMO ANT1 (40MHz BW 802.11ax (26 Tones) (UNII Band 5) – Ch. 3)

FCC ID: A3LSMF926B	PCTEST Proud to be part of element	MEASUREMENT REPORT (CERTIFICATION)	SAMSUNG	Approved by: Quality Manager
Test Report S/N: 1M2104190044-18-R2.A3L	Test Dates: 03/26 – 06/04/2021	EUT Type: Portable Handset		Page 18 of 281

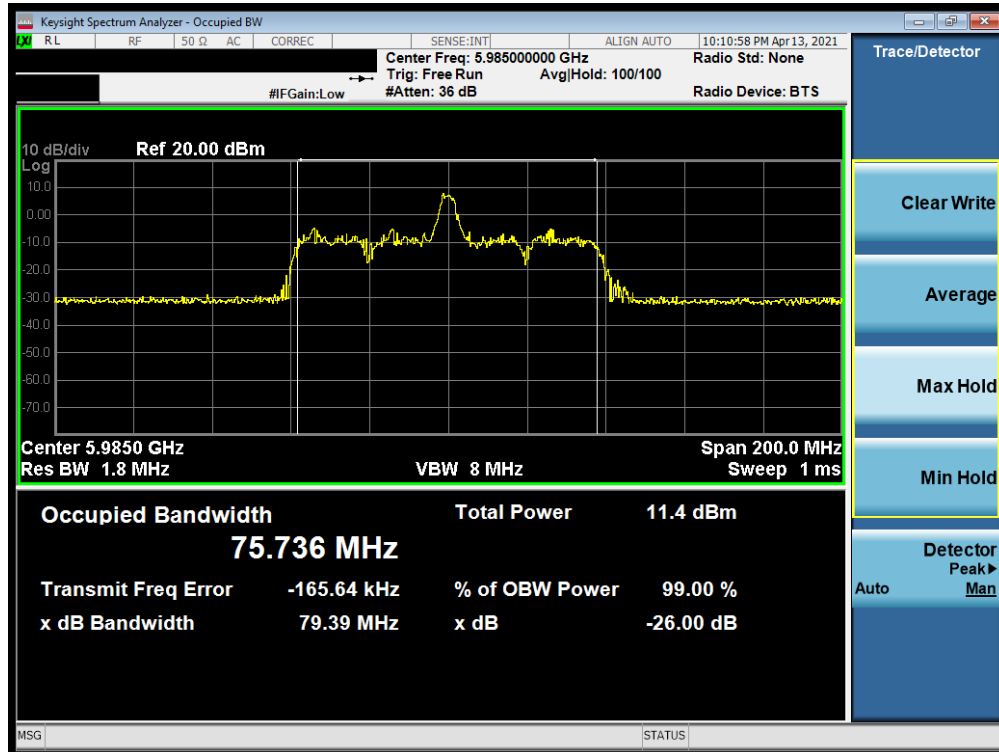


Plot 7-5. 26dB Bandwidth Plot MIMO ANT1 (40MHz BW 802.11ax (26 Tones) (UNII Band 5) – Ch. 43)

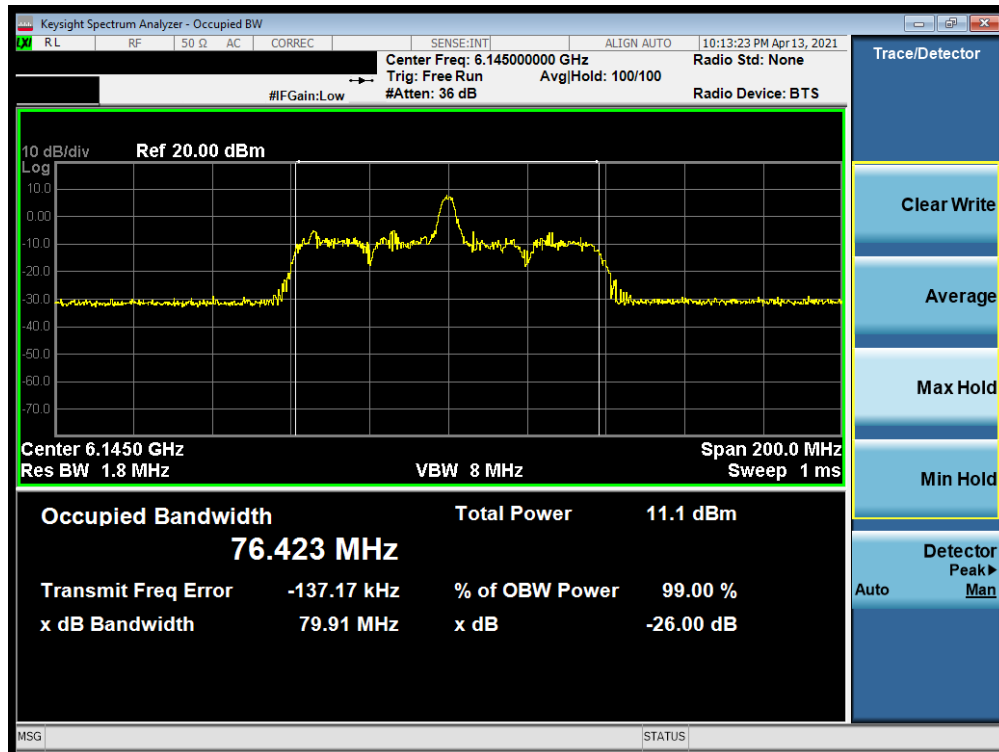


Plot 7-6. 26dB Bandwidth Plot MIMO ANT1 (40MHz BW 802.11ax (26 Tones) (UNII Band 5) – Ch. 91)

FCC ID: A3LSMF926B	PCTEST Proud to be part of element	MEASUREMENT REPORT (CERTIFICATION)	SAMSUNG	Approved by: Quality Manager
Test Report S/N: 1M2104190044-18-R2.A3L	Test Dates: 03/26 – 06/04/2021	EUT Type: Portable Handset		Page 19 of 281

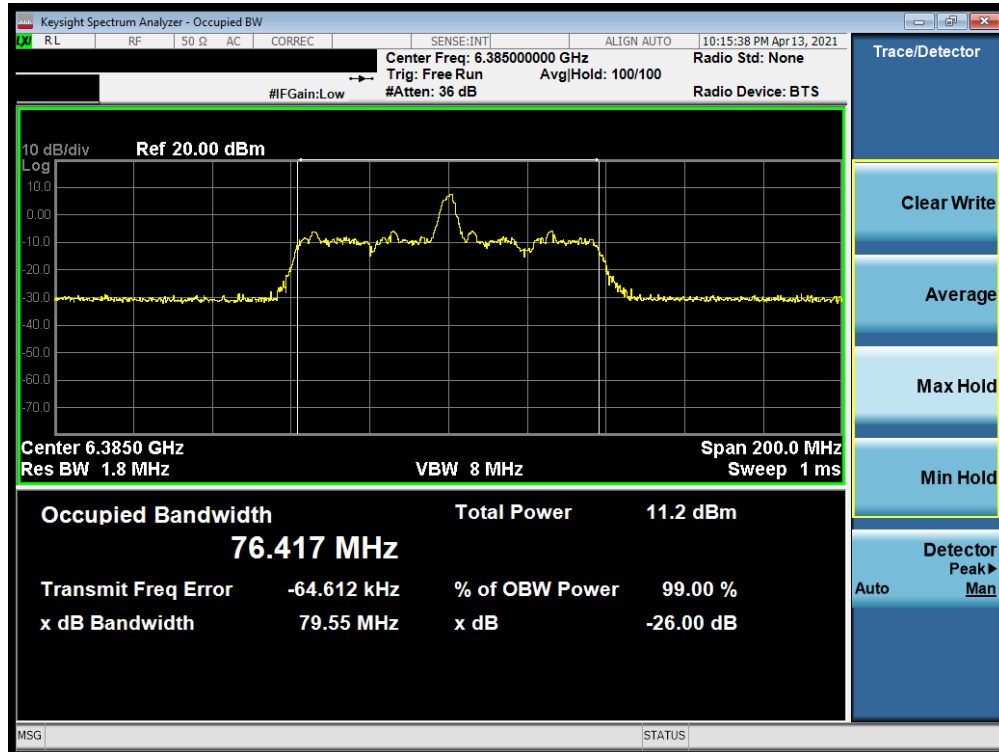


Plot 7-7. 26dB Bandwidth Plot MIMO ANT1 (80MHz BW 802.11ax (26 Tones) (UNII Band 5) – Ch. 7)

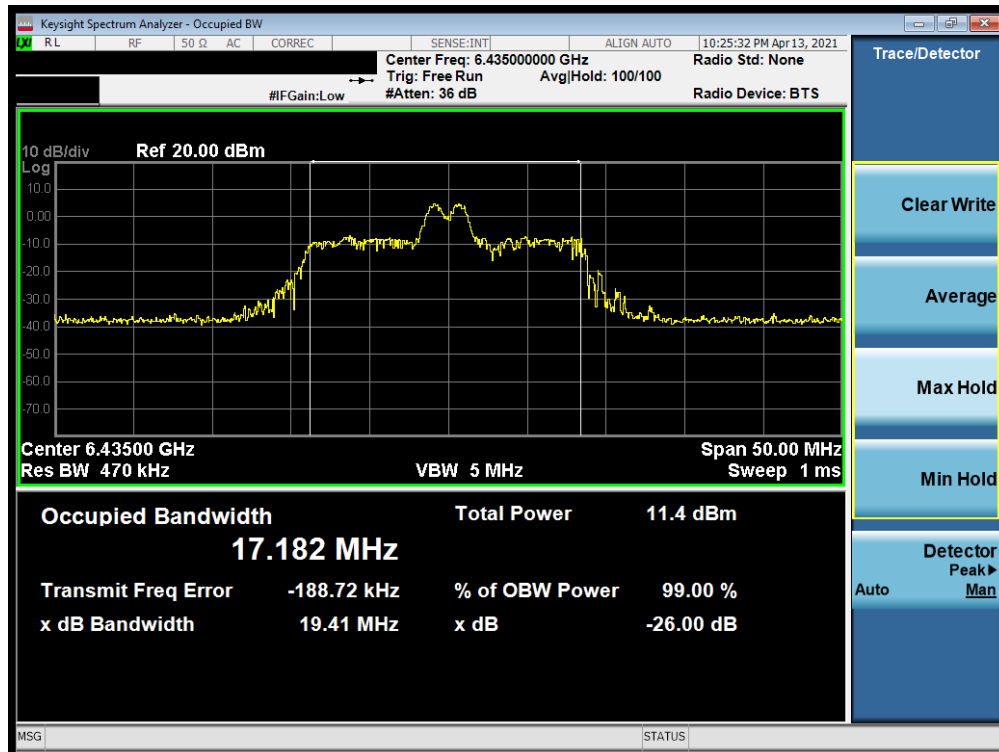


Plot 7-8. 26dB Bandwidth Plot MIMO ANT1 (80MHz BW 802.11ax (26 Tones) (UNII Band 5) – Ch. 39)

FCC ID: A3LSMF926B	 Proud to be part of 	MEASUREMENT REPORT (CERTIFICATION)		Approved by: Quality Manager
Test Report S/N: 1M2104190044-18-R2.A3L	Test Dates: 03/26 – 06/04/2021	EUT Type: Portable Handset		Page 20 of 281

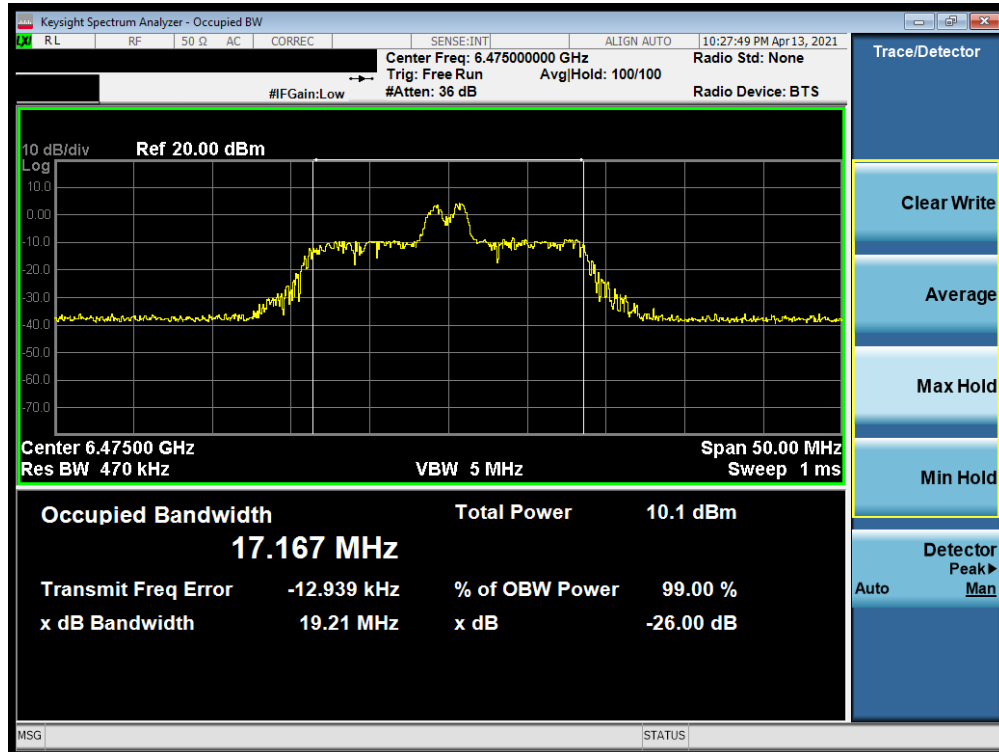


Plot 7-9. 26dB Bandwidth Plot MIMO ANT1 (80MHz BW 802.11ax (26 Tones) (UNII Band 5) – Ch. 87)

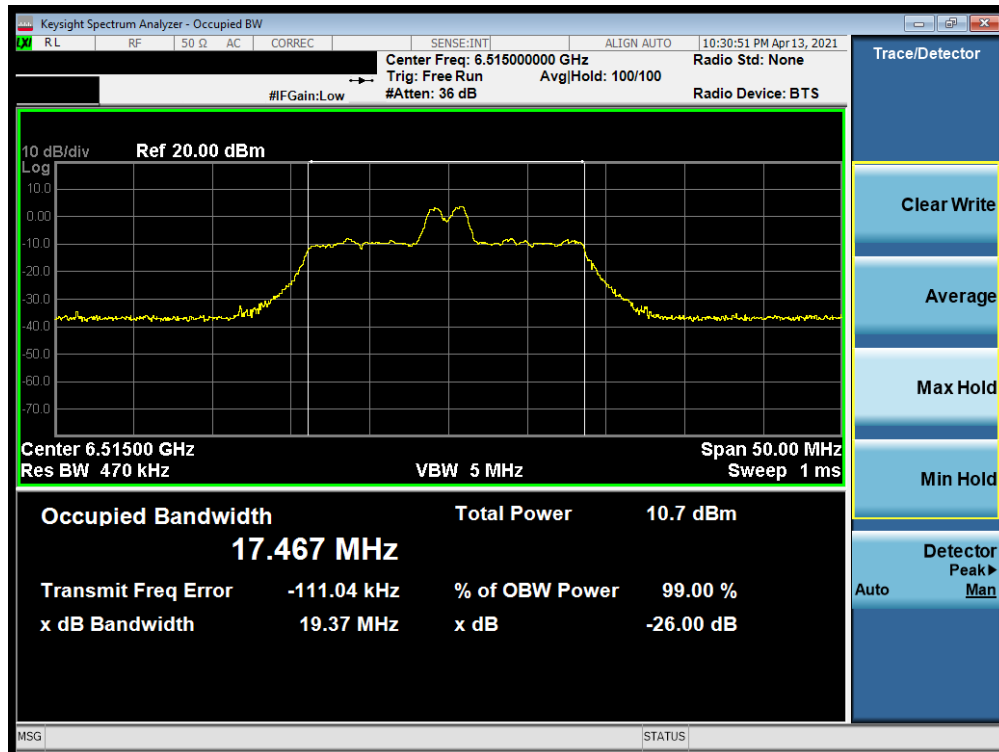


Plot 7-10. 26dB Bandwidth Plot MIMO ANT1 (20MHz BW 802.11ax (26 Tones) (UNII Band 6) – Ch. 97)

FCC ID: A3LSMF926B	PCTEST Proud to be part of element	MEASUREMENT REPORT (CERTIFICATION)	SAMSUNG	Approved by: Quality Manager
Test Report S/N: 1M2104190044-18-R2.A3L	Test Dates: 03/26 – 06/04/2021	EUT Type: Portable Handset		Page 21 of 281

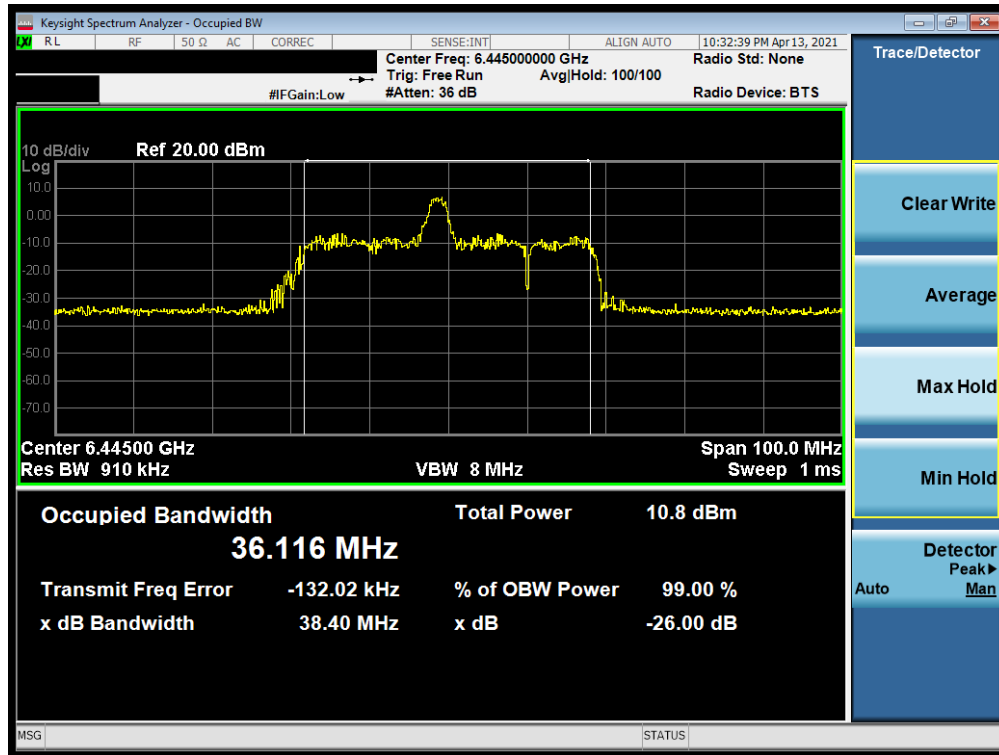


Plot 7-11. 26dB Bandwidth Plot MIMO ANT1 (20MHz BW 802.11ax (26 Tones) (UNII Band 6) – Ch. 105)

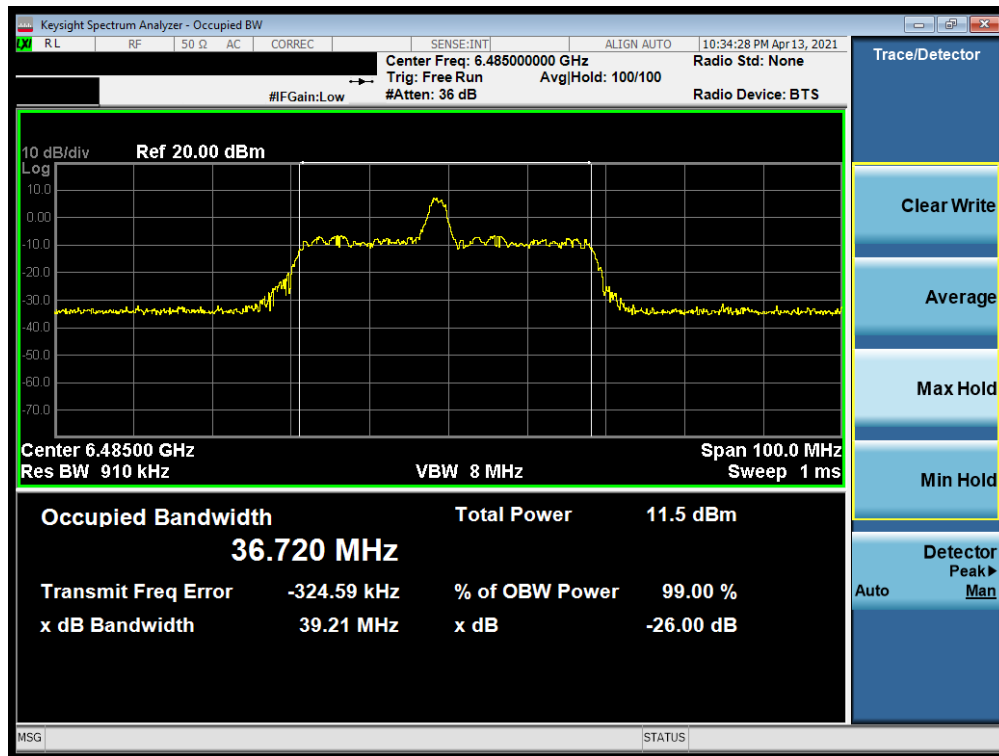


Plot 7-12. 26dB Bandwidth Plot MIMO ANT1 (20MHz BW 802.11ax (26 Tones) (UNII Band 6) – Ch. 113)

FCC ID: A3LSMF926B	PCTEST Proud to be part of element	MEASUREMENT REPORT (CERTIFICATION)	SAMSUNG	Approved by: Quality Manager
Test Report S/N: 1M2104190044-18-R2.A3L	Test Dates: 03/26 – 06/04/2021	EUT Type: Portable Handset		Page 22 of 281

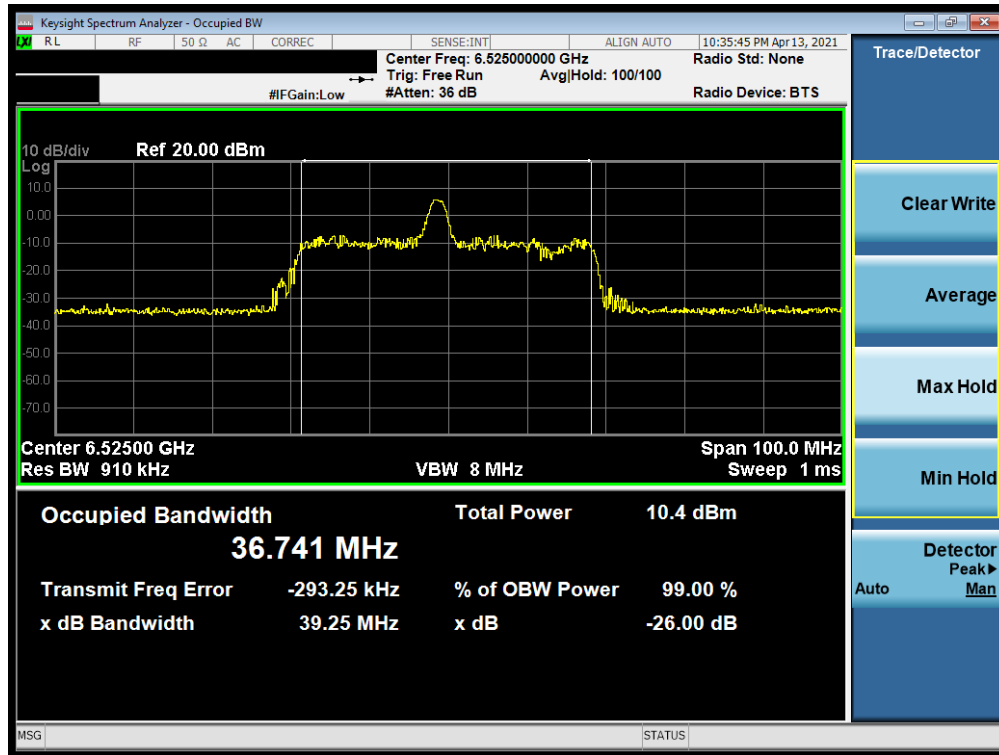


Plot 7-13. 26dB Bandwidth Plot MIMO ANT1 (40MHz BW 802.11ax (26 Tones) (UNII Band 6) – Ch. 99)

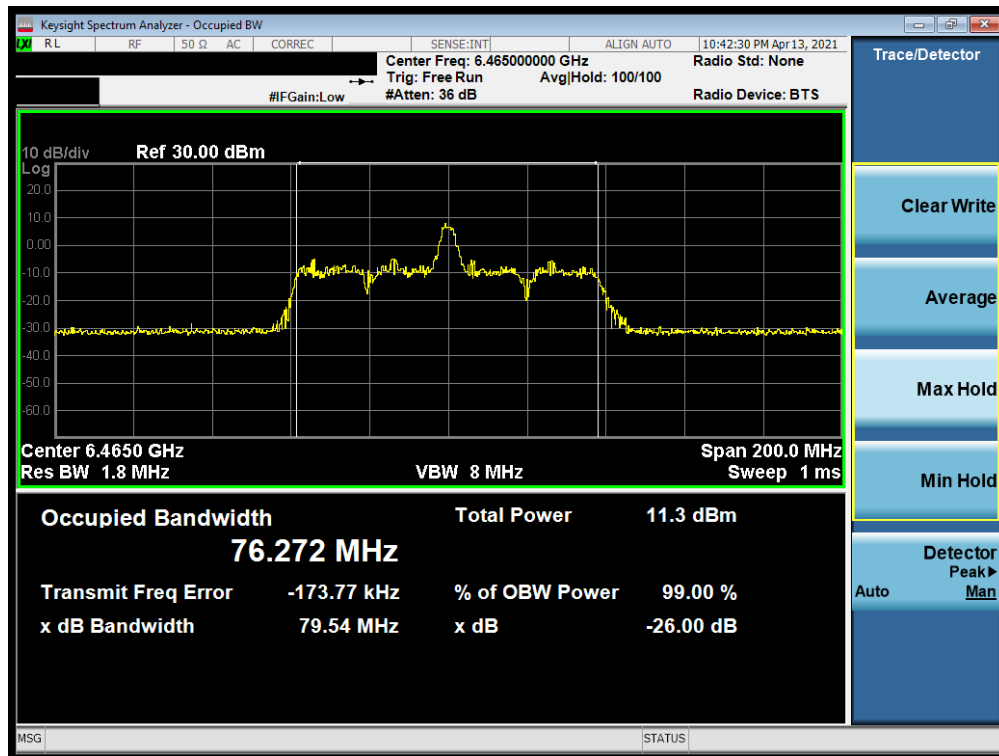


Plot 7-14. 26dB Bandwidth Plot MIMO ANT1 (40MHz BW 802.11ax (26 Tones) (UNII Band 6) – Ch. 107)

FCC ID: A3LSMF926B		MEASUREMENT REPORT (CERTIFICATION)		Approved by: Quality Manager
Test Report S/N: 1M2104190044-18-R2.A3L	Test Dates: 03/26 – 06/04/2021	EUT Type: Portable Handset		Page 23 of 281

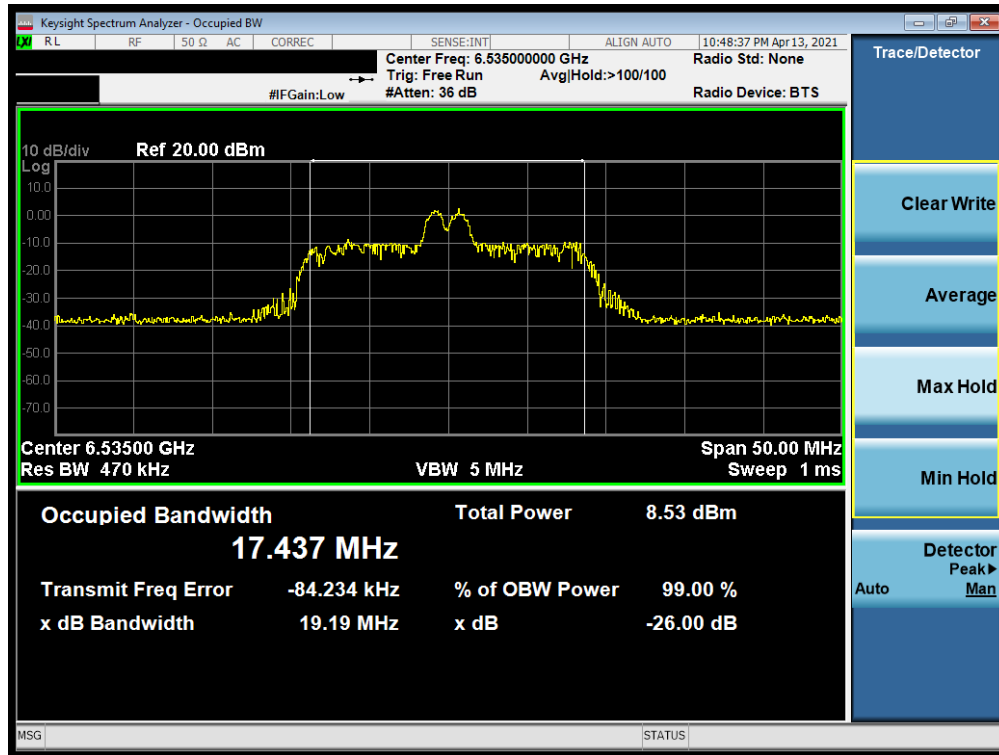


Plot 7-15. 26dB Bandwidth Plot MIMO ANT1 (40MHz BW 802.11ax (26 Tones) (UNII Band 6) – Ch. 115)

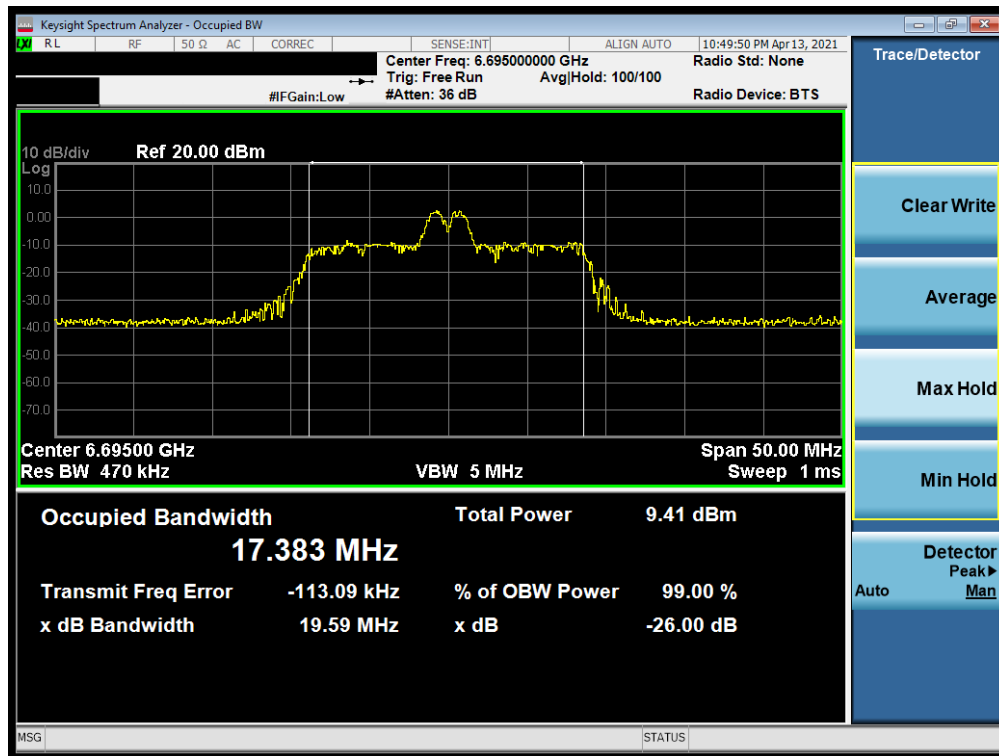


Plot 7-16. 26dB Bandwidth Plot MIMO ANT1 (80MHz BW 802.11ax (26 Tones) (UNII Band 6) – Ch. 103)

FCC ID: A3LSMF926B	PCTEST Proud to be part of element	MEASUREMENT REPORT (CERTIFICATION)	SAMSUNG	Approved by: Quality Manager
Test Report S/N: 1M2104190044-18-R2.A3L	Test Dates: 03/26 – 06/04/2021	EUT Type: Portable Handset		Page 24 of 281



Plot 7-17. 26dB Bandwidth Plot MIMO ANT1 (20MHz BW 802.11ax (26 Tones) (UNII Band 7) – Ch. 117)

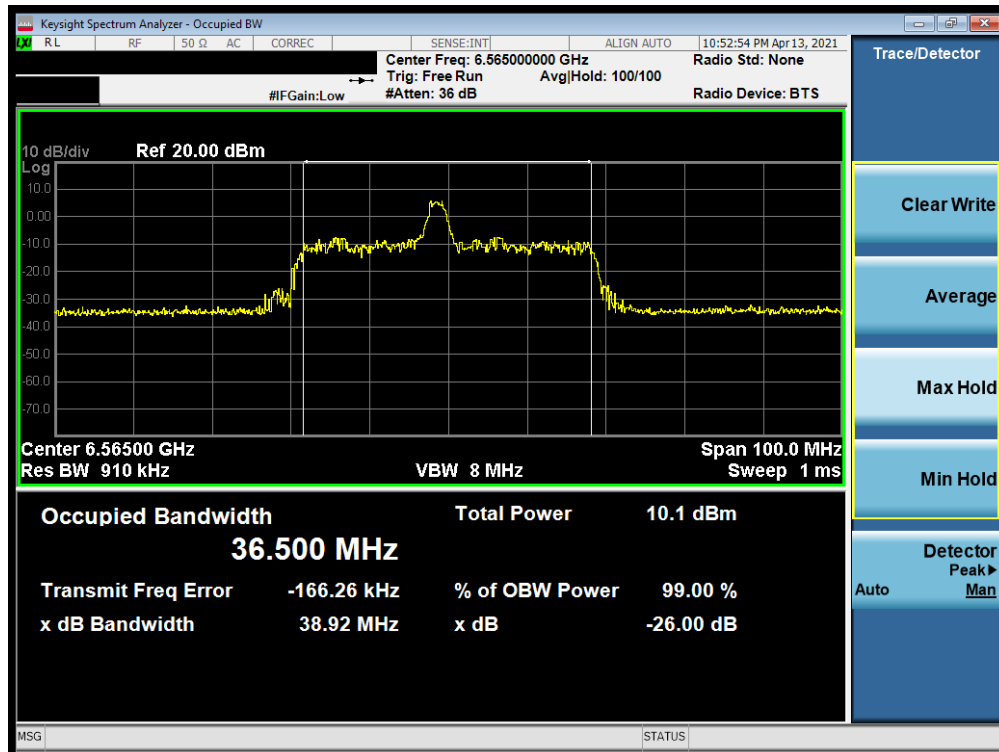


Plot 7-18. 26dB Bandwidth Plot MIMO ANT1 (20MHz BW 802.11ax (26 Tones) (UNII Band 7) – Ch. 149)

FCC ID: A3LSMF926B	PCTEST Proud to be part of element	MEASUREMENT REPORT (CERTIFICATION)	SAMSUNG	Approved by: Quality Manager
Test Report S/N: 1M2104190044-18-R2.A3L	Test Dates: 03/26 – 06/04/2021	EUT Type: Portable Handset		Page 25 of 281

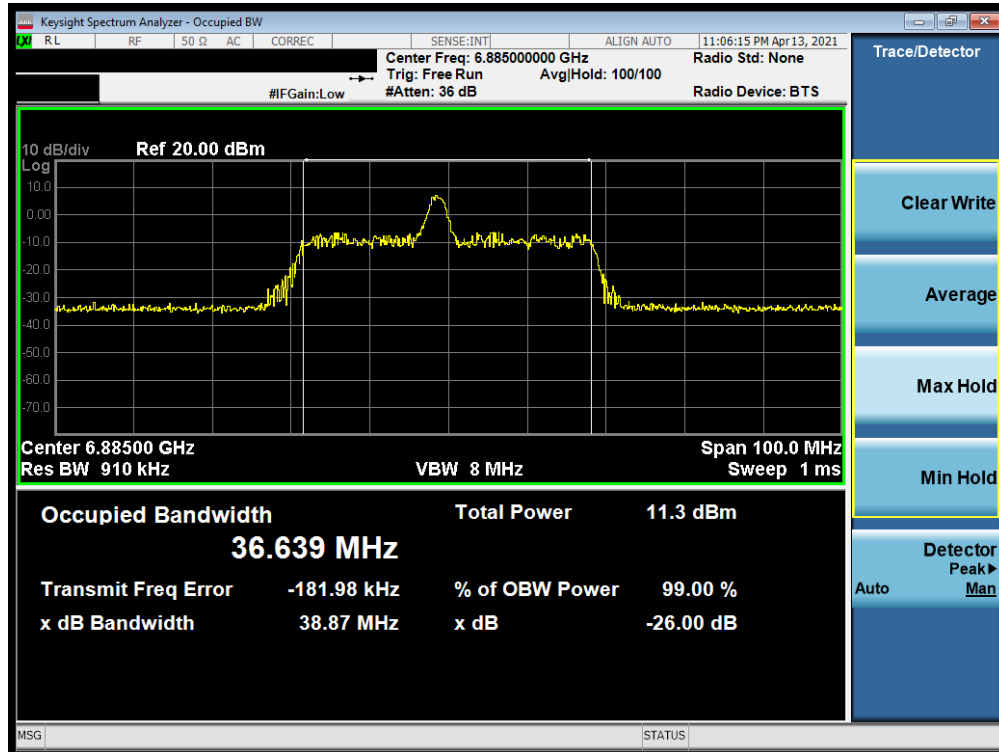


Plot 7-19. 26dB Bandwidth Plot MIMO ANT1 (20MHz BW 802.11ax (26 Tones) (UNII Band 7) – Ch. 185)

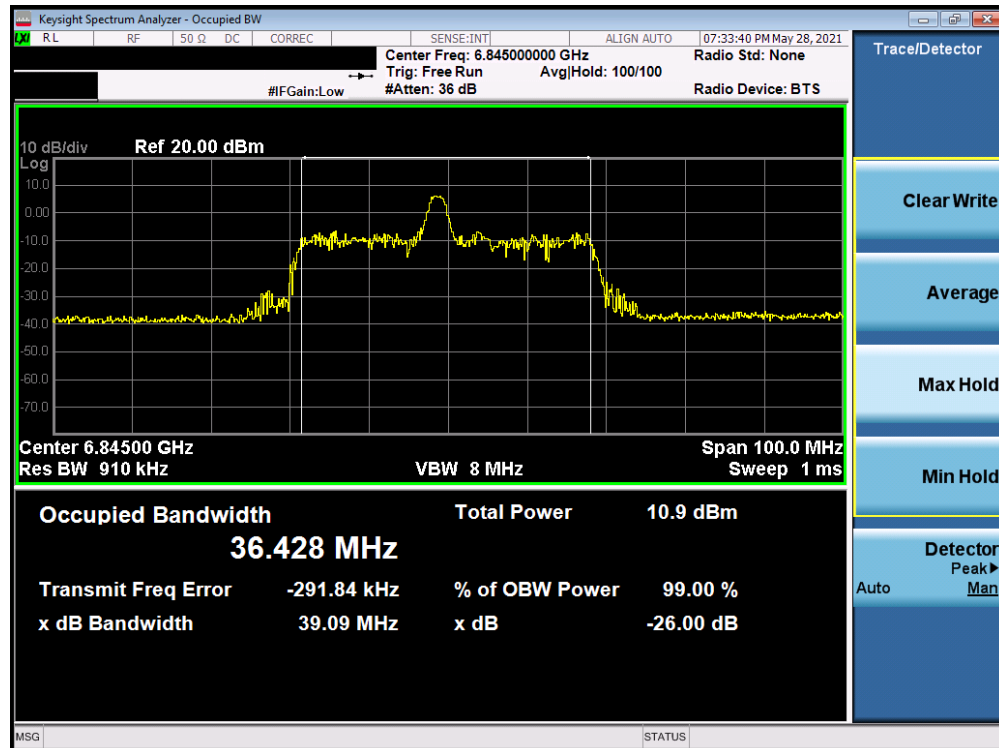


Plot 7-20. 26dB Bandwidth Plot MIMO ANT1 (40MHz BW 802.11ax (26 Tones) (UNII Band 7) – Ch. 123)

FCC ID: A3LSMF926B		MEASUREMENT REPORT (CERTIFICATION)		Approved by: Quality Manager
Test Report S/N: 1M2104190044-18-R2.A3L	Test Dates: 03/26 – 06/04/2021	EUT Type: Portable Handset		Page 26 of 281

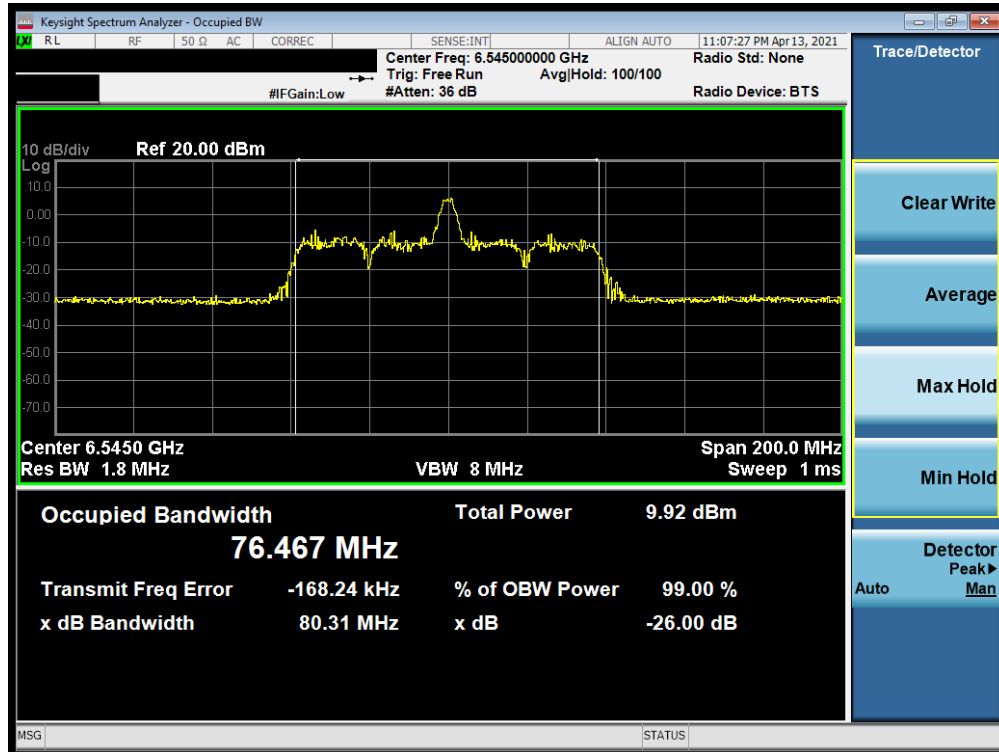


Plot 7-21. 26dB Bandwidth Plot MIMO ANT1 (40MHz BW 802.11ax (26 Tones) (UNII Band 7) – Ch. 155)

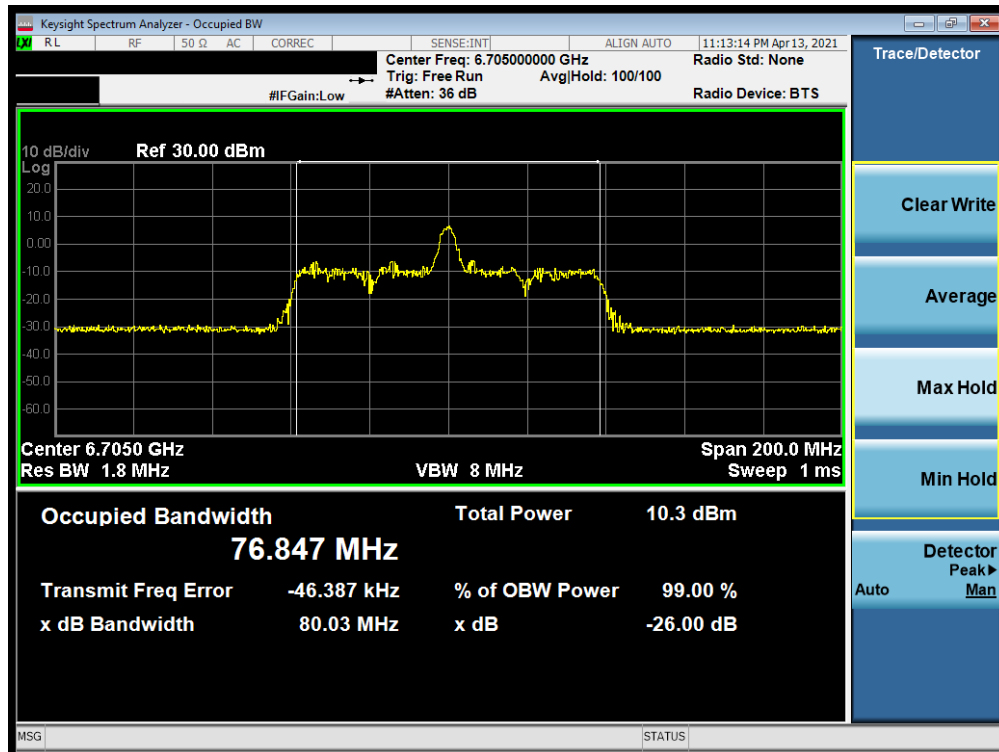


Plot 7-22. 26dB Bandwidth Plot MIMO ANT1 (40MHz BW 802.11ax (26 Tones) (UNII Band 7) – Ch. 179)

FCC ID: A3LSMF926B		MEASUREMENT REPORT (CERTIFICATION)		Approved by: Quality Manager
Test Report S/N: 1M2104190044-18-R2.A3L	Test Dates: 03/26 – 06/04/2021	EUT Type: Portable Handset		Page 27 of 281

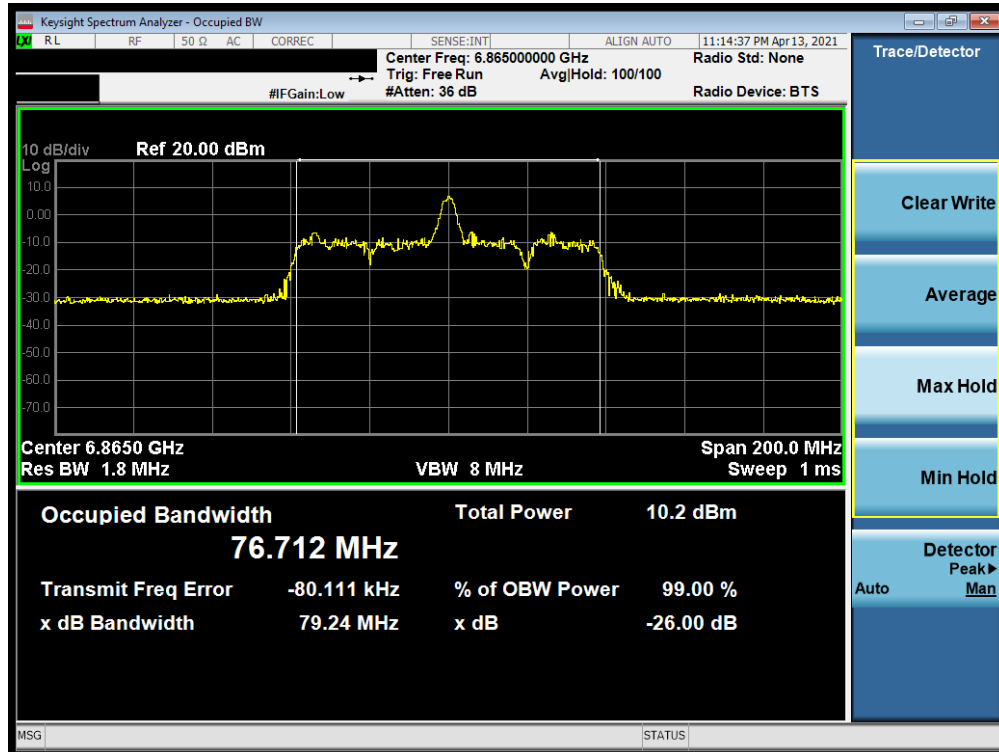


Plot 7-23. 26dB Bandwidth Plot MIMO ANT1 (80MHz BW 802.11ax (26 Tones) (UNII Band 7) – Ch. 119)

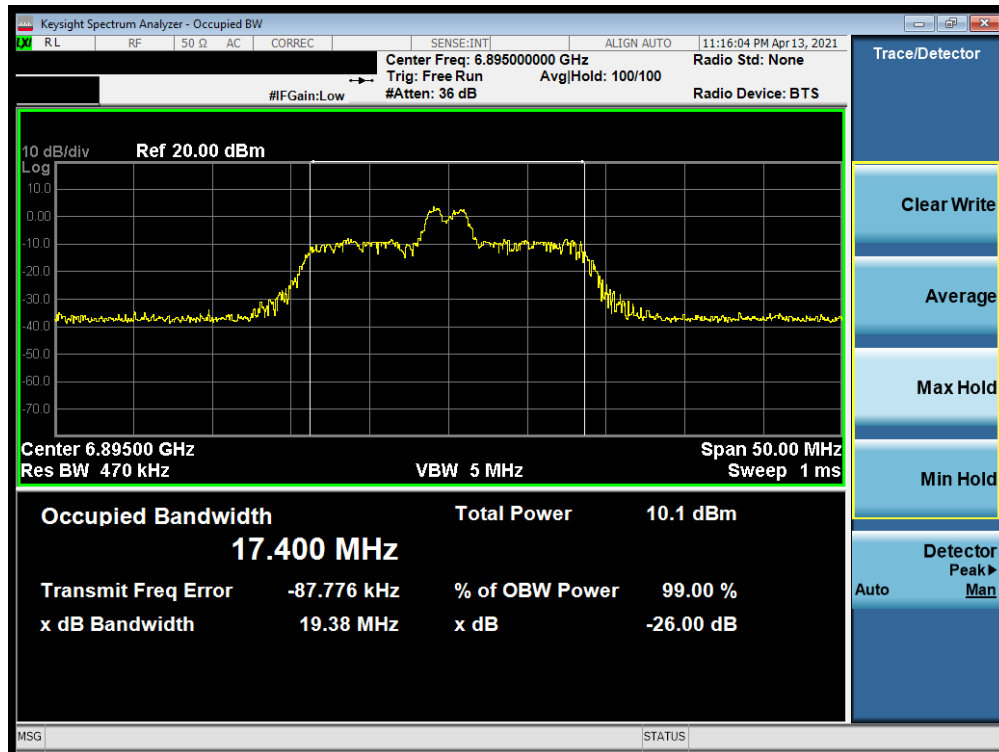


Plot 7-24. 26dB Bandwidth Plot MIMO ANT1 (80MHz BW 802.11ax (26 Tones) (UNII Band 7) – Ch. 151)

FCC ID: A3LSMF926B	PCTEST Proud to be part of element	MEASUREMENT REPORT (CERTIFICATION)	SAMSUNG	Approved by: Quality Manager
Test Report S/N: 1M2104190044-18-R2.A3L	Test Dates: 03/26 – 06/04/2021	EUT Type: Portable Handset		Page 28 of 281

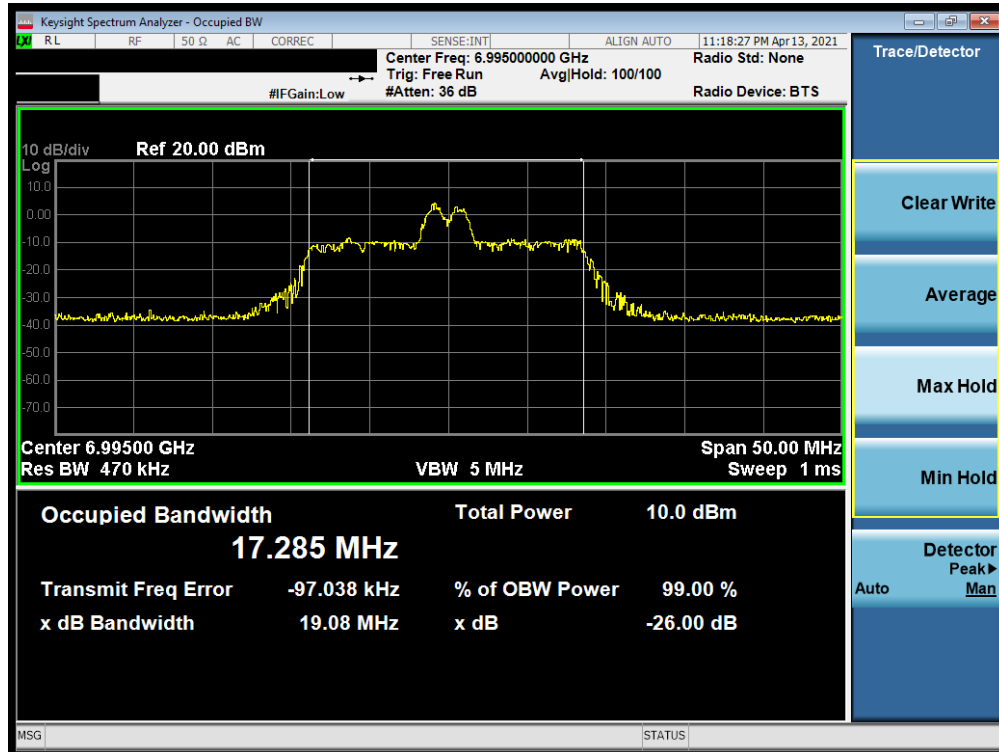


Plot 7-25. 26dB Bandwidth Plot MIMO ANT1 (80MHz BW 802.11ax (26 Tones) (UNII Band 7) – Ch. 183)

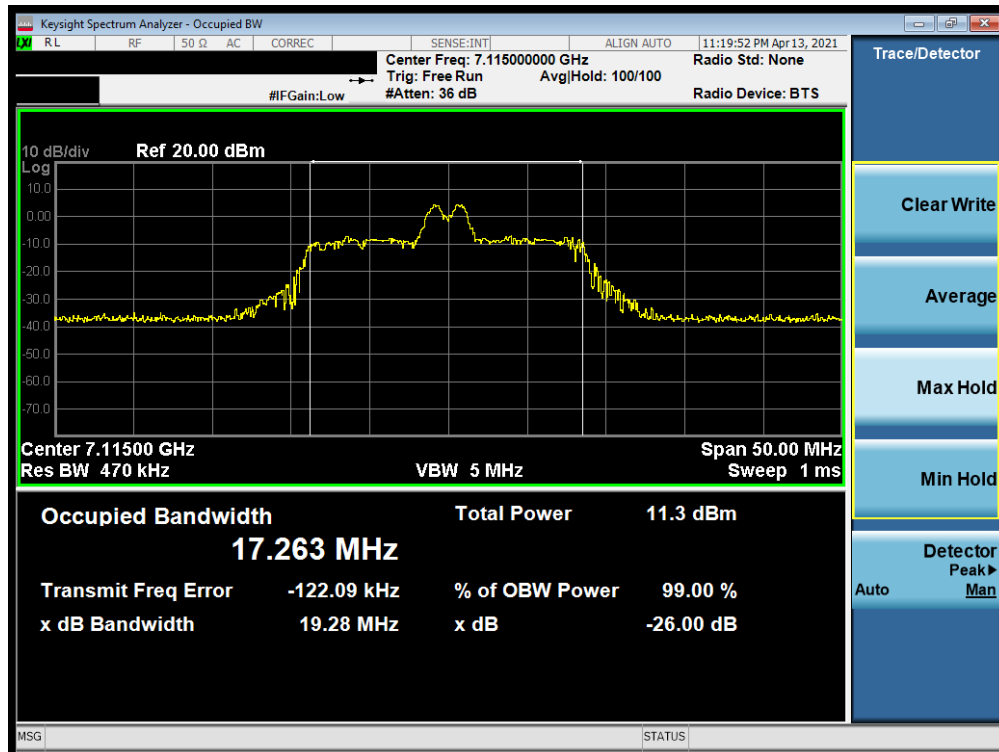


Plot 7-26. 26dB Bandwidth Plot MIMO ANT1 (20MHz BW 802.11ax (26 Tones) (UNII Band 8) – Ch. 189)

FCC ID: A3LSMF926B	PCTEST Proud to be part of element	MEASUREMENT REPORT (CERTIFICATION)	SAMSUNG	Approved by: Quality Manager
Test Report S/N: 1M2104190044-18-R2.A3L	Test Dates: 03/26 – 06/04/2021	EUT Type: Portable Handset		Page 29 of 281

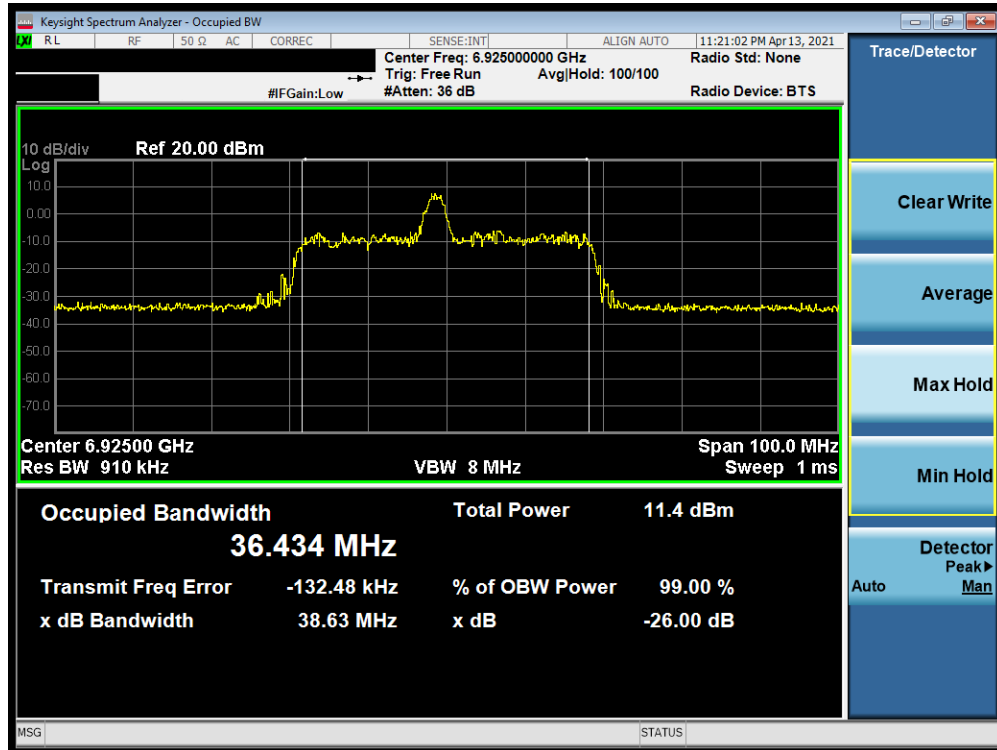


Plot 7-27. 26dB Bandwidth Plot MIMO ANT1 (20MHz BW 802.11ax (26 Tones) (UNII Band 8) – Ch. 209)

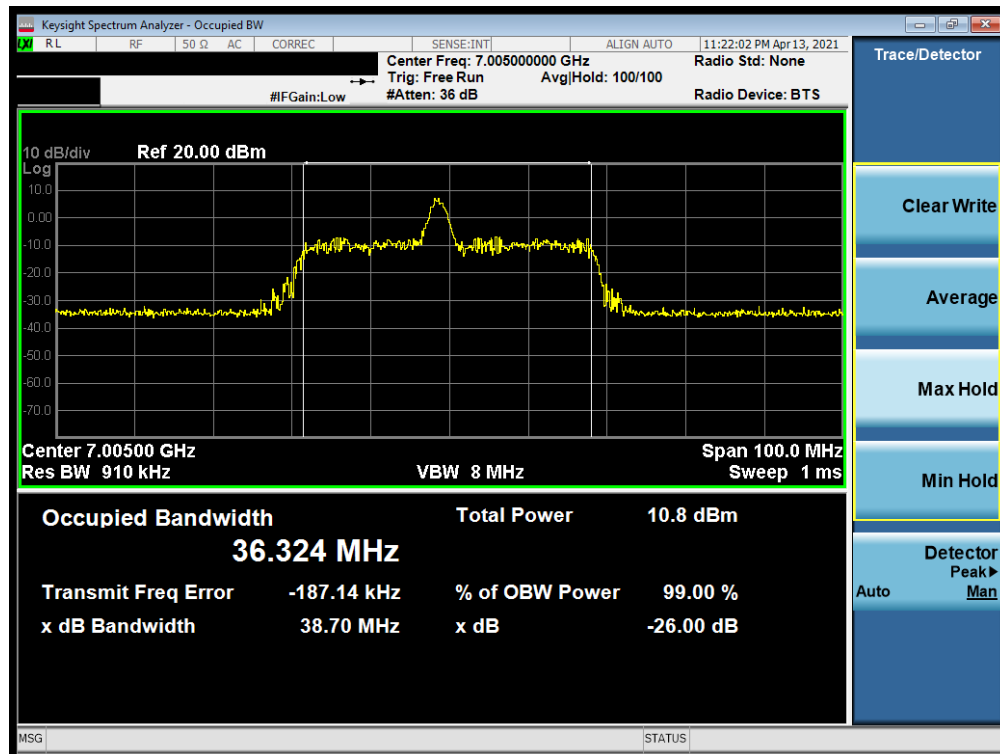


Plot 7-28. 26dB Bandwidth Plot MIMO ANT1 (20MHz BW 802.11ax (26 Tones) (UNII Band 8) – Ch. 233)

FCC ID: A3LSMF926B		MEASUREMENT REPORT (CERTIFICATION)		Approved by: Quality Manager
Test Report S/N: 1M2104190044-18-R2.A3L	Test Dates: 03/26 – 06/04/2021	EUT Type: Portable Handset		Page 30 of 281

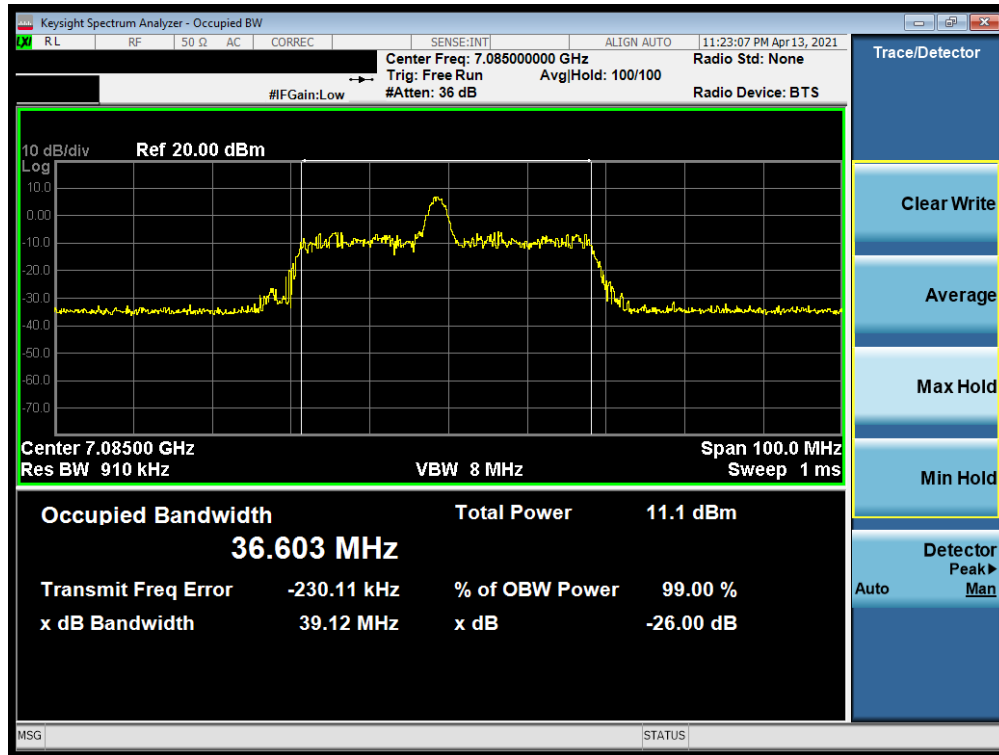


Plot 7-29. 26dB Bandwidth Plot MIMO ANT1 (40MHz BW 802.11ax (26 Tones) (UNII Band 8) – Ch. 187)

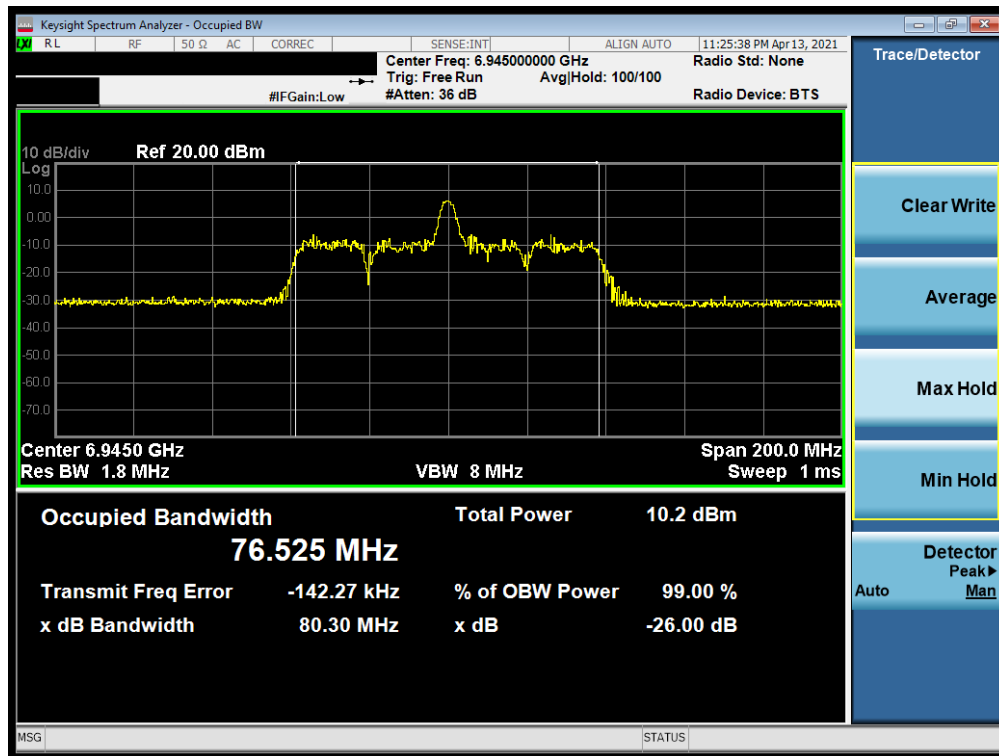


Plot 7-30. 26dB Bandwidth Plot MIMO ANT1 (40MHz BW 802.11ax (26 Tones) (UNII Band 8) – Ch. 211)

FCC ID: A3LSMF926B	PCTEST Proud to be part of element	MEASUREMENT REPORT (CERTIFICATION)	SAMSUNG	Approved by: Quality Manager
Test Report S/N: 1M2104190044-18-R2.A3L	Test Dates: 03/26 – 06/04/2021	EUT Type: Portable Handset		Page 31 of 281

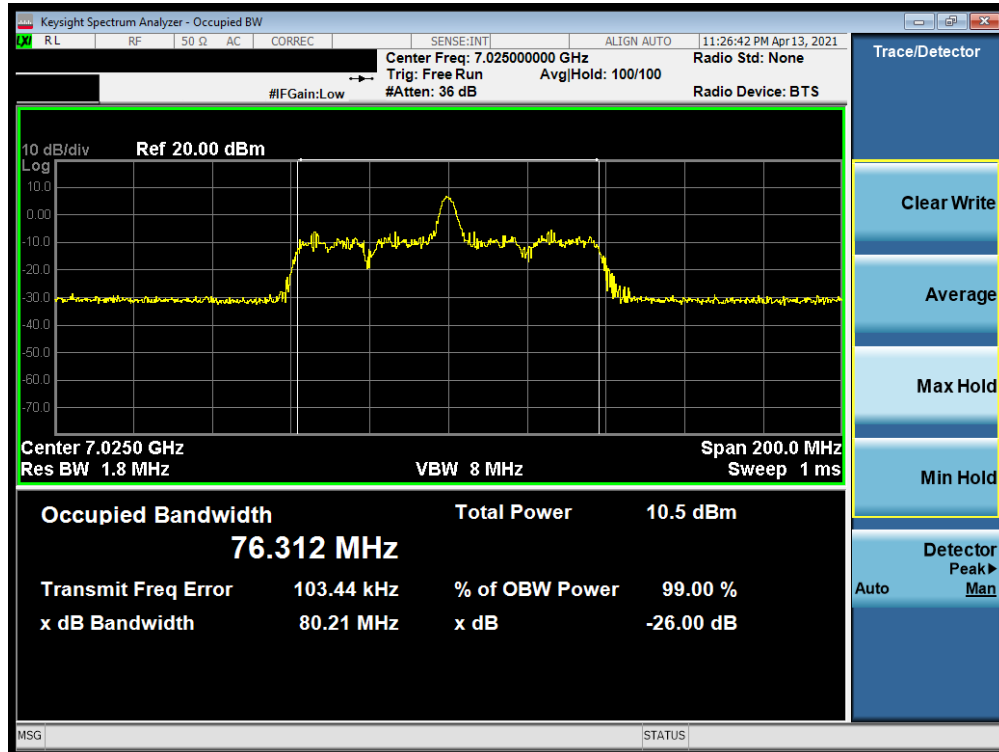


Plot 7-31. 26dB Bandwidth Plot MIMO ANT1 (40MHz BW 802.11ax (26 Tones) (UNII Band 8) – Ch. 227)



Plot 7-32. 26dB Bandwidth Plot MIMO ANT1 (80MHz BW 802.11ax (26 Tones) (UNII Band 8) – Ch. 199)

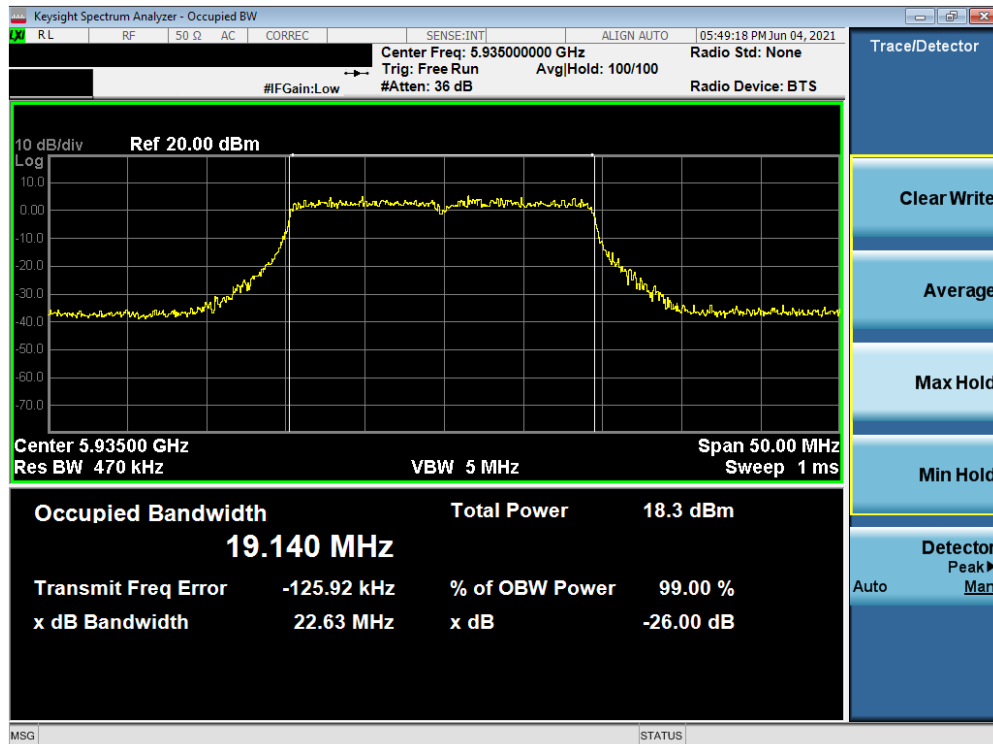
FCC ID: A3LSMF926B		MEASUREMENT REPORT (CERTIFICATION)		Approved by: Quality Manager
Test Report S/N: 1M2104190044-18-R2.A3L	Test Dates: 03/26 – 06/04/2021	EUT Type: Portable Handset		Page 32 of 281



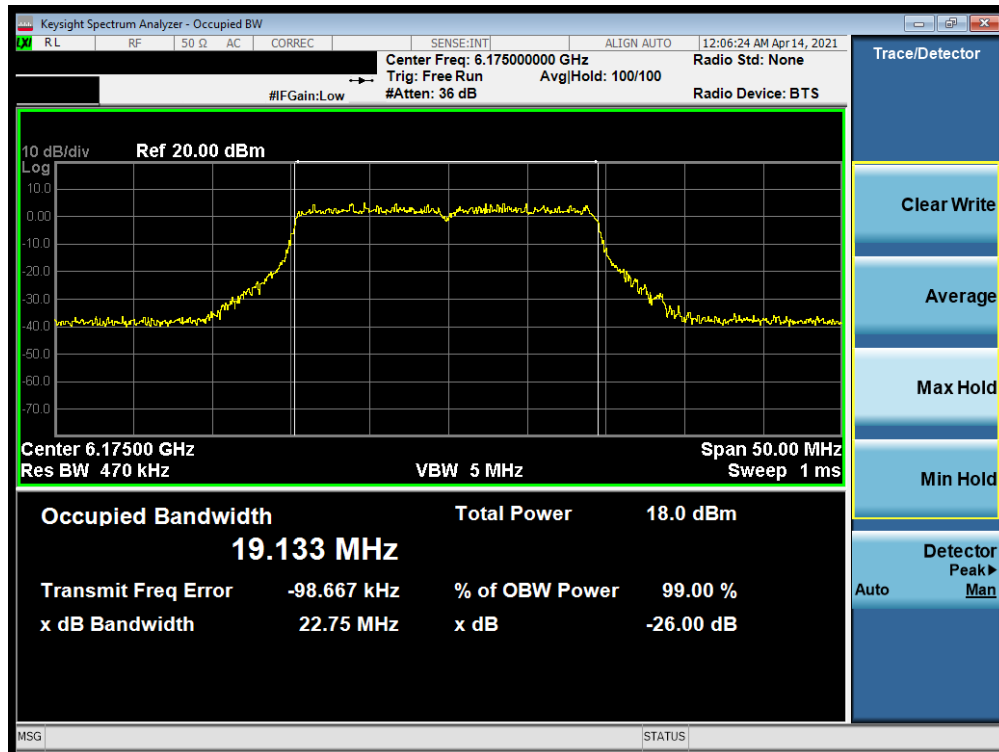
Plot 7-33. 26dB Bandwidth Plot MIMO ANT1 (80MHz BW 802.11ax (26 Tones) (UNII Band 8) – Ch. 215)

FCC ID: A3LSMF926B	PCTEST Proud to be part of element	MEASUREMENT REPORT (CERTIFICATION)	SAMSUNG	Approved by: Quality Manager
Test Report S/N: 1M2104190044-18-R2.A3L	Test Dates: 03/26 – 06/04/2021	EUT Type: Portable Handset		Page 33 of 281

MIMO Antenna-1 26dB Bandwidth Measurements (Full Tones)

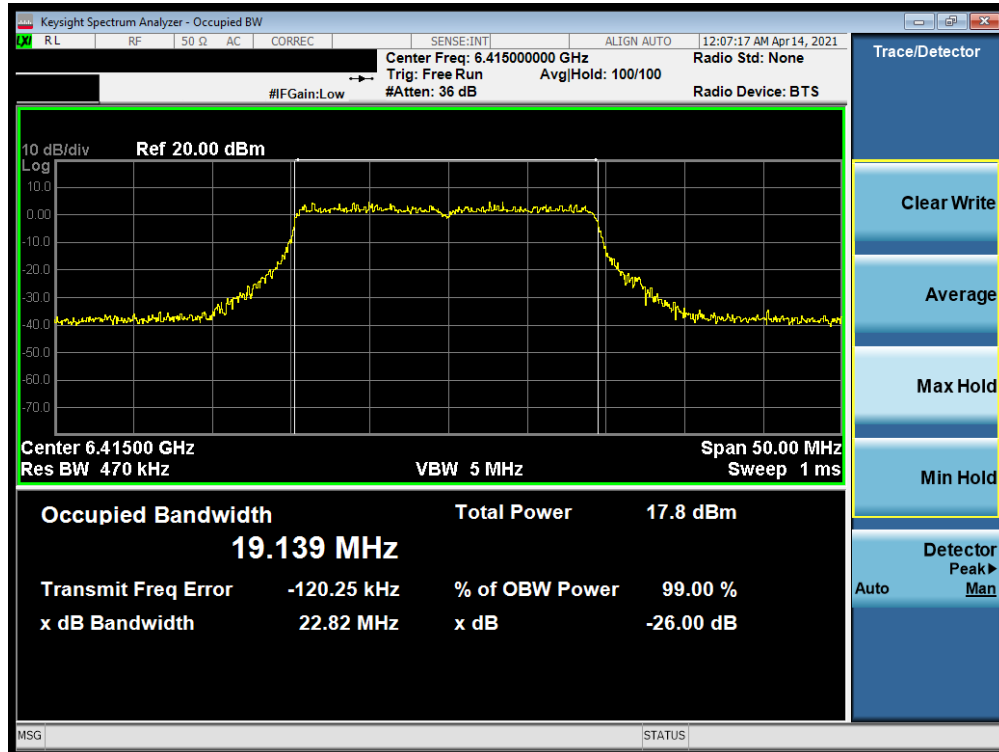


Plot 7-34. 26dB Bandwidth Plot MIMO ANT1 (20MHz BW 802.11ax (Full Tones) UNII Band 5) – Ch. 2)

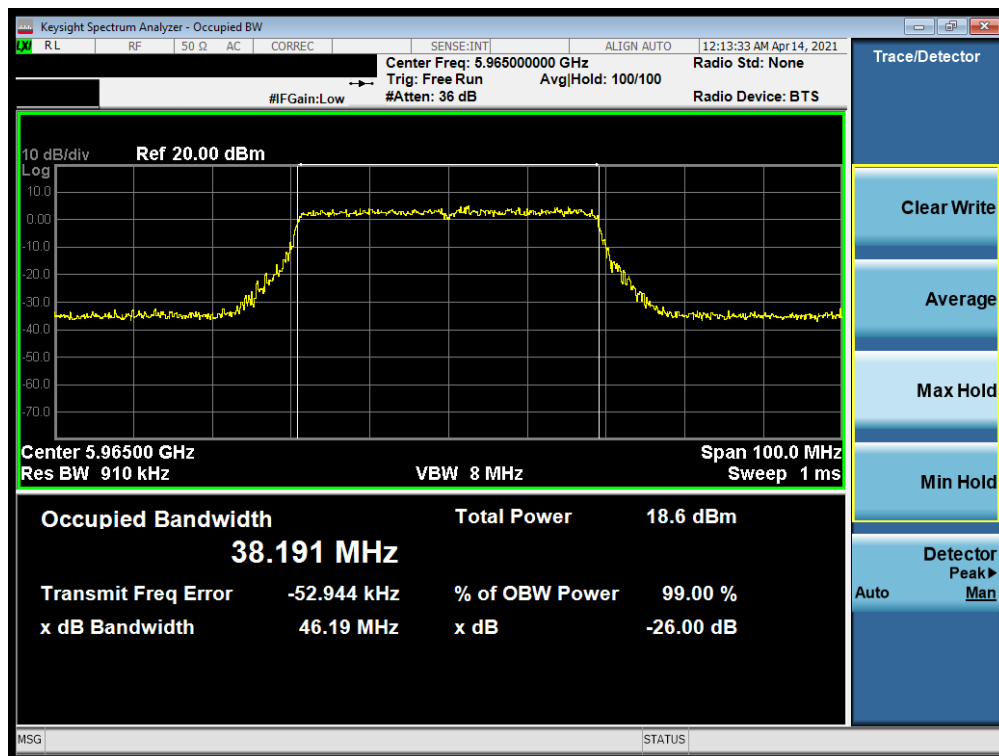


Plot 7-35. 26dB Bandwidth Plot MIMO ANT1 (20MHz BW 802.11ax (Full Tones) (UNII Band 5) – Ch. 45)

FCC ID: A3LSMF926B	PCTEST Proud to be part of element	MEASUREMENT REPORT (CERTIFICATION)	SAMSUNG	Approved by: Quality Manager
Test Report S/N: 1M2104190044-18-R2.A3L	Test Dates: 03/26 – 06/04/2021	EUT Type: Portable Handset		Page 34 of 281

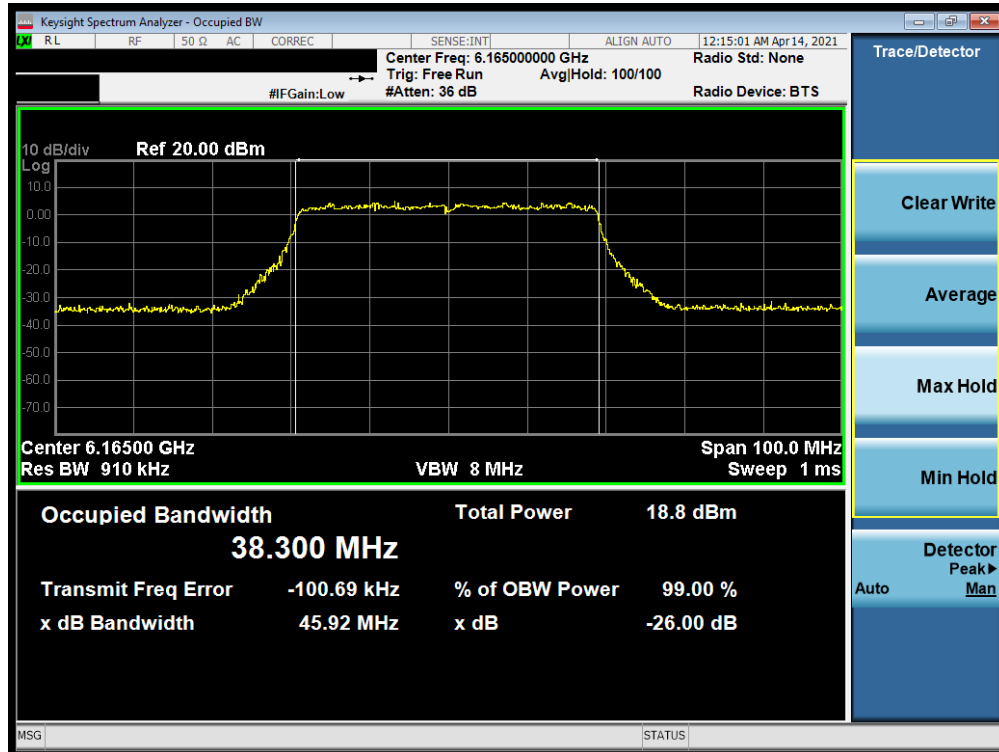


Plot 7-36. 26dB Bandwidth Plot MIMO ANT1 (20MHz BW 802.11ax (Full Tones) UNII Band 5) – Ch. 93)

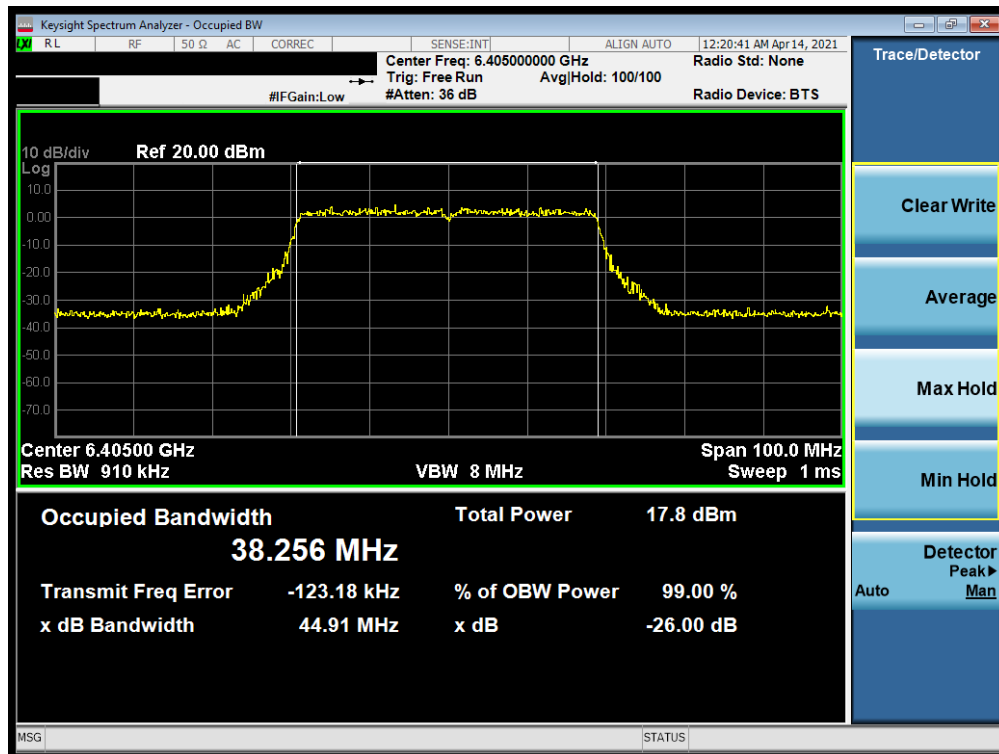


Plot 7-37. 26dB Bandwidth Plot MIMO ANT1 (40MHz BW 802.11ax (Full Tones) (UNII Band 5) – Ch. 3)

FCC ID: A3LSMF926B		MEASUREMENT REPORT (CERTIFICATION)		Approved by: Quality Manager
Test Report S/N: 1M2104190044-18-R2.A3L	Test Dates: 03/26 – 06/04/2021	EUT Type: Portable Handset		Page 35 of 281

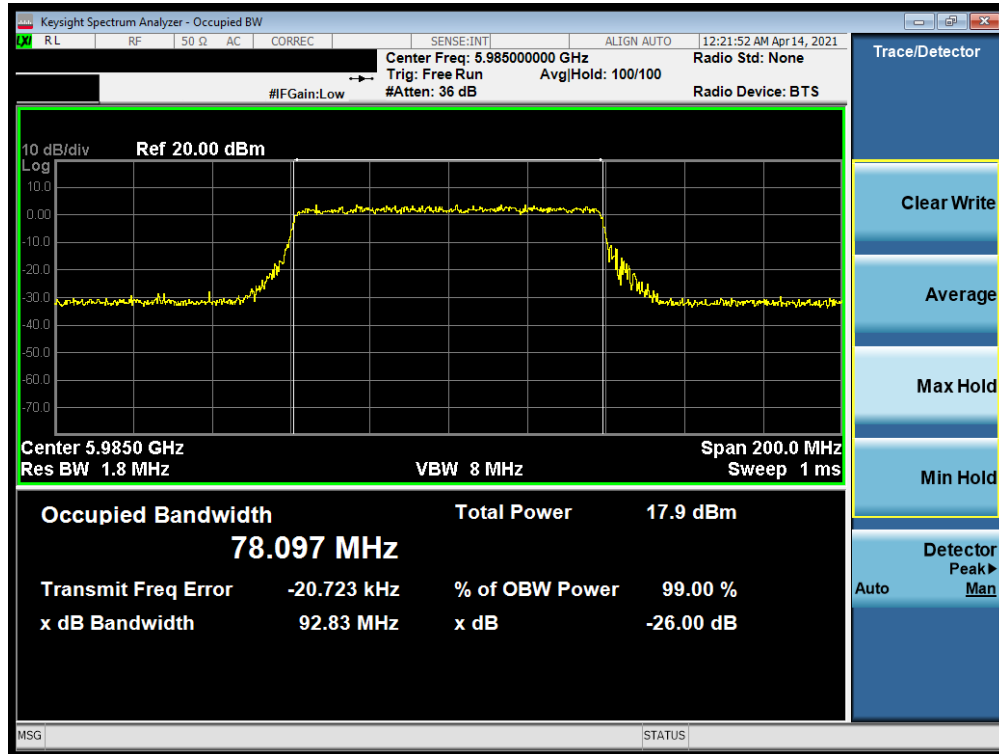


Plot 7-38. 26dB Bandwidth Plot MIMO ANT1 (40MHz BW 802.11ax (Full Tones) (UNII Band 5) – Ch. 43)

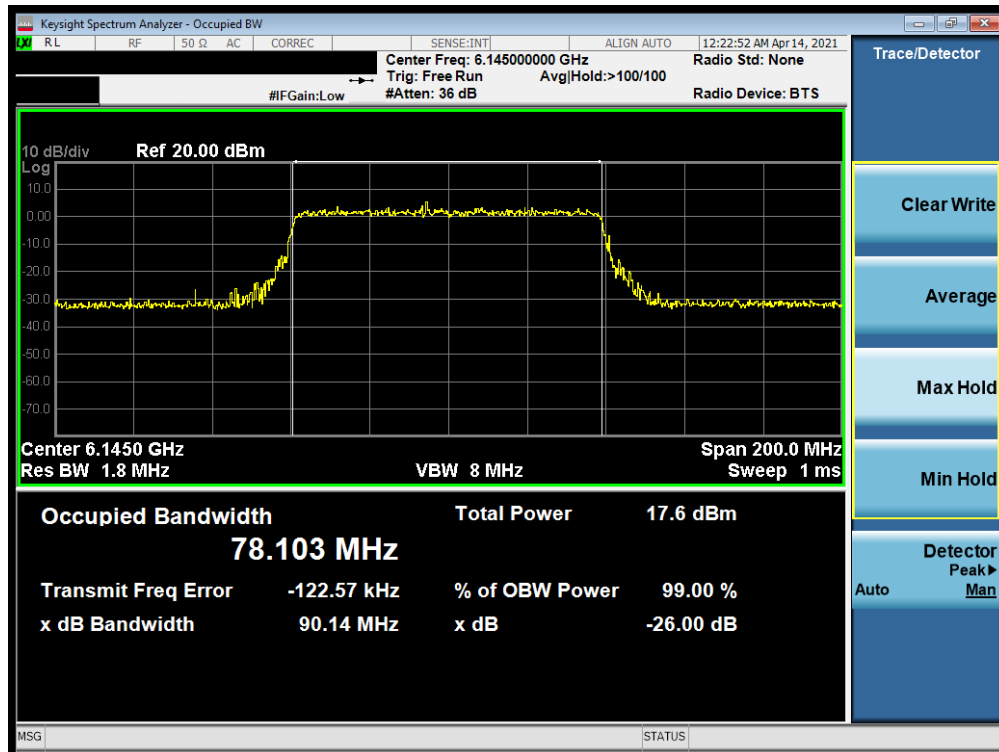


Plot 7-39. 26dB Bandwidth Plot MIMO ANT1 (40MHz BW 802.11ax (Full Tones) (UNII Band 5) – Ch. 91)

FCC ID: A3LSMF926B		MEASUREMENT REPORT (CERTIFICATION)		Approved by: Quality Manager
Test Report S/N: 1M2104190044-18-R2.A3L	Test Dates: 03/26 – 06/04/2021	EUT Type: Portable Handset		Page 36 of 281

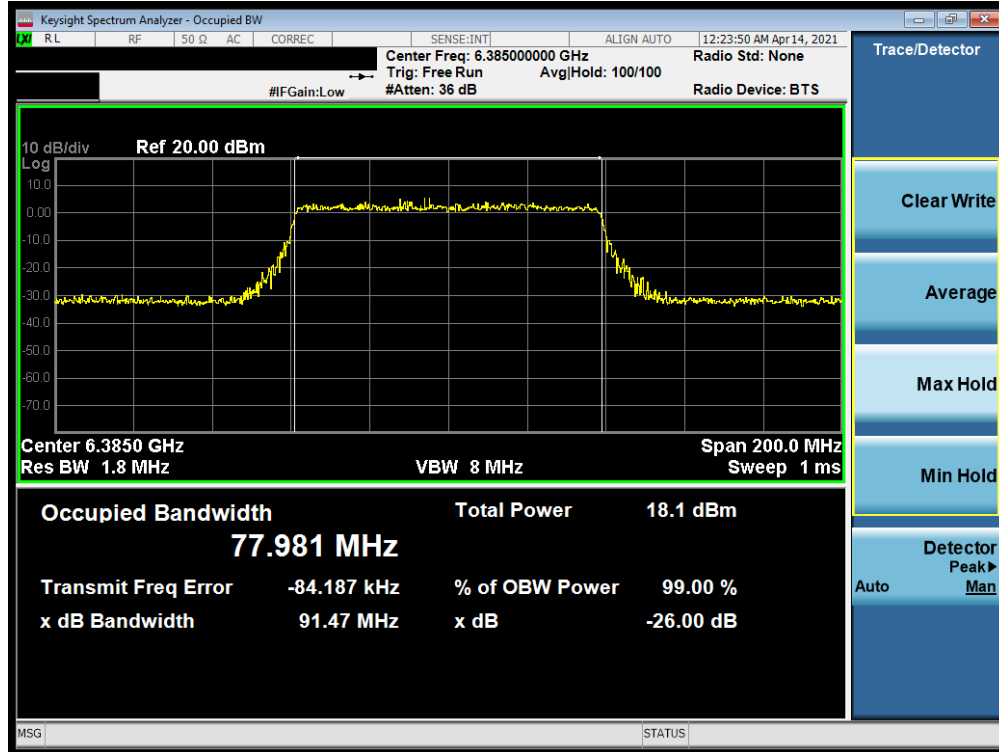


Plot 7-40. 26dB Bandwidth Plot MIMO ANT1 (80MHz BW 802.11ax (Full Tones) (UNII Band 5) – Ch. 7)

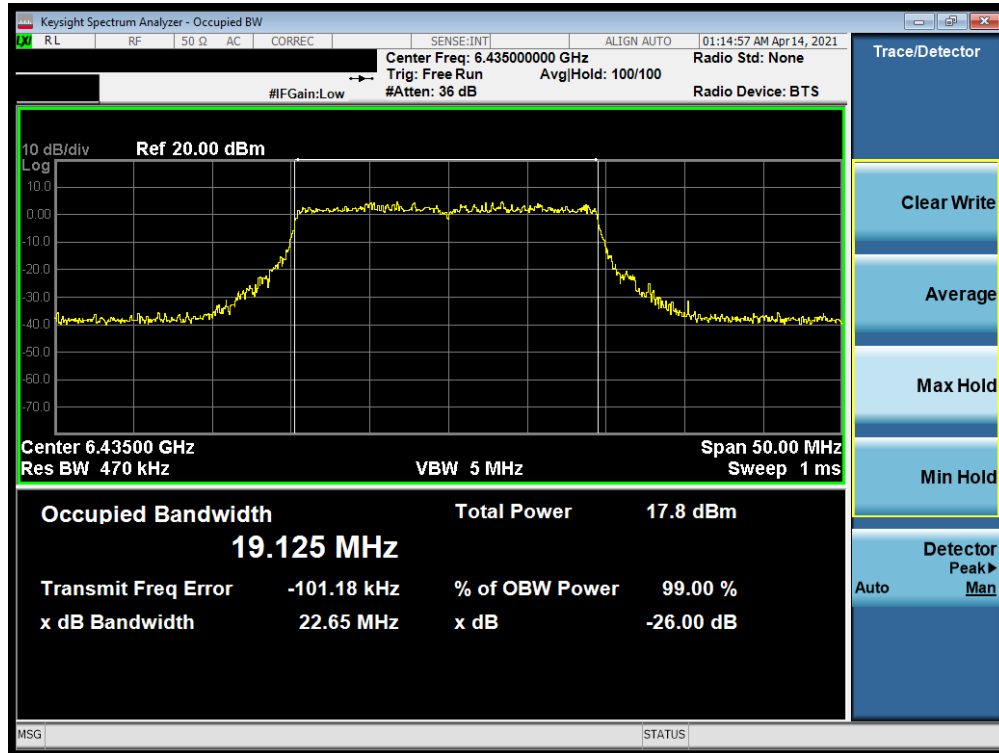


Plot 7-41. 26dB Bandwidth Plot MIMO ANT1 (80MHz BW 802.11ax (Full Tones) (UNII Band 5) – Ch. 39)

FCC ID: A3LSMF926B	PCTEST Proud to be part of element	MEASUREMENT REPORT (CERTIFICATION)	SAMSUNG	Approved by: Quality Manager
Test Report S/N: 1M2104190044-18-R2.A3L	Test Dates: 03/26 – 06/04/2021	EUT Type: Portable Handset		Page 37 of 281

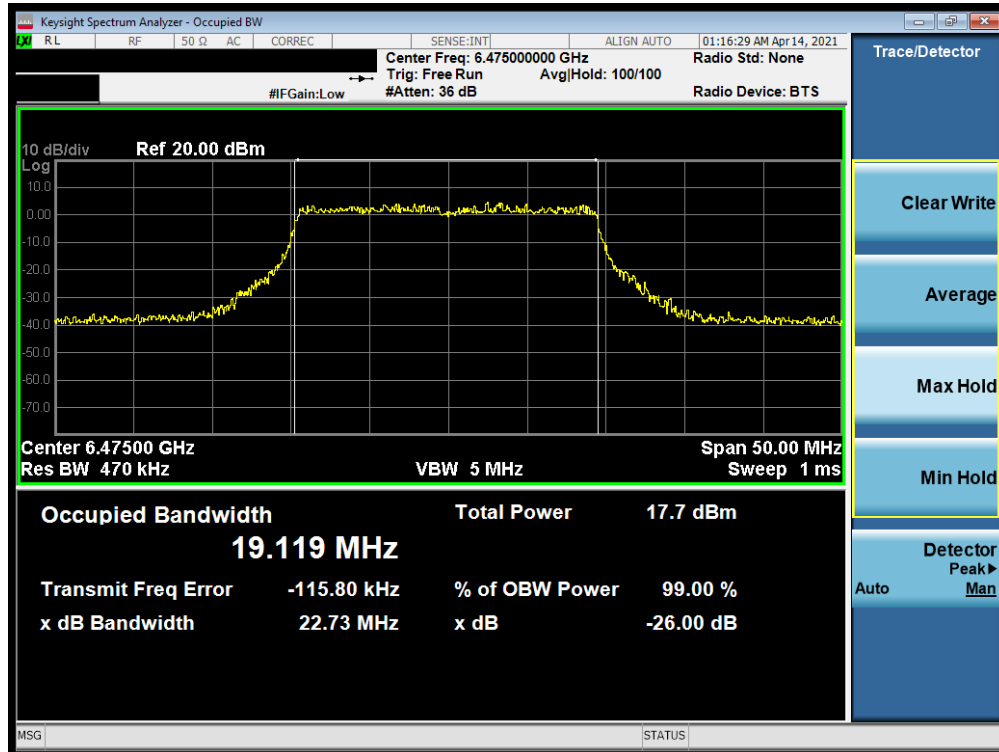


Plot 7-42. 26dB Bandwidth Plot MIMO ANT1 (80MHz BW 802.11ax (Full Tones) (UNII Band 5) – Ch. 87)

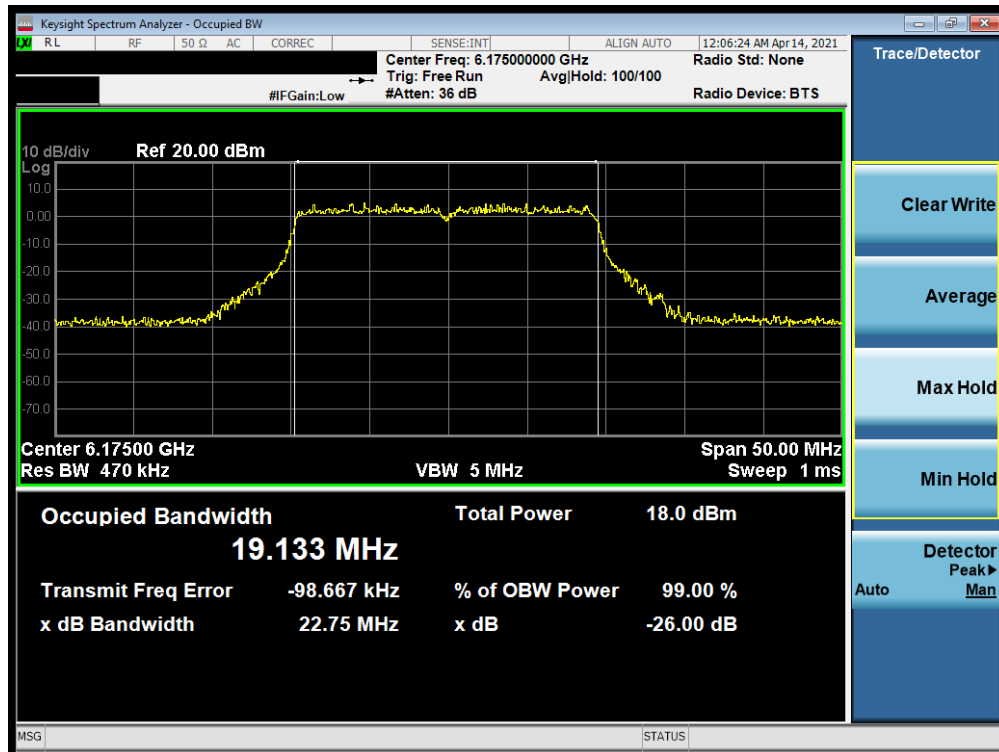


Plot 7-43. 26dB Bandwidth Plot MIMO ANT1 (20MHz BW 802.11ax (Full Tones) (UNII Band 6) – Ch. 97)

FCC ID: A3LSMF926B		MEASUREMENT REPORT (CERTIFICATION)		Approved by: Quality Manager
Test Report S/N: 1M2104190044-18-R2.A3L	Test Dates: 03/26 – 06/04/2021	EUT Type: Portable Handset		Page 38 of 281

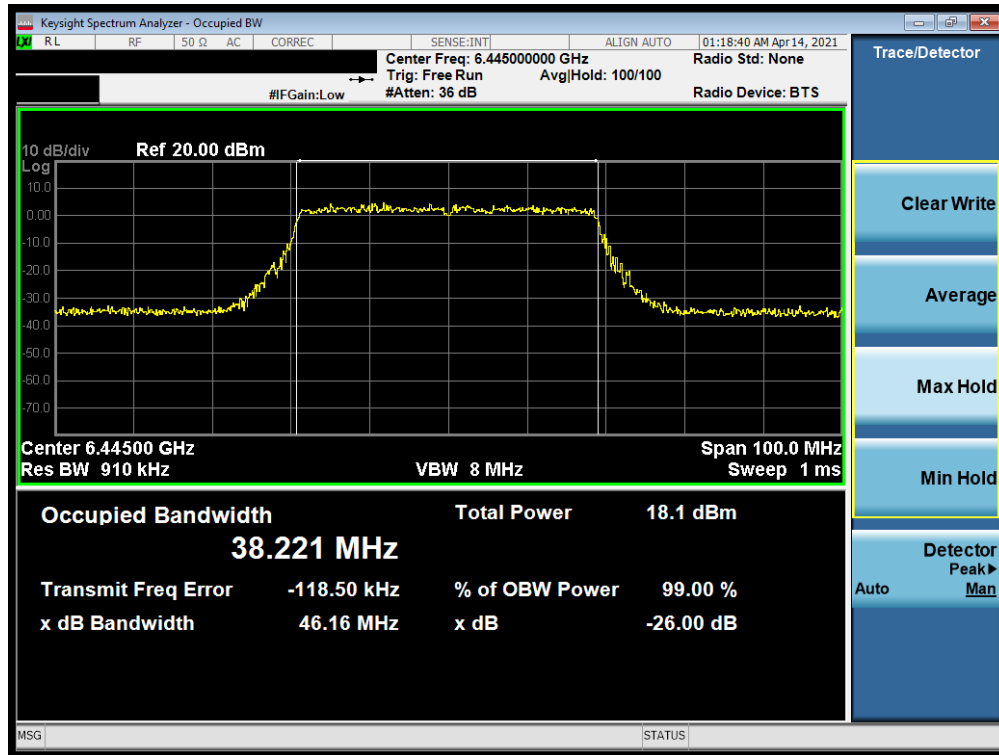


Plot 7-44. 26dB Bandwidth Plot MIMO ANT1 (20MHz BW 802.11ax (Full Tones) (UNII Band 6) – Ch. 105)

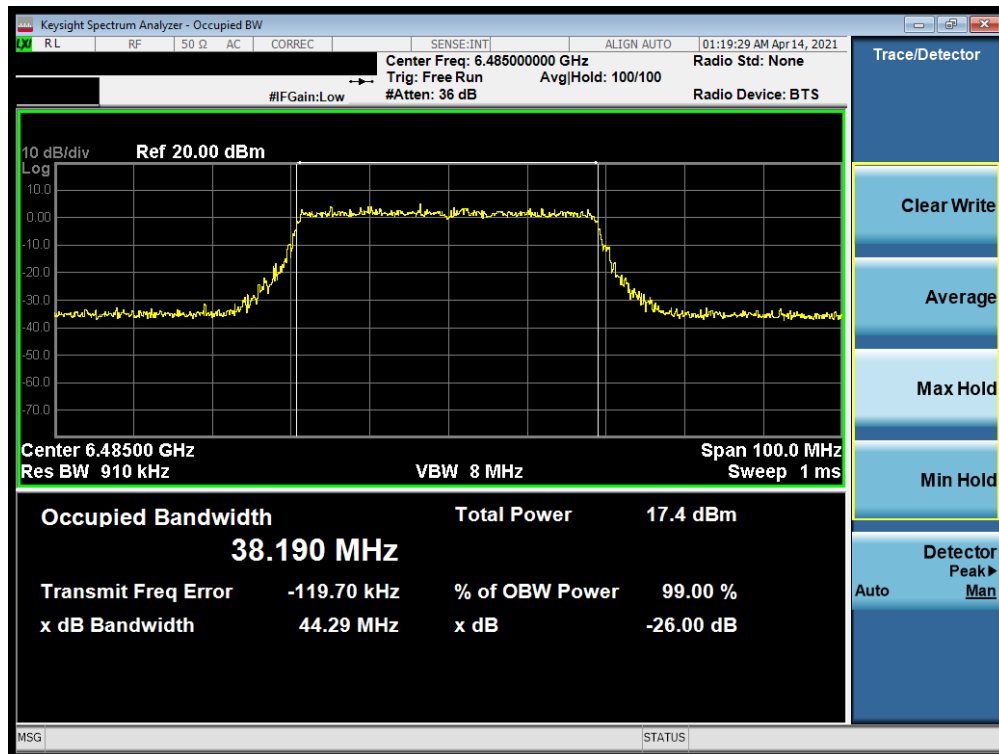


Plot 7-45. 26dB Bandwidth Plot MIMO ANT1 (20MHz BW 802.11ax (Full Tones) (UNII Band 6) – Ch. 113)

FCC ID: A3LSMF926B	PCTEST Proud to be part of element	MEASUREMENT REPORT (CERTIFICATION)	SAMSUNG	Approved by: Quality Manager
Test Report S/N: 1M2104190044-18-R2.A3L	Test Dates: 03/26 – 06/04/2021	EUT Type: Portable Handset		Page 39 of 281

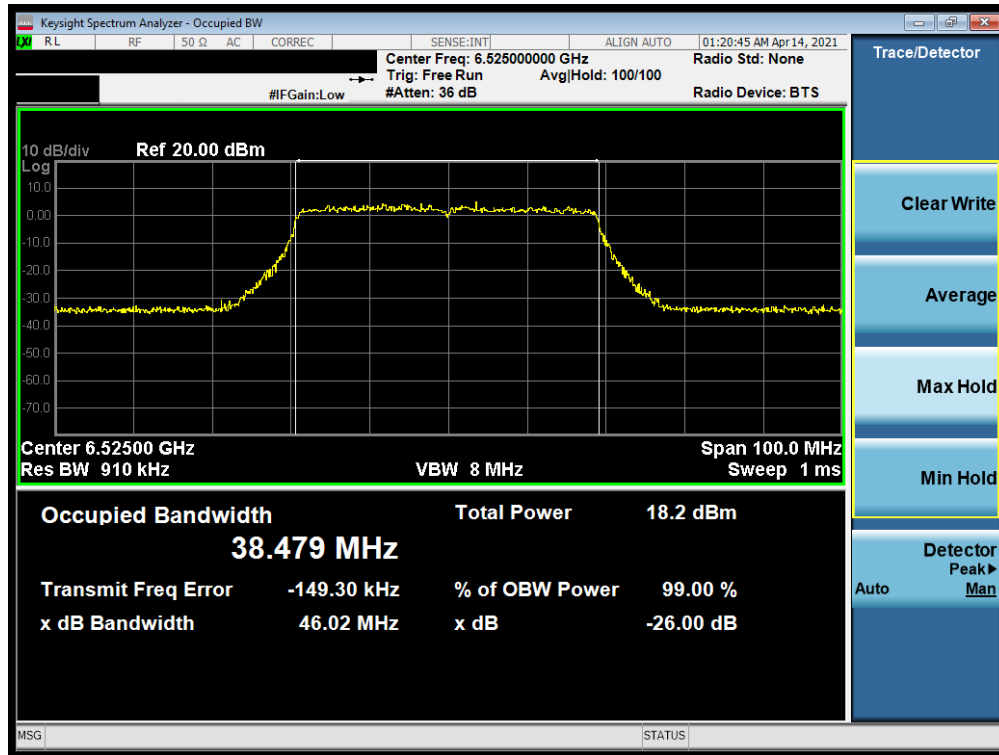


Plot 7-46. 26dB Bandwidth Plot MIMO ANT1 (40MHz BW 802.11ax (Full Tones) (UNII Band 6) – Ch. 99)

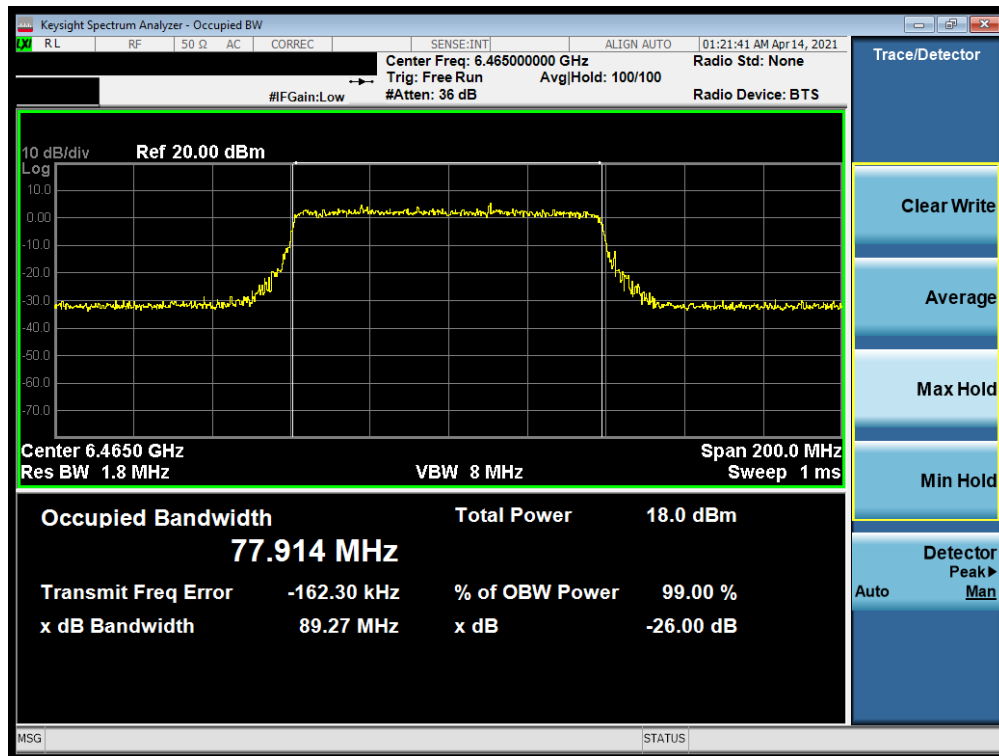


Plot 7-47. 26dB Bandwidth Plot MIMO ANT1 (40MHz BW 802.11ax (Full Tones) (UNII Band 6) – Ch. 107)

FCC ID: A3LSMF926B	PCTEST Proud to be part of element	MEASUREMENT REPORT (CERTIFICATION)	SAMSUNG	Approved by: Quality Manager
Test Report S/N: 1M2104190044-18-R2.A3L	Test Dates: 03/26 – 06/04/2021	EUT Type: Portable Handset		Page 40 of 281

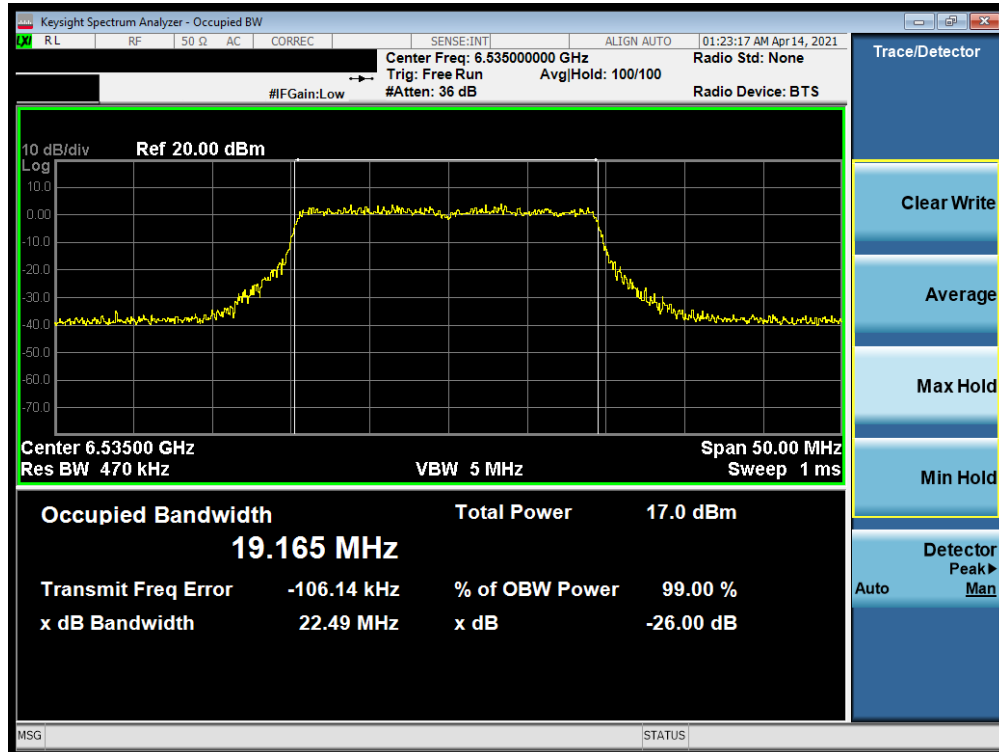


Plot 7-48. 26dB Bandwidth Plot MIMO ANT1 (40MHz BW 802.11ax (Full Tones) (UNII Band 6) – Ch. 115)

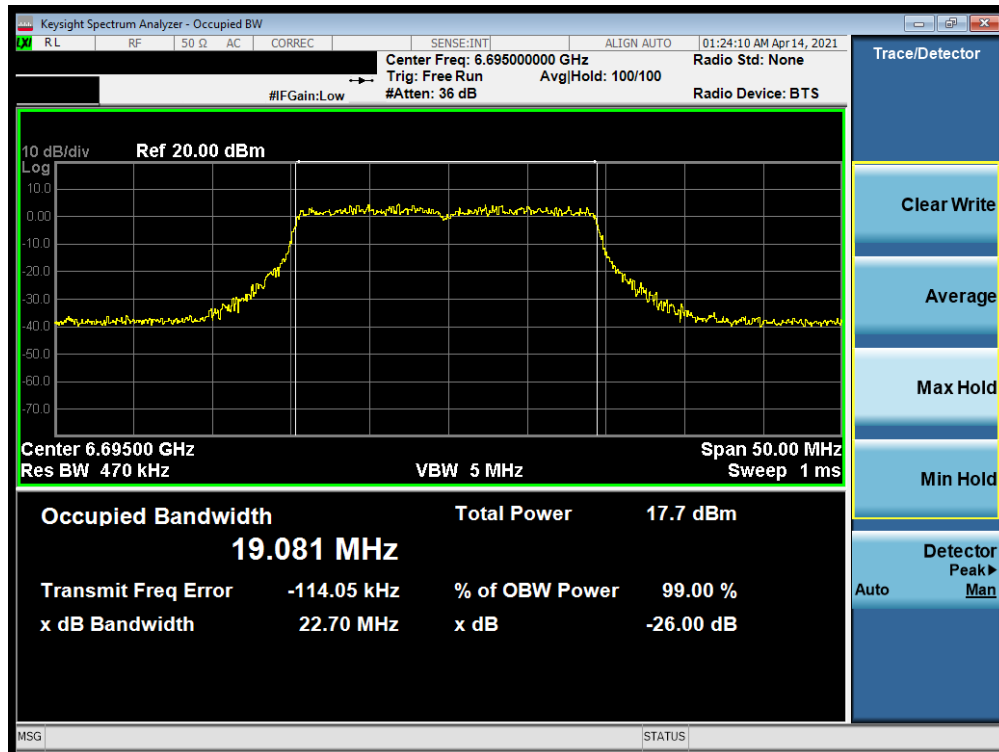


Plot 7-49. 26dB Bandwidth Plot MIMO ANT1 (80MHz BW 802.11ax (Full Tones) (UNII Band 6) – Ch. 103)

FCC ID: A3LSMF926B	PCTEST Proud to be part of element	MEASUREMENT REPORT (CERTIFICATION)	SAMSUNG	Approved by: Quality Manager
Test Report S/N: 1M2104190044-18-R2.A3L	Test Dates: 03/26 – 06/04/2021	EUT Type: Portable Handset		Page 41 of 281

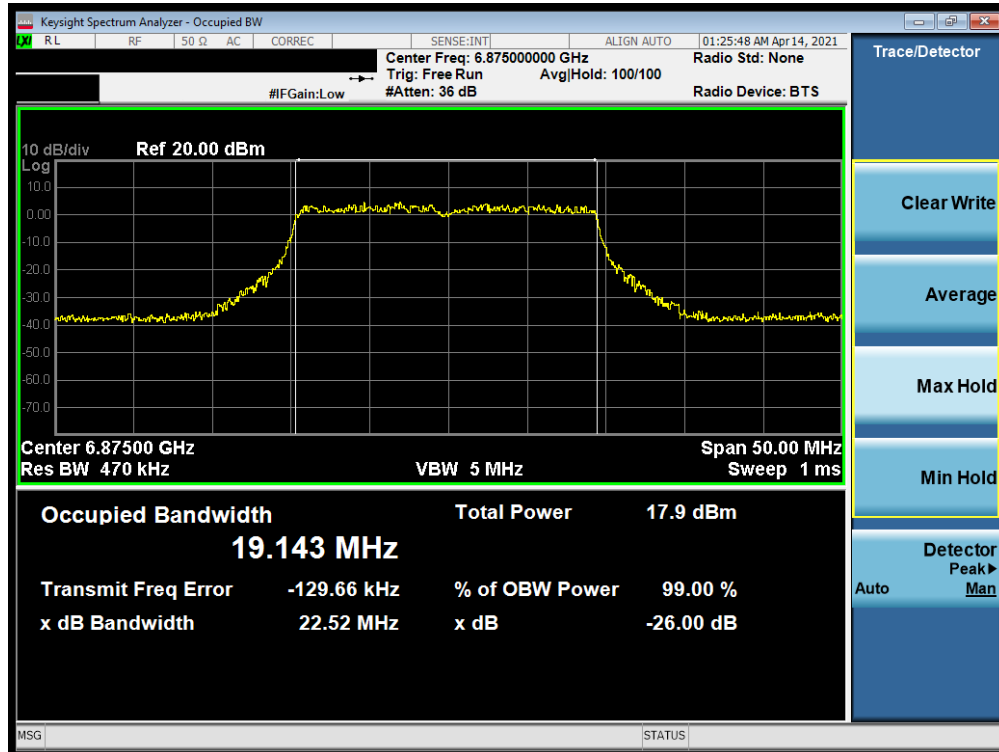


Plot 7-50. 26dB Bandwidth Plot MIMO ANT1 (20MHz BW 802.11ax (Full Tones) (UNII Band 7) – Ch. 117)

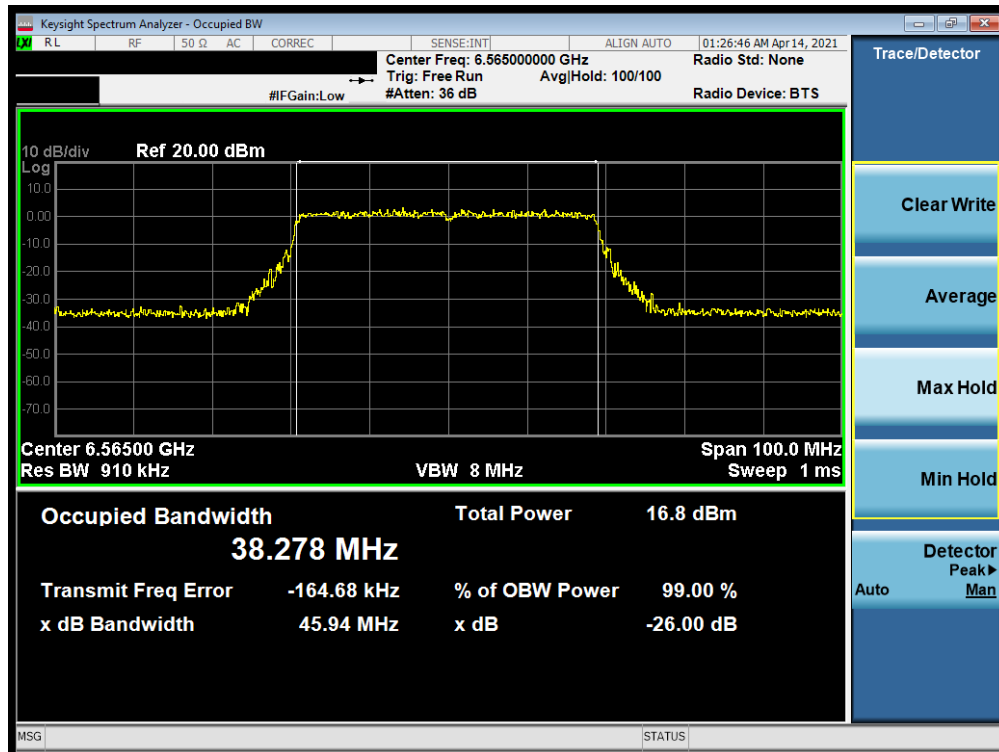


Plot 7-51. 26dB Bandwidth Plot MIMO ANT1 (20MHz BW 802.11ax (Full Tones) (UNII Band 7) – Ch. 149)

FCC ID: A3LSMF926B	PCTEST Proud to be part of element	MEASUREMENT REPORT (CERTIFICATION)	SAMSUNG	Approved by: Quality Manager
Test Report S/N: 1M2104190044-18-R2.A3L	Test Dates: 03/26 – 06/04/2021	EUT Type: Portable Handset		Page 42 of 281

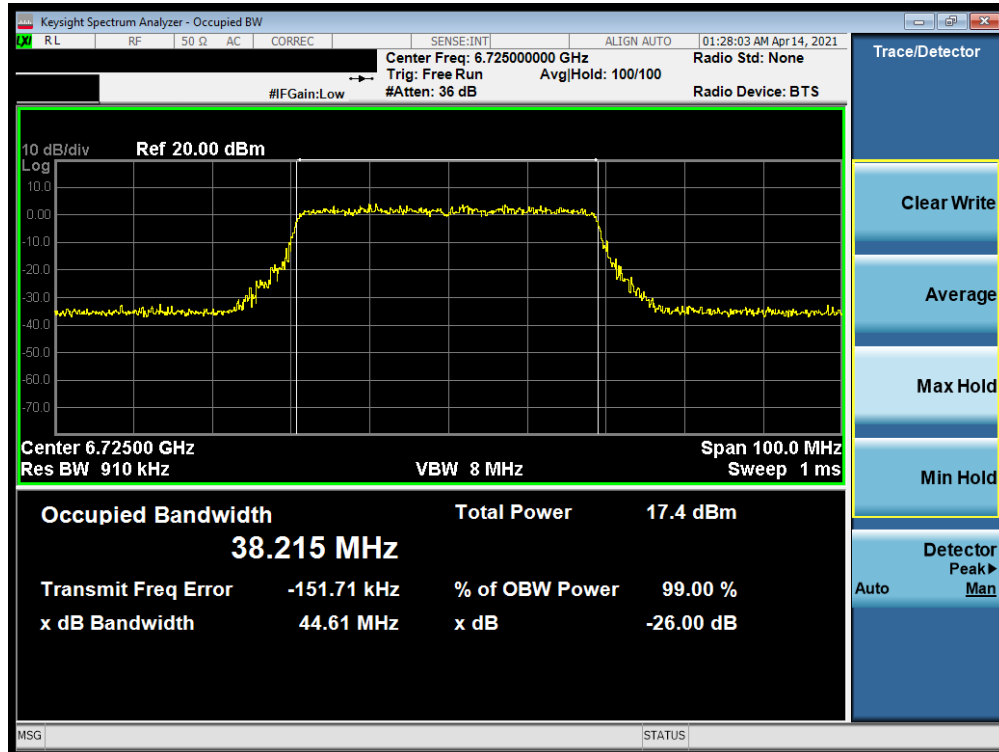


Plot 7-52. 26dB Bandwidth Plot MIMO ANT1 (20MHz BW 802.11ax (Full Tones) (UNII Band 7) – Ch. 185)

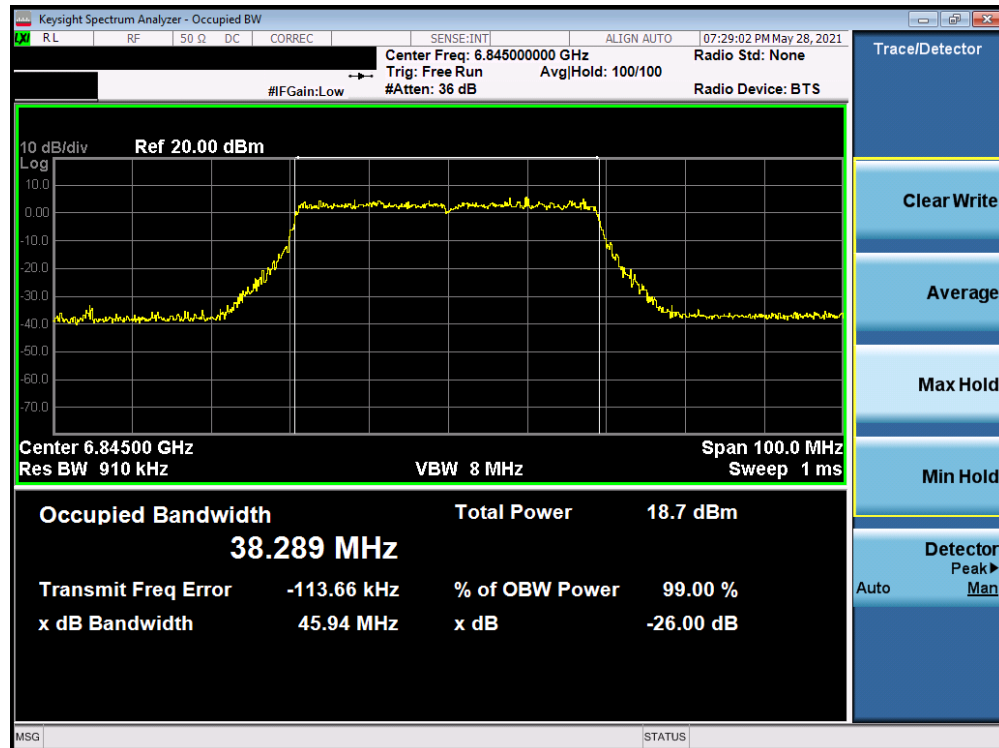


Plot 7-53. 26dB Bandwidth Plot MIMO ANT1 (40MHz BW 802.11ax (Full Tones) (UNII Band 7) – Ch. 123)

FCC ID: A3LSMF926B	PCTEST Proud to be part of element	MEASUREMENT REPORT (CERTIFICATION)	SAMSUNG	Approved by: Quality Manager
Test Report S/N: 1M2104190044-18-R2.A3L	Test Dates: 03/26 – 06/04/2021	EUT Type: Portable Handset		Page 43 of 281

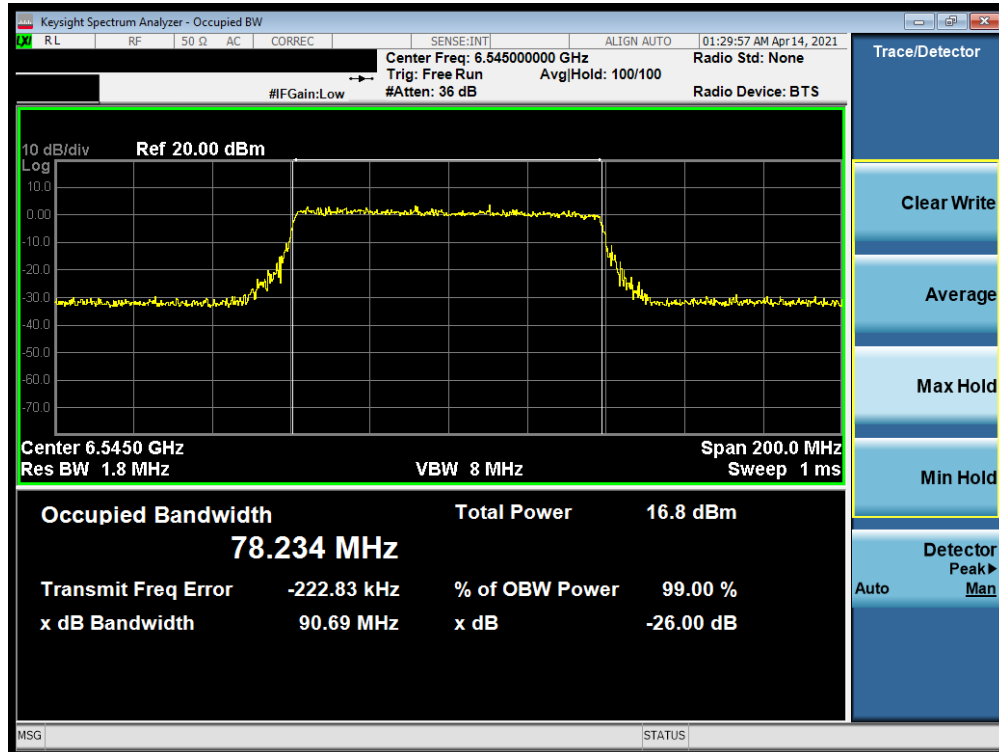


Plot 7-54. 26dB Bandwidth Plot MIMO ANT1 (40MHz BW 802.11ax (Full Tones) (UNII Band 7) – Ch. 155)

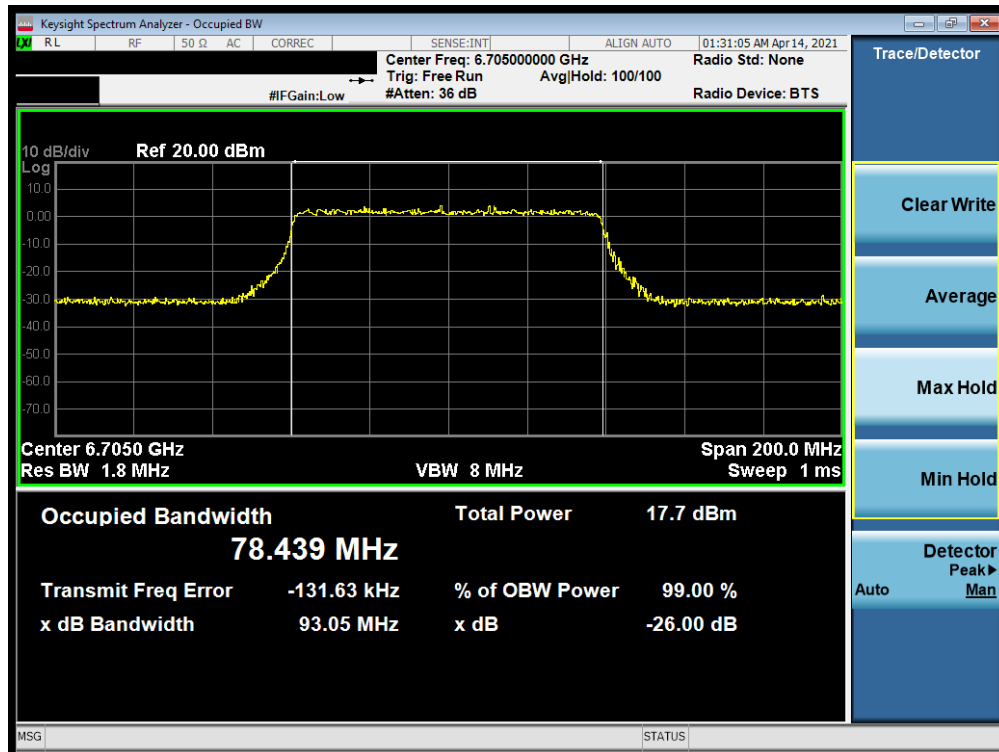


Plot 7-55. 26dB Bandwidth Plot MIMO ANT1 (40MHz BW 802.11ax (Full Tones) (UNII Band 7) – Ch. 179)

FCC ID: A3LSMF926B	PCTEST Proud to be part of element	MEASUREMENT REPORT (CERTIFICATION)	SAMSUNG	Approved by: Quality Manager
Test Report S/N: 1M2104190044-18-R2.A3L	Test Dates: 03/26 – 06/04/2021	EUT Type: Portable Handset		Page 44 of 281

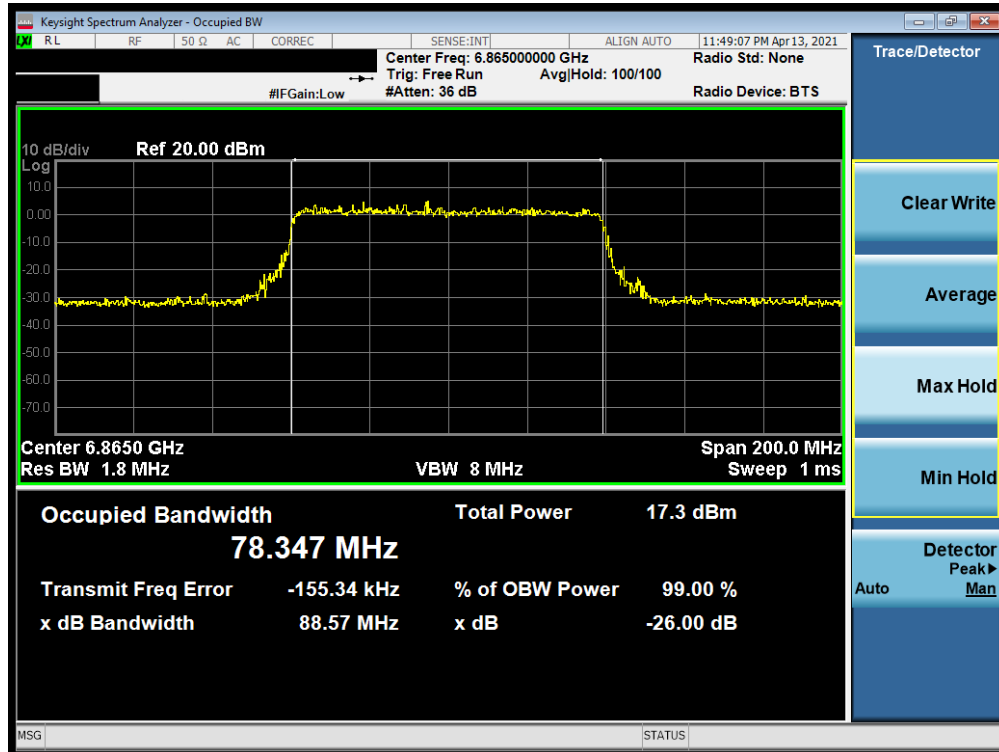


Plot 7-56. 26dB Bandwidth Plot MIMO ANT1 (80MHz BW 802.11ax (Full Tones) (UNII Band 7) – Ch. 119)

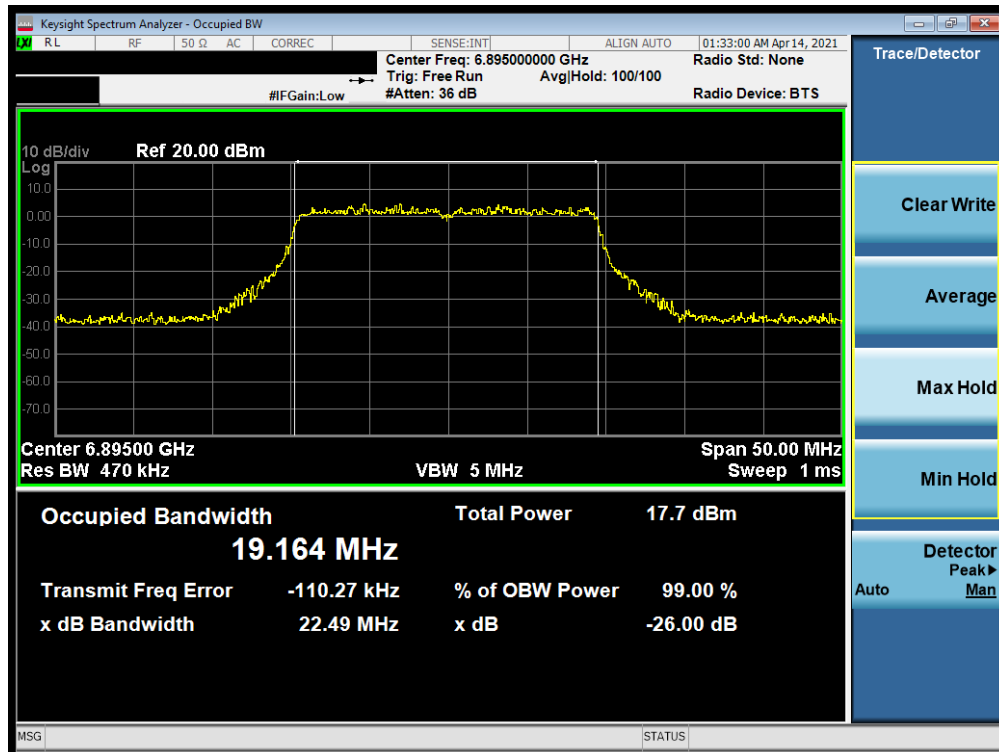


Plot 7-57. 26dB Bandwidth Plot MIMO ANT1 (80MHz BW 802.11ax (Full Tones) (UNII Band 7) – Ch. 151)

FCC ID: A3LSMF926B	PCTEST Proud to be part of element	MEASUREMENT REPORT (CERTIFICATION)	SAMSUNG	Approved by: Quality Manager
Test Report S/N: 1M2104190044-18-R2.A3L	Test Dates: 03/26 – 06/04/2021	EUT Type: Portable Handset		Page 45 of 281

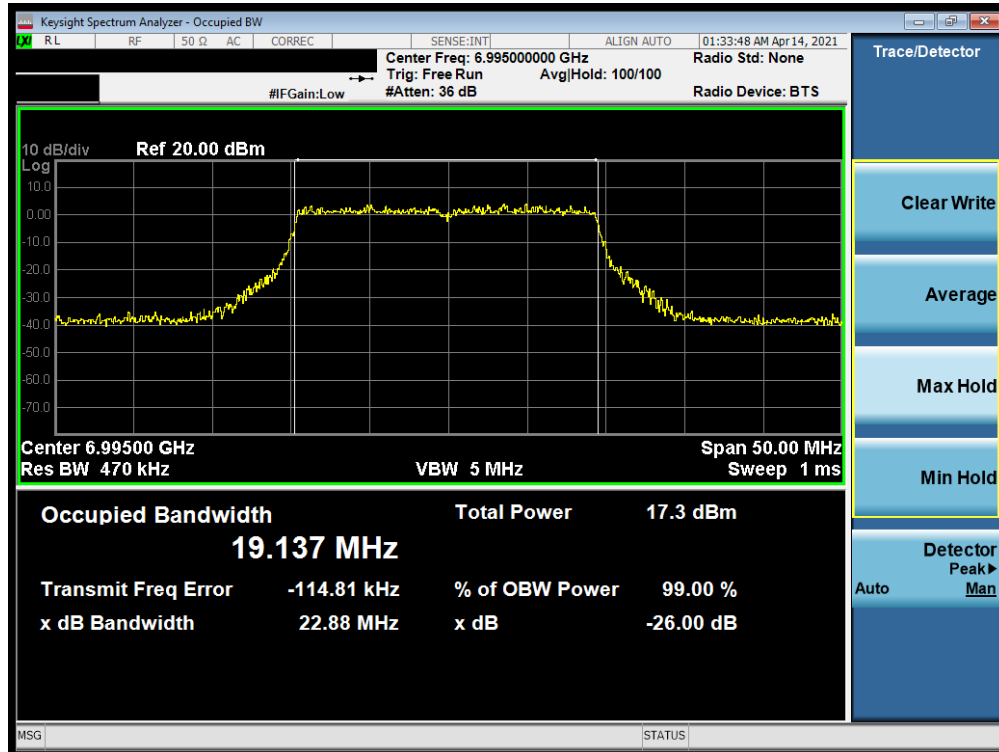


Plot 7-58. 26dB Bandwidth Plot MIMO ANT1 (80MHz BW 802.11ax (Full Tones) (UNII Band 7) – Ch. 183)

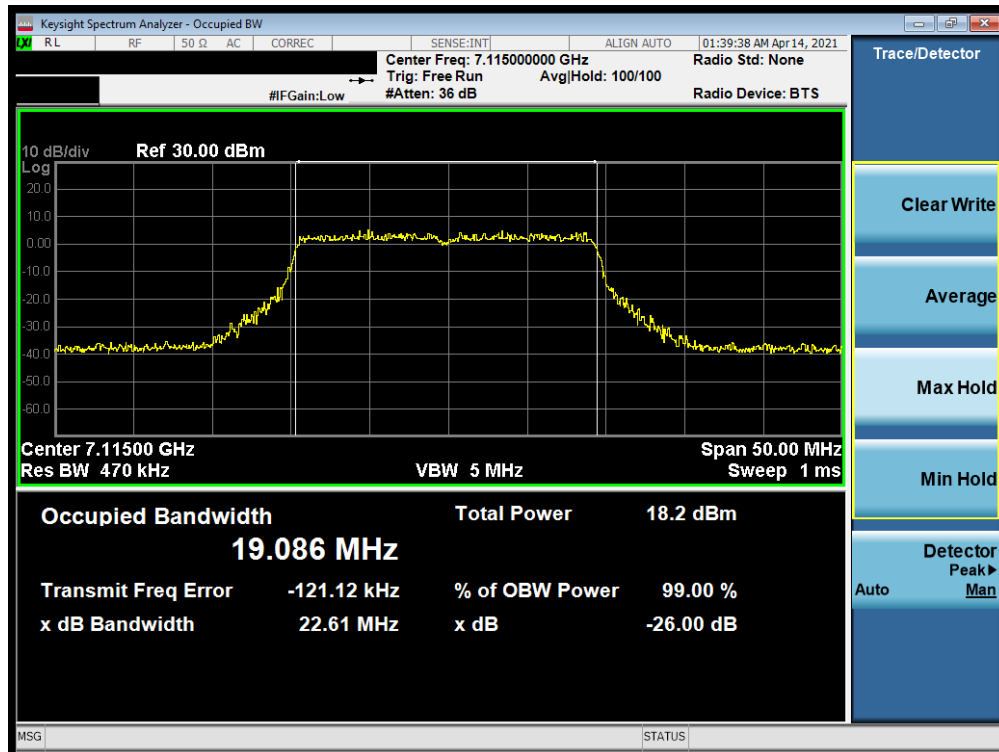


Plot 7-59. 26dB Bandwidth Plot MIMO ANT1 (20MHz BW 802.11ax (Full Tones) (UNII Band 8) – Ch. 189)

FCC ID: A3LSMF926B	PCTEST Proud to be part of element	MEASUREMENT REPORT (CERTIFICATION)	SAMSUNG	Approved by: Quality Manager
Test Report S/N: 1M2104190044-18-R2.A3L	Test Dates: 03/26 – 06/04/2021	EUT Type: Portable Handset		Page 46 of 281

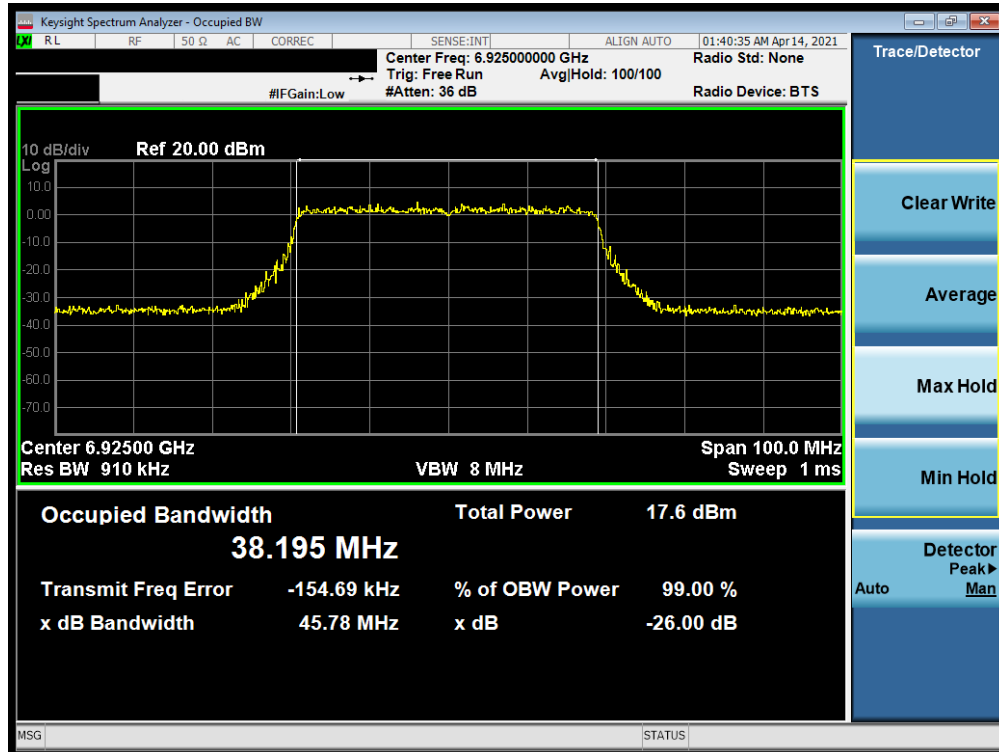


Plot 7-60. 26dB Bandwidth Plot MIMO ANT1 (20MHz BW 802.11ax (Full Tones) (UNII Band 8) – Ch. 209)

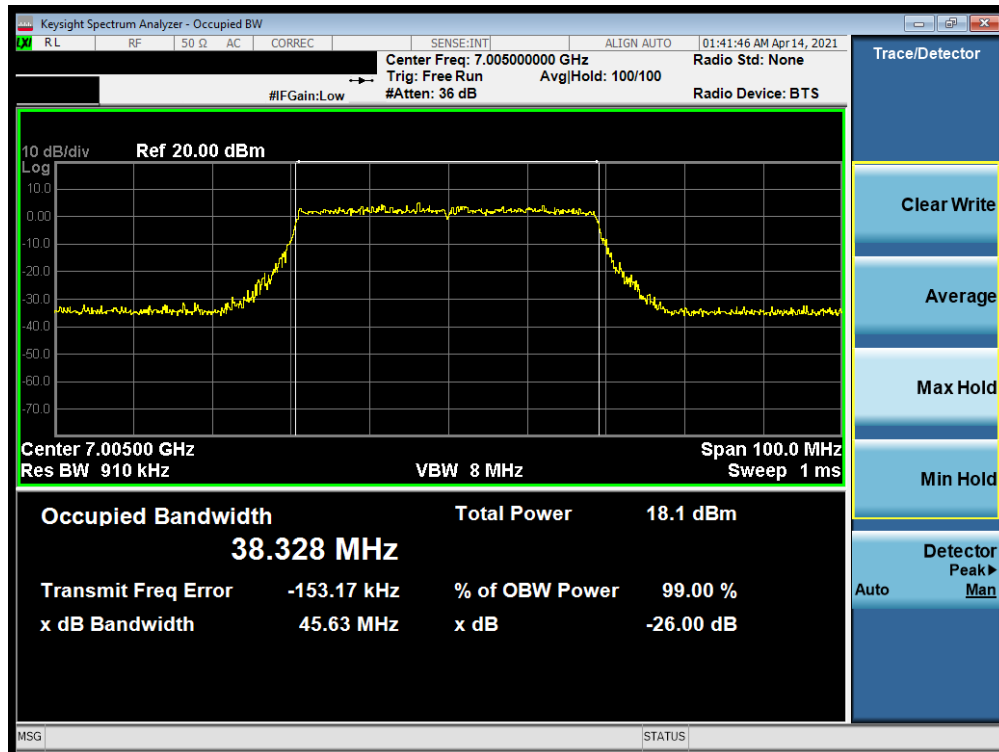


Plot 7-61. 26dB Bandwidth Plot MIMO ANT1 (20MHz BW 802.11ax (Full Tones) (UNII Band 8) – Ch. 233)

FCC ID: A3LSMF926B	 Proud to be part of 	MEASUREMENT REPORT (CERTIFICATION)		Approved by: Quality Manager
Test Report S/N: 1M2104190044-18-R2.A3L	Test Dates: 03/26 – 06/04/2021	EUT Type: Portable Handset		Page 47 of 281

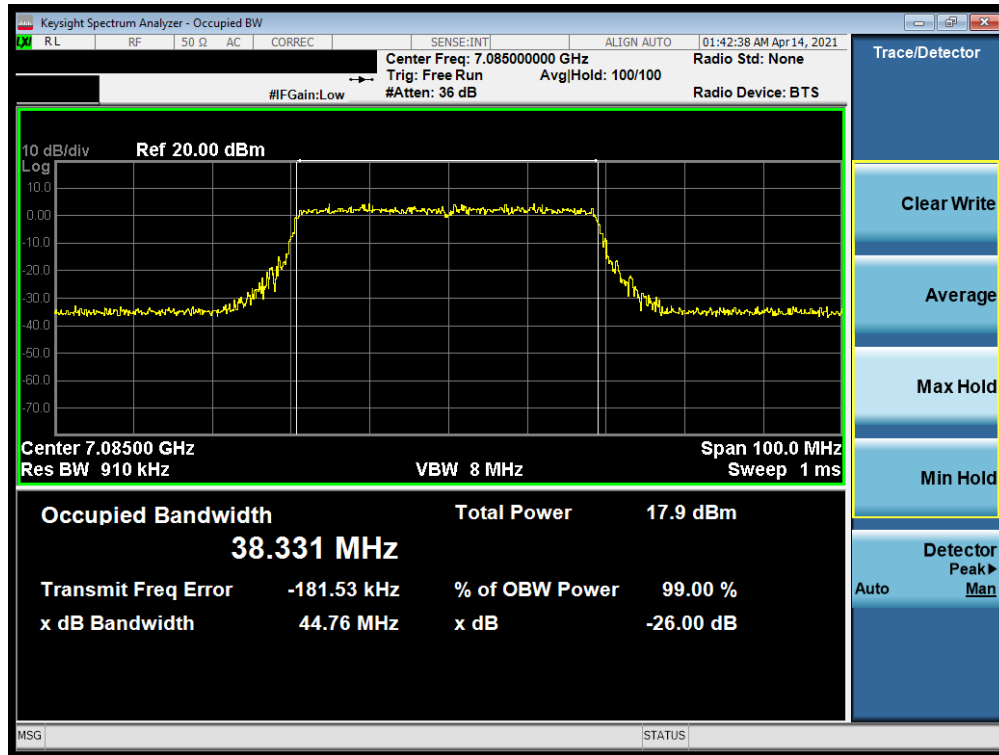


Plot 7-62. 26dB Bandwidth Plot MIMO ANT1 (40MHz BW 802.11ax (Full Tones) (UNII Band 8) – Ch. 187)

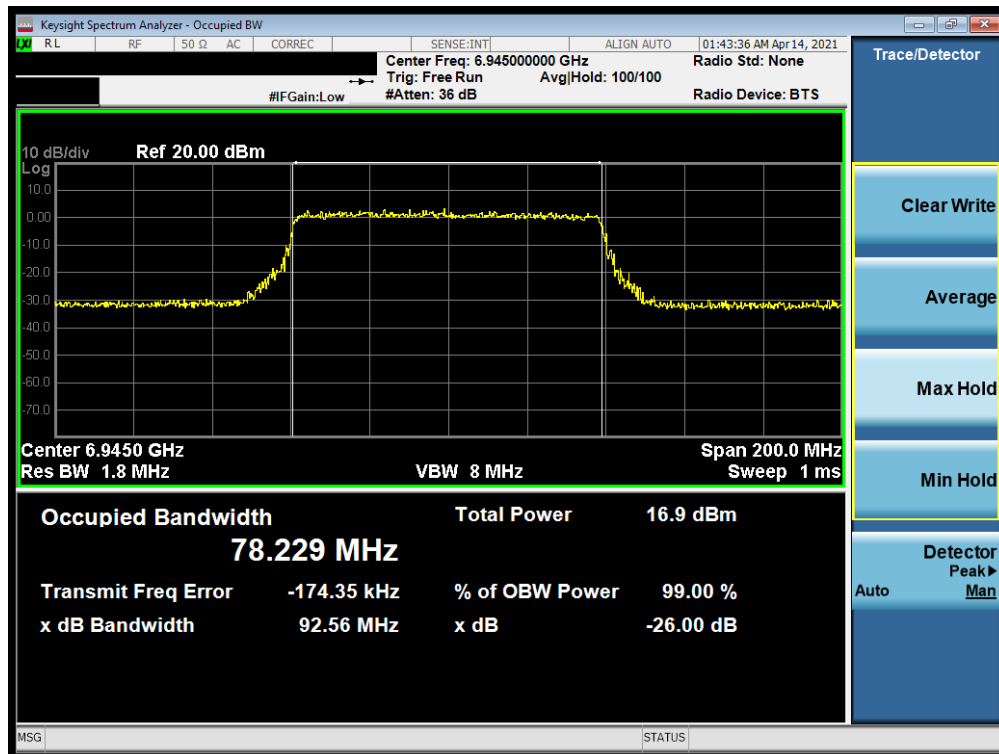


Plot 7-63. 26dB Bandwidth Plot MIMO ANT1 (40MHz BW 802.11ax (Full Tones) (UNII Band 8) – Ch. 211)

FCC ID: A3LSMF926B	PCTEST Proud to be part of element	MEASUREMENT REPORT (CERTIFICATION)	SAMSUNG	Approved by: Quality Manager
Test Report S/N: 1M2104190044-18-R2.A3L	Test Dates: 03/26 – 06/04/2021	EUT Type: Portable Handset		Page 48 of 281

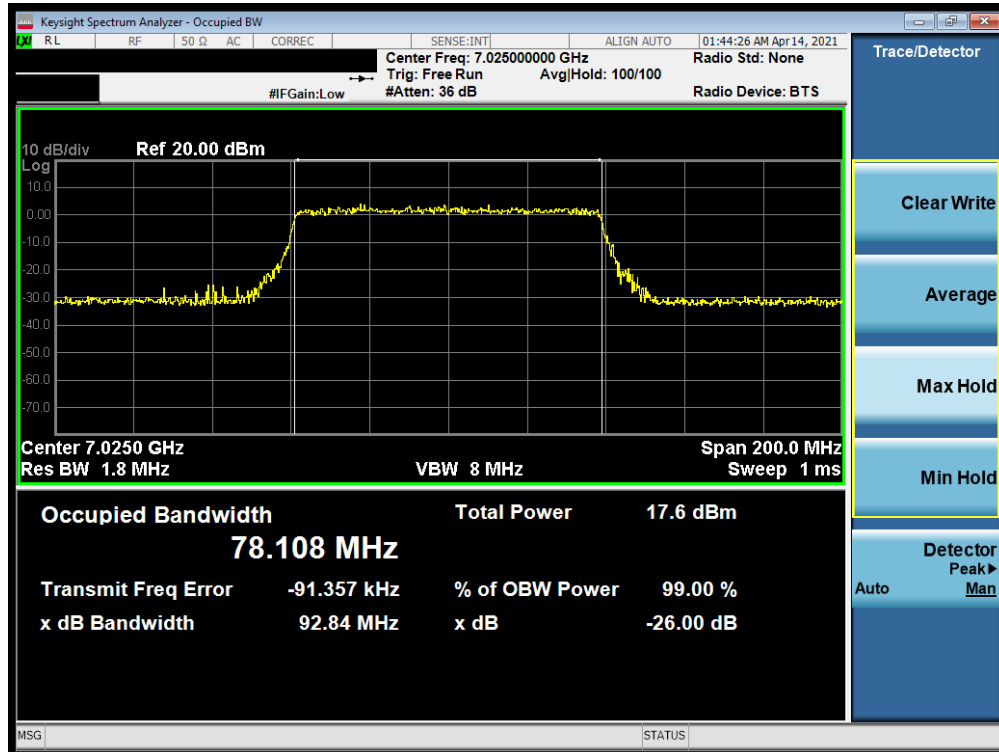


Plot 7-64. 26dB Bandwidth Plot MIMO ANT1 (40MHz BW 802.11ax (Full Tones) (UNII Band 8) – Ch. 227)



Plot 7-65. 26dB Bandwidth Plot MIMO ANT1 (80MHz BW 802.11ax (Full Tones) (UNII Band 8) – Ch. 199)

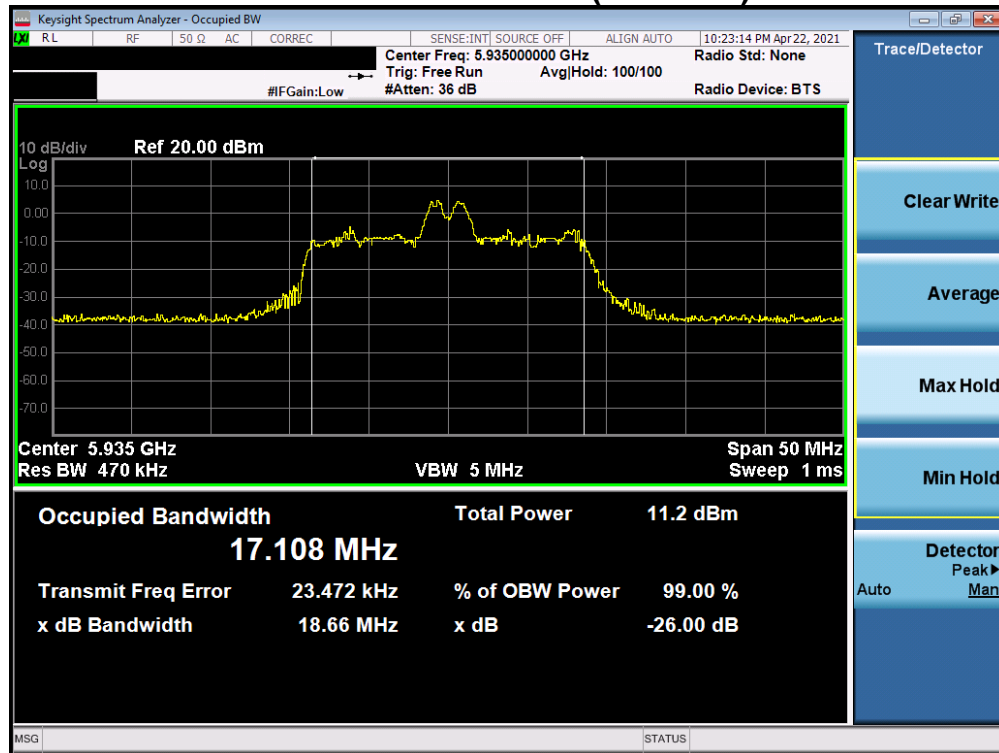
FCC ID: A3LSMF926B		MEASUREMENT REPORT (CERTIFICATION)		Approved by: Quality Manager
Test Report S/N: 1M2104190044-18-R2.A3L	Test Dates: 03/26 – 06/04/2021	EUT Type: Portable Handset		Page 49 of 281



Plot 7-66. 26dB Bandwidth Plot MIMO ANT1 (80MHz BW 802.11ax (Full Tones) (UNII Band 8) – Ch. 215)

FCC ID: A3LSMF926B	PCTEST Proud to be part of element	MEASUREMENT REPORT (CERTIFICATION)	SAMSUNG	Approved by: Quality Manager
Test Report S/N: 1M2104190044-18-R2.A3L	Test Dates: 03/26 – 06/04/2021	EUT Type: Portable Handset		Page 50 of 281

MIMO Antenna-2 26dB Bandwidth Measurements (26 Tones)

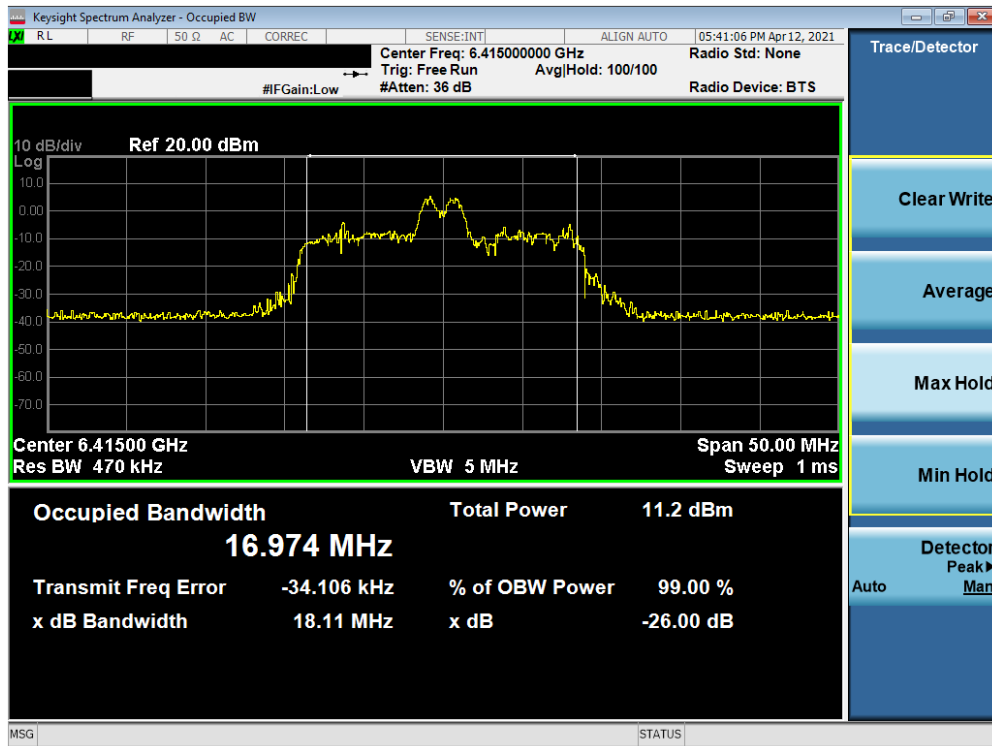


Plot 7-67. 26dB Bandwidth Plot MIMO ANT2 (20MHz BW 802.11ax (26 Tones) UNII Band 5) – Ch. 2)

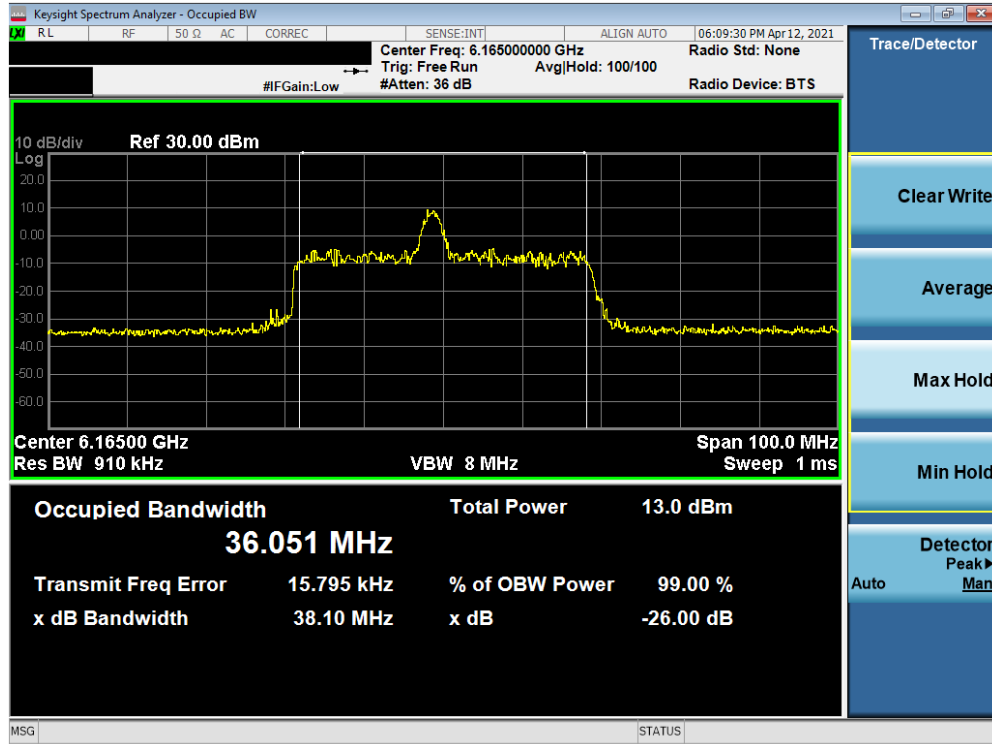


Plot 7-68. 26dB Bandwidth Plot MIMO ANT2 (20MHz BW 802.11ax (26 Tones) (UNII Band 5) – Ch. 45)

FCC ID: A3LSMF926B	PCTEST Proud to be part of element	MEASUREMENT REPORT (CERTIFICATION)	SAMSUNG	Approved by: Quality Manager
Test Report S/N: 1M2104190044-18-R2.A3L	Test Dates: 03/26 – 06/04/2021	EUT Type: Portable Handset		Page 51 of 281

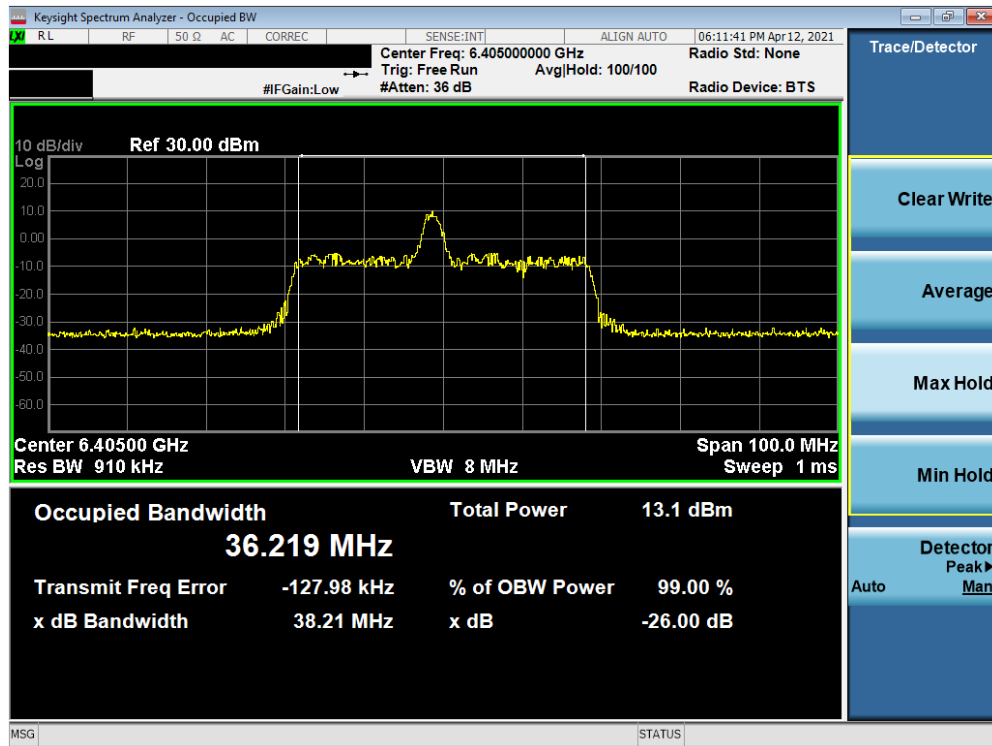


Plot 7-69. 26dB Bandwidth Plot MIMO ANT2 (20MHz BW 802.11ax (26 Tones) UNII Band 5) – Ch. 93)

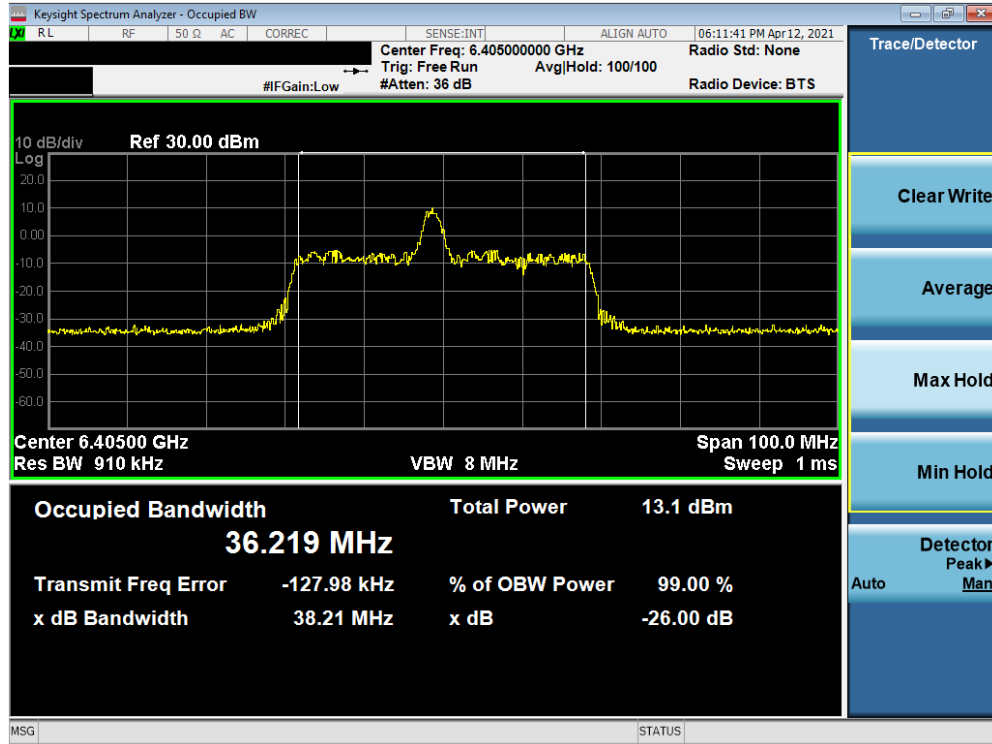


Plot 7-70. 26dB Bandwidth Plot MIMO ANT2 (40MHz BW 802.11ax (26 Tones) (UNII Band 5) – Ch. 3)

FCC ID: A3LSMF926B	PCTEST Proud to be part of element	MEASUREMENT REPORT (CERTIFICATION)	SAMSUNG	Approved by: Quality Manager
Test Report S/N: 1M2104190044-18-R2.A3L	Test Dates: 03/26 – 06/04/2021	EUT Type: Portable Handset		Page 52 of 281

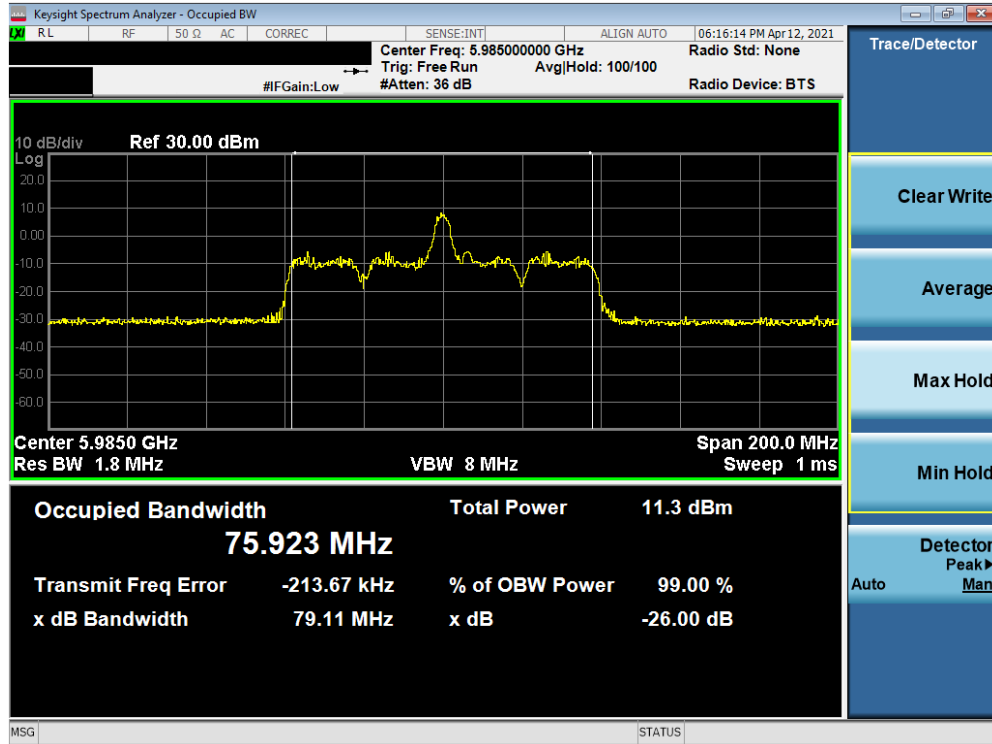


Plot 7-71. 26dB Bandwidth Plot MIMO ANT2 (40MHz BW 802.11ax (26 Tones) (UNII Band 5) – Ch. 43)

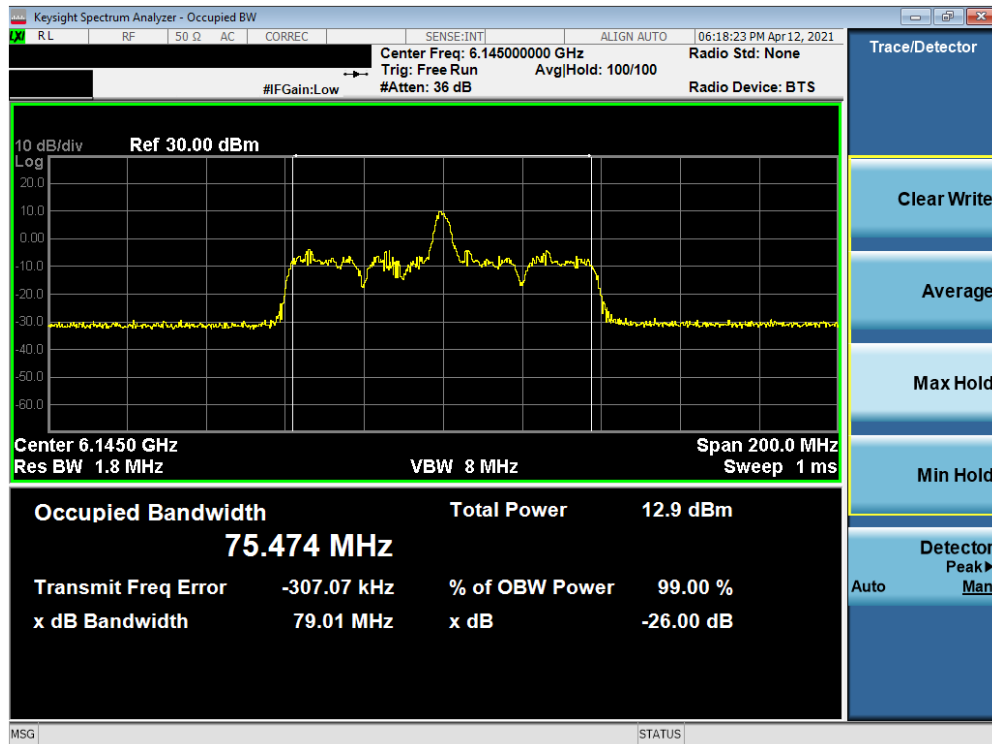


Plot 7-72. 26dB Bandwidth Plot MIMO ANT2 (40MHz BW 802.11ax (26 Tones) (UNII Band 5) – Ch. 91)

FCC ID: A3LSMF926B	PCTEST Proud to be part of element	MEASUREMENT REPORT (CERTIFICATION)	SAMSUNG	Approved by: Quality Manager
Test Report S/N: 1M2104190044-18-R2.A3L	Test Dates: 03/26 – 06/04/2021	EUT Type: Portable Handset		Page 53 of 281

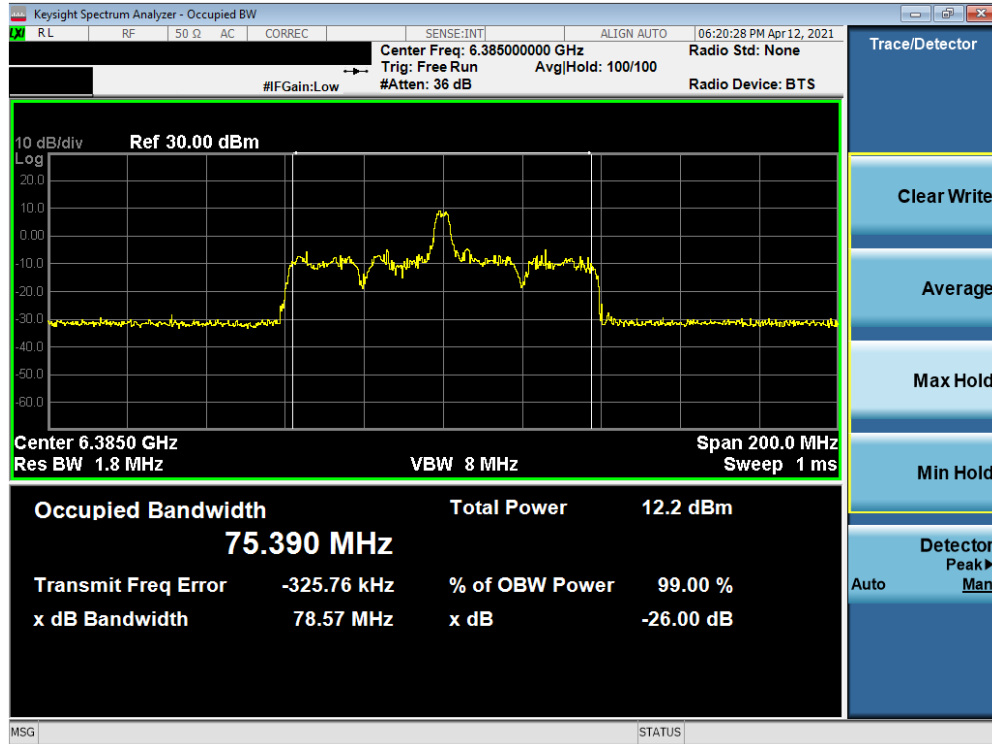


Plot 7-73. 26dB Bandwidth Plot MIMO ANT2 (80MHz BW 802.11ax (26 Tones) (UNII Band 5) – Ch. 7)

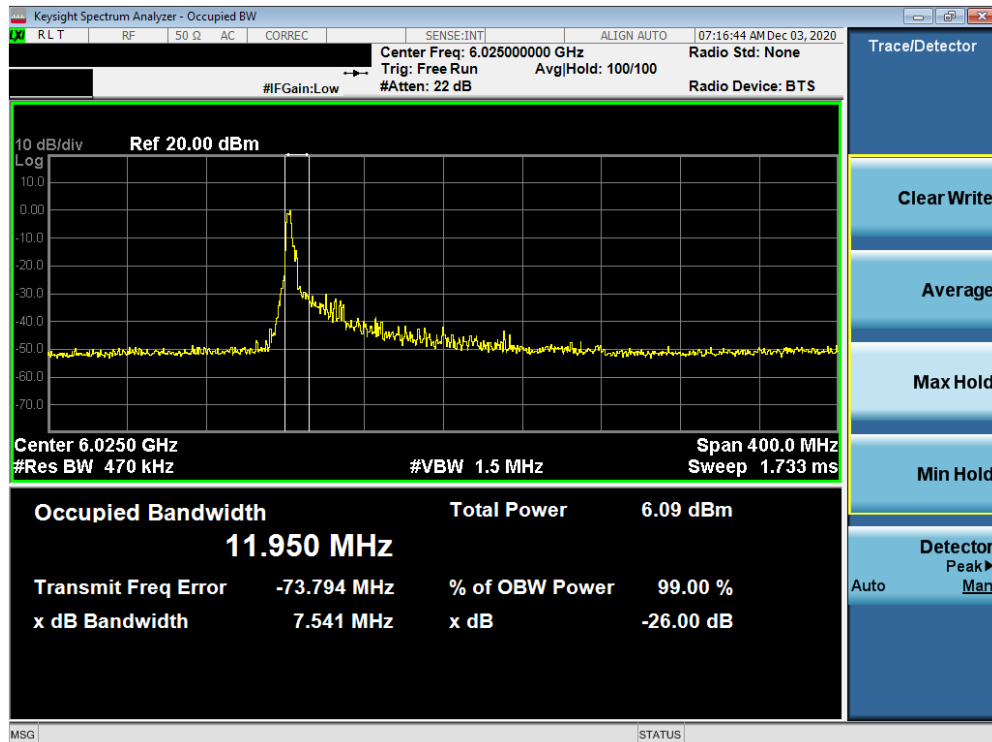


Plot 7-74. 26dB Bandwidth Plot MIMO ANT2 (80MHz BW 802.11ax (26 Tones) (UNII Band 5) – Ch. 39)

FCC ID: A3LSMF926B		MEASUREMENT REPORT (CERTIFICATION)		Approved by: Quality Manager
Test Report S/N: 1M2104190044-18-R2.A3L	Test Dates: 03/26 – 06/04/2021	EUT Type: Portable Handset		Page 54 of 281

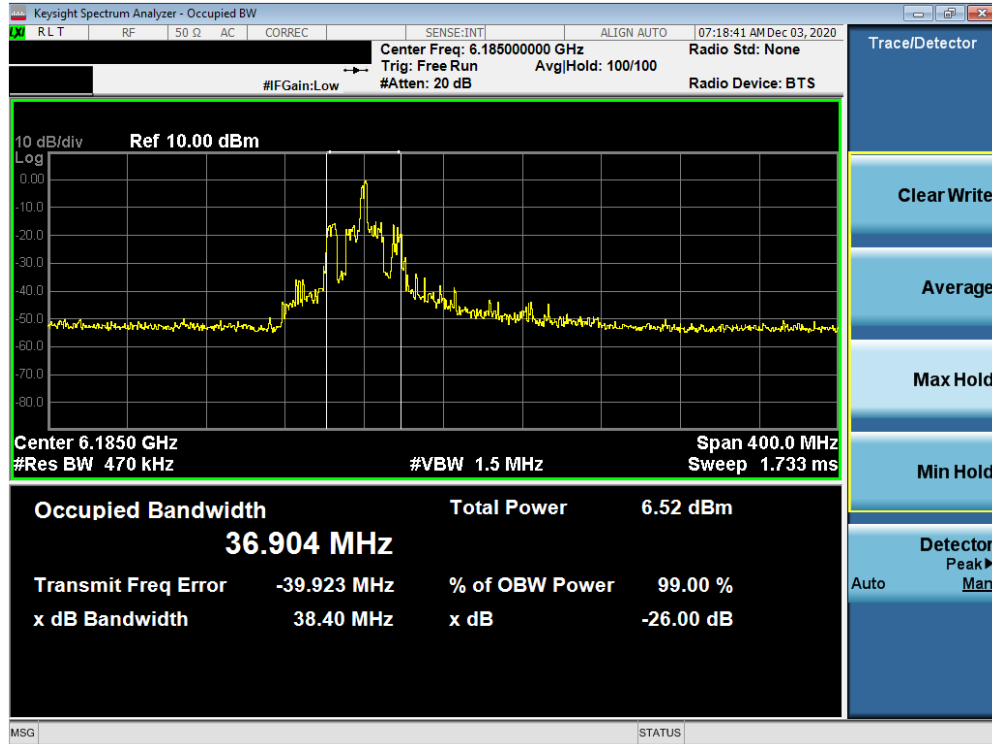


Plot 7-75. 26dB Bandwidth Plot MIMO ANT2 (80MHz BW 802.11ax (26 Tones) (UNII Band 5) – Ch. 87)

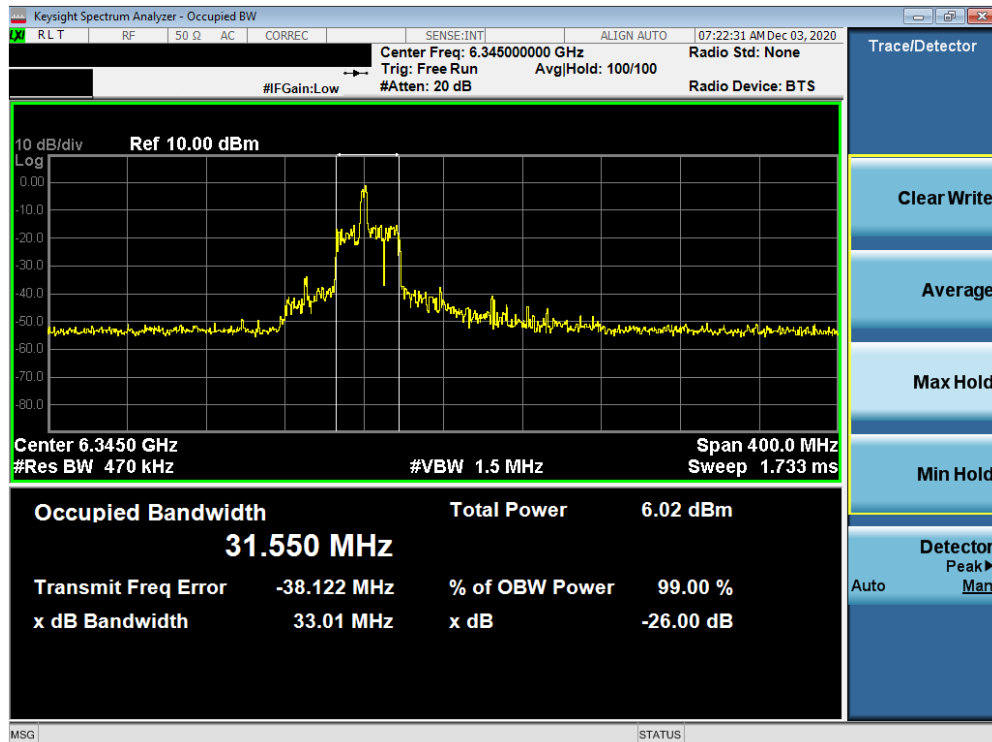


Plot 7-76. 26dB Bandwidth Plot MIMO ANT2 (160MHz BW 802.11ax (26 Tones) (UNII Band 5) – Ch. 15)

FCC ID: A3LSMF926B		MEASUREMENT REPORT (CERTIFICATION)		Approved by: Quality Manager
Test Report S/N: 1M2104190044-18-R2.A3L	Test Dates: 03/26 – 06/04/2021	EUT Type: Portable Handset		Page 55 of 281

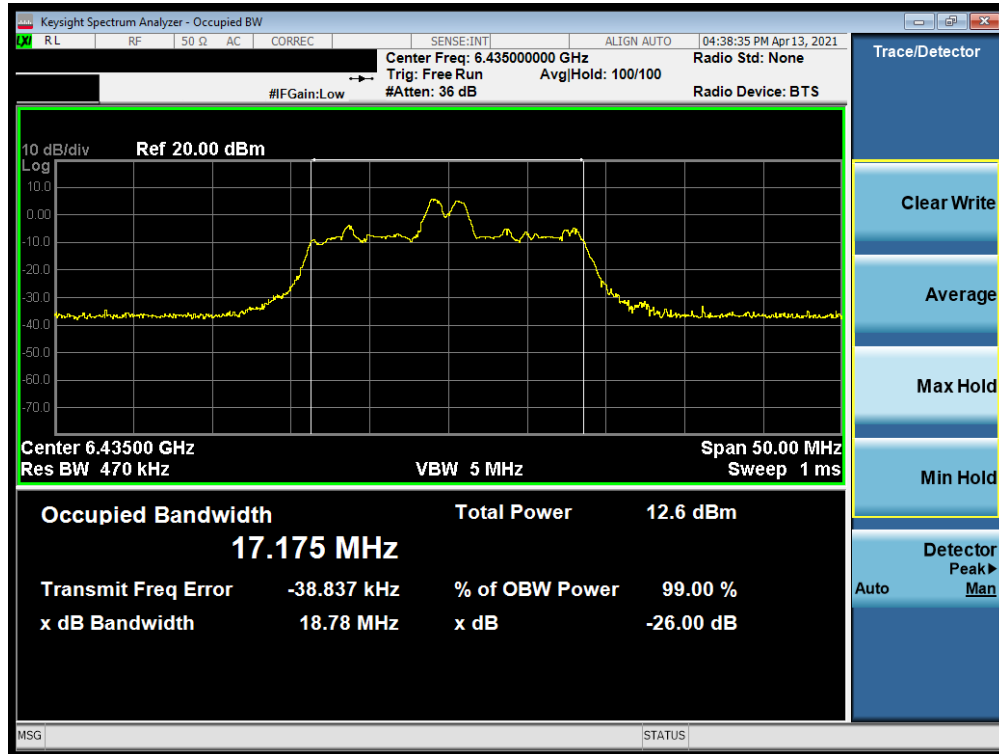


Plot 7-77. 26dB Bandwidth Plot MIMO ANT2 (160MHz BW 802.11ax (26 Tones) (UNII Band 5) – Ch. 47)

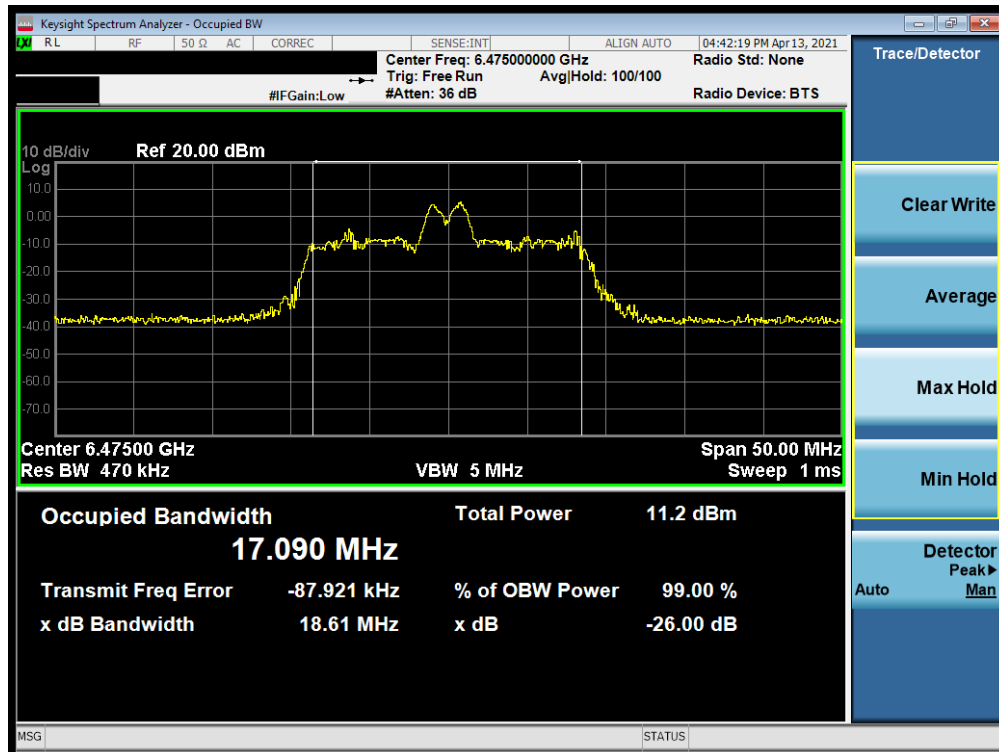


Plot 7-78. I 26dB Bandwidth Plot MIMO ANT2 (160MHz BW 802.11ax (26 Tones) (UNII Band 5) – Ch. 79)

FCC ID: A3LSMF926B	PCTEST Proud to be part of element	MEASUREMENT REPORT (CERTIFICATION)	SAMSUNG	Approved by: Quality Manager
Test Report S/N: 1M2104190044-18-R2.A3L	Test Dates: 03/26 – 06/04/2021	EUT Type: Portable Handset		Page 56 of 281

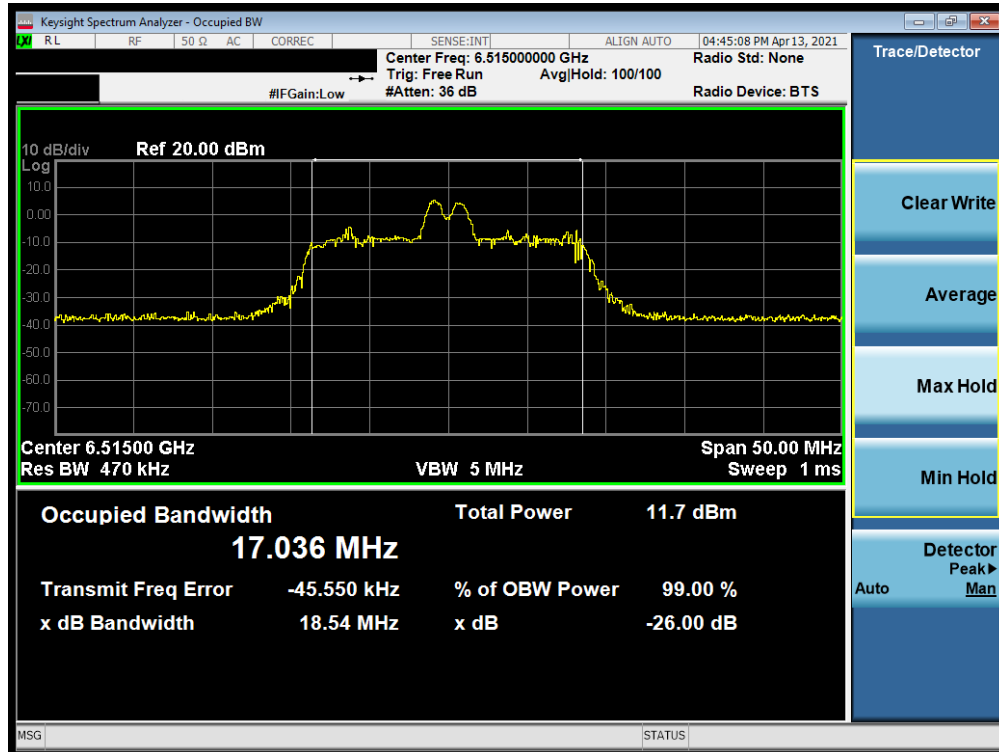


Plot 7-79. 26dB Bandwidth Plot MIMO ANT2 (20MHz BW 802.11ax (26 Tones) (UNII Band 6) – Ch. 97)

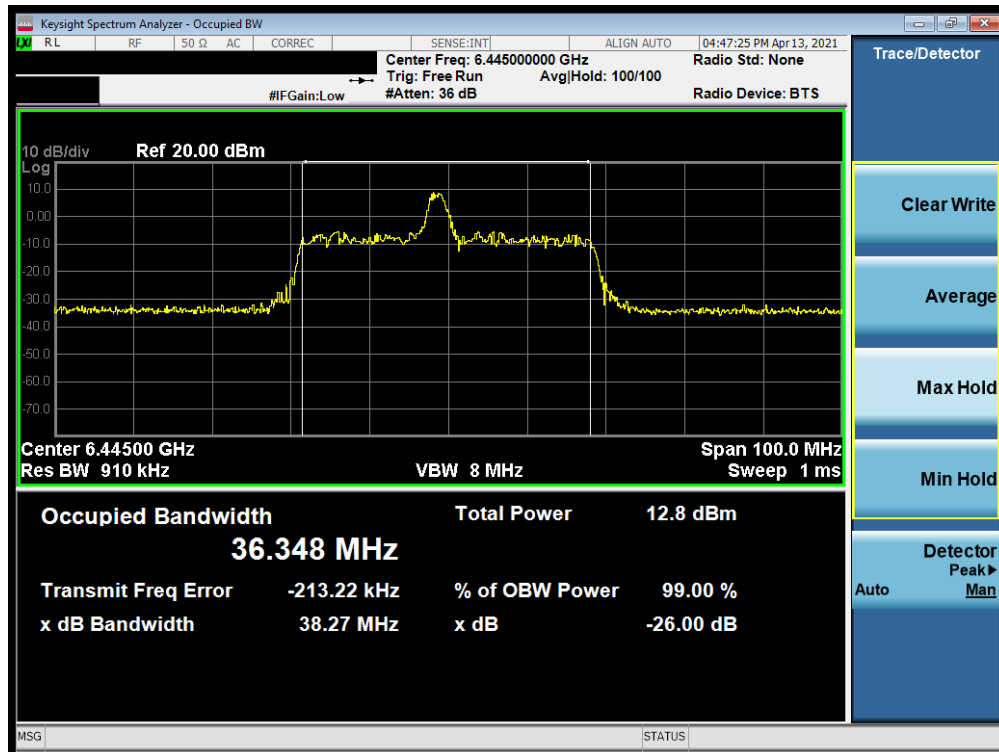


Plot 7-80. 26dB Bandwidth Plot MIMO ANT2 (20MHz BW 802.11ax (26 Tones) (UNII Band 6) – Ch. 105)

FCC ID: A3LSMF926B		MEASUREMENT REPORT (CERTIFICATION)		Approved by: Quality Manager
Test Report S/N: 1M2104190044-18-R2.A3L	Test Dates: 03/26 – 06/04/2021	EUT Type: Portable Handset		Page 57 of 281

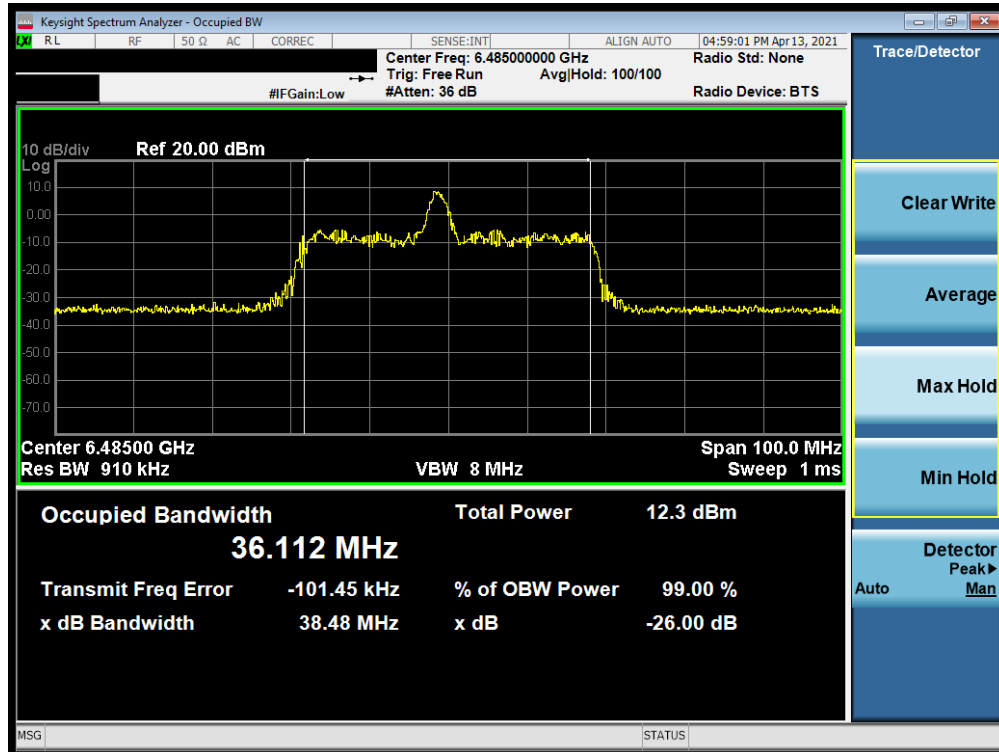


Plot 7-81. 26dB Bandwidth Plot MIMO ANT2 (20MHz BW 802.11ax (26 Tones) (UNII Band 6) – Ch. 113)

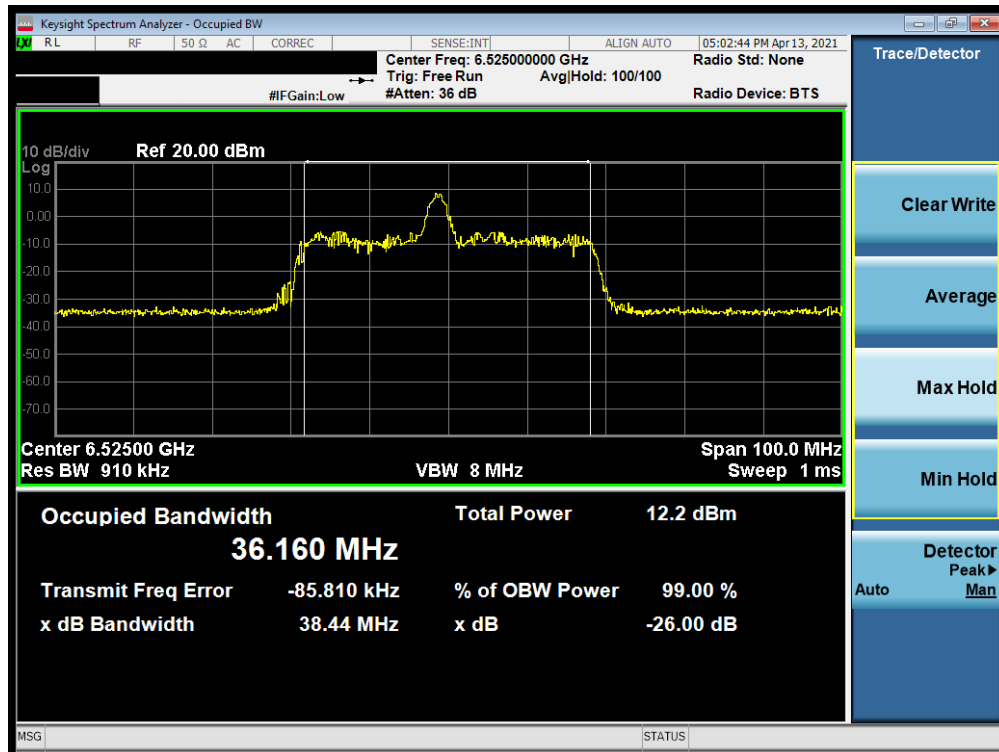


Plot 7-82. 26dB Bandwidth Plot MIMO ANT2 (40MHz BW 802.11ax (26 Tones) (UNII Band 6) – Ch. 99)

FCC ID: A3LSMF926B		MEASUREMENT REPORT (CERTIFICATION)		Approved by: Quality Manager
Test Report S/N: 1M2104190044-18-R2.A3L	Test Dates: 03/26 – 06/04/2021	EUT Type: Portable Handset		Page 58 of 281

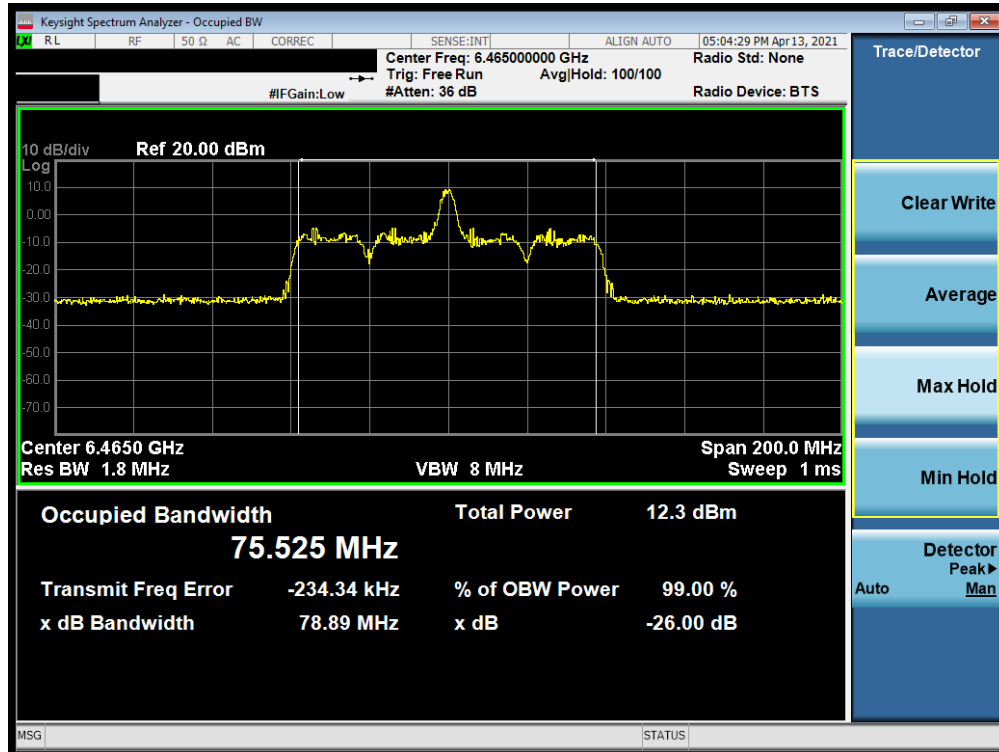


Plot 7-83. 26dB Bandwidth Plot MIMO ANT2 (40MHz BW 802.11ax (26 Tones) (UNII Band 6) – Ch. 107)

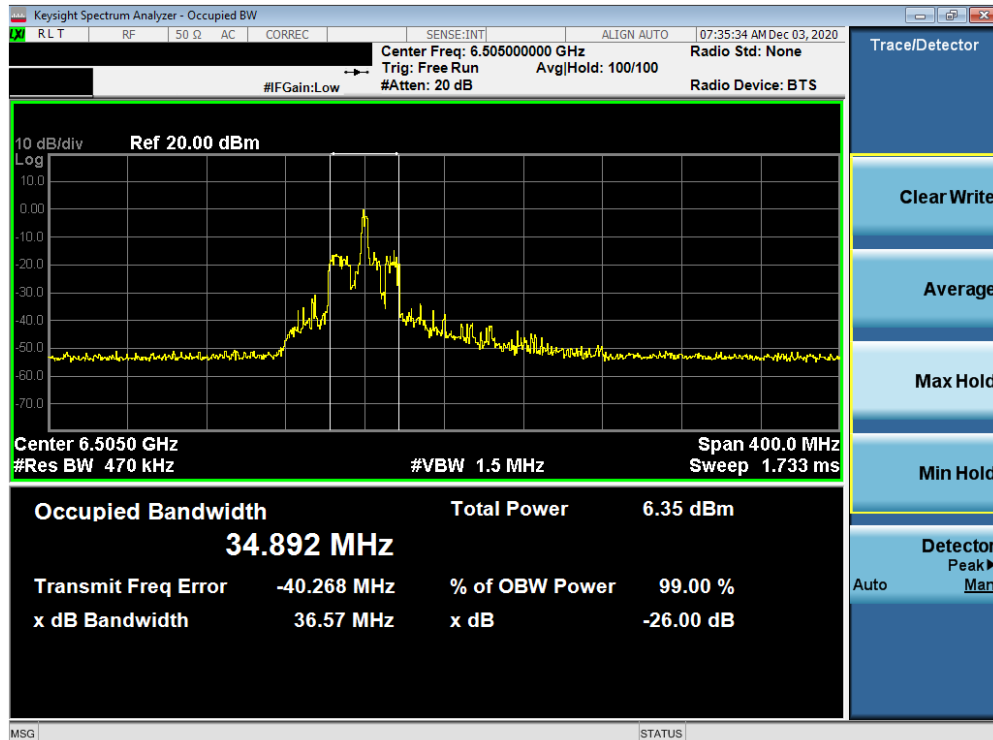


Plot 7-84. 26dB Bandwidth Plot MIMO ANT2 (40MHz BW 802.11ax (26 Tones) (UNII Band 6) – Ch. 115)

FCC ID: A3LSMF926B	PCTEST Proud to be part of element	MEASUREMENT REPORT (CERTIFICATION)	SAMSUNG	Approved by: Quality Manager
Test Report S/N: 1M2104190044-18-R2.A3L	Test Dates: 03/26 – 06/04/2021	EUT Type: Portable Handset		Page 59 of 281

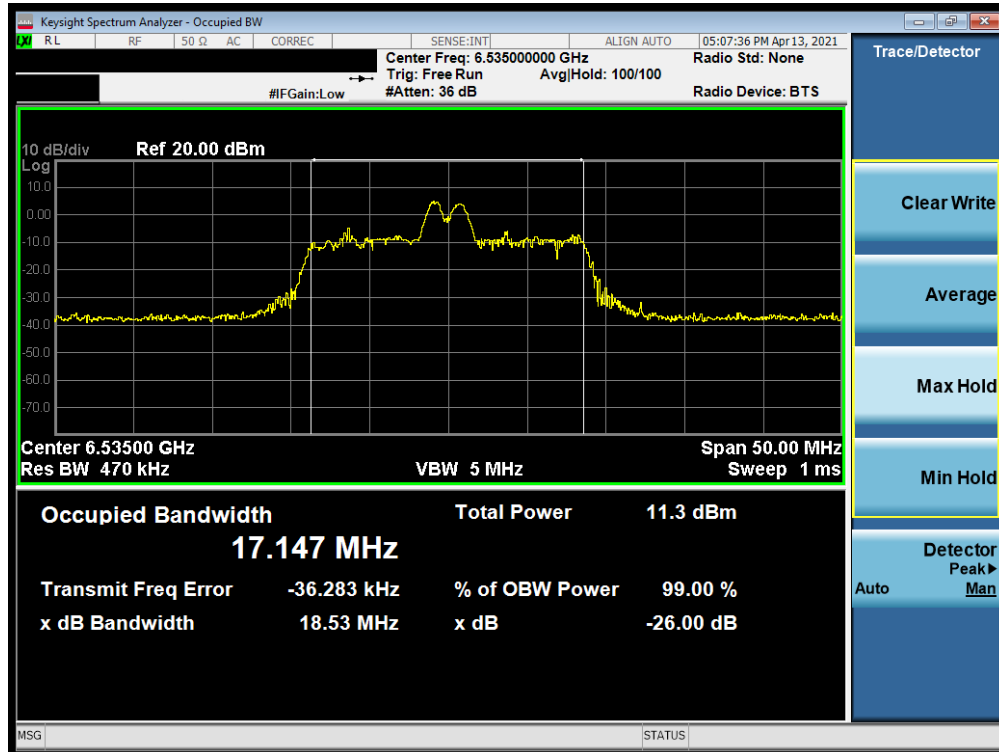


Plot 7-85. 26dB Bandwidth Plot MIMO ANT2 (80MHz BW 802.11ax (26 Tones) (UNII Band 6) – Ch. 103)

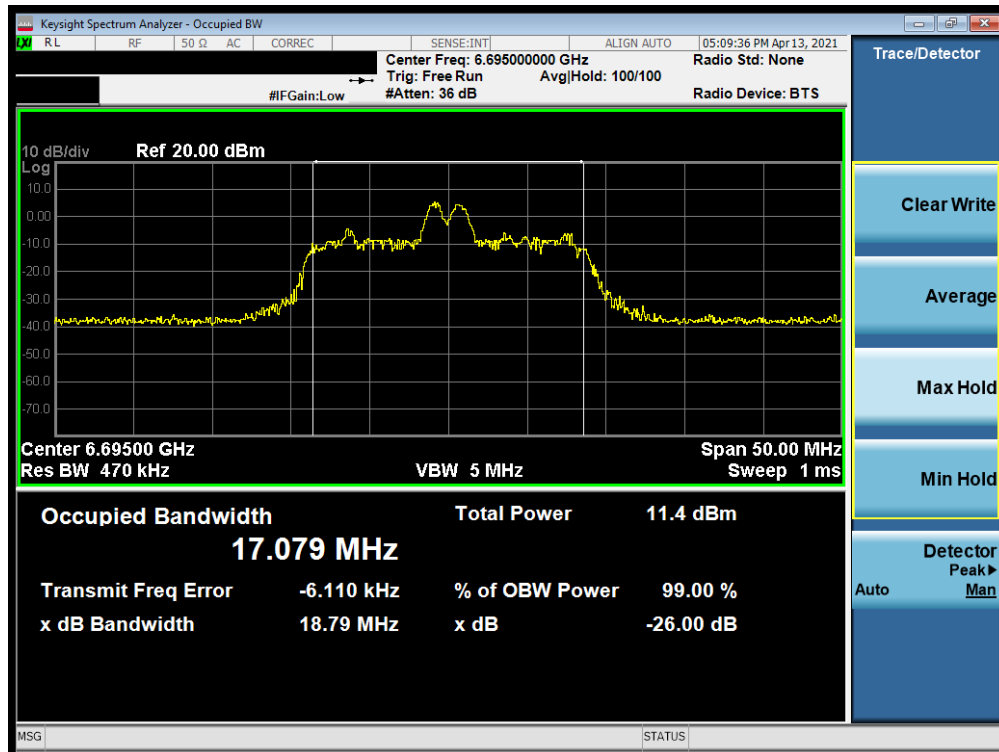


Plot 7-86. 26dB Bandwidth Plot MIMO ANT2 (160MHz BW 802.11ax (26 Tones) (UNII Band 6) – Ch. 111)

FCC ID: A3LSMF926B	PCTEST Proud to be part of element	MEASUREMENT REPORT (CERTIFICATION)	SAMSUNG	Approved by: Quality Manager
Test Report S/N: 1M2104190044-18-R2.A3L	Test Dates: 03/26 – 06/04/2021	EUT Type: Portable Handset		Page 60 of 281

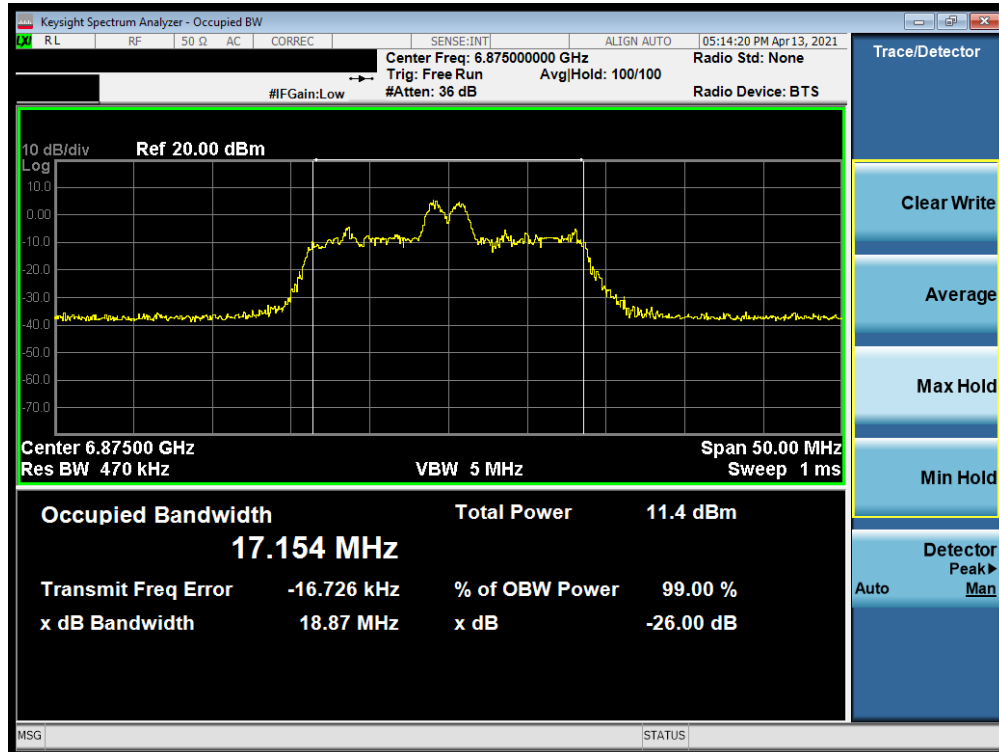


Plot 7-87. 26dB Bandwidth Plot MIMO ANT2 (20MHz BW 802.11ax (26 Tones) (UNII Band 7) – Ch. 117)

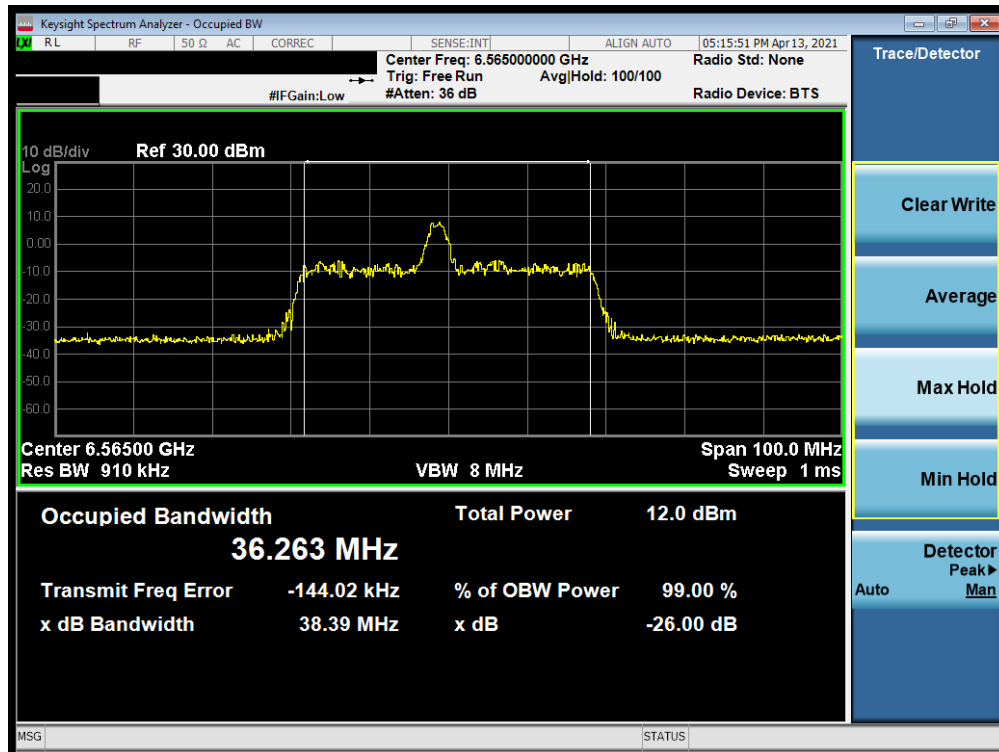


Plot 7-88. 26dB Bandwidth Plot MIMO ANT2 (20MHz BW 802.11ax (26 Tones) (UNII Band 7) – Ch. 149)

FCC ID: A3LSMF926B	PCTEST Proud to be part of element	MEASUREMENT REPORT (CERTIFICATION)	SAMSUNG	Approved by: Quality Manager
Test Report S/N: 1M2104190044-18-R2.A3L	Test Dates: 03/26 – 06/04/2021	EUT Type: Portable Handset		Page 61 of 281

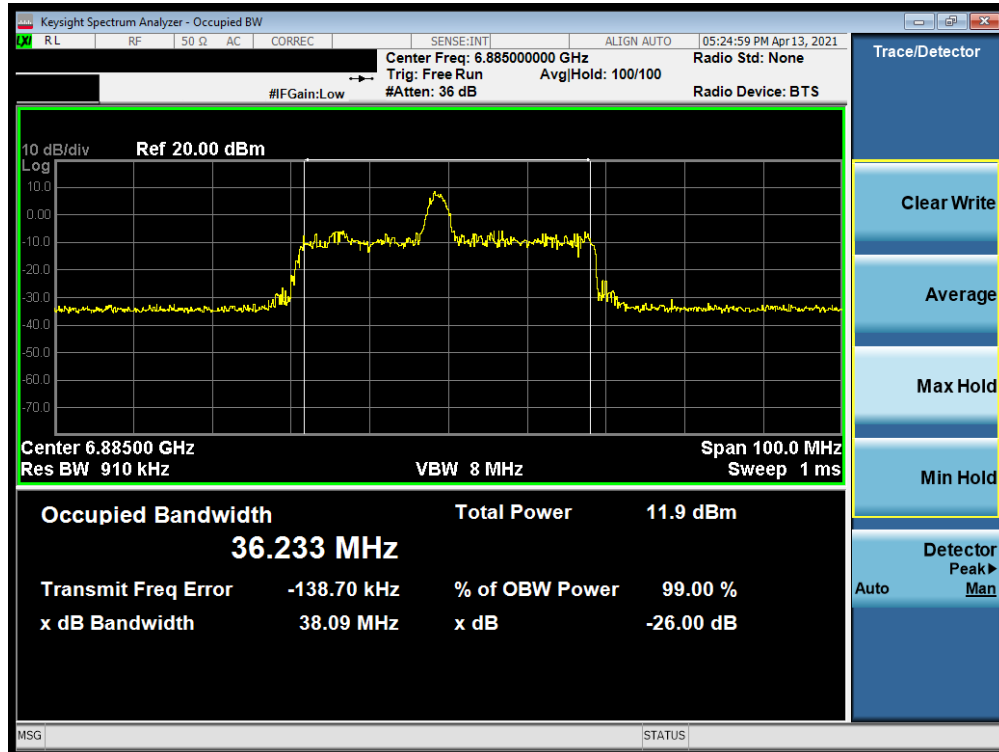


Plot 7-89. 26dB Bandwidth Plot MIMO ANT2 (20MHz BW 802.11ax (26 Tones) (UNII Band 7) – Ch. 185)

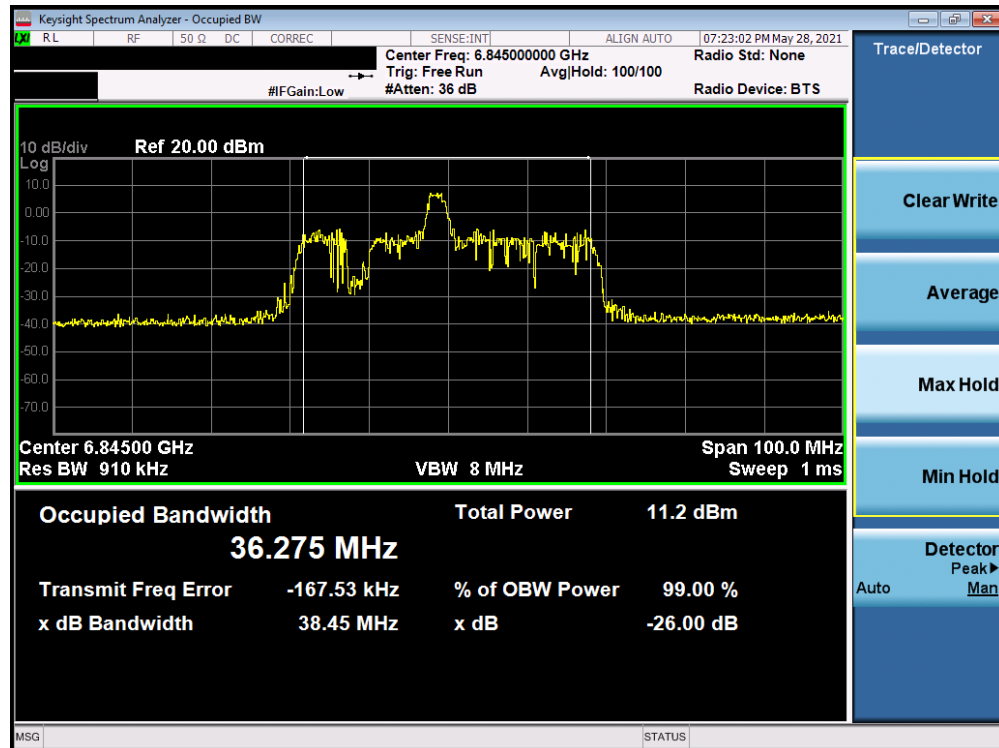


Plot 7-90. 26dB Bandwidth Plot MIMO ANT2 (40MHz BW 802.11ax (26 Tones) (UNII Band 7) – Ch. 123)

FCC ID: A3LSMF926B		MEASUREMENT REPORT (CERTIFICATION)		Approved by: Quality Manager
Test Report S/N: 1M2104190044-18-R2.A3L	Test Dates: 03/26 – 06/04/2021	EUT Type: Portable Handset		Page 62 of 281

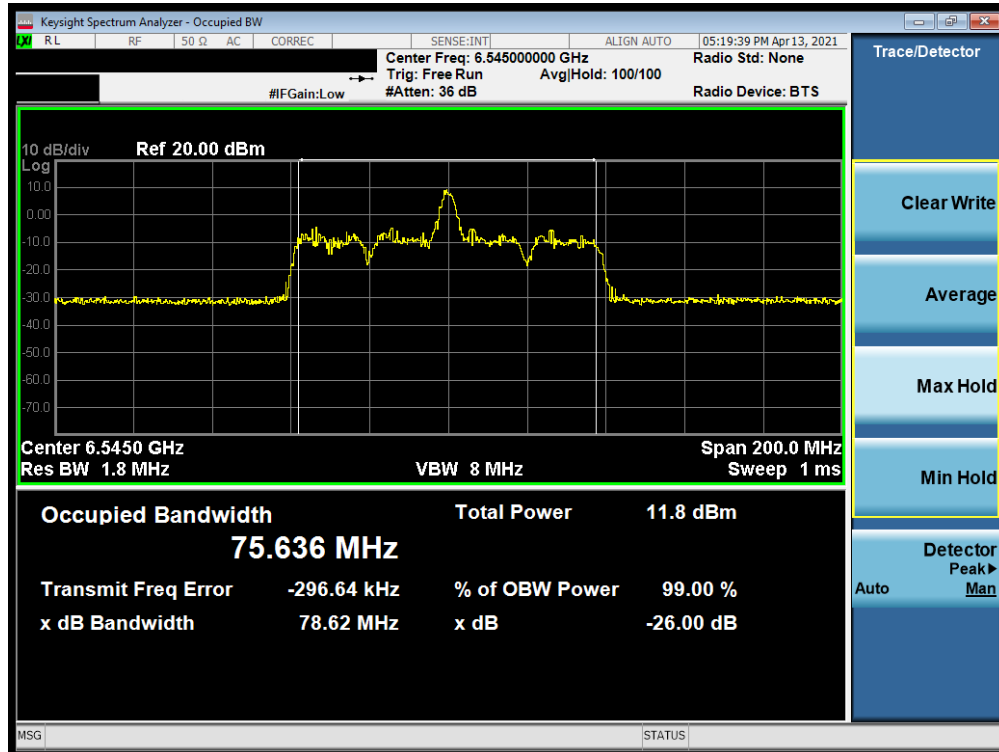


Plot 7-91. 26dB Bandwidth Plot MIMO ANT2 (40MHz BW 802.11ax (26 Tones) (UNII Band 7) – Ch. 155)

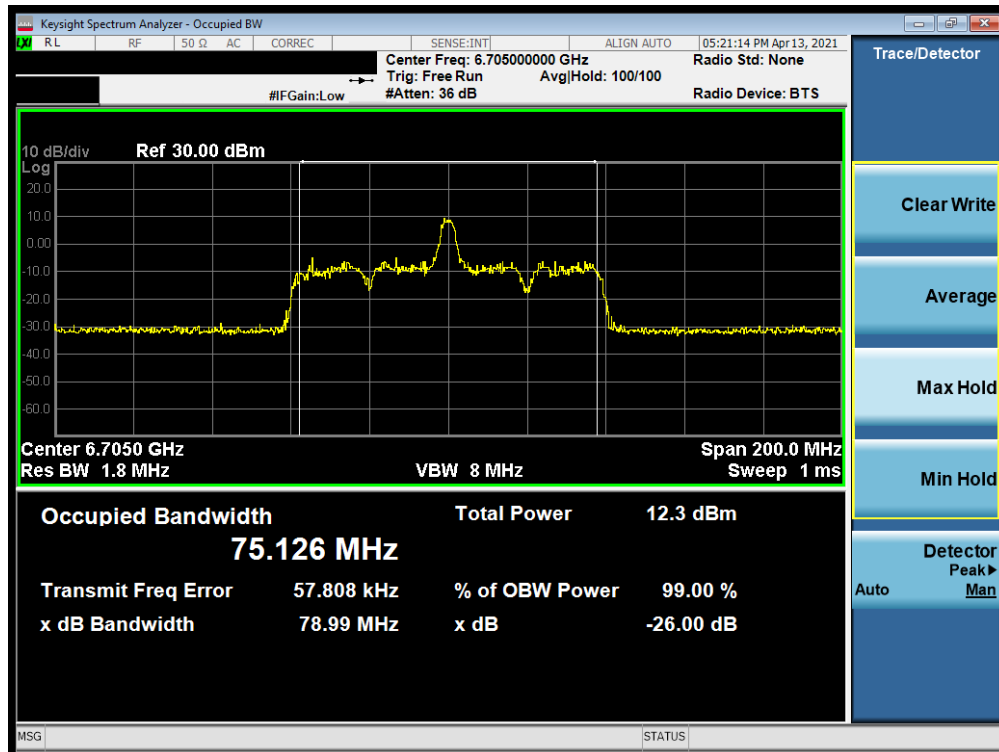


Plot 7-92. 26dB Bandwidth Plot MIMO ANT2 (40MHz BW 802.11ax (26 Tones) (UNII Band 7) – Ch. 179)

FCC ID: A3LSMF926B	PCTEST Proud to be part of element	MEASUREMENT REPORT (CERTIFICATION)	SAMSUNG	Approved by: Quality Manager
Test Report S/N: 1M2104190044-18-R2.A3L	Test Dates: 03/26 – 06/04/2021	EUT Type: Portable Handset		Page 63 of 281



Plot 7-93. 26dB Bandwidth Plot MIMO ANT2 (80MHz BW 802.11ax (26 Tones) (UNII Band 7) – Ch. 119)

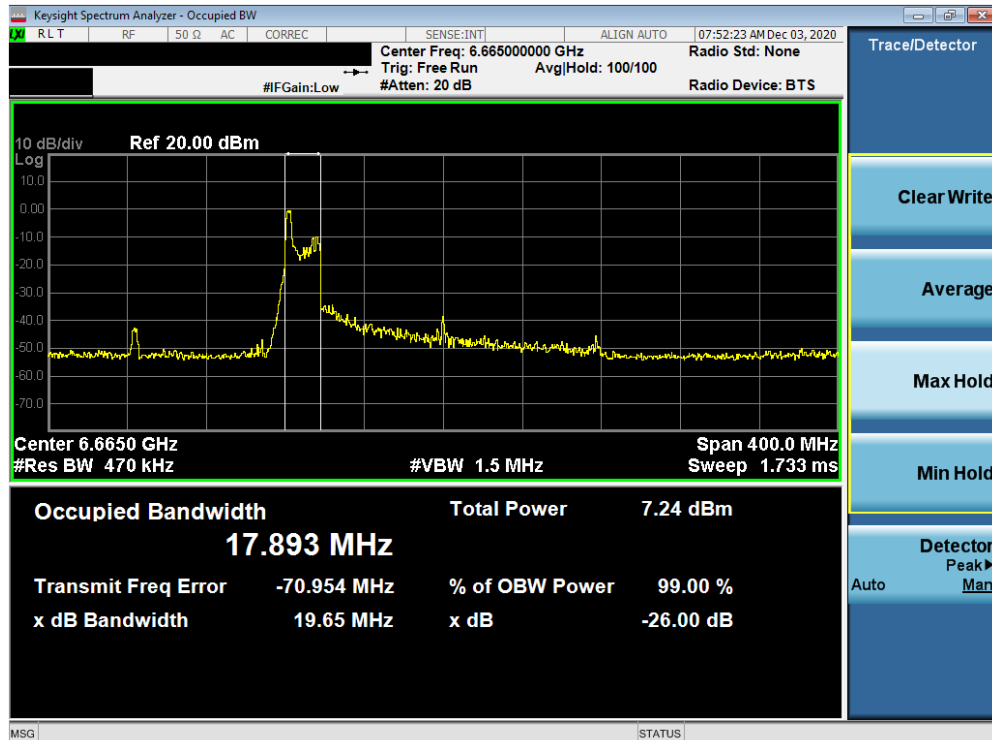


Plot 7-94. 26dB Bandwidth Plot MIMO ANT2 (80MHz BW 802.11ax (26 Tones) (UNII Band 7) – Ch. 151)

FCC ID: A3LSMF926B	PCTEST Proud to be part of element	MEASUREMENT REPORT (CERTIFICATION)	SAMSUNG	Approved by: Quality Manager
Test Report S/N: 1M2104190044-18-R2.A3L	Test Dates: 03/26 – 06/04/2021	EUT Type: Portable Handset		Page 64 of 281

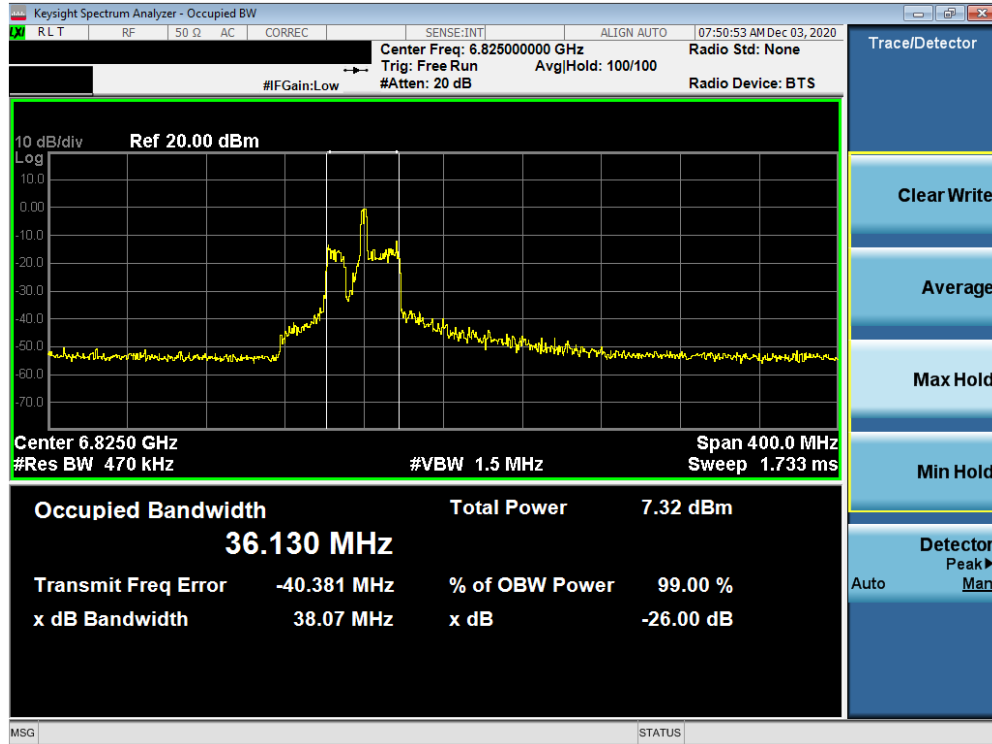


Plot 7-95. 26dB Bandwidth Plot MIMO ANT2 (80MHz BW 802.11ax (26 Tones) (UNII Band 7) – Ch. 183)

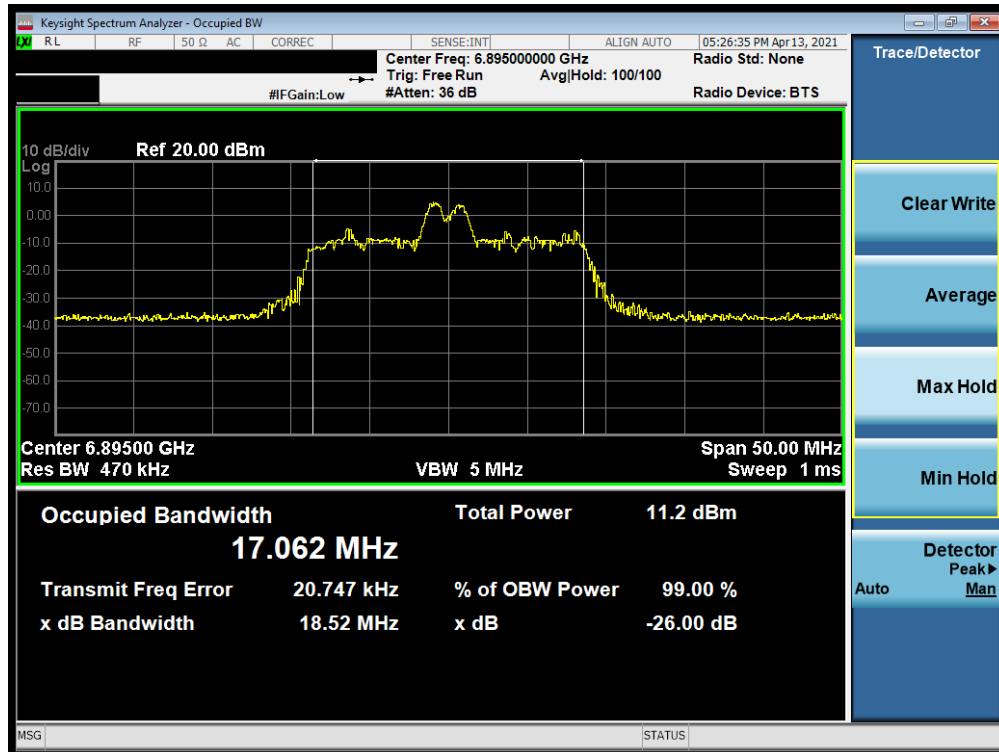


Plot 7-96. 26dB Bandwidth Plot MIMO ANT2 (160MHz BW 802.11ax (26 Tones) (UNII Band 7) – Ch. 143)

FCC ID: A3LSMF926B	PCTEST Proud to be part of element	MEASUREMENT REPORT (CERTIFICATION)	SAMSUNG	Approved by: Quality Manager
Test Report S/N: 1M2104190044-18-R2.A3L	Test Dates: 03/26 – 06/04/2021	EUT Type: Portable Handset		Page 65 of 281

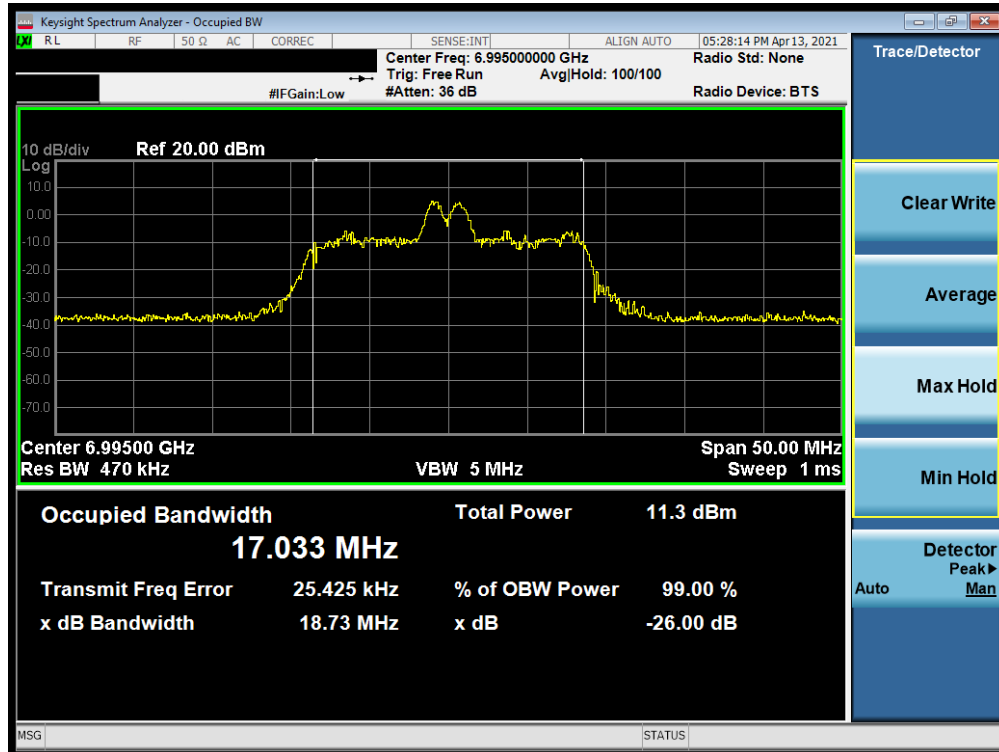


Plot 7-97. 26dB Bandwidth Plot MIMO ANT2 (160MHz BW 802.11ax (26 Tones) (UNII Band 7) – Ch. 175)

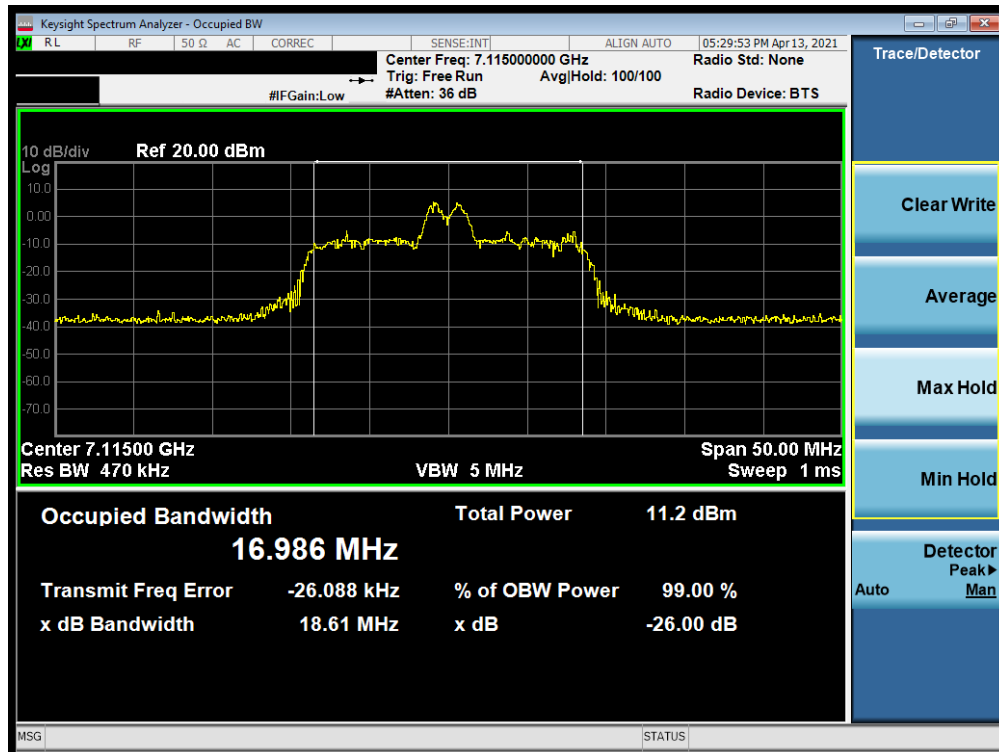


Plot 7-98. 26dB Bandwidth Plot MIMO ANT2 (20MHz BW 802.11ax (26 Tones) (UNII Band 8) – Ch. 189)

FCC ID: A3LSMF926B		MEASUREMENT REPORT (CERTIFICATION)		Approved by: Quality Manager
Test Report S/N: 1M2104190044-18-R2.A3L	Test Dates: 03/26 – 06/04/2021	EUT Type: Portable Handset		Page 66 of 281

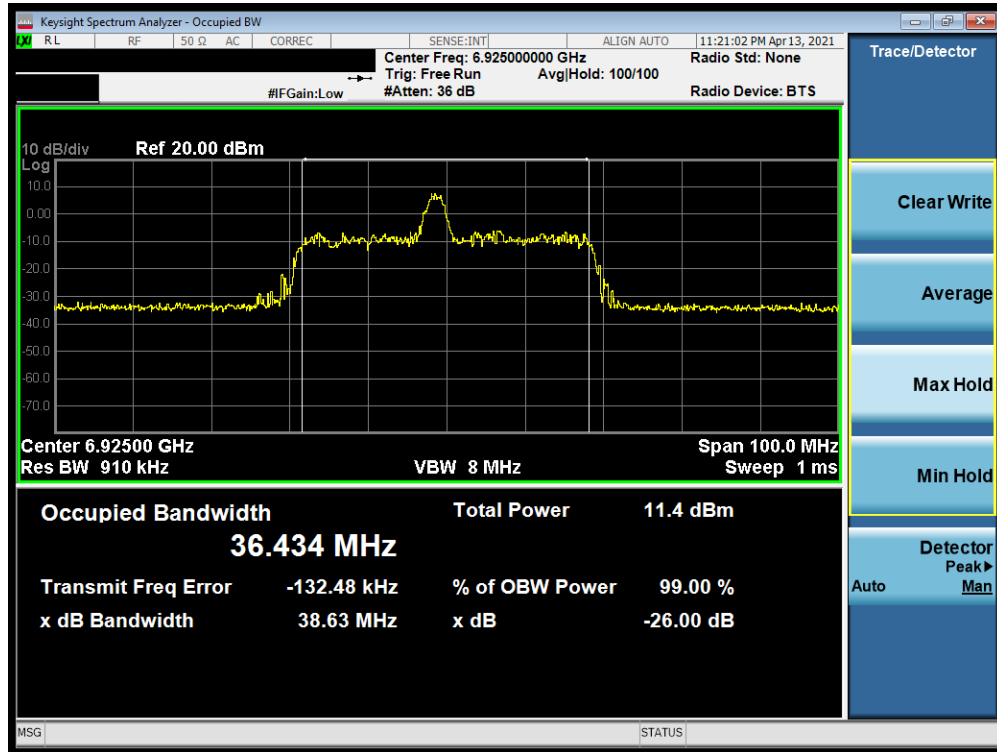


Plot 7-99. 26dB Bandwidth Plot MIMO ANT2 (20MHz BW 802.11ax (26 Tones) (UNII Band 8) – Ch. 209)

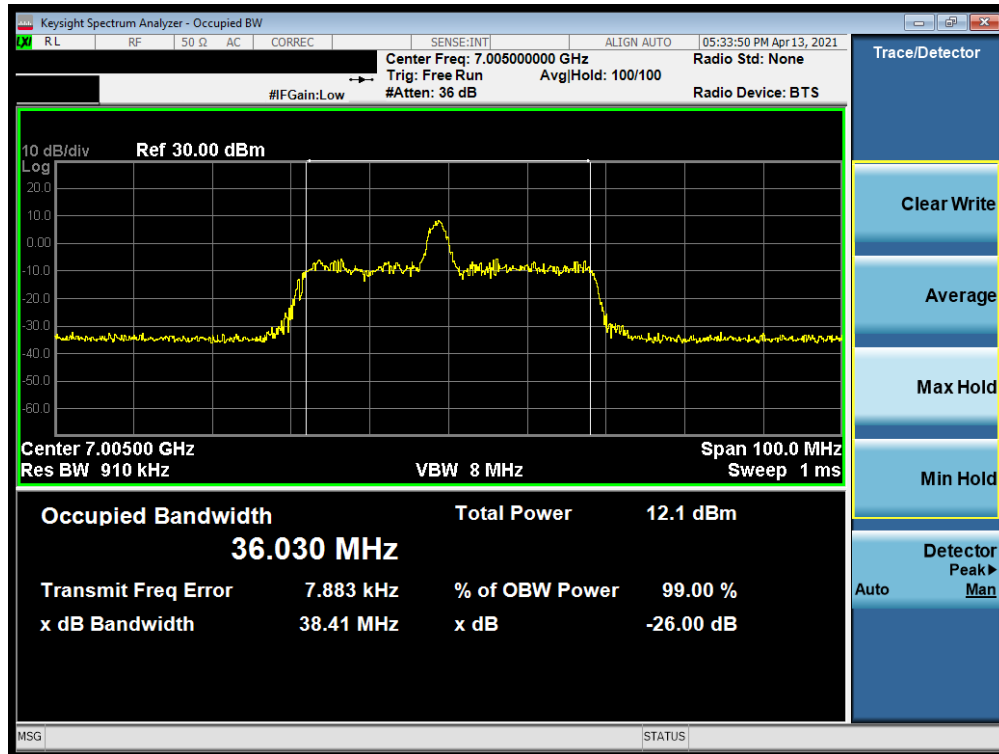


Plot 7-100. 26dB Bandwidth Plot MIMO ANT2 (20MHz BW 802.11ax (26 Tones) (UNII Band 8) – Ch. 233)

FCC ID: A3LSMF926B		MEASUREMENT REPORT (CERTIFICATION)		Approved by: Quality Manager
Test Report S/N: 1M2104190044-18-R2.A3L	Test Dates: 03/26 – 06/04/2021	EUT Type: Portable Handset		Page 67 of 281

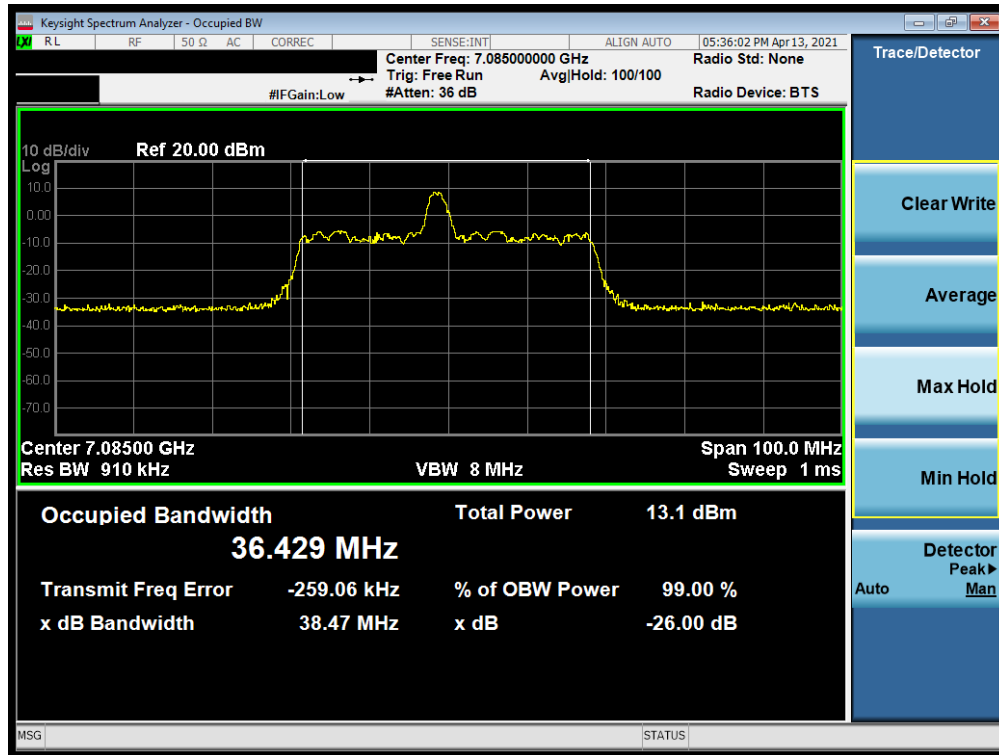


Plot 7-101. 26dB Bandwidth Plot MIMO ANT2 (40MHz BW 802.11ax (26 Tones) (UNII Band 8) – Ch. 187)

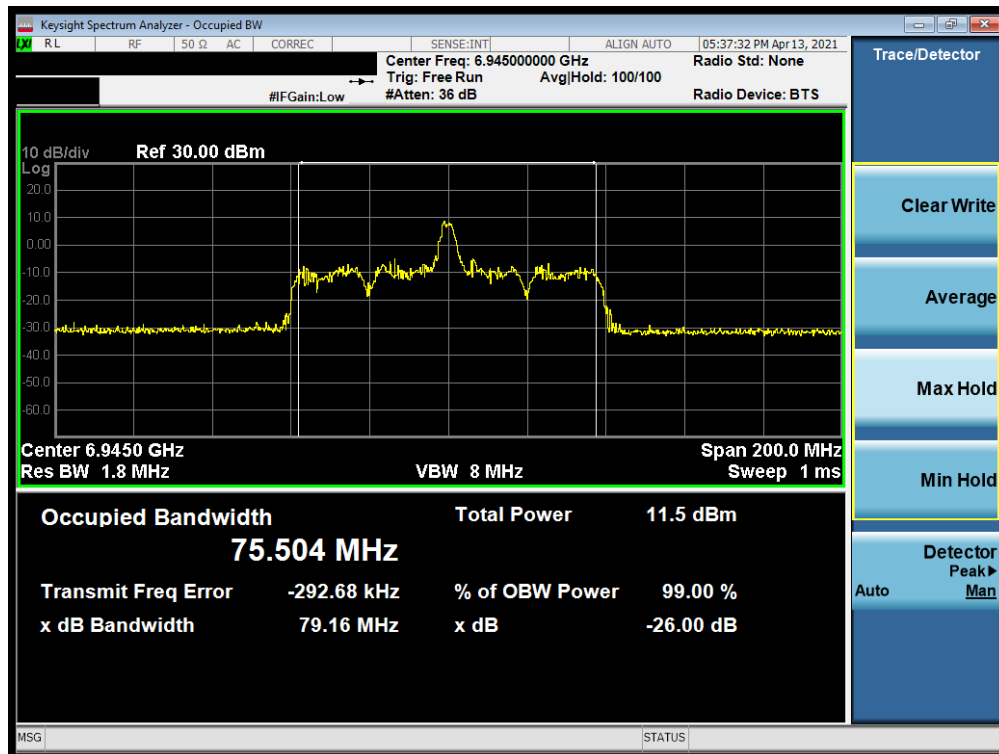


Plot 7-102. 26dB Bandwidth Plot MIMO ANT2 (40MHz BW 802.11ax (26 Tones) (UNII Band 8) – Ch. 211)

FCC ID: A3LSMF926B	PCTEST Proud to be part of element	MEASUREMENT REPORT (CERTIFICATION)	SAMSUNG	Approved by: Quality Manager
Test Report S/N: 1M2104190044-18-R2.A3L	Test Dates: 03/26 – 06/04/2021	EUT Type: Portable Handset		Page 68 of 281

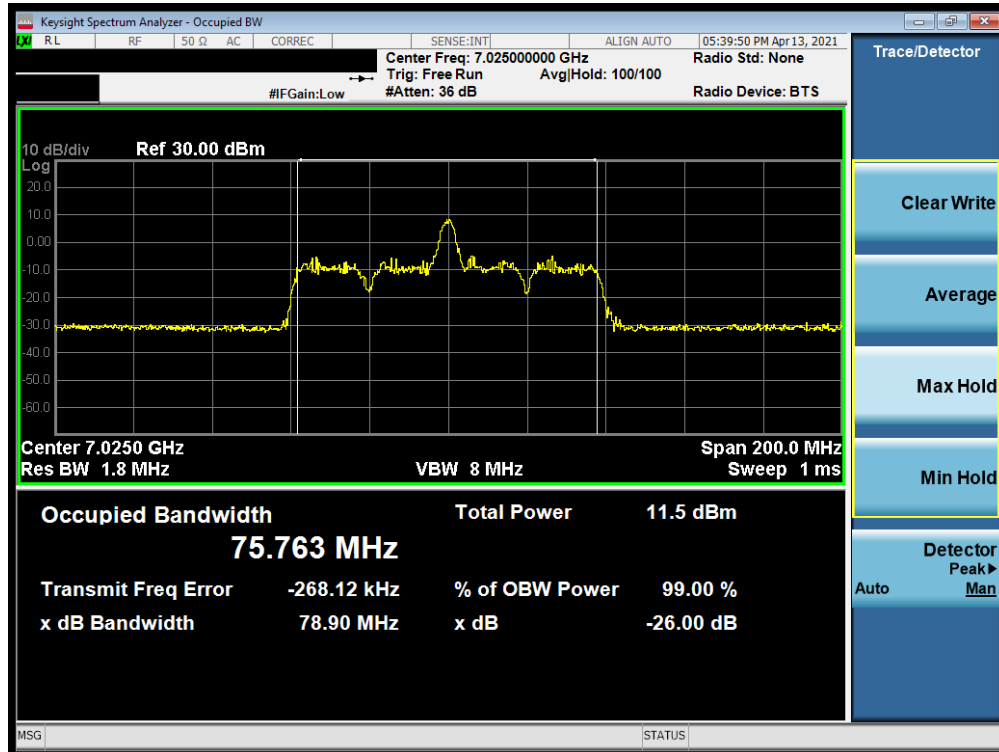


Plot 7-103. 26dB Bandwidth Plot MIMO ANT2 (40MHz BW 802.11ax (26 Tones) (UNII Band 8) – Ch. 227)

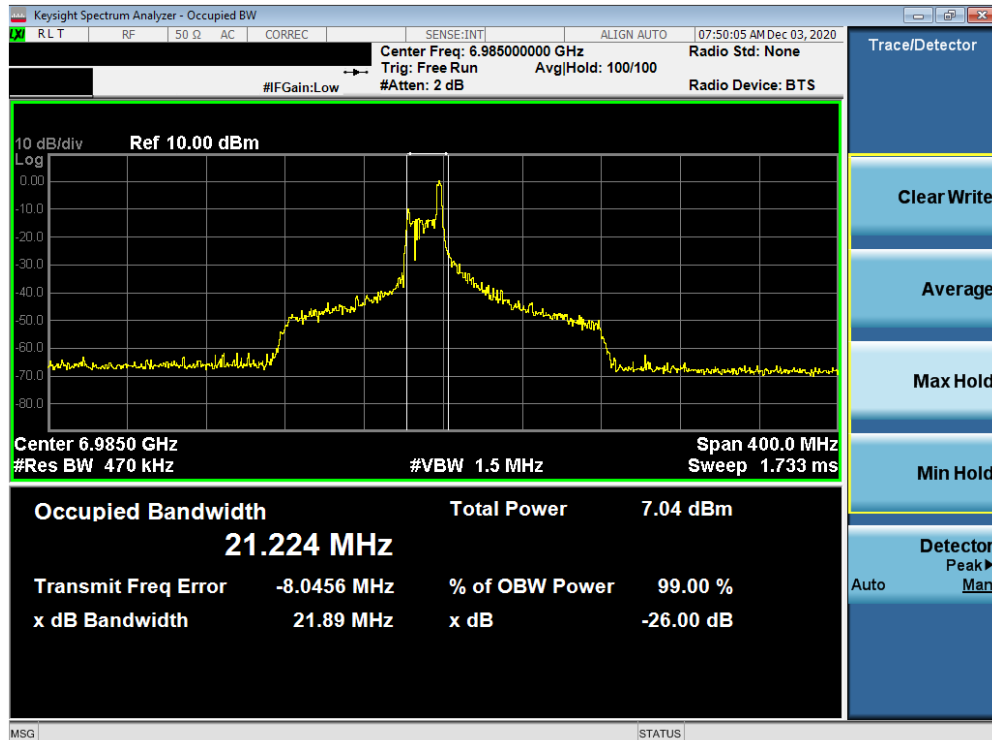


Plot 7-104. 26dB Bandwidth Plot MIMO ANT2 (80MHz BW 802.11ax (26 Tones) (UNII Band 8) – Ch. 199)

FCC ID: A3LSMF926B	PCTEST Proud to be part of element	MEASUREMENT REPORT (CERTIFICATION)	SAMSUNG	Approved by: Quality Manager
Test Report S/N: 1M2104190044-18-R2.A3L	Test Dates: 03/26 – 06/04/2021	EUT Type: Portable Handset		Page 69 of 281



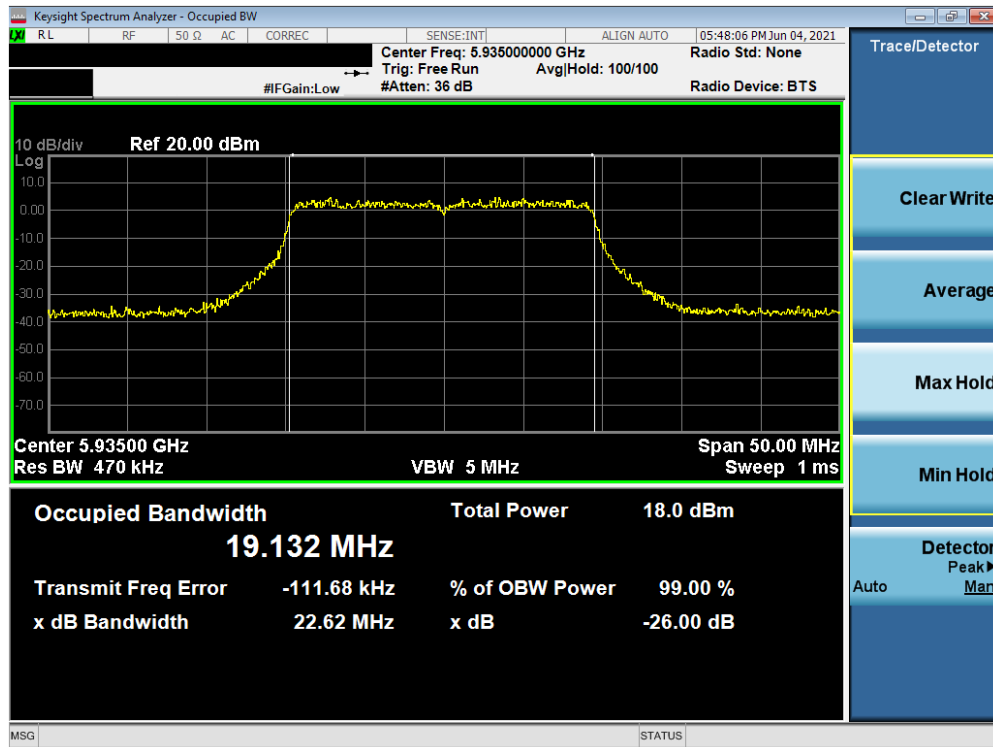
Plot 7-105. 26dB Bandwidth Plot MIMO ANT2 (80MHz BW 802.11ax (26 Tones) (UNII Band 8) – Ch. 215)



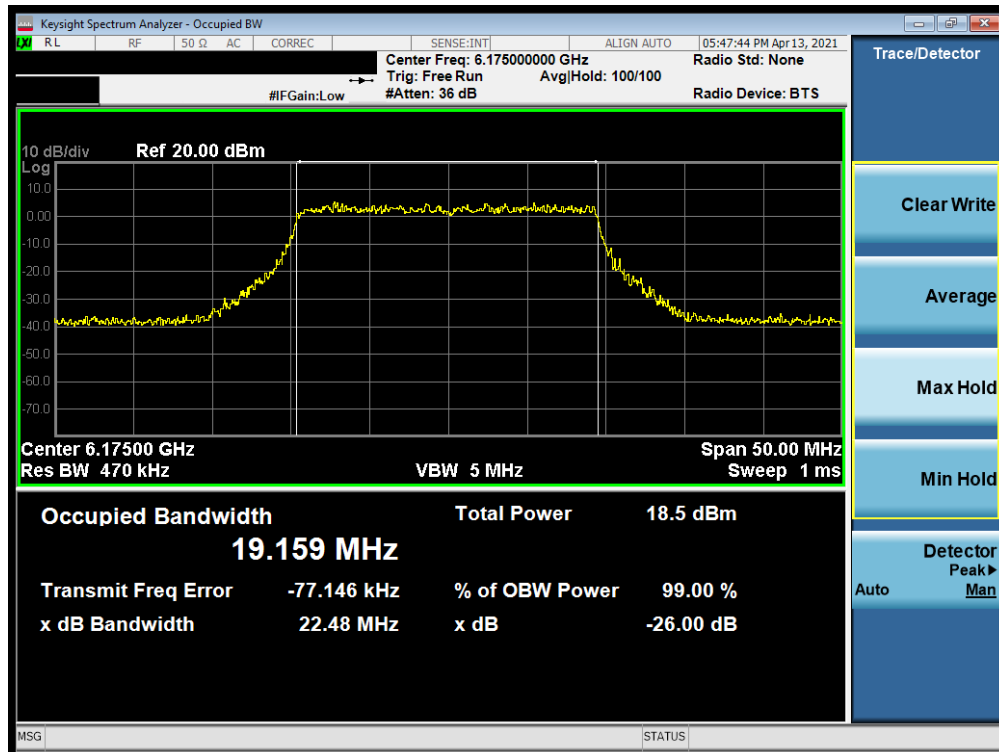
Plot 7-106. 26dB Bandwidth Plot MIMO ANT2 (160MHz BW 802.11ax (26 Tones) (UNII Band 8) – Ch. 207)

FCC ID: A3LSMF926B	PCTEST Proud to be part of element	MEASUREMENT REPORT (CERTIFICATION)	SAMSUNG	Approved by: Quality Manager
Test Report S/N: 1M2104190044-18-R2.A3L	Test Dates: 03/26 – 06/04/2021	EUT Type: Portable Handset		Page 70 of 281

MIMO Antenna-2 26dB Bandwidth Measurements (Full Tones)

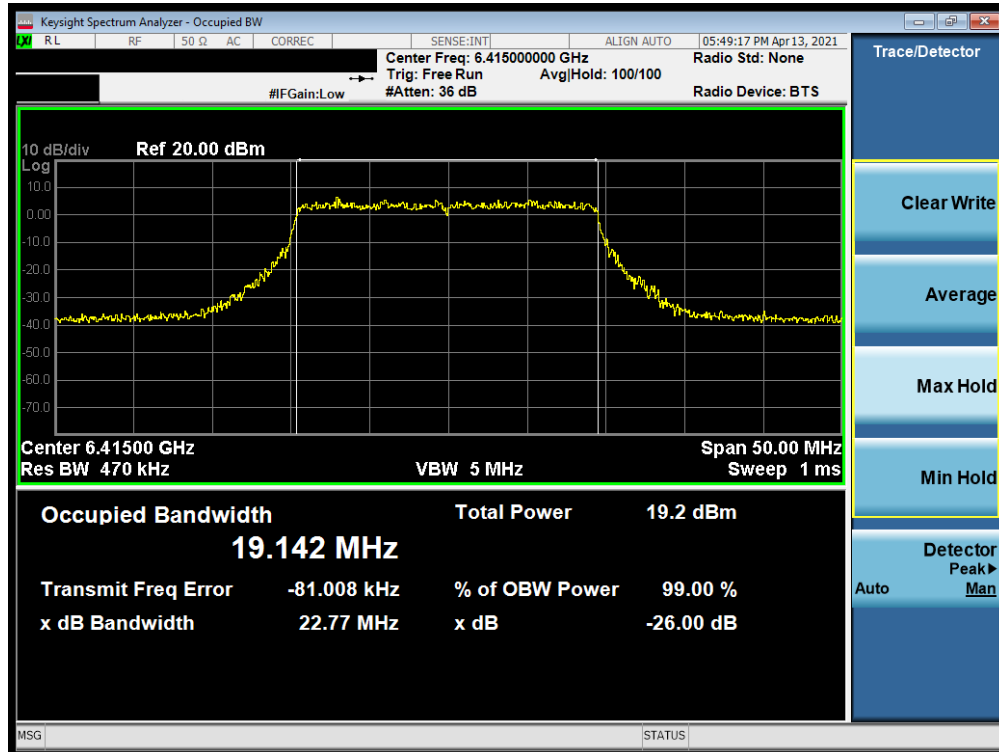


Plot 7-107. 26dB Bandwidth Plot MIMO ANT2 (20MHz BW 802.11ax (Full Tones) UNII Band 5) – Ch. 2)

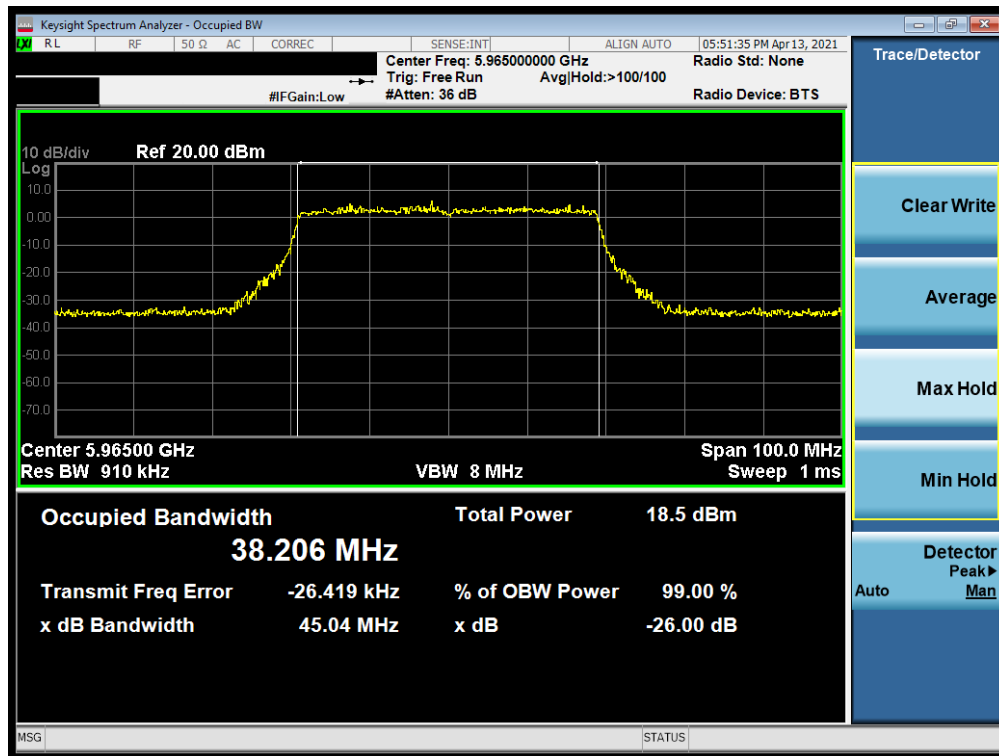


Plot 7-108. 26dB Bandwidth Plot MIMO ANT2 (20MHz BW 802.11ax (Full Tones) (UNII Band 5) – Ch. 45)

FCC ID: A3LSMF926B	PCTEST Proud to be part of element	MEASUREMENT REPORT (CERTIFICATION)	SAMSUNG	Approved by: Quality Manager
Test Report S/N: 1M2104190044-18-R2.A3L	Test Dates: 03/26 – 06/04/2021	EUT Type: Portable Handset		Page 71 of 281

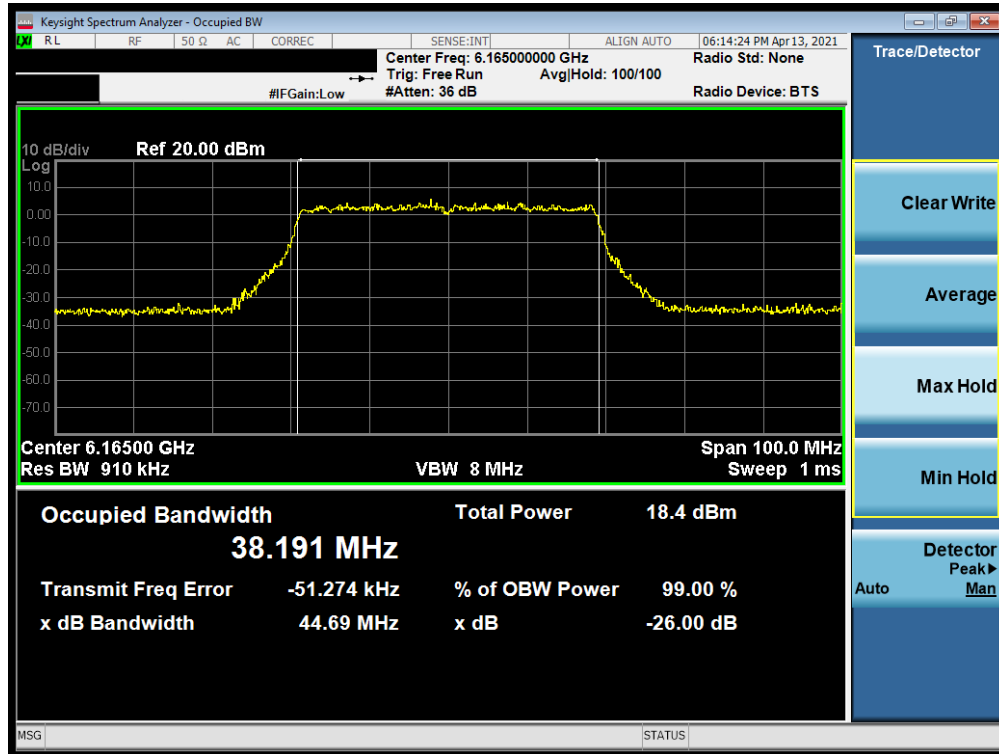


Plot 7-109. 26dB Bandwidth Plot MIMO ANT2 (20MHz BW 802.11ax (Full Tones) UNII Band 5) – Ch. 93)

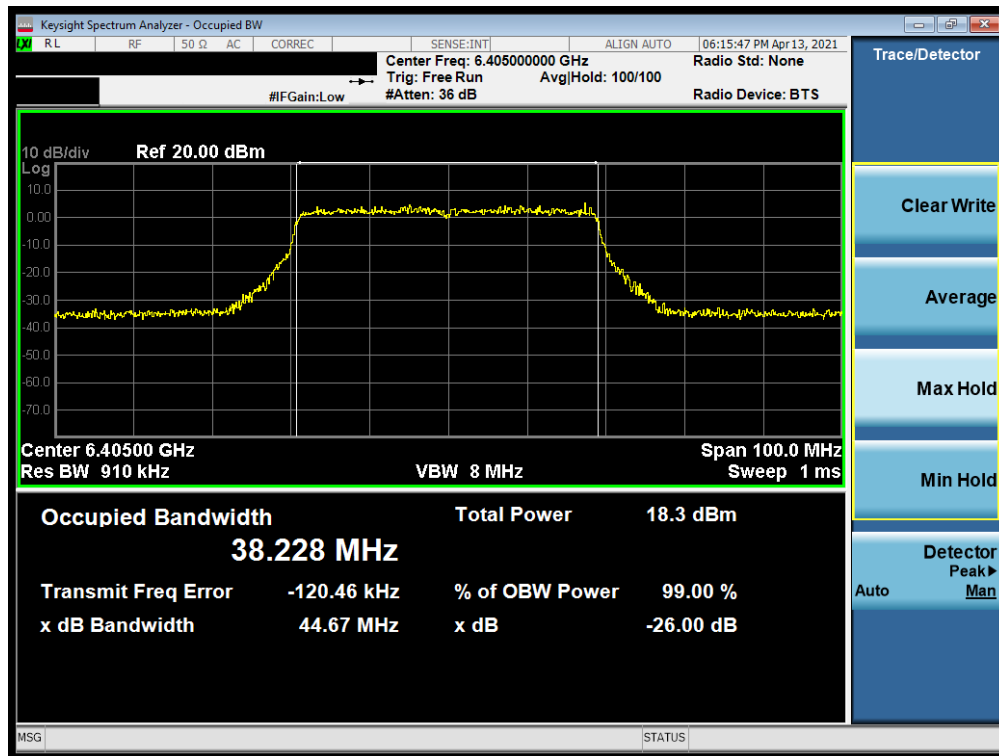


Plot 7-110. 26dB Bandwidth Plot MIMO ANT2 (40MHz BW 802.11ax (Full Tones) (UNII Band 5) – Ch. 3)

FCC ID: A3LSMF926B	PCTEST Proud to be part of element	MEASUREMENT REPORT (CERTIFICATION)	SAMSUNG	Approved by: Quality Manager
Test Report S/N: 1M2104190044-18-R2.A3L	Test Dates: 03/26 – 06/04/2021	EUT Type: Portable Handset		Page 72 of 281

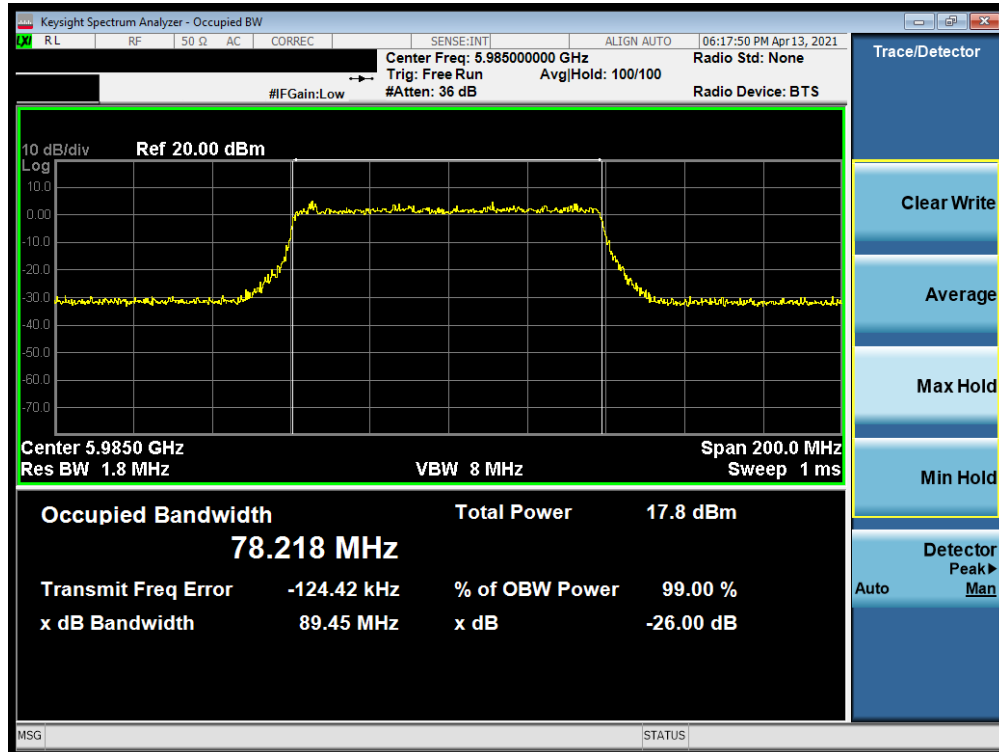


Plot 7-111. 26dB Bandwidth Plot MIMO ANT2 (40MHz BW 802.11ax (Full Tones) (UNII Band 5) – Ch. 43)

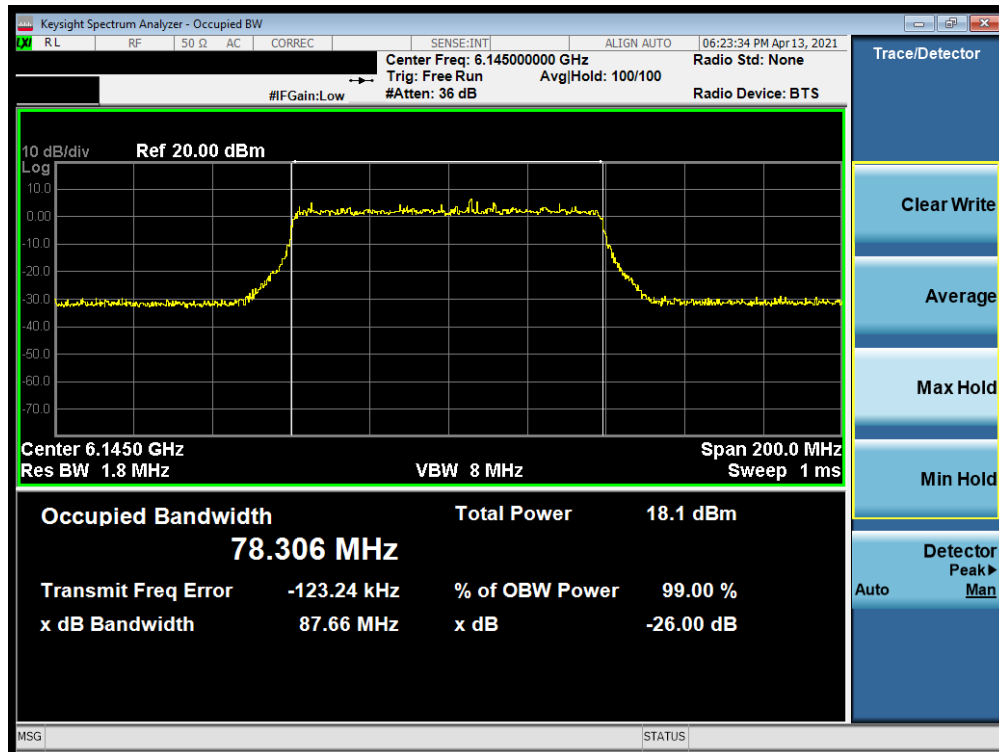


Plot 7-112. 26dB Bandwidth Plot MIMO ANT2 (40MHz BW 802.11ax (Full Tones) (UNII Band 5) – Ch. 91)

FCC ID: A3LSMF926B	PCTEST Proud to be part of element	MEASUREMENT REPORT (CERTIFICATION)	SAMSUNG	Approved by: Quality Manager
Test Report S/N: 1M2104190044-18-R2.A3L	Test Dates: 03/26 – 06/04/2021	EUT Type: Portable Handset		Page 73 of 281

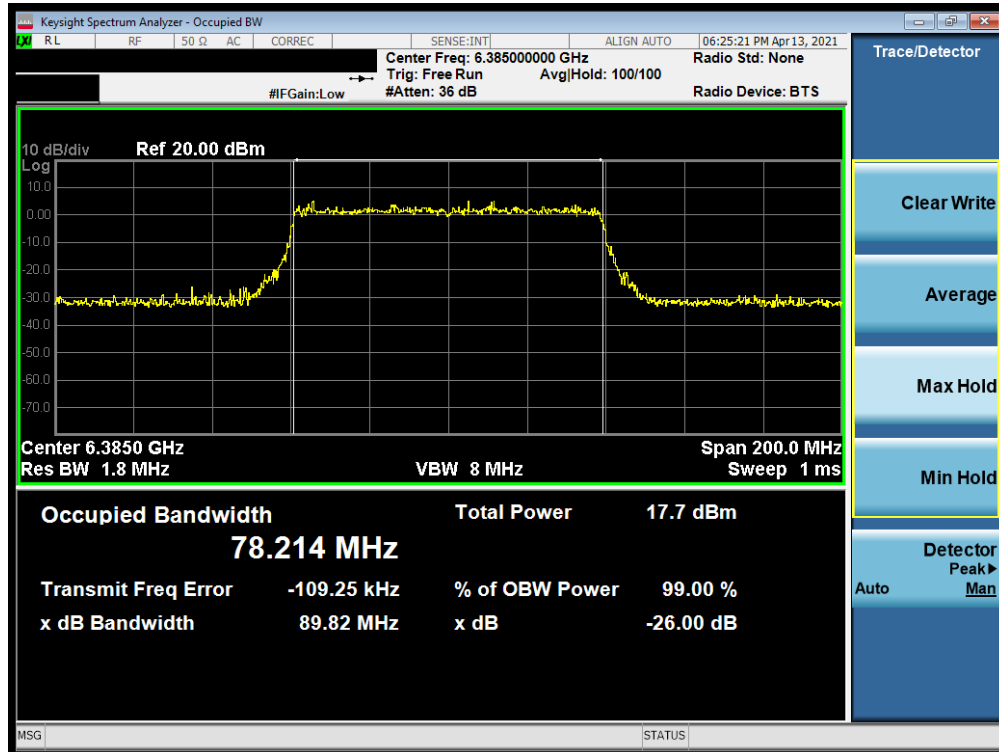


Plot 7-113. 26dB Bandwidth Plot MIMO ANT2 (80MHz BW 802.11ax (Full Tones) (UNII Band 5) – Ch. 7)

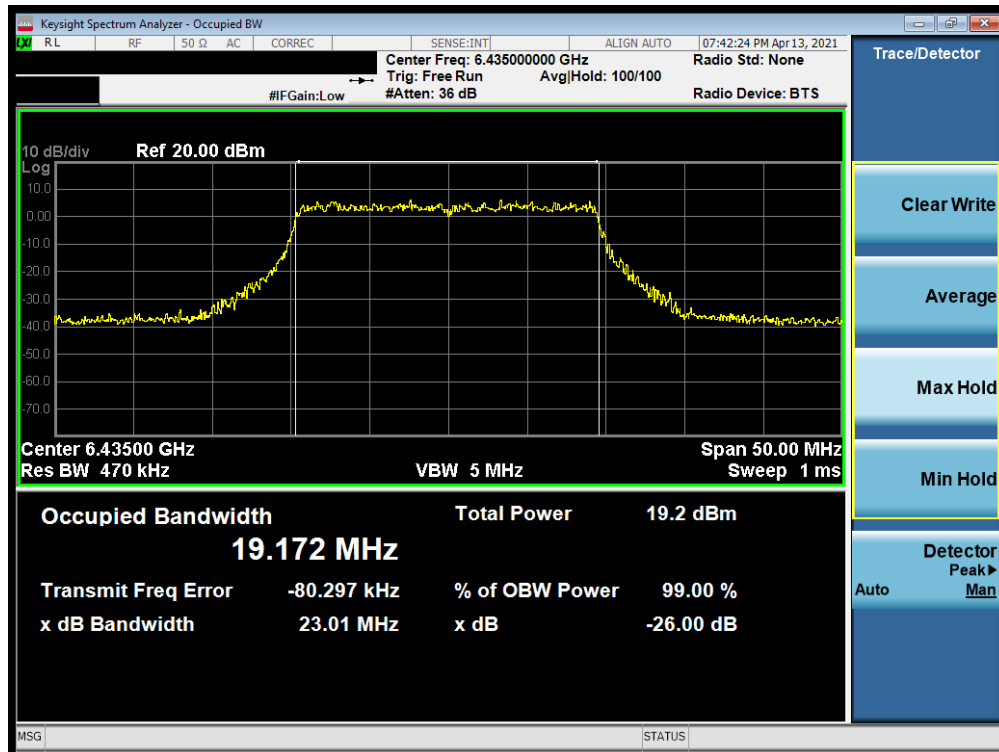


Plot 7-114. 26dB Bandwidth Plot MIMO ANT2 (80MHz BW 802.11ax (Full Tones) (UNII Band 5) – Ch. 39)

FCC ID: A3LSMF926B	PCTEST Proud to be part of element	MEASUREMENT REPORT (CERTIFICATION)	SAMSUNG	Approved by: Quality Manager
Test Report S/N: 1M2104190044-18-R2.A3L	Test Dates: 03/26 – 06/04/2021	EUT Type: Portable Handset		Page 74 of 281

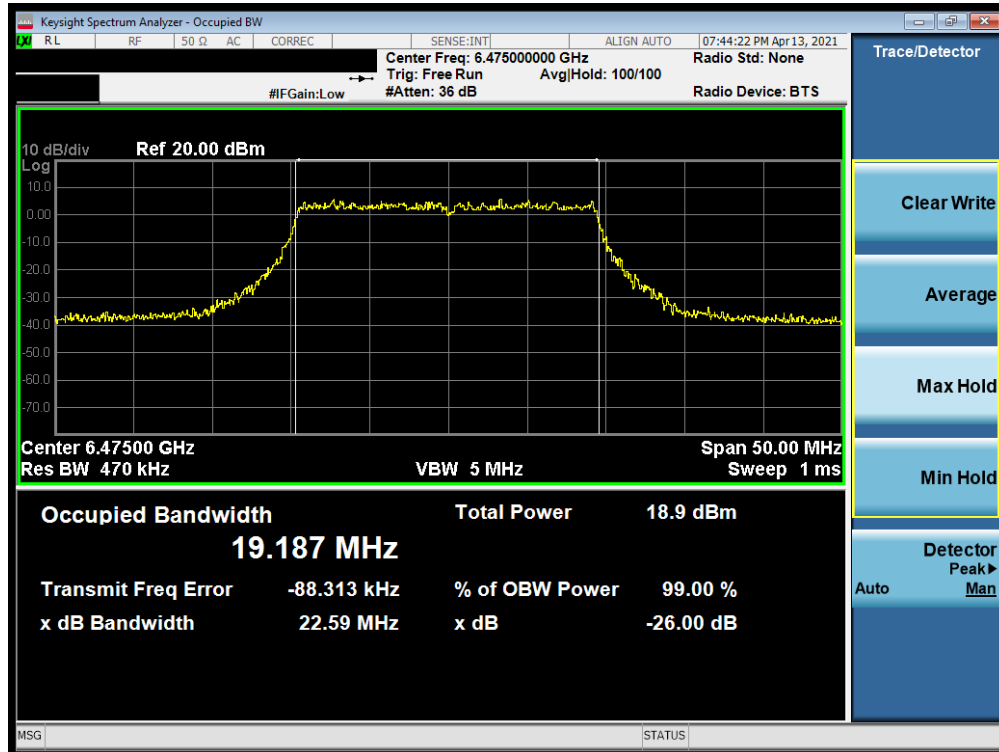


Plot 7-115. 26dB Bandwidth Plot MIMO ANT2 (80MHz BW 802.11ax (Full Tones) (UNII Band 5) – Ch. 87)

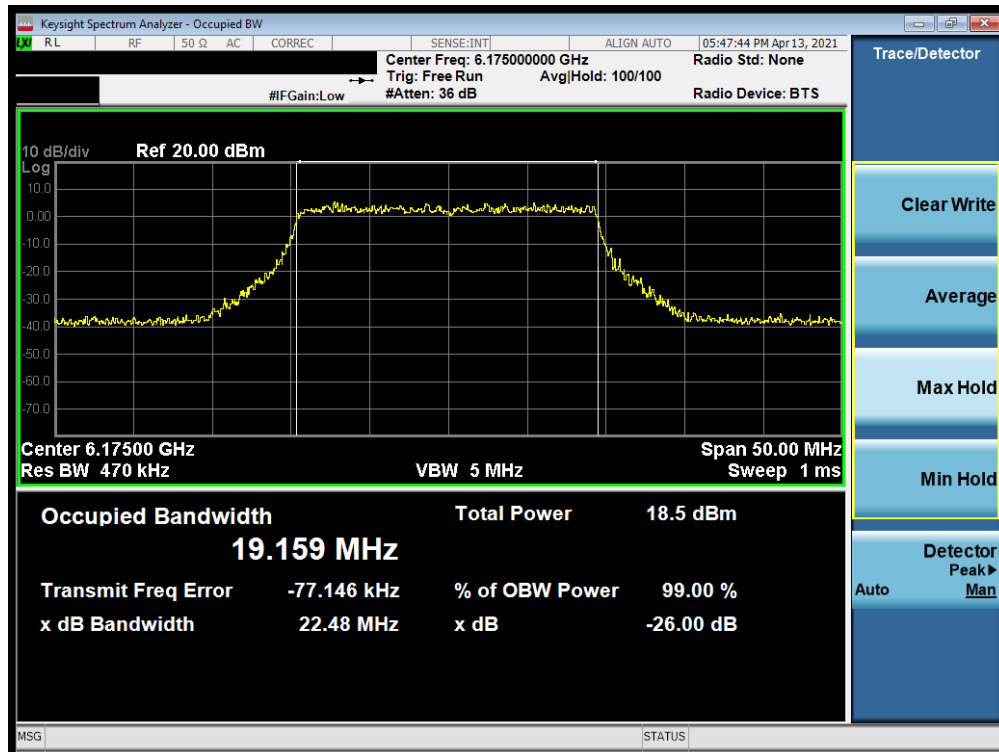


Plot 7-116. 26dB Bandwidth Plot MIMO ANT2 (20MHz BW 802.11ax (Full Tones) (UNII Band 6) – Ch. 97)

FCC ID: A3LSMF926B	PCTEST Proud to be part of element	MEASUREMENT REPORT (CERTIFICATION)	SAMSUNG	Approved by: Quality Manager
Test Report S/N: 1M2104190044-18-R2.A3L	Test Dates: 03/26 – 06/04/2021	EUT Type: Portable Handset		Page 75 of 281

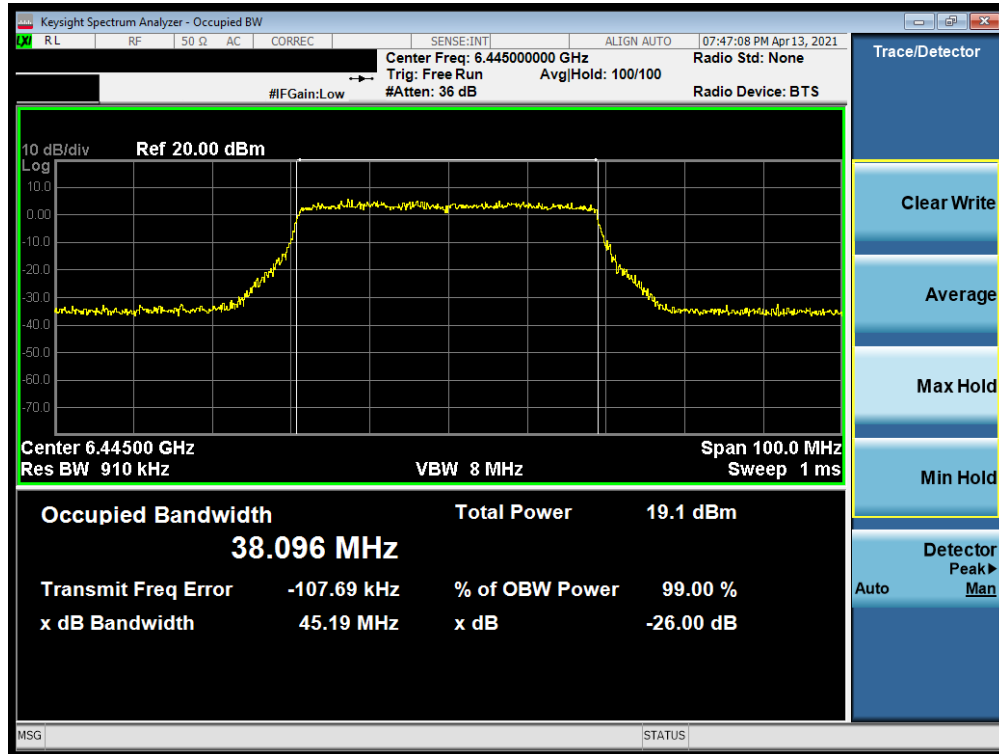


Plot 7-117. 26dB Bandwidth Plot MIMO ANT2 (20MHz BW 802.11ax (Full Tones) (UNII Band 6) – Ch. 105)

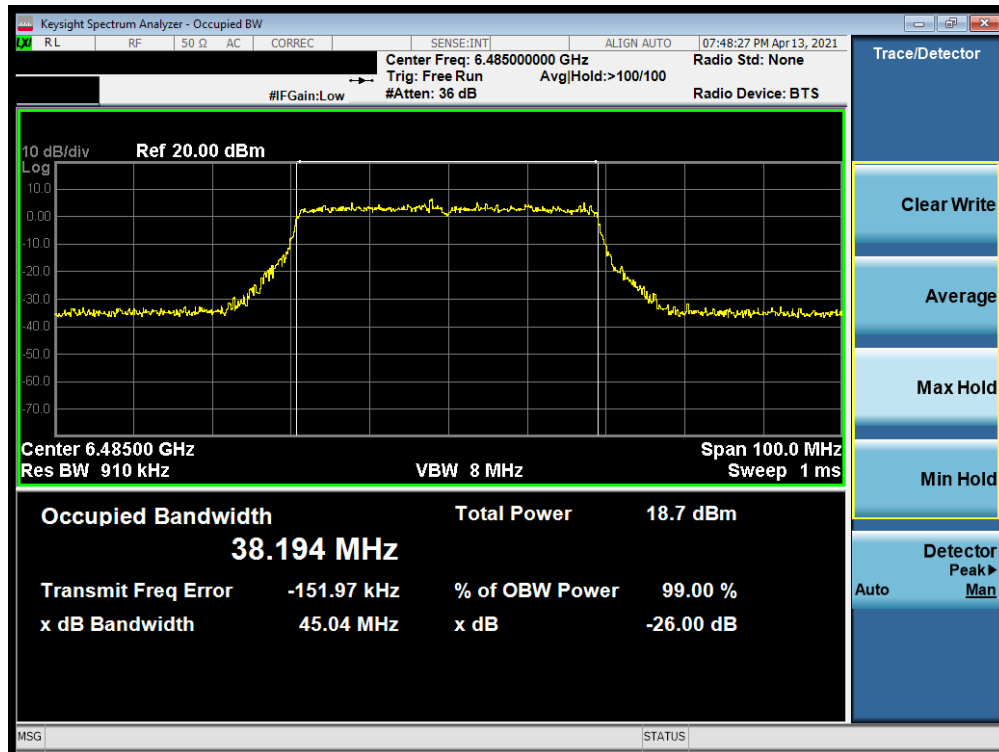


Plot 7-118. 26dB Bandwidth Plot MIMO ANT2 (20MHz BW 802.11ax (Full Tones) (UNII Band 6) – Ch. 113)

FCC ID: A3LSMF926B		MEASUREMENT REPORT (CERTIFICATION)		Approved by: Quality Manager
Test Report S/N: 1M2104190044-18-R2.A3L	Test Dates: 03/26 – 06/04/2021	EUT Type: Portable Handset		Page 76 of 281

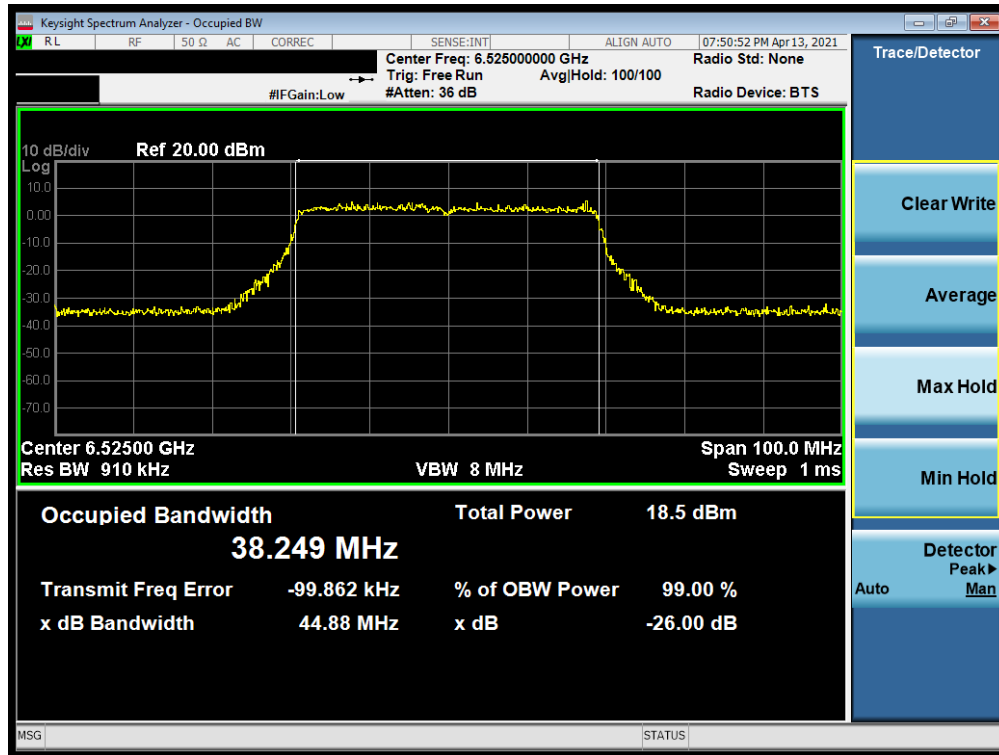


Plot 7-119. 26dB Bandwidth Plot MIMO ANT2 (40MHz BW 802.11ax (Full Tones) (UNII Band 6) – Ch. 99)

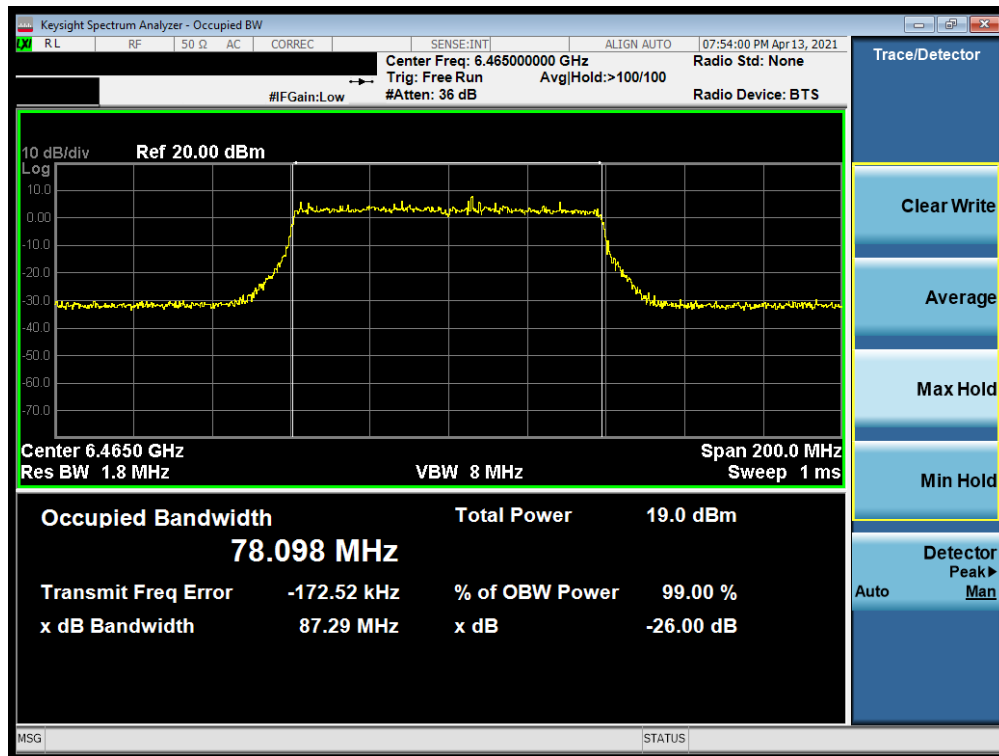


Plot 7-120. 26dB Bandwidth Plot MIMO ANT2 (40MHz BW 802.11ax (Full Tones) (UNII Band 6) – Ch. 107)

FCC ID: A3LSMF926B	PCTEST Proud to be part of element	MEASUREMENT REPORT (CERTIFICATION)	SAMSUNG	Approved by: Quality Manager
Test Report S/N: 1M2104190044-18-R2.A3L	Test Dates: 03/26 – 06/04/2021	EUT Type: Portable Handset		Page 77 of 281

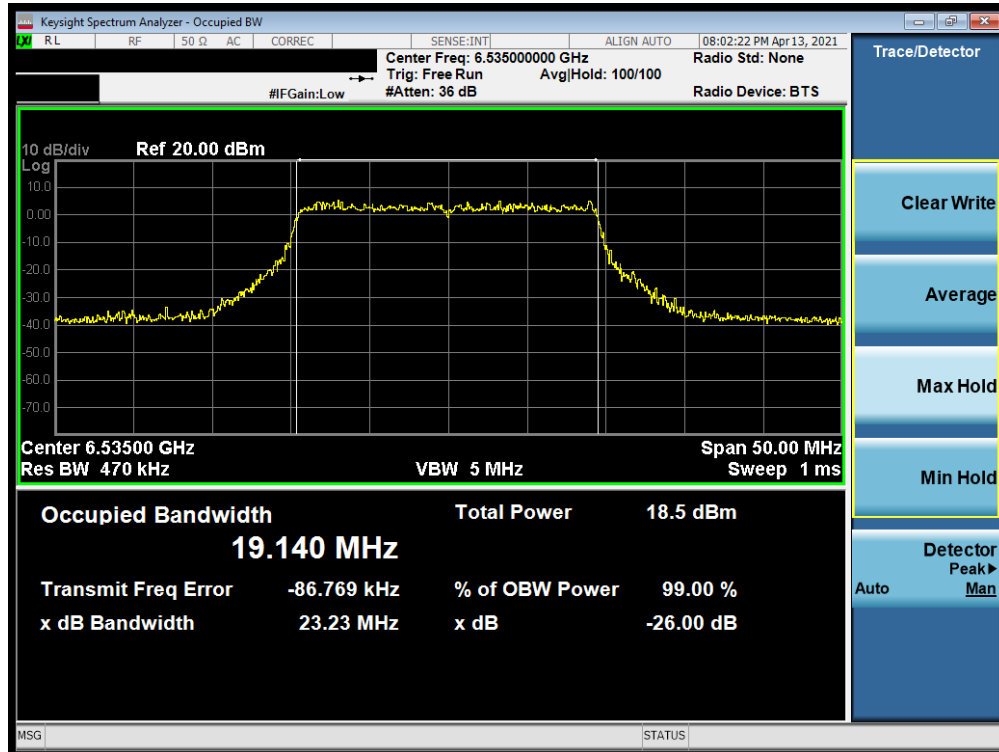


Plot 7-121. 26dB Bandwidth Plot MIMO ANT2 (40MHz BW 802.11ax (Full Tones) (UNII Band 6) – Ch. 115)

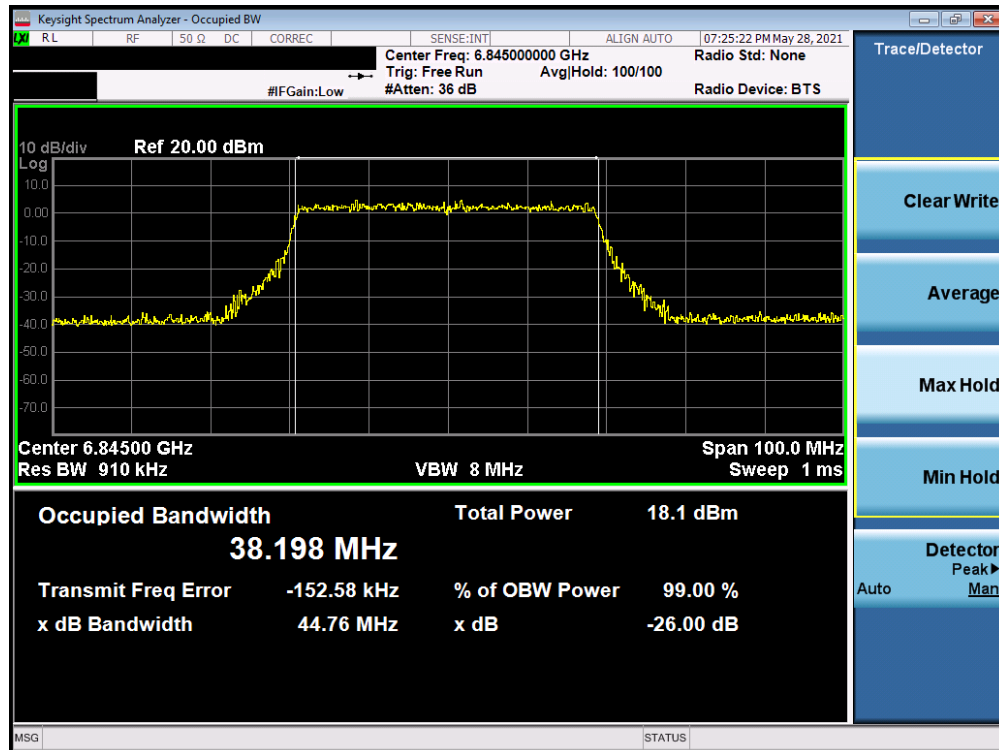


Plot 7-122. 26dB Bandwidth Plot MIMO ANT2 (80MHz BW 802.11ax (Full Tones) (UNII Band 6) – Ch. 103)

FCC ID: A3LSMF926B	PCTEST Proud to be part of element	MEASUREMENT REPORT (CERTIFICATION)	SAMSUNG	Approved by: Quality Manager
Test Report S/N: 1M2104190044-18-R2.A3L	Test Dates: 03/26 – 06/04/2021	EUT Type: Portable Handset		Page 78 of 281

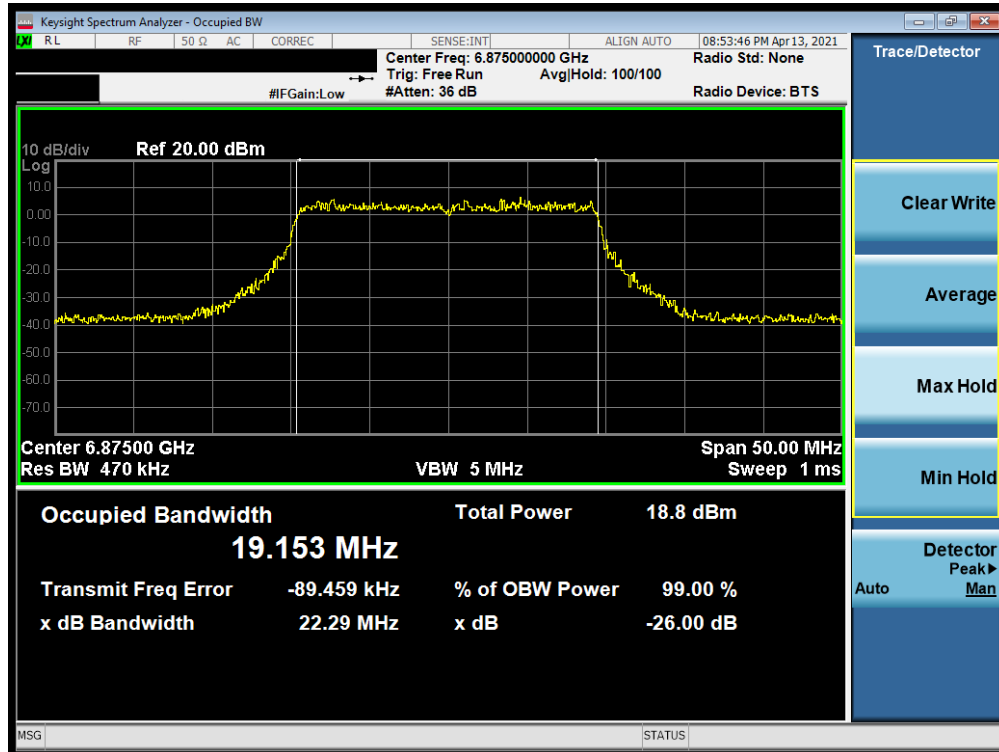


Plot 7-123. 26dB Bandwidth Plot MIMO ANT2 (20MHz BW 802.11ax (Full Tones) (UNII Band 7) – Ch. 117)

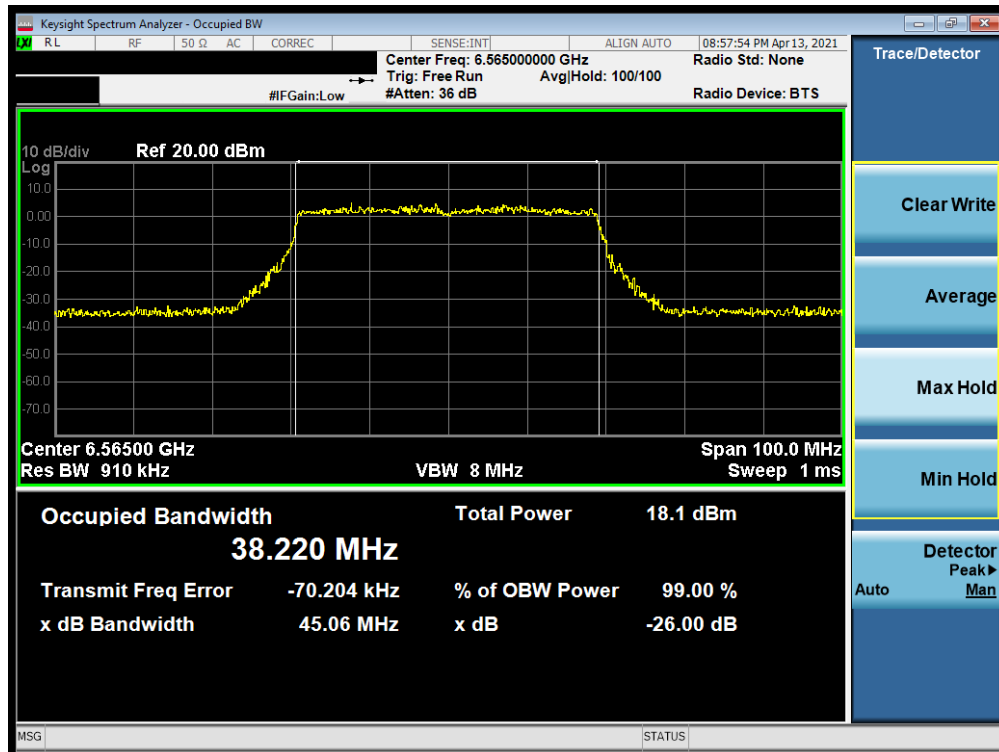


Plot 7-124. 26dB Bandwidth Plot MIMO ANT2 (20MHz BW 802.11ax (Full Tones) (UNII Band 7) – Ch. 149)

FCC ID: A3LSMF926B	PCTEST Proud to be part of element	MEASUREMENT REPORT (CERTIFICATION)	SAMSUNG	Approved by: Quality Manager
Test Report S/N: 1M2104190044-18-R2.A3L	Test Dates: 03/26 – 06/04/2021	EUT Type: Portable Handset		Page 79 of 281

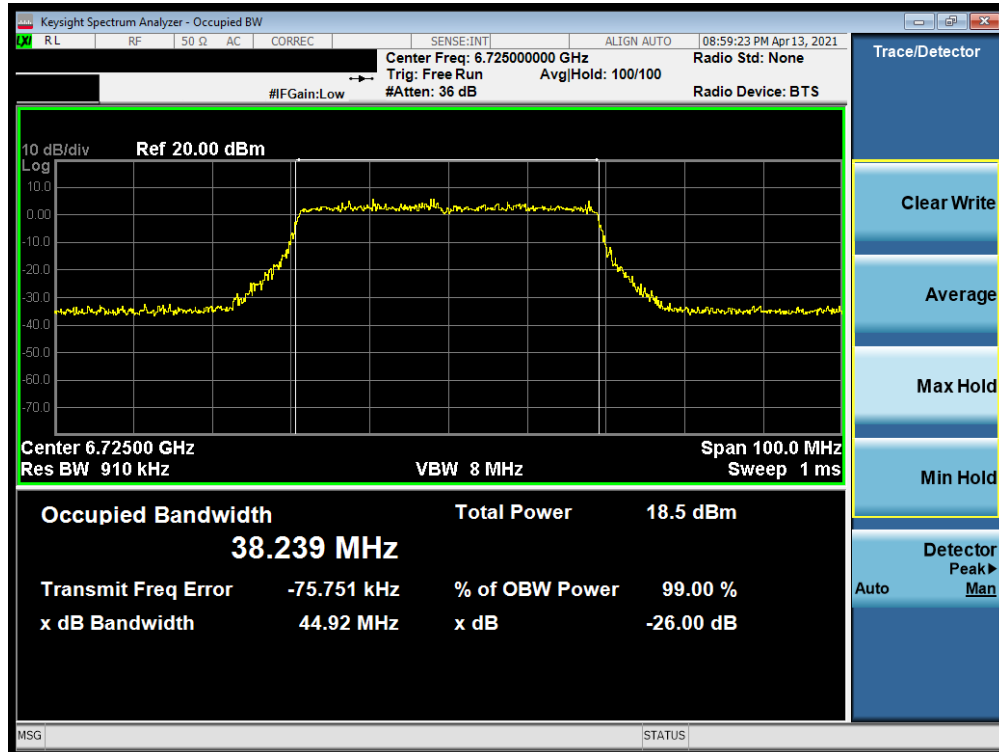


Plot 7-125. 26dB Bandwidth Plot MIMO ANT2 (20MHz BW 802.11ax (Full Tones) (UNII Band 7) – Ch. 185)

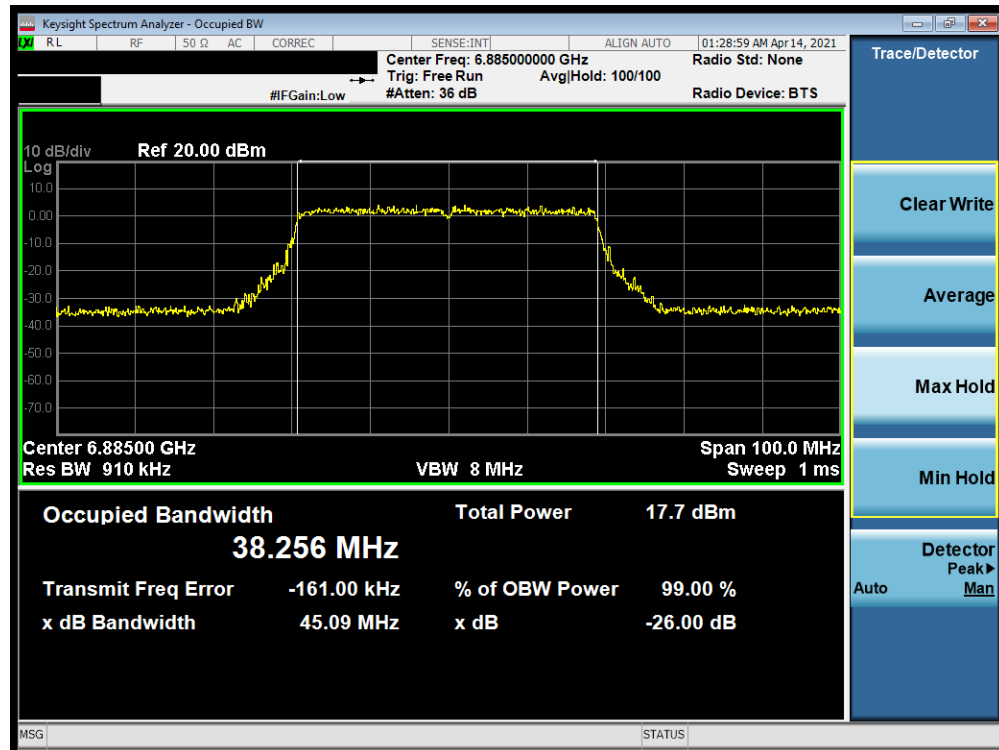


Plot 7-126. 26dB Bandwidth Plot MIMO ANT2 (40MHz BW 802.11ax (Full Tones) (UNII Band 7) – Ch. 123)

FCC ID: A3LSMF926B	PCTEST Proud to be part of element	MEASUREMENT REPORT (CERTIFICATION)	SAMSUNG	Approved by: Quality Manager
Test Report S/N: 1M2104190044-18-R2.A3L	Test Dates: 03/26 – 06/04/2021	EUT Type: Portable Handset		Page 80 of 281

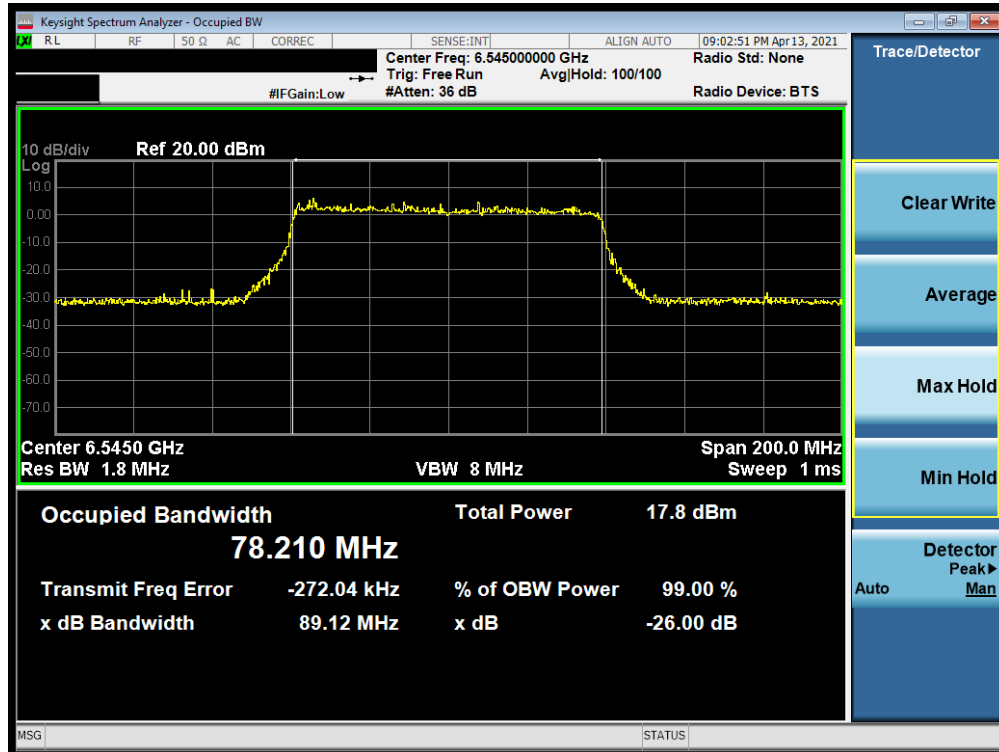


Plot 7-127. 26dB Bandwidth Plot MIMO ANT2 (40MHz BW 802.11ax (Full Tones) (UNII Band 7) – Ch. 155)

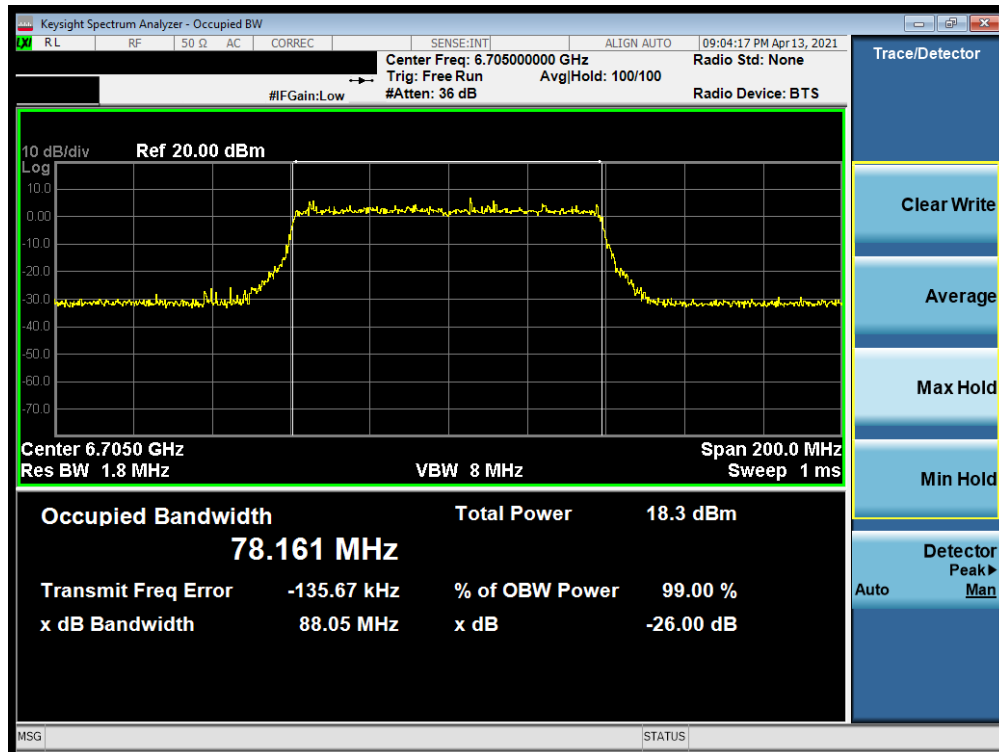


Plot 7-128. 26dB Bandwidth Plot MIMO ANT2 (40MHz BW 802.11ax (Full Tones) (UNII Band 7) – Ch. 179)

FCC ID: A3LSMF926B	PCTEST Proud to be part of element	MEASUREMENT REPORT (CERTIFICATION)	SAMSUNG	Approved by: Quality Manager
Test Report S/N: 1M2104190044-18-R2.A3L	Test Dates: 03/26 – 06/04/2021	EUT Type: Portable Handset		Page 81 of 281

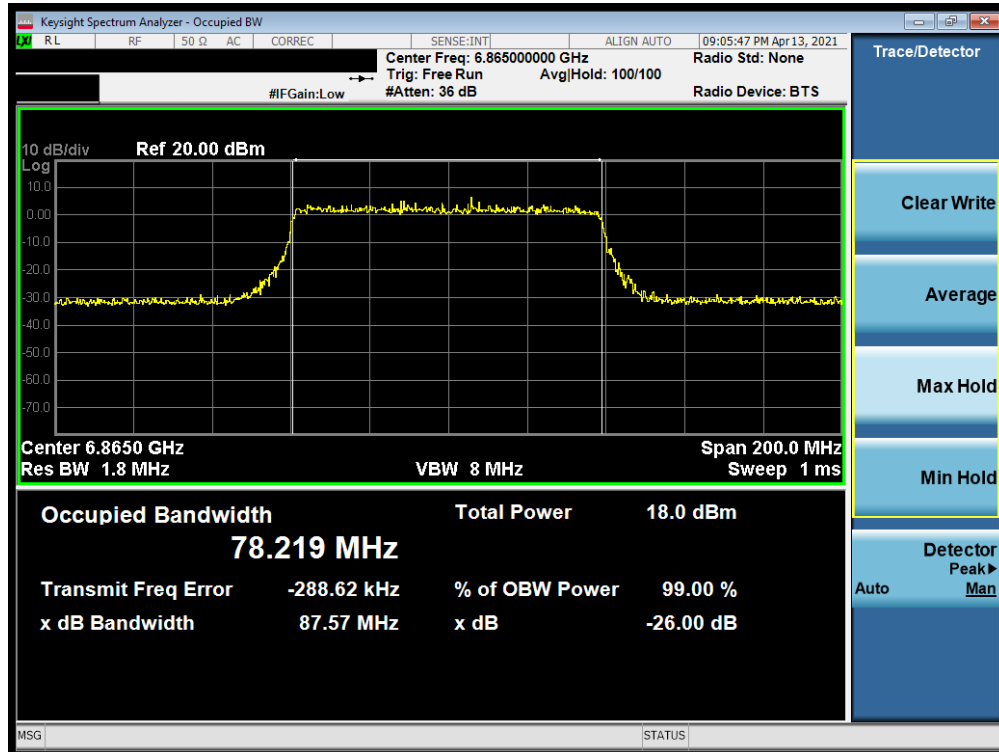


Plot 7-129. 26dB Bandwidth Plot MIMO ANT2 (80MHz BW 802.11ax (Full Tones) (UNII Band 7) – Ch. 119)

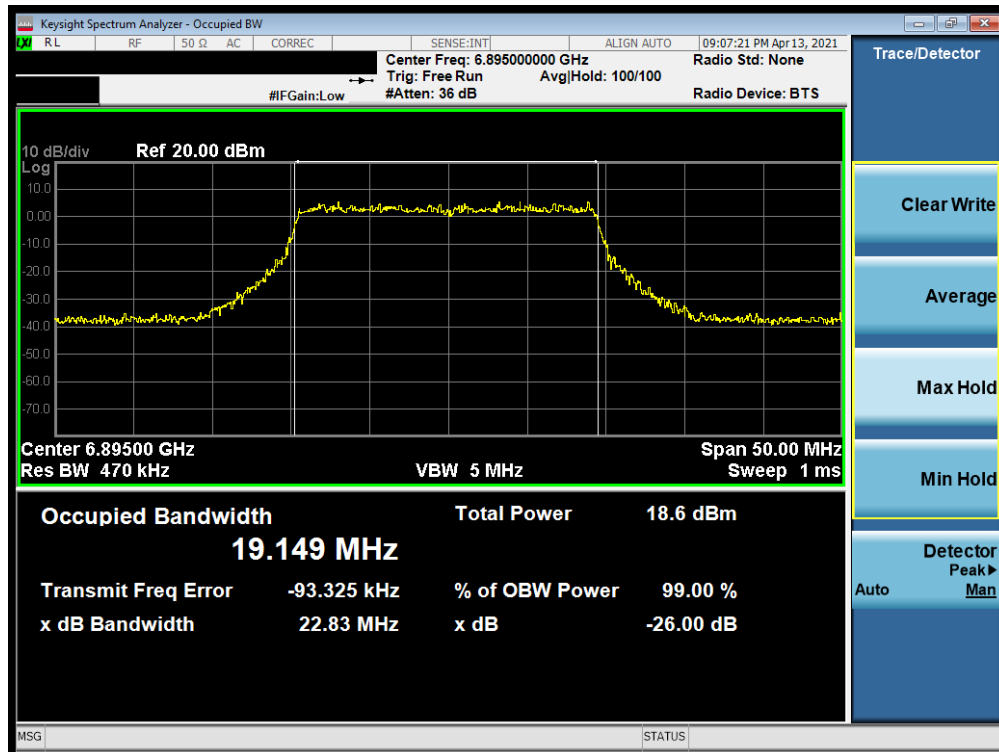


Plot 7-130. 26dB Bandwidth Plot MIMO ANT2 (80MHz BW 802.11ax (Full Tones) (UNII Band 7) – Ch. 151)

FCC ID: A3LSMF926B	PCTEST Proud to be part of element	MEASUREMENT REPORT (CERTIFICATION)	SAMSUNG	Approved by: Quality Manager
Test Report S/N: 1M2104190044-18-R2.A3L	Test Dates: 03/26 – 06/04/2021	EUT Type: Portable Handset		Page 82 of 281

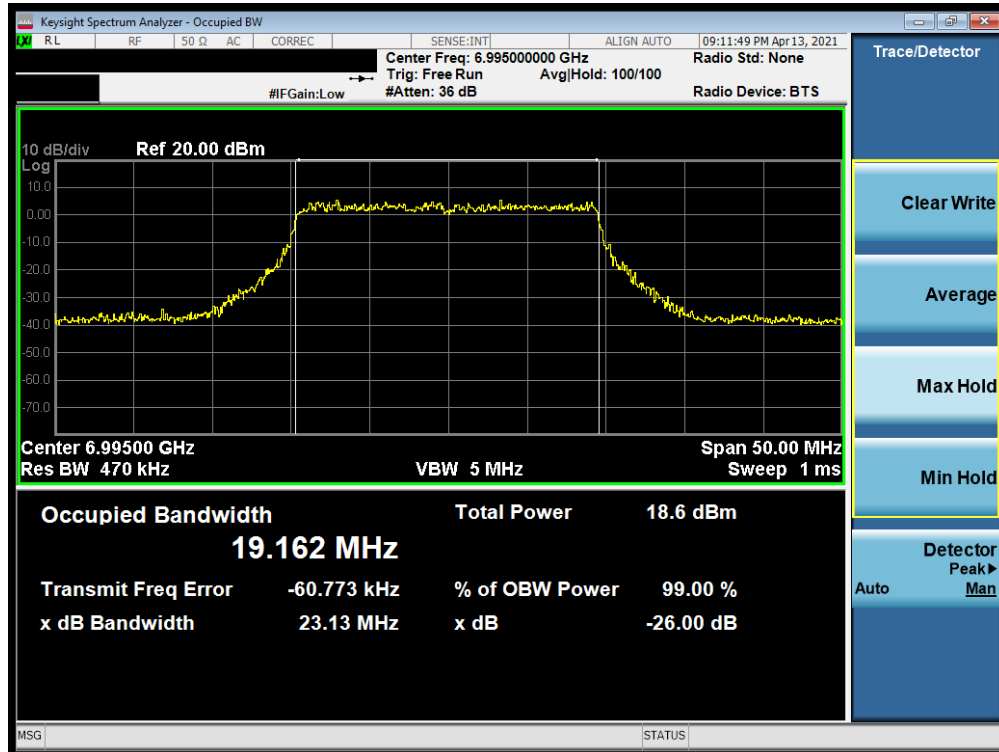


Plot 7-131. 26dB Bandwidth Plot MIMO ANT2 (80MHz BW 802.11ax (Full Tones) (UNII Band 7) – Ch. 183)

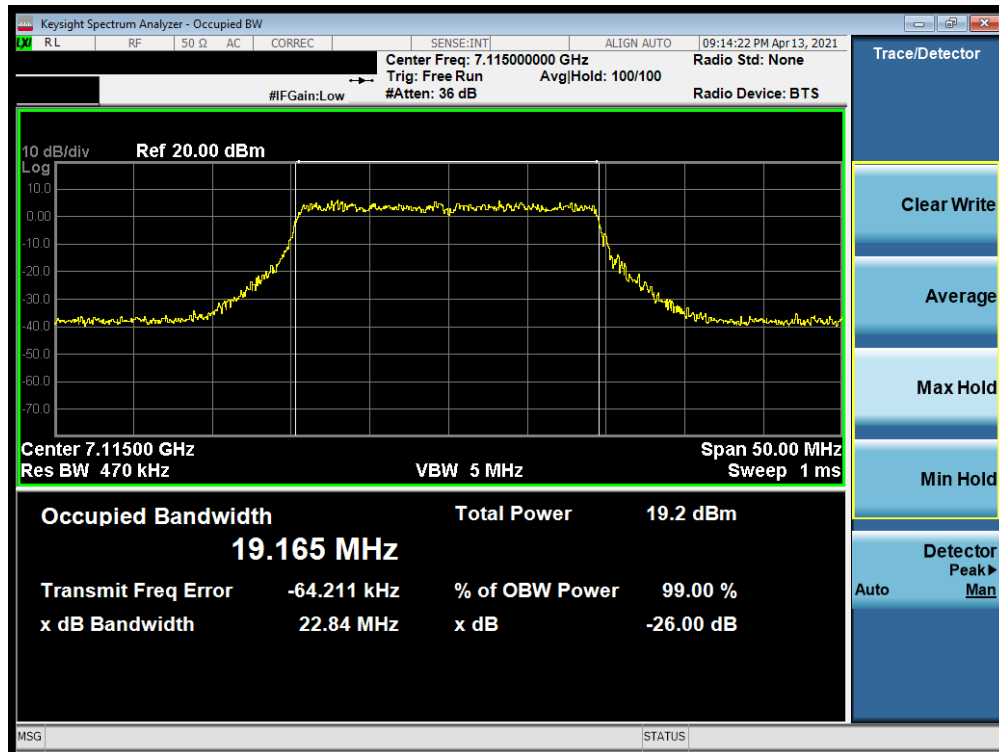


Plot 7-132. 26dB Bandwidth Plot MIMO ANT2 (20MHz BW 802.11ax (Full Tones) (UNII Band 8) – Ch. 189)

FCC ID: A3LSMF926B	PCTEST Proud to be part of element	MEASUREMENT REPORT (CERTIFICATION)	SAMSUNG	Approved by: Quality Manager
Test Report S/N: 1M2104190044-18-R2.A3L	Test Dates: 03/26 – 06/04/2021	EUT Type: Portable Handset		Page 83 of 281



Plot 7-133. 26dB Bandwidth Plot MIMO ANT2 (20MHz BW 802.11ax (Full Tones) (UNII Band 8) – Ch. 209)



Plot 7-134. 26dB Bandwidth Plot MIMO ANT2 (20MHz BW 802.11ax (Full Tones) (UNII Band 8) – Ch. 233)

FCC ID: A3LSMF926B	PCTEST Proud to be part of element	MEASUREMENT REPORT (CERTIFICATION)	SAMSUNG	Approved by: Quality Manager
Test Report S/N: 1M2104190044-18-R2.A3L	Test Dates: 03/26 – 06/04/2021	EUT Type: Portable Handset		Page 84 of 281