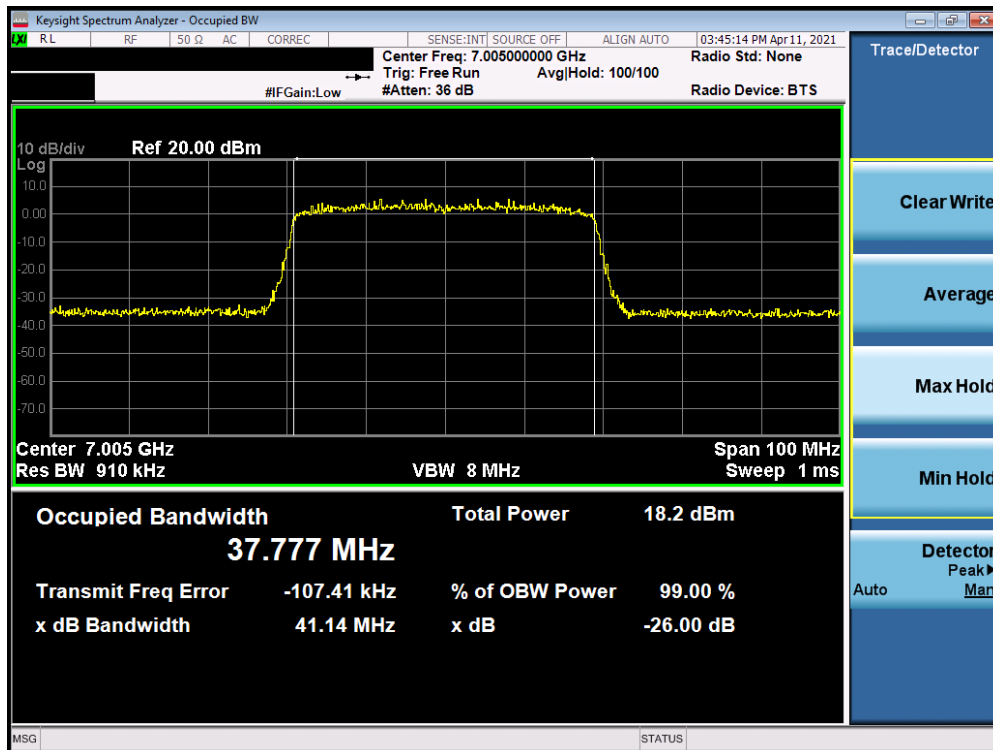
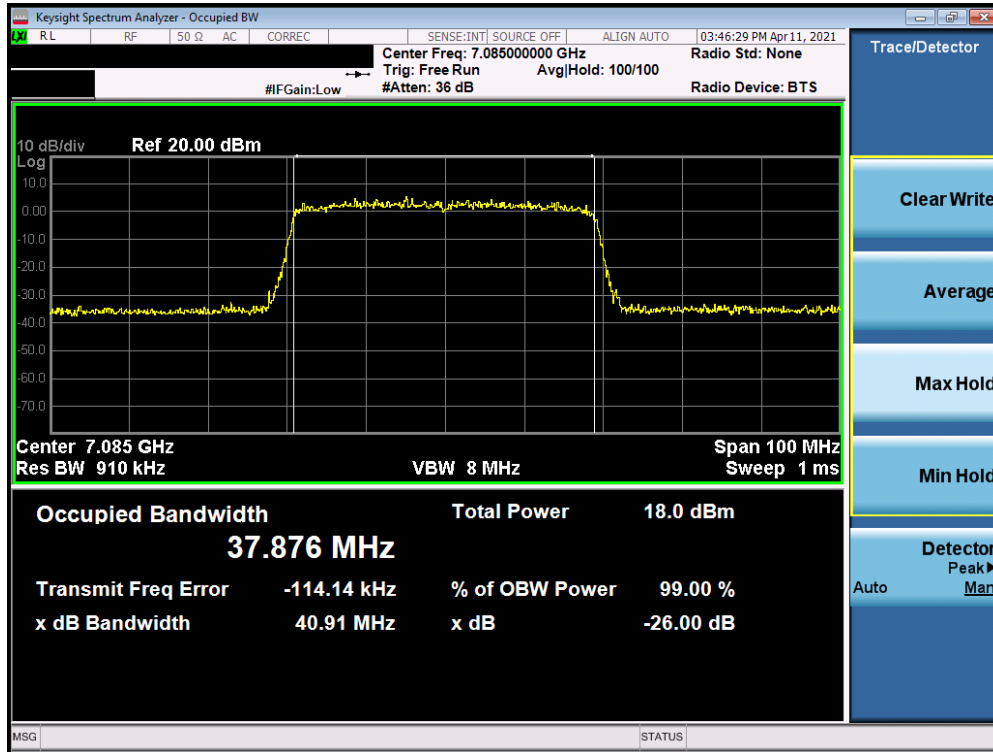


Plot 7-111. 26dB Bandwidth Plot MIMO ANT2 (40MHz 802.11ax (UNII Band 8) – Ch. 187)

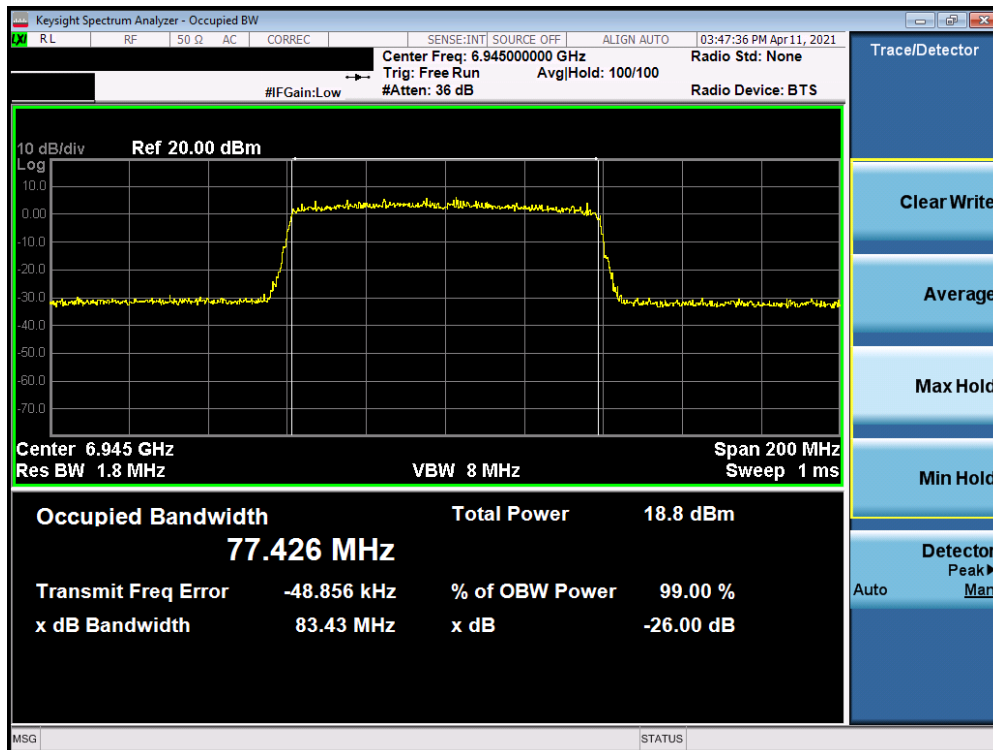


Plot 7-112. 26dB Bandwidth Plot MIMO ANT2 (40MHz 802.11ax (UNII Band 8) – Ch. 211)

FCC ID: A3LSMF926B	<b>PCTEST</b> Proud to be part of element	MEASUREMENT REPORT (CERTIFICATION)	<b>SAMSUNG</b>	Approved by: Quality Manager
Test Report S/N: 1M2104190044-15-R2.A3L	Test Dates: 03/26 – 06/08/2021	EUT Type: Portable Handset		Page 75 of 261

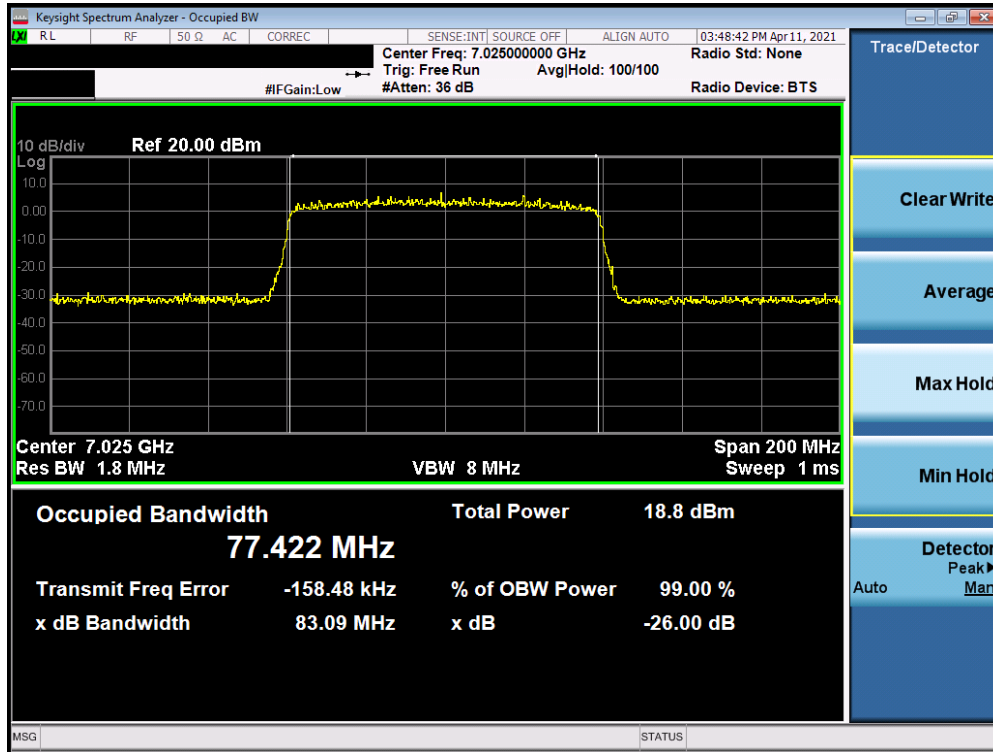


Plot 7-113. 26dB Bandwidth Plot MIMO ANT2 (40MHz 802.11ax (UNII Band 8) – Ch. 227)

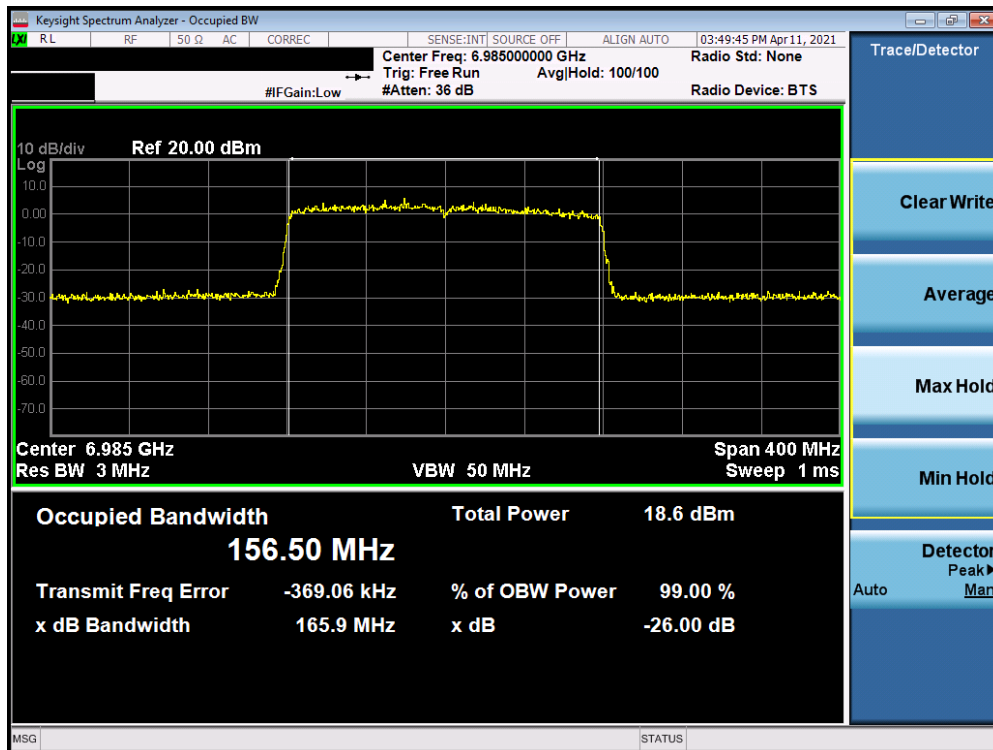


Plot 7-114. 26dB Bandwidth Plot MIMO ANT2 (80MHz 802.11ax (UNII Band 8) – Ch. 199)

FCC ID: A3LSMF926B		MEASUREMENT REPORT (CERTIFICATION)		Approved by: Quality Manager
Test Report S/N: 1M2104190044-15-R2.A3L	Test Dates: 03/26 – 06/08/2021	EUT Type: Portable Handset		Page 76 of 261



Plot 7-115. 26dB Bandwidth Plot MIMO ANT2 (80MHz 802.11ax (UNII Band 8) – Ch. 215)



Plot 7-116. 26dB Bandwidth Plot MIMO ANT2 (160MHz 802.11ax (UNII Band 8) – Ch. 207)

FCC ID: A3LSMF926B		MEASUREMENT REPORT (CERTIFICATION)		Approved by: Quality Manager
Test Report S/N: 1M2104190044-15-R2.A3L	Test Dates: 03/26 – 06/08/2021	EUT Type: Portable Handset		Page 77 of 261

### 7.3 UNII Output Power Measurement – 802.11a/ax § 2.1046, §15.407(a)(11), §15.407(a)(8)

#### Test Overview and Limits

A transmitter antenna terminal of the EUT is connected to the input of an RF pulse power sensor. Measurement is made using a broadband average power meter while the EUT is operating at its maximum duty cycle, at its maximum power control level, as defined in ANSI C63.10-2013 and KDB 789033 D02 v02r01, and at the appropriate frequencies.

#### Test Procedure Used

ANSI C63.10-2013 – Section 12.3.3.2 Method PM-G  
KDB 789033 D02 v02r01 – Section E)3)b) Method PM-G  
ANSI C63.10-2013 – Section 14.2 Measure-and-Sum Technique  
KDB 662911 v02r01 – Section E)1) Measure-and-Sum Technique

#### Test Settings

Average power measurements were performed only when the EUT was transmitting at its maximum power control level using a broadband power meter with a pulse sensor. The power meter implemented triggering and gating capabilities which were set up such that power measurements were recorded only during the ON time of the transmitter. The trace was averaged over 100 traces to obtain the final measured average power.

#### Test Setup

The EUT and measurement equipment were set up as shown in the diagram below.



**Figure 7-2. Test Instrument & Measurement Setup**

#### Test Notes

None.

FCC ID: A3LSMF926B	<b>PCTEST</b> Proud to be part of element	MEASUREMENT REPORT (CERTIFICATION)	<b>SAMSUNG</b>	Approved by: Quality Manager
Test Report S/N: 1M2104190044-15-R2.A3L	Test Dates: 03/26 – 06/08/2021	EUT Type: Portable Handset		Page 78 of 261

## SISO Antenna-1 Maximum Conducted Output Power Measurements

6GHz (20MHz Bandwidth)	6GHz (20MHz) Conducted Power [dBm]						
	Freq [MHz]	Channel	IEEE Transmission Mode				
			802.11a				
			Average	Ant. Gain dBi	Max e.i.r.p [dBm]	Max e.i.r.p Limit [dBm]	e.i.r.p Margin [dB]
	5935	2	10.49	-8.61	1.88	24.00	-22.12
	6075	25	10.37	-8.61	1.76	24.00	-22.24
	6175	45	10.30	-8.61	1.69	24.00	-22.31
	6275	65	10.25	-8.61	1.64	24.00	-22.36
	6415	93	10.49	-8.61	1.88	24.00	-22.12
	6435	97	10.48	-14.66	-4.18	24.00	-28.18
	6475	105	10.19	-14.66	-4.47	24.00	-28.47
	6515	113	10.15	-14.66	-4.51	24.00	-28.51
	6535	117	10.49	-10.19	0.30	24.00	-23.70
	6675	145	10.49	-10.19	0.30	24.00	-23.70
	6695	149	10.49	-10.19	0.30	24.00	-23.70
	6875	185	10.44	-10.19	0.25	24.00	-23.75
	6895	189	10.44	-9.69	0.75	24.00	-23.25
	6995	209	10.23	-9.69	0.54	24.00	-23.46
	7115	233	10.24	-9.69	0.55	24.00	-23.45

Table 7-2. SISO ANT1 20MHz BW 802.11a (UNII) Maximum Conducted Output Power

FCC ID: A3LSMF926B		MEASUREMENT REPORT (CERTIFICATION)		Approved by: Quality Manager
Test Report S/N: 1M2104190044-15-R2.A3L	Test Dates: 03/26 – 06/08/2021	EUT Type: Portable Handset		Page 79 of 261

## MIMO Maximum Conducted Output Power Measurements

6GHz (20MHz Bandwidth)	6GHz (20MHz) 802.11a Conducted Power [dBm]								
	Freq [MHz]	Channel	ANT1	ANT2	MIMO	Directional Ant. Gain dBi	Max e.i.r.p [dBm]	Max e.i.r.p Limit [dBm]	e.i.r.p Margin [dB]
	5935	2	10.49	10.29	13.40	-3.35	10.05	24.00	-13.95
	6075	25	10.24	9.83	13.05	-3.35	9.70	24.00	-14.30
	6175	45	10.28	10.08	13.19	-3.35	9.84	24.00	-14.16
	6275	65	10.25	9.93	13.10	-3.35	9.75	24.00	-14.25
	6415	93	10.42	10.49	13.47	-3.35	10.12	24.00	-13.88
	6435	97	10.38	10.49	13.45	-10.08	3.37	24.00	-20.63
	6475	105	10.16	10.32	13.25	-10.08	3.17	24.00	-20.83
	6515	113	10.12	10.38	13.26	-10.08	3.18	24.00	-20.82
	6535	117	10.45	10.49	13.48	-5.93	7.55	24.00	-16.45
	6675	145	10.47	10.49	13.49	-5.93	7.56	24.00	-16.44
	6695	149	10.32	10.56	13.45	-5.93	7.52	24.00	-16.48
	6875	185	10.26	10.52	13.40	-5.93	7.47	24.00	-16.53
	6895	189	10.31	10.48	13.41	-8.03	5.38	24.00	-18.62
	6995	209	10.28	10.31	13.31	-8.03	5.28	24.00	-18.72
	7115	233	10.2	10.21	13.22	-8.03	5.19	24.00	-18.81

Table 7-3. MIMO 20MHz BW 802.11a (UNII) Maximum Conducted Output Power

6GHz (20MHz Bandwidth)	6GHz (20MHz) 802.11ax Conducted Power [dBm]								
	Freq [MHz]	Channel	ANT1	ANT2	MIMO	Directional Ant. Gain dBi	Max e.i.r.p [dBm]	Max e.i.r.p Limit [dBm]	e.i.r.p Margin [dB]
	5935	2	10.42	10.17	13.31	-3.35	9.96	24.00	-14.04
	6075	25	10.12	9.71	12.93	-3.35	9.58	24.00	-14.42
	6175	45	10.26	10.03	13.16	-3.35	9.81	24.00	-14.19
	6275	65	10.23	9.95	13.10	-3.35	9.75	24.00	-14.25
	6415	93	10.44	10.49	13.48	-3.35	10.13	24.00	-13.87
	6435	97	10.40	10.53	13.48	-10.08	3.40	24.00	-20.60
	6475	105	10.11	10.47	13.30	-10.08	3.22	24.00	-20.78
	6515	113	10.49	10.38	13.45	-10.08	3.37	24.00	-20.63
	6535	117	10.45	10.49	13.48	-5.93	7.55	24.00	-16.45
	6675	145	10.37	10.38	13.39	-5.93	7.46	24.00	-16.54
	6695	149	10.39	10.49	13.45	-5.93	7.52	24.00	-16.48
	6875	185	10.26	10.56	13.42	-5.93	7.49	24.00	-16.51
	6895	189	10.17	10.49	13.34	-8.03	5.31	24.00	-18.69
	6995	209	10.10	10.33	13.23	-8.03	5.20	24.00	-18.80
	7115	233	10.14	10.23	13.20	-8.03	5.17	24.00	-18.83

Table 7-4. MIMO 20MHz BW 802.11ax (UNII) Maximum Conducted Output Power

FCC ID: A3LSMF926B	 <b>PCTEST</b> Proud to be part of 	MEASUREMENT REPORT (CERTIFICATION)		Approved by: Quality Manager
Test Report S/N: 1M2104190044-15-R2.A3L	Test Dates: 03/26 – 06/08/2021	EUT Type: Portable Handset		Page 80 of 261

6GHz (40MHz Bandwidth)	6GHz (40MHz) 802.11ax Conducted Power [dBm]								
	Freq [MHz]	Channel	ANT1	ANT2	MIMO	Directional Ant. Gain dBi	Max e.i.r.p [dBm]	Max e.i.r.p Limit [dBm]	e.i.r.p Margin [dB]
	5965	3	9.91	9.52	12.73	-3.35	9.38	24.00	-14.62
	6085	27	9.99	9.60	12.81	-3.35	9.46	24.00	-14.54
	6165	43	9.58	9.22	12.41	-3.35	9.06	24.00	-14.94
	6285	67	9.47	9.58	12.54	-3.35	9.19	24.00	-14.81
	6405	91	9.97	9.99	12.99	-3.35	9.64	24.00	-14.36
	6445	99	9.87	9.99	12.94	-10.08	2.86	24.00	-21.14
	6485	107	9.60	9.96	12.79	-10.08	2.71	24.00	-21.29
	6525	115	9.66	9.74	12.71	-10.08	2.63	24.00	-21.37
	6565	123	9.58	9.97	12.79	-5.93	6.86	24.00	-17.14
	6685	147	9.95	9.99	12.98	-5.93	7.05	24.00	-16.95
	6725	155	9.64	9.52	12.59	-5.93	6.66	24.00	-17.34
	6845	179	9.71	9.87	12.80	-5.93	6.87	24.00	-17.13
	6885	187	9.73	9.99	12.87	-8.03	4.84	24.00	-19.16
	7005	211	9.75	9.78	12.78	-8.03	4.75	24.00	-19.25
	7085	227	9.81	9.51	12.67	-8.03	4.64	24.00	-19.36

Table 7-5. MIMO 40MHz BW 802.11ax (UNII) Maximum Conducted Output Power

6GHz (80MHz Bandwidth)	6GHz (80MHz) 802.11ax Conducted Power [dBm]								
	Freq [MHz]	Channel	ANT1	ANT2	MIMO	Directional Ant. Gain dBi	Max e.i.r.p [dBm]	Max e.i.r.p Limit [dBm]	e.i.r.p Margin [dB]
	5985	7	9.90	9.62	12.77	-3.35	9.42	24.00	-14.58
	6065	23	9.99	9.74	12.88	-3.35	9.53	24.00	-14.47
	6145	39	9.64	9.37	12.52	-3.35	9.17	24.00	-14.83
	6305	71	9.88	9.70	12.80	-3.35	9.45	24.00	-14.55
	6385	87	9.99	9.77	12.89	-3.35	9.54	24.00	-14.46
	6465	103	9.72	9.96	12.85	-10.08	2.77	24.00	-21.23
	6545	119	9.61	9.75	12.69	-5.93	6.76	24.00	-17.24
	6705	151	9.91	9.99	12.96	-5.93	7.03	24.00	-16.97
	6785	167	9.64	9.48	12.57	-5.93	6.64	24.00	-17.36
	6865	183	9.88	9.99	12.95	-5.93	7.02	24.00	-16.98
	6945	199	9.62	9.48	12.56	-8.03	4.53	24.00	-19.47
	7025	215	9.99	9.87	12.94	-8.03	4.91	24.00	-19.09

Table 7-6. MIMO 80MHz BW 802.11ax (UNII) Maximum Conducted Output Power

6GHz (160MHz Bandwidth)	6GHz (160MHz) 802.11ax Conducted Power [dBm]								
	Freq [MHz]	Channel	ANT1	ANT2	MIMO	Directional Ant. Gain dBi	Max e.i.r.p [dBm]	Max e.i.r.p Limit [dBm]	e.i.r.p Margin [dB]
	6025	15	9.99	9.71	12.86	-3.35	9.51	24.00	-14.49
	6185	47	9.61	9.25	12.44	-3.35	9.09	24.00	-14.91
	6345	79	9.96	9.74	12.86	-3.35	9.51	24.00	-14.49
	6505	111	9.72	9.97	12.86	-10.08	2.78	24.00	-21.22
	6665	143	9.82	9.80	12.82	-5.93	6.89	24.00	-17.11
	6825	175	9.70	9.99	12.86	-5.93	6.93	24.00	-17.07
	6985	207	9.58	9.64	12.62	-8.03	4.59	24.00	-19.41

Table 7-7. MIMO 160MHz BW 802.11ax (UNII) Maximum Conducted Output Power

FCC ID: A3LSMF926B	 <b>PCTEST</b> Proud to be part of 	MEASUREMENT REPORT (CERTIFICATION)		Approved by: Quality Manager
Test Report S/N: 1M2104190044-15-R2.A3L	Test Dates: 03/26 – 06/08/2021	EUT Type: Portable Handset		Page 81 of 261

#### Note:

Per ANSI C63.10-2013 and KDB 662911 v02r01 Section E1), the conducted powers at Antenna 1 and Antenna 2 were first measured separately during MIMO transmission as shown in the section above. The measured values were then summed in linear power units then converted back to dBm.

Per ANSI C63.10-2013 Section 14.4.3, the directional gain is calculated using the following formula, where  $G_N$  is the gain of the nth antenna and  $N_{ANT}$ , the total number of antennas used.

$$\text{Directional gain} = 10 \log[(10^{G_1/20} + 10^{G_2/20} + \dots + 10^{G_N/20})^2 / N_{ANT}] \text{ dBi}$$

#### Sample MIMO Calculation:

At 5935MHz in 802.11ax (20MHz BW) mode, the average conducted output power was measured to be 10.42 dBm for Antenna-1 and 10.17 dBm for Antenna-2.

Antenna 1 + Antenna 2 = MIMO

$$(10.42 \text{ dBm} + 10.17 \text{ dBm}) = (11.015 \text{ mW} + 10.399\text{mW}) = 21.415\text{mW} = 13.31 \text{ dBm}$$

#### Sample e.i.r.p. Calculation:

At 5935MHz in 802.11ax (20MHz BW) mode, the average MIMO conducted power was calculated to be 13.31 dBm with directional gain of -3.35 dBi.

$$\text{e.i.r.p. (dBm)} = \text{Conducted Power (dBm)} + \text{Ant gain (dBi)}$$

$$13.31 \text{ dBm} + -3.35 \text{ dBi} = 9.96 \text{ dBm}$$

FCC ID: A3LSMF926B	 <b>PCTEST</b> Proud to be part of 	MEASUREMENT REPORT (CERTIFICATION)		Approved by: Quality Manager
Test Report S/N: 1M2104190044-15-R2.A3L	Test Dates: 03/26 – 06/08/2021	EUT Type: Portable Handset		Page 82 of 261



## 7.4 Maximum Power Spectral Density – 802.11a/ax §15.407(a)(8)

### Test Overview and Limit

The spectrum analyzer was connected to the antenna terminal while the EUT was operating at its maximum duty cycle, at its maximum power control level, as defined in ANSI C63.10-2013 and KDB 789033 D02 v02r01, and at the appropriate frequencies. Method SA-1, as defined in ANSI C63.10-2013 and KDB 789033 D02 v02r01, was used to measure the power spectral density for 802.11ax. Method SA-2, as defined in ANSI C63.10-2013 and KDB 789033 D02 v02r01, was used to measure the power spectral density for 802.11a.

***In the 5.925-7.125 GHz bands, the maximum power spectral density must not exceed –1 dBm e.i.r.p. in any 1-megahertz band***

### Test Procedure Used

ANSI C63.10-2013 – Section 12.3.2.2

KDB 789033 D02 v02r01 – Section F

ANSI C63.10-2013 – Section 14.3.2.2 Measure-and-Sum Technique

KDB 662911 v02r01 – Section E)2) Measure-and-Sum Technique

### Test Settings

1. Analyzer was set to the center frequency of the UNII channel under investigation
2. Span was set to encompass the entire emission bandwidth of the signal
3. RBW = 1MHz
4. VBW = 3MHz
5. Number of sweep points  $\geq 2 \times (\text{span/RBW})$
6. Sweep time = auto
7. Detector = power averaging (RMS)
8. Trigger was set to free run for all modes
9. Trace was averaged over 100 sweeps
10. The peak search function of the spectrum analyzer was used to find the peak of the spectrum.

### Test Setup

The EUT and measurement equipment were set up as shown in the diagram below.



**Figure 7-3. Test Instrument & Measurement Setup**

### Test Notes

None.

FCC ID: A3LSMF926B		MEASUREMENT REPORT (CERTIFICATION)		Approved by: Quality Manager
Test Report S/N: 1M2104190044-15-R2.A3L	Test Dates: 03/26 – 06/08/2021	EUT Type: Portable Handset		Page 83 of 261

## SISO Antenna-1 Power Spectral Density Measurements

	Frequency [MHz]	Channel	802.11 MODE	Antenna-1 Power Density [dBm]	Duty Cycle Correction Factor	Directional Gain [dBi]	e.i.r.p Density [dBm/MHz]	Max EIRP Density [dBm/MHz]	Margin [dB]
Band 5	5935	2	a	-0.45	0.28	-8.61	-8.77	-1	-7.77
	6175	45	a	-0.84	0.28	-8.61	-9.17	-1	-8.17
	6415	93	a	-1.56	0.28	-8.61	-9.89	-1	-8.89
Band 6	6435	97	a	-1.76	0.28	-14.66	-16.13	-1	-15.13
	6475	105	a	-2.22	0.28	-14.66	-16.60	-1	-15.60
	6515	113	a	-1.81	0.28	-14.66	-16.18	-1	-15.18
Band 7	6535	117	a	-2.00	0.28	-10.19	-11.90	-1	-10.90
	6695	149	a	-1.72	0.28	-10.19	-11.63	-1	-10.63
	6875	185	a	-1.45	0.28	-10.19	-11.36	-1	-10.36
Band 8	6895	189	a	-2.78	0.28	-9.69	-12.19	-1	-11.19
	6995	209	a	-1.70	0.28	-9.69	-11.11	-1	-10.11
	7115	233	a	-1.23	0.28	-9.69	-10.64	-1	-9.64

**Table 7-8. ANT1 e.i.r.p. Conducted Power Spectral Density Measurements**

FCC ID: A3LSMF926B		MEASUREMENT REPORT (CERTIFICATION)			Approved by: Quality Manager
Test Report S/N: 1M2104190044-15-R2.A3L	Test Dates: 03/26 – 06/08/2021	EUT Type: Portable Handset		Page 84 of 261	

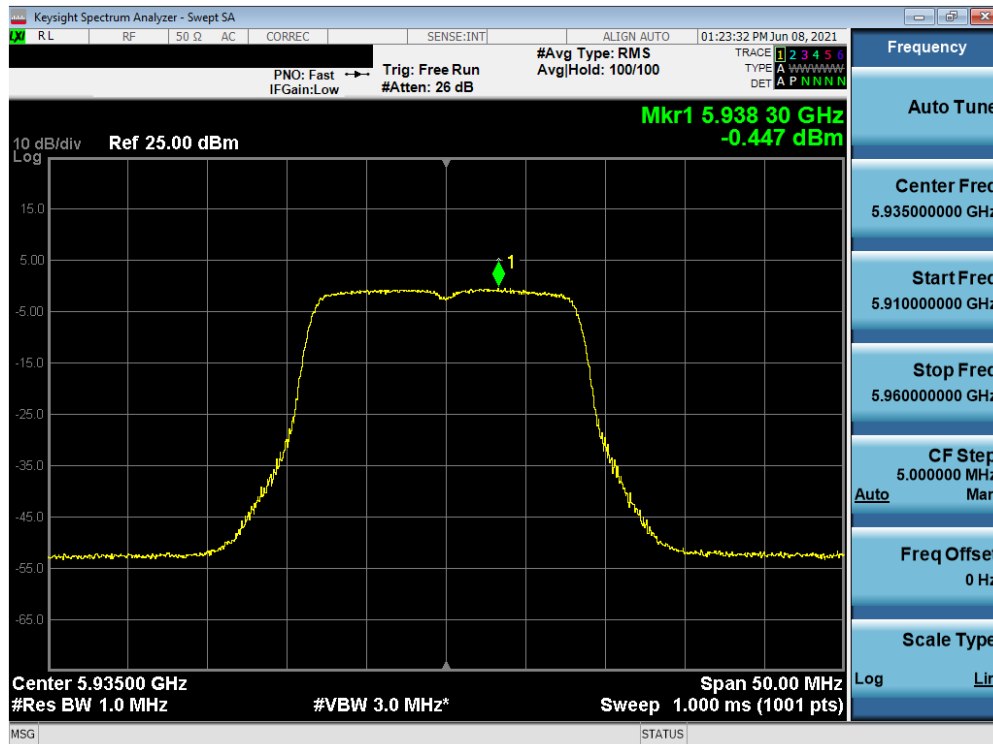
## MIMO Power Spectral Density Measurements

	Frequency [MHz]	Channel	802.11 MODE	Antenna-1 Power Density [dBm]	Antenna-2 Power Density [dBm]	Antenna-1 Gain [dBi]	Antenna-2 Gain [dBi]	Duty Cycle Correction Factor	Summed MIMO Power Density [dBm/MHz]	Directional Gain [dBi]	e.i.r.p Density [dBm/MHz]	Max EIRP Density [dBm/MHz]	Margin [dB]
Band 5	5935	2	a	-3.91	-1.70	-8.61	-4.57	0.28	0.35	-6.14	-5.51	-1	-4.51
	6175	45	a	-4.32	-2.19	-8.61	-4.57	0.28	-0.12	-6.14	-5.97	-1	-4.97
	6415	93	a	-2.69	-2.14	-8.61	-4.57	0.28	0.60	-6.14	-5.25	-1	-4.25
	5935	2	ax (20MHz)	-3.76	-0.81	-8.61	-4.57		0.97	-6.14	-5.17	-1	-4.17
	6175	45	ax (20MHz)	-0.86	-1.22	-8.61	-4.57		1.97	-6.14	-4.16	-1	-3.16
	6415	93	ax (20MHz)	-1.36	-1.15	-8.61	-4.57		1.76	-6.14	-4.38	-1	-3.38
	5695	3	ax (40MHz)	-4.07	-4.44	-8.61	-4.57		-1.24	-6.14	-7.38	-1	-6.38
	6165	43	ax (40MHz)	-4.30	-4.54	-8.61	-4.57		-1.41	-6.14	-7.54	-1	-6.54
	6405	91	ax (40MHz)	-4.90	-4.93	-8.61	-4.57		-1.90	-6.14	-8.04	-1	-7.04
	5985	7	ax (80MHz)	-7.43	-7.94	-8.61	-4.57		-4.67	-6.14	-10.80	-1	-9.80
	6145	39	ax (80MHz)	-7.73	-8.29	-8.61	-4.57		-4.99	-6.14	-11.13	-1	-10.13
	6385	87	ax (80MHz)	-7.49	-7.68	-8.61	-4.57		-4.57	-6.14	-10.71	-1	-9.71
	6025	15	ax (160MHz)	-10.01	-10.57	-8.61	-4.57		-7.27	-6.14	-13.41	-1	-12.41
	6185	47	ax (160MHz)	-10.15	-10.55	-8.61	-4.57		-7.34	-6.14	-13.47	-1	-12.47
	6345	79	ax (160MHz)	-10.14	-10.36	-8.61	-4.57		-7.24	-6.14	-13.38	-1	-12.38
Band 6	6435	97	a	-2.77	-2.22	-14.66	-11.76	0.28	0.53	-12.97	-12.16	-1	-11.16
	6475	105	a	-2.43	-2.44	-14.66	-11.76	0.28	0.58	-12.97	-12.11	-1	-11.11
	6515	113	a	-2.25	-2.44	-14.66	-11.76	0.28	0.67	-12.97	-12.02	-1	-11.02
	6435	97	ax (20MHz)	-1.25	-1.31	-14.66	-11.76		1.73	-12.97	-11.24	-1	-10.24
	6475	105	ax (20MHz)	-1.01	-0.93	-14.66	-11.76		2.04	-12.97	-10.93	-1	-9.93
	6515	113	ax (20MHz)	-0.94	0.71	-14.66	-11.76		2.97	-12.97	-10.00	-1	-9.00
	6445	99	ax (40MHz)	-4.47	-4.63	-14.66	-11.76		-1.54	-12.97	-14.51	-1	-13.51
	6485	107	ax (40MHz)	-4.84	-4.95	-14.66	-11.76		-1.88	-12.97	-14.86	-1	-13.86
	6525	115	ax (40MHz)	-4.75	-4.72	-14.66	-11.76		-1.72	-12.97	-14.70	-1	-13.70
	6465	103	ax (80MHz)	-7.62	-7.63	-14.66	-11.76		-4.61	-12.97	-17.59	-1	-16.59
	6505	111	ax (160MHz)	-10.46	-10.49	-14.66	-11.76		-7.46	-12.97	-20.44	-1	-19.44
	6535	117	a	-3.01	-2.46	-14.66	-11.76	0.28	0.28	-12.97	-12.41	-1	-11.41
	6695	149	a	-2.22	-2.03	-14.66	-11.76	0.28	0.89	-12.97	-11.80	-1	-10.80
	6875	185	a	-1.89	-2.04	-14.66	-11.76	0.28	1.05	-12.97	-11.64	-1	-10.64
	6695	149	ax (20MHz)	-1.28	-1.07	-10.19	-7.84		1.84	-8.86	-7.02	-1	-6.02
Band 7	6875	185	ax (20MHz)	-0.99	-1.04	-10.19	-7.84		2.00	-8.86	-6.86	-1	-5.86
	6565	123	ax (40MHz)	-4.48	-4.23	-10.19	-7.84		-1.34	-8.86	-10.20	-1	-9.20
	6725	155	ax (40MHz)	-4.59	-4.69	-10.19	-7.84		-1.63	-8.86	-10.49	-1	-9.49
	6845	179	ax (40MHz)	-4.98	-4.95	-10.19	-7.84		-1.95	-8.86	-10.81	-1	-9.81
	6545	119	ax (80MHz)	-7.68	-7.41	-10.19	-7.84		-4.53	-8.86	-13.39	-1	-12.39
	6705	151	ax (80MHz)	-7.52	-7.40	-10.19	-7.84		-4.45	-8.86	-13.31	-1	-12.31
	6865	183	ax (80MHz)	-7.74	-7.99	-10.19	-7.84		-4.85	-8.86	-13.71	-1	-12.71
	6665	143	ax (160MHz)	-10.43	-10.96	-10.19	-7.84		-7.68	-8.86	-16.53	-1	-15.53
	6825	175	ax (160MHz)	-10.35	-10.33	-10.19	-7.84		-7.33	-8.86	-16.19	-1	-15.19
	6895	189	a	-1.99	-1.99	-9.69	-12.65	0.28	1.02	-10.92	-9.62	-1	-8.62
	6995	209	a	-1.92	-2.12	-9.69	-12.65	0.28	0.99	-10.92	-9.65	-1	-8.65
	7115	233	a	-1.81	-1.74	-9.69	-12.65	0.28	1.24	-10.92	-9.40	-1	-8.40
	6895	189	ax (20MHz)	-1.10	-1.22	-9.69	-12.65		1.85	-10.92	-9.07	-1	-8.07
	6995	209	ax (20MHz)	-1.30	-1.54	-9.69	-12.65		1.59	-10.92	-9.33	-1	-8.33
	7115	233	ax (20MHz)	-0.99	-1.13	-9.69	-12.65		1.95	-10.92	-8.97	-1	-7.97
	6925	195	ax (40MHz)	-4.53	-4.79	-9.69	-12.65		-1.65	-10.92	-12.57	-1	-11.57
Band 8	7005	211	ax (40MHz)	-4.46	-4.64	-9.69	-12.65		-1.54	-10.92	-12.46	-1	-11.46
	7085	227	ax (40MHz)	-4.87	-4.99	-9.69	-12.65		-1.92	-10.92	-12.84	-1	-11.84
	6945	199	ax (80MHz)	-7.59	-7.93	-9.69	-12.65		-4.75	-10.92	-15.67	-1	-14.67
	7025	215	ax (80MHz)	-7.30	-7.72	-9.69	-12.65		-4.49	-10.92	-15.42	-1	-14.42
	6985	207	ax (160MHz)	-10.41	-10.64	-9.69	-12.65		-7.51	-10.92	-18.44	-1	-17.44

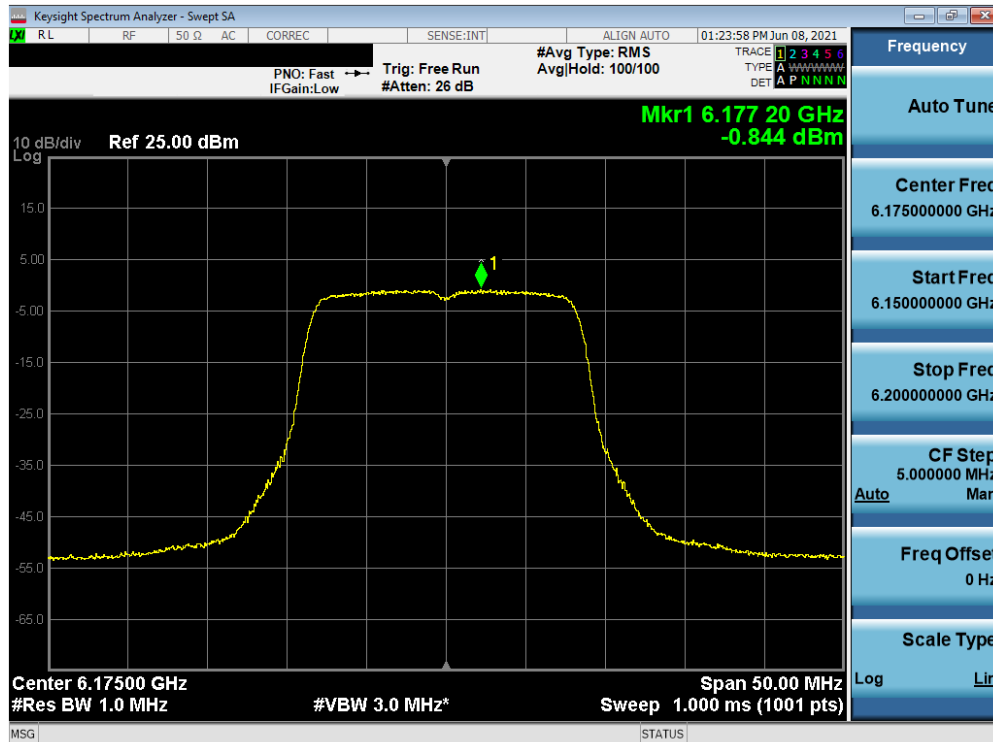
**Table 7-9. MIMO e.i.r.p. Conducted Power Spectral Density Measurements**

FCC ID: A3LSMF926B	 <b>PCTEST</b> Proud to be part of 	MEASUREMENT REPORT (CERTIFICATION)		Approved by: Quality Manager
Test Report S/N: 1M2104190044-15-R2.A3L	Test Dates: 03/26 – 06/08/2021	EUT Type: Portable Handset		Page 85 of 261

## SISO Antenna-1 Power Spectral Density Measurements - (UNII Band 5)

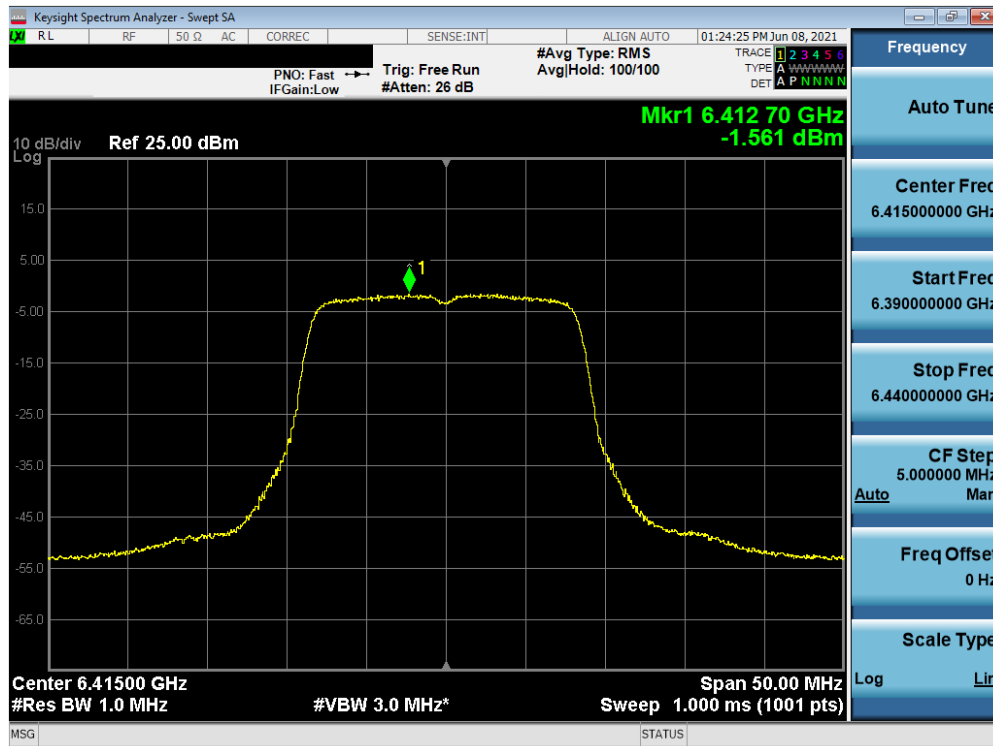


Plot 7-117. Power Spectral Density Measurement Plot SISO ANT1 (20MHz 802.11a (UNII Band 5) – Ch. 2)



Plot 7-118. Power Spectral Density Measurement Plot SISO ANT1 (20MHz 802.11a (UNII Band 5) – Ch. 45)

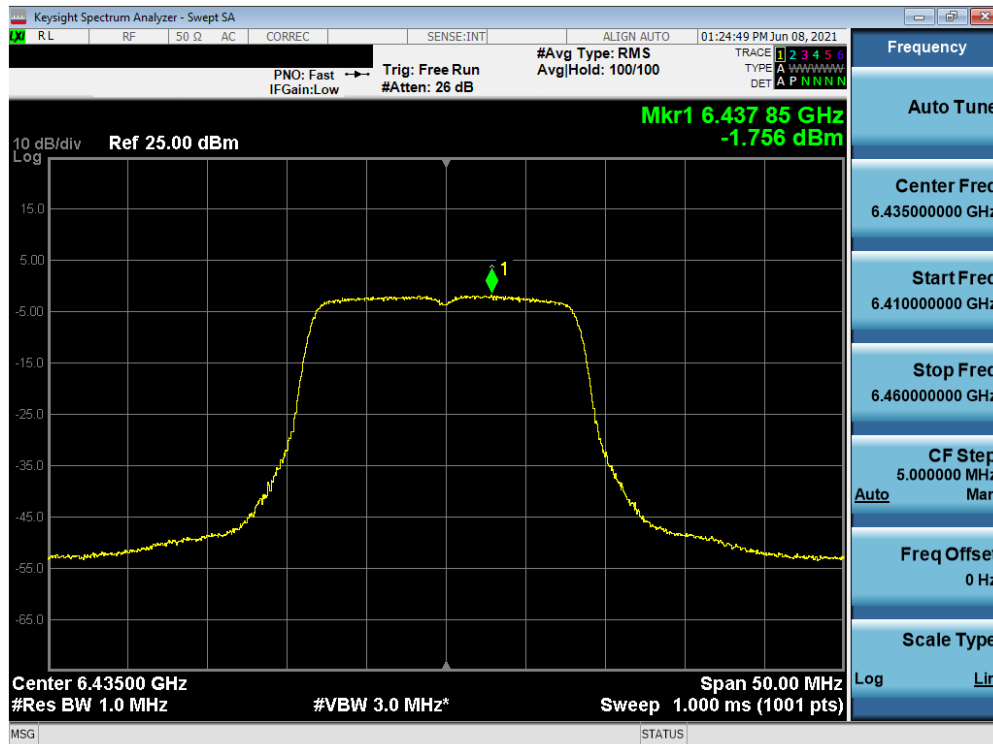
FCC ID: A3LSMF926B	<b>PCTEST</b> Proud to be part of element	MEASUREMENT REPORT (CERTIFICATION)	<b>SAMSUNG</b>	Approved by: Quality Manager
Test Report S/N: 1M2104190044-15-R2.A3L	Test Dates: 03/26 – 06/08/2021	EUT Type: Portable Handset		Page 86 of 261



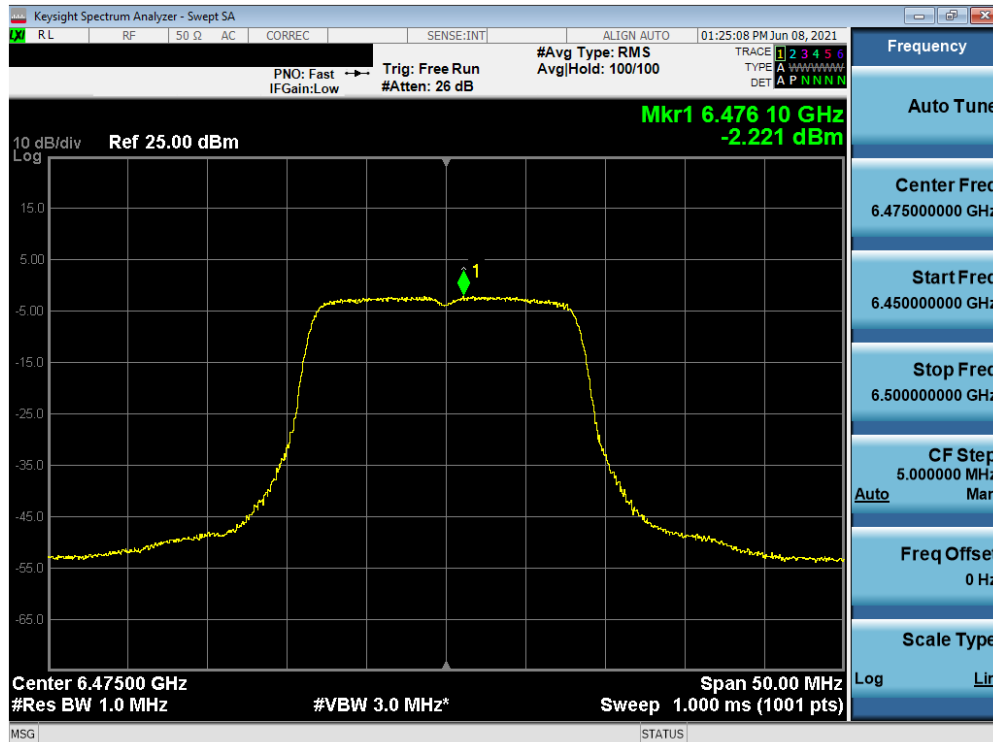
Plot 7-119. Power Spectral Density Measurement Plot SISO ANT1 (20MHz 802.11a (UNII Band 5) – Ch. 93

FCC ID: A3LSMF926B	<b>PCTEST</b> Proud to be part of element	MEASUREMENT REPORT (CERTIFICATION)	<b>SAMSUNG</b>	Approved by: Quality Manager
Test Report S/N: 1M2104190044-15-R2.A3L	Test Dates: 03/26 – 06/08/2021	EUT Type: Portable Handset		Page 87 of 261

## SISO Antenna-1 Power Spectral Density Measurements - (UNII Band 6)

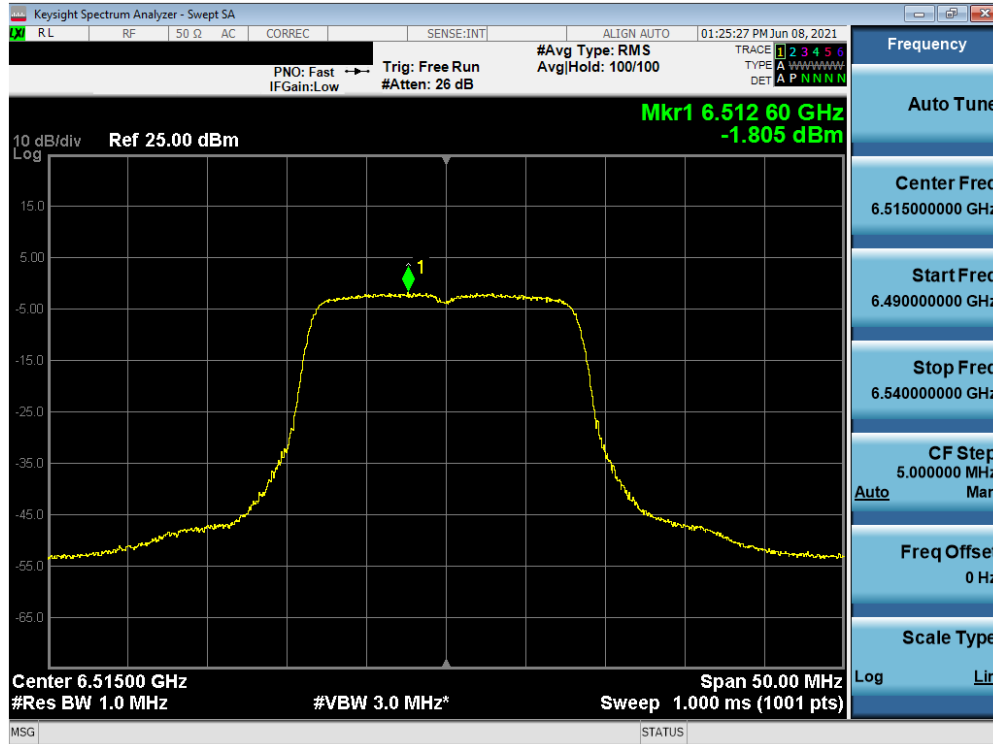


Plot 7-120. Power Spectral Density Measurement Plot SISO ANT1 (20MHz 802.11a (UNII Band 6) – Ch. 97)



Plot 7-121. Power Spectral Density Measurement Plot SISO ANT1 (20MHz 802.11a (UNII Band 6) – Ch. 105)

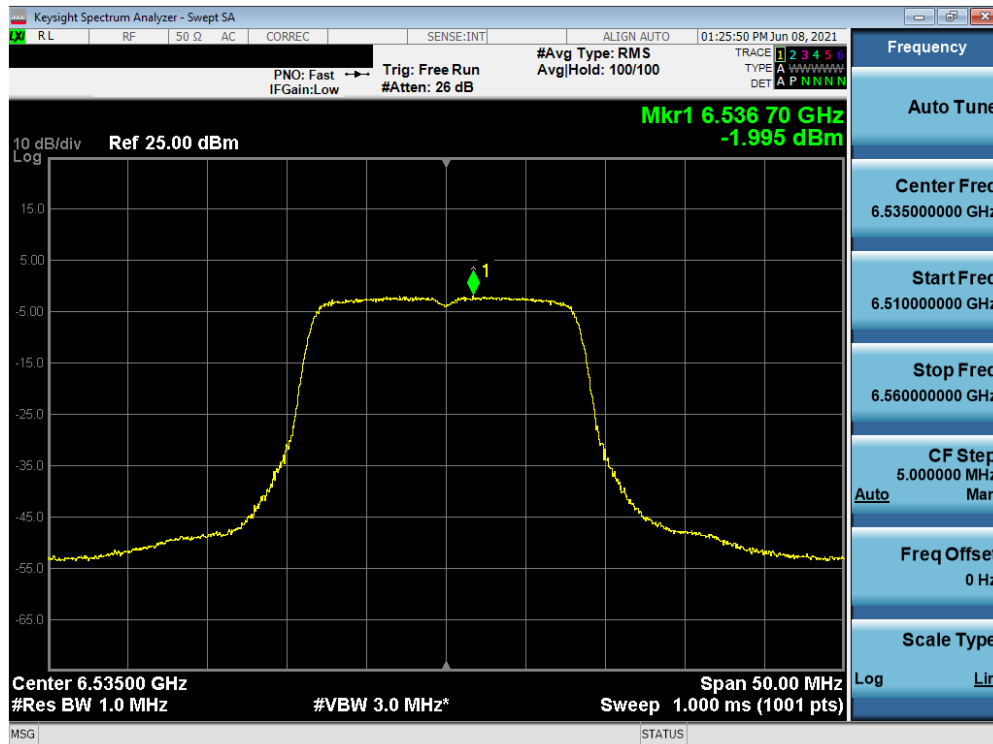
FCC ID: A3LSMF926B	<b>PCTEST</b> Proud to be part of element	MEASUREMENT REPORT (CERTIFICATION)	<b>SAMSUNG</b>	Approved by: Quality Manager
Test Report S/N: 1M2104190044-15-R2.A3L	Test Dates: 03/26 – 06/08/2021	EUT Type: Portable Handset		Page 88 of 261



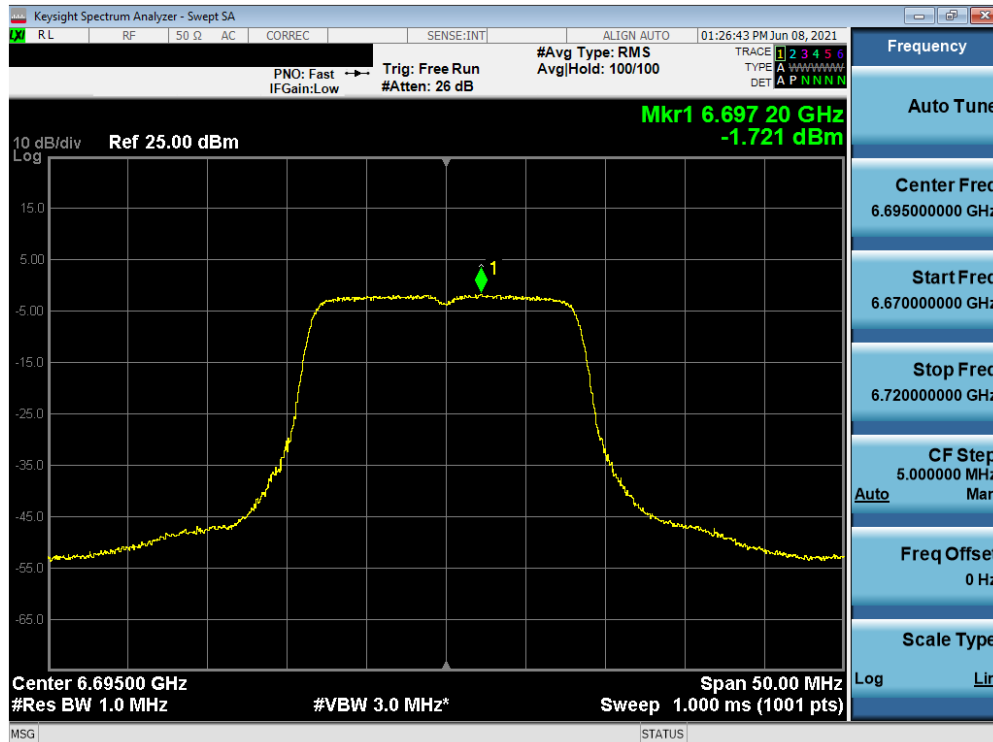
Plot 7-122. Power Spectral Density Measurement Plot SISO ANT1 (20MHz 802.11a (UNII Band 6) – Ch. 113)

FCC ID: A3LSMF926B	<b>PCTEST</b> Proud to be part of element	MEASUREMENT REPORT (CERTIFICATION)	<b>SAMSUNG</b>	Approved by: Quality Manager
Test Report S/N: 1M2104190044-15-R2.A3L	Test Dates: 03/26 – 06/08/2021	EUT Type: Portable Handset		Page 89 of 261

## SISO Antenna-1 Power Spectral Density Measurements - (UNII Band 7)



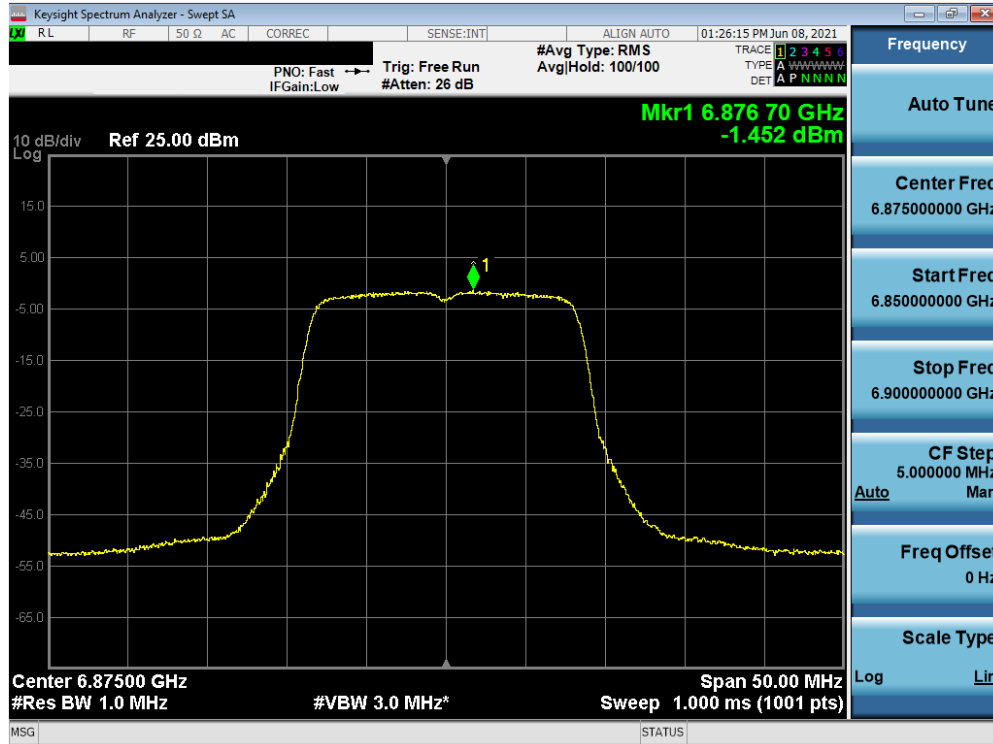
Plot 7-123. Power Spectral Density Measurement Plot SISO ANT1 (20MHz 802.11a (UNII Band 7) – Ch. 117)



Plot 7-124. Power Spectral Density Measurement Plot SISO ANT1 (20MHz 802.11a (UNII Band 7) – Ch. 149)

FCC ID: A3LSMF926B	<b>PCTEST</b> Proud to be part of element	MEASUREMENT REPORT (CERTIFICATION)	<b>SAMSUNG</b>	Approved by: Quality Manager
Test Report S/N: 1M2104190044-15-R2.A3L	Test Dates: 03/26 – 06/08/2021	EUT Type: Portable Handset		Page 90 of 261

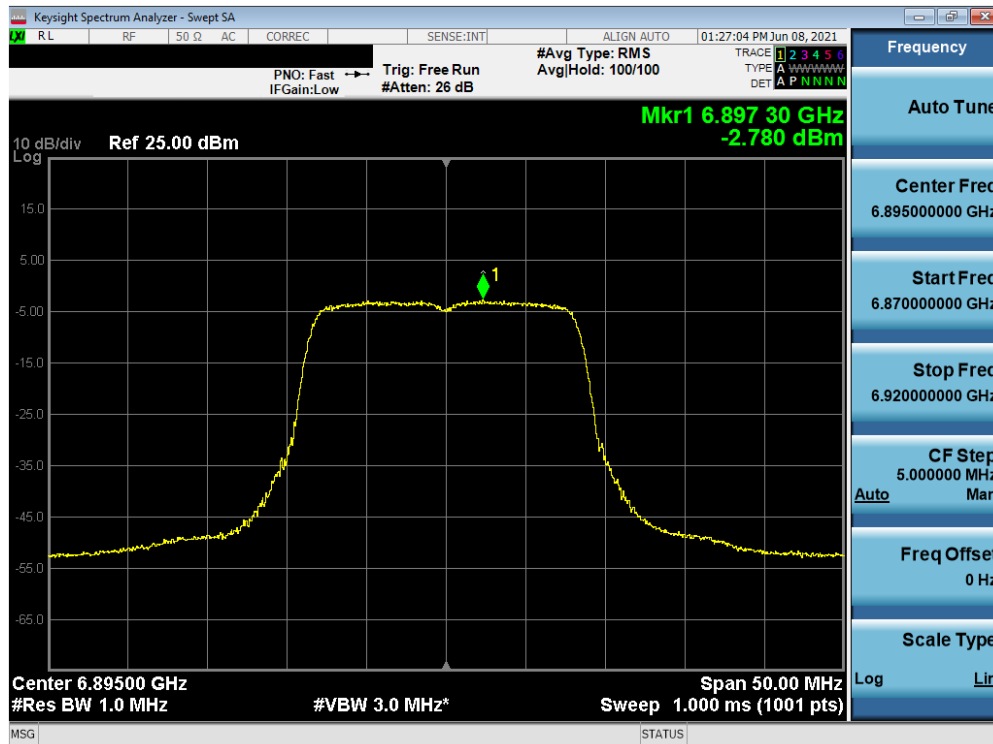




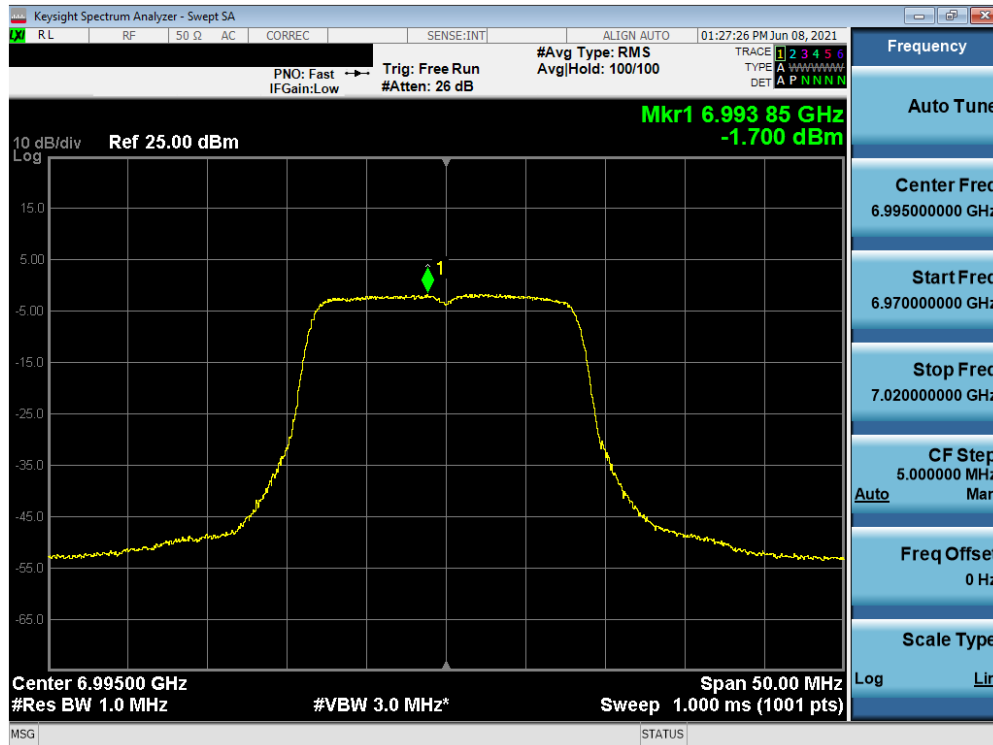
Plot 7-125. Power Spectral Density Measurement Plot SISO ANT1 (20MHz 802.11a (UNII Band 7) – Ch. 185)

FCC ID: A3LSMF926B	<b>PCTEST</b> Proud to be part of element	MEASUREMENT REPORT (CERTIFICATION)	<b>SAMSUNG</b>	Approved by: Quality Manager
Test Report S/N: 1M2104190044-15-R2.A3L	Test Dates: 03/26 – 06/08/2021	EUT Type: Portable Handset		Page 91 of 261

## SISO Antenna-1 Power Spectral Density Measurements - (UNII Band 8)

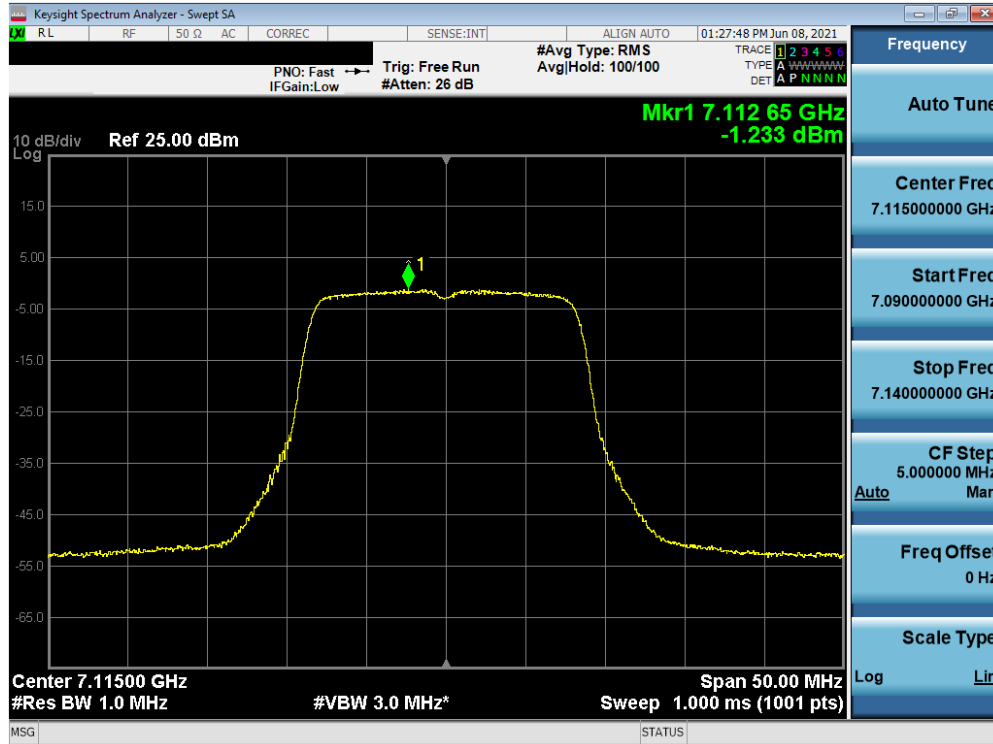


Plot 7-126. Power Spectral Density Measurement Plot SISO ANT1 (20MHz 802.11a (UNII Band 8) – Ch. 189)



Plot 7-127. Power Spectral Density Measurement Plot SISO ANT1 (20MHz 802.11a (UNII Band 8) – Ch. 209)

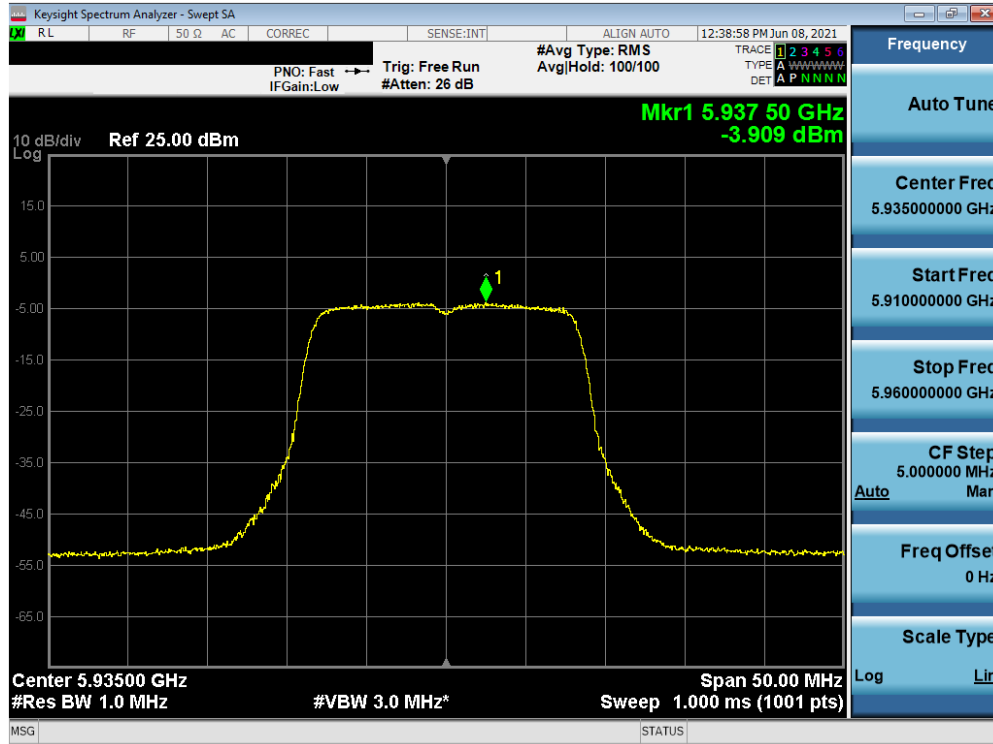
FCC ID: A3LSMF926B	<b>PCTEST</b> Proud to be part of element	MEASUREMENT REPORT (CERTIFICATION)	<b>SAMSUNG</b>	Approved by: Quality Manager
Test Report S/N: 1M2104190044-15-R2.A3L	Test Dates: 03/26 – 06/08/2021	EUT Type: Portable Handset		Page 92 of 261



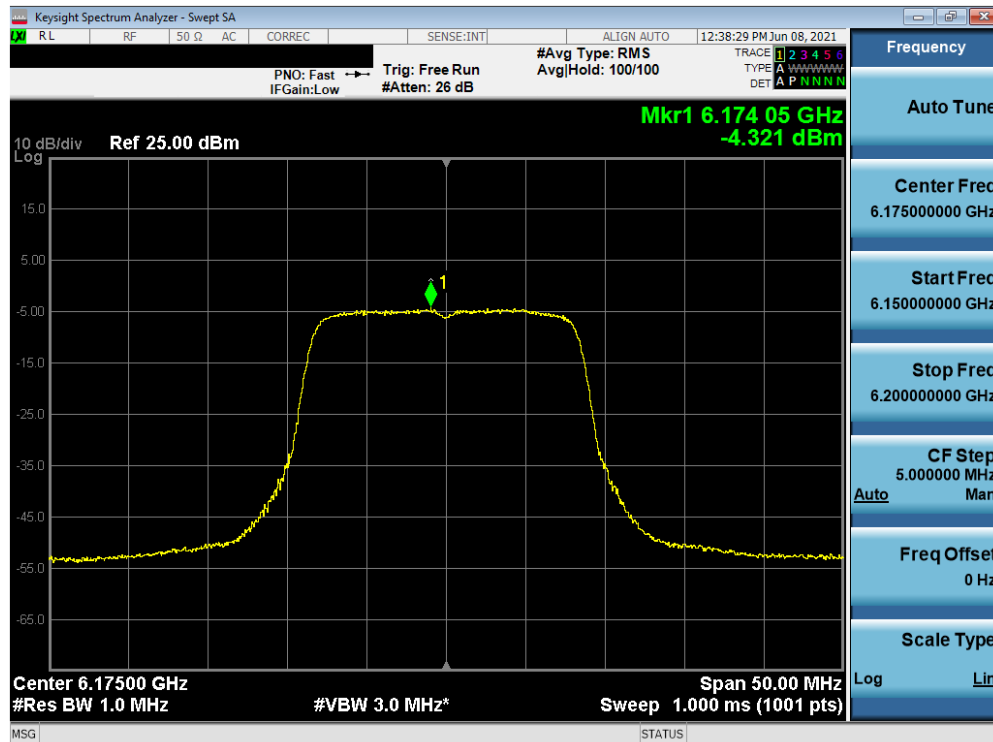
Plot 7-128. Power Spectral Density Measurement Plot SISO ANT1 (20MHz 802.11a (UNII Band 8) – Ch. 233)

FCC ID: A3LSMF926B	<b>PCTEST</b> Proud to be part of element	MEASUREMENT REPORT (CERTIFICATION)	<b>SAMSUNG</b>	Approved by: Quality Manager
Test Report S/N: 1M2104190044-15-R2.A3L	Test Dates: 03/26 – 06/08/2021	EUT Type: Portable Handset		Page 93 of 261

## MIMO Antenna-1 Power Spectral Density Measurements - (UNII Band 5)

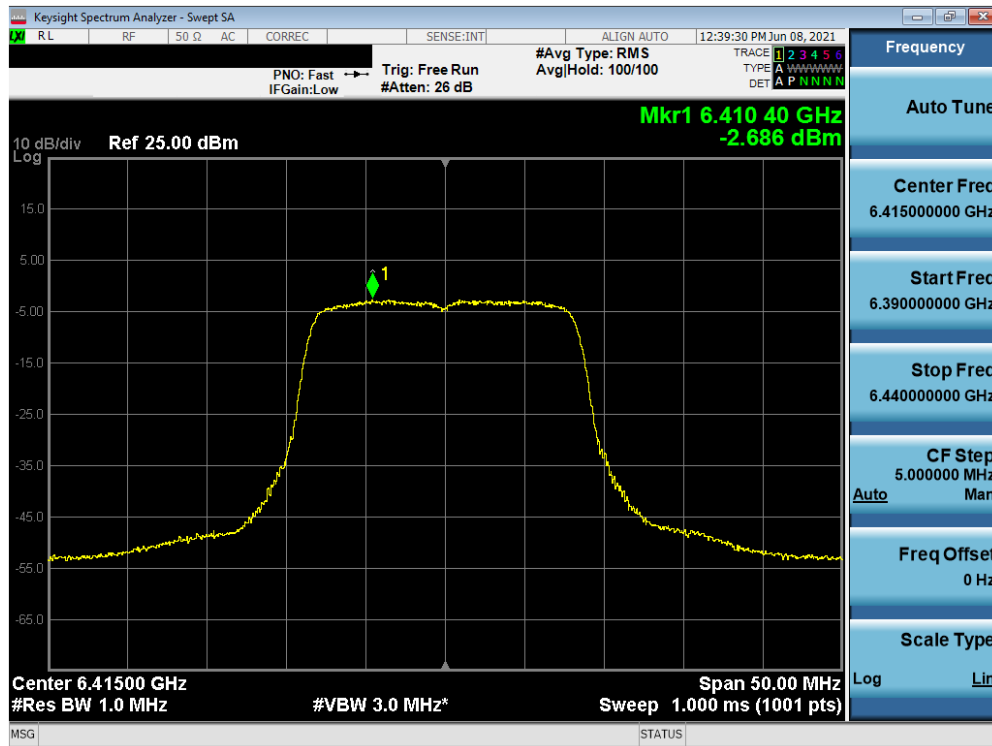


Plot 7-129. Power Spectral Density Measurement Plot MIMO ANT1 (20MHz 802.11a (UNII Band 5) – Ch. 2)

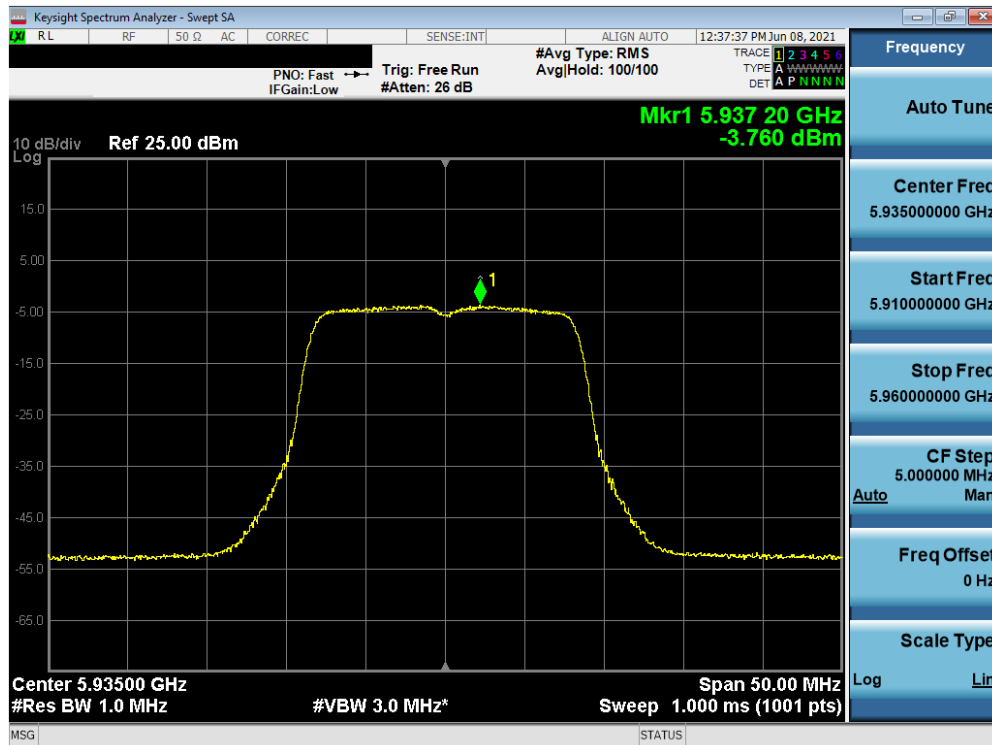


Plot 7-130. Power Spectral Density Measurement Plot MIMO ANT1 (20MHz 802.11a (UNII Band 5) – Ch. 45)

FCC ID: A3LSMF926B	<b>PCTEST</b> Proud to be part of element	MEASUREMENT REPORT (CERTIFICATION)	<b>SAMSUNG</b>	Approved by: Quality Manager
Test Report S/N: 1M2104190044-15-R2.A3L	Test Dates: 03/26 – 06/08/2021	EUT Type: Portable Handset		Page 94 of 261

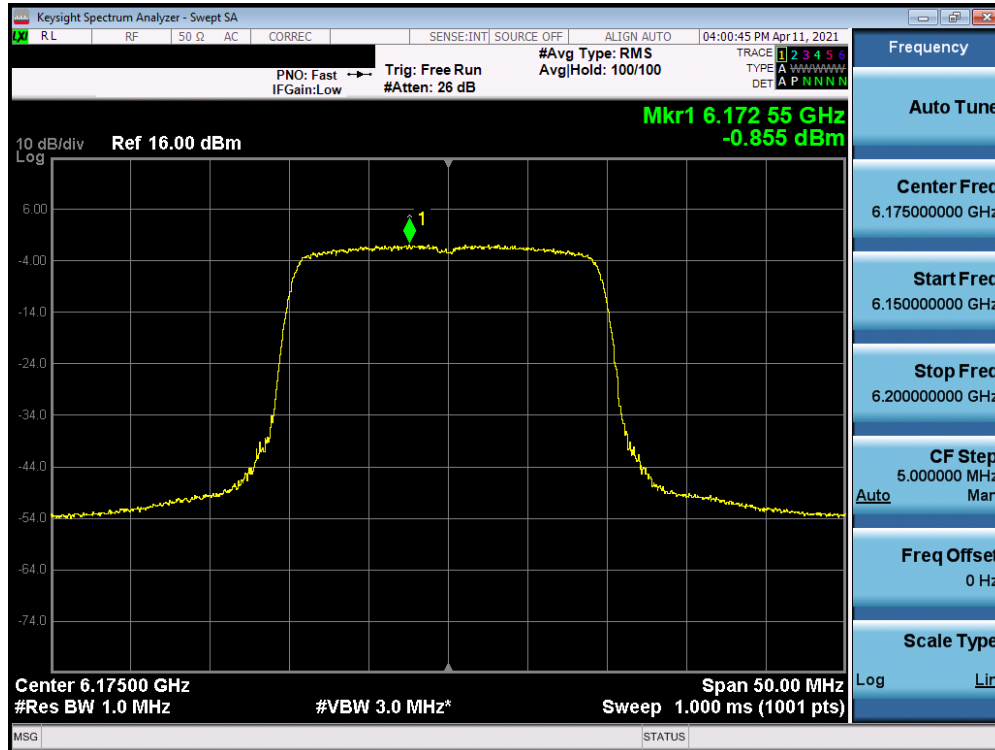


Plot 7-131. Power Spectral Density Measurement Plot MIMO ANT1 (20MHz 802.11a (UNII Band 5) – Ch. 93

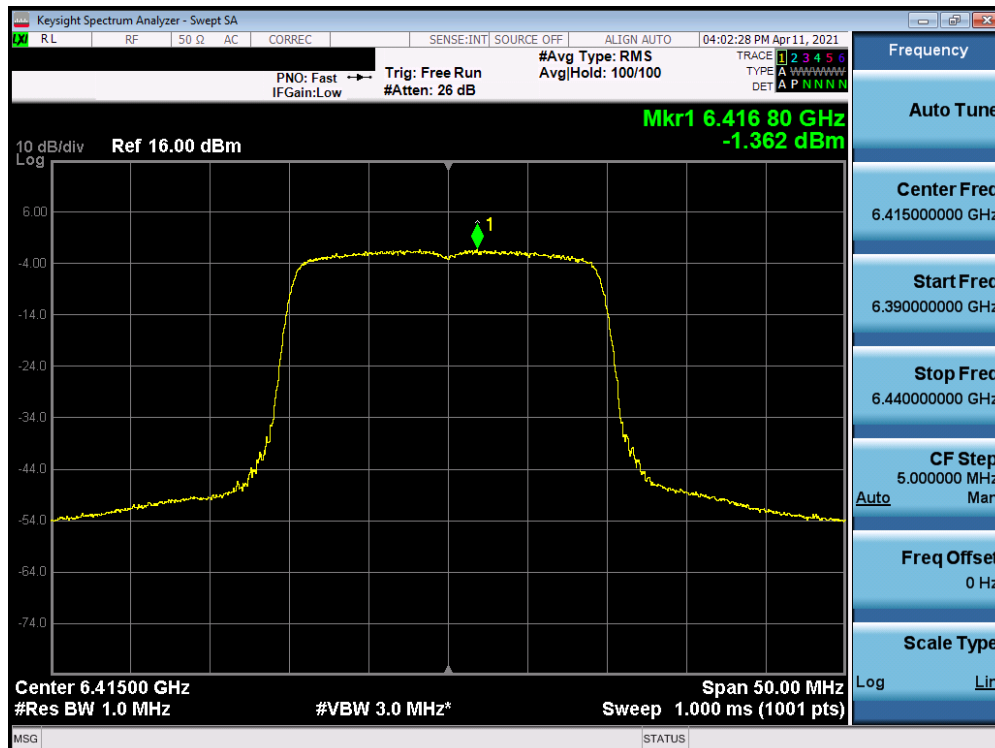


Plot 7-132. Power Spectral Density Measurement Plot MIMO ANT1 (20MHz 802.11ax (UNII Band 5) – Ch. 2)

FCC ID: A3LSMF926B	<b>PCTEST</b> Proud to be part of element	MEASUREMENT REPORT (CERTIFICATION)	<b>SAMSUNG</b>	Approved by: Quality Manager
Test Report S/N: 1M2104190044-15-R2.A3L	Test Dates: 03/26 – 06/08/2021	EUT Type: Portable Handset		Page 95 of 261

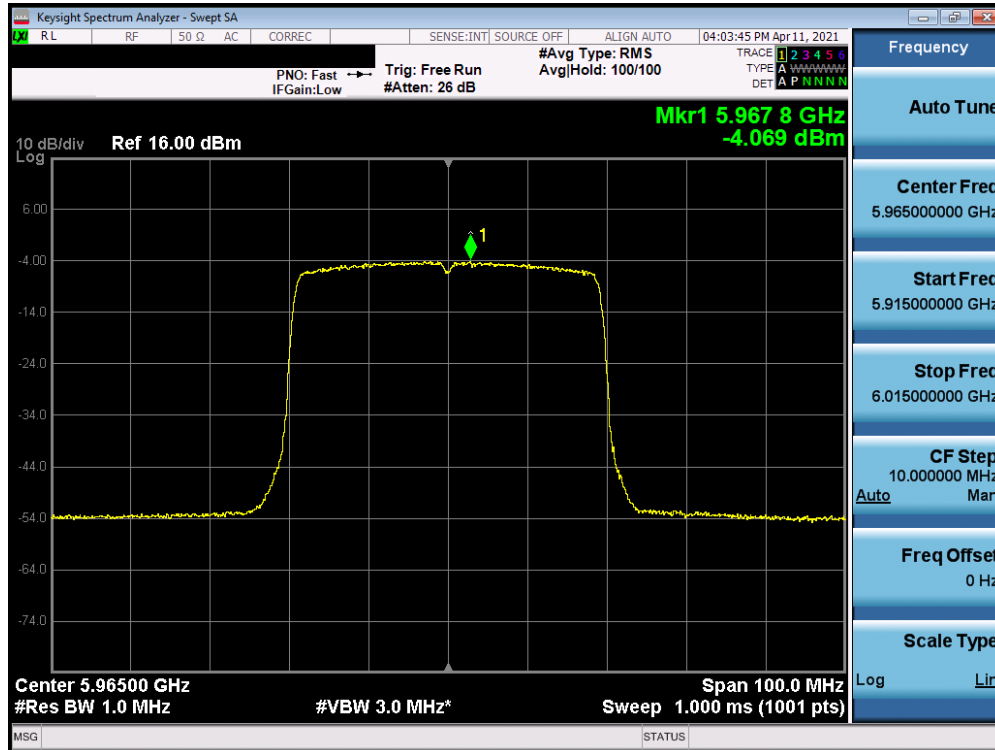


Plot 7-133. Power Spectral Density Measurement Plot MIMO ANT1 (20MHz 802.11ax (UNII Band 5) – Ch. 45)

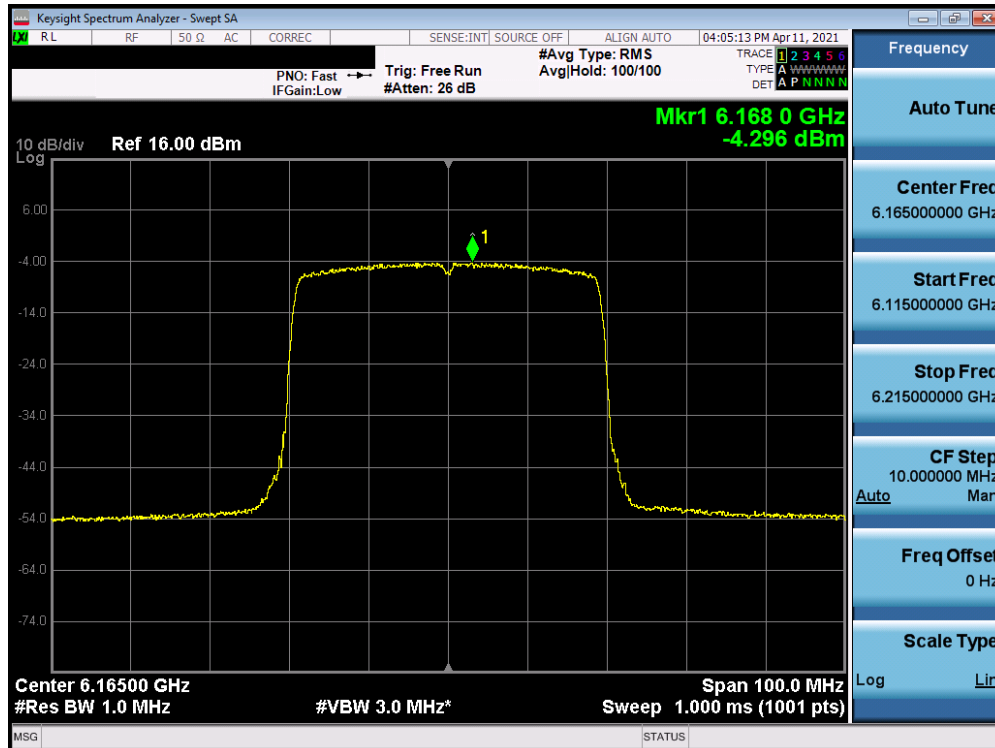


Plot 7-134. Power Spectral Density Measurement Plot MIMO ANT1 (20MHz 802.11ax (UNII Band 5) – Ch. 93)

FCC ID: A3LSMF926B	<b>PCTEST</b> Proud to be part of element	MEASUREMENT REPORT (CERTIFICATION)	<b>SAMSUNG</b>	Approved by: Quality Manager
Test Report S/N: 1M2104190044-15-R2.A3L	Test Dates: 03/26 – 06/08/2021	EUT Type: Portable Handset		Page 96 of 261

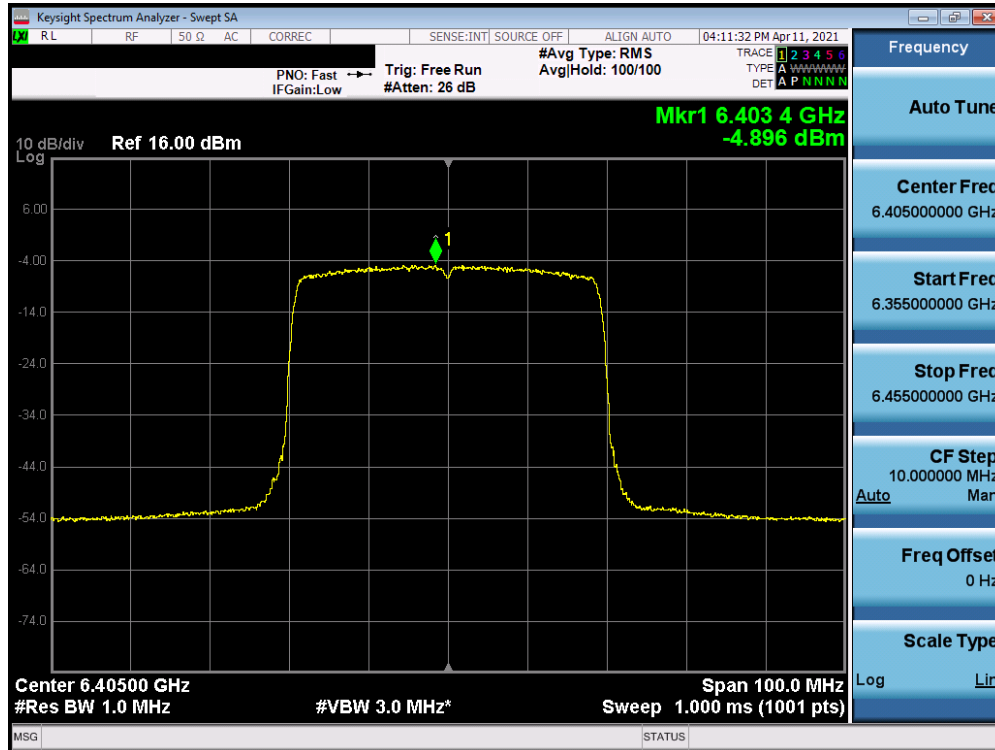


Plot 7-135. Power Spectral Density Measurement Plot MIMO ANT1 (40MHz 802.11ax (UNII Band 5) – Ch. 3)

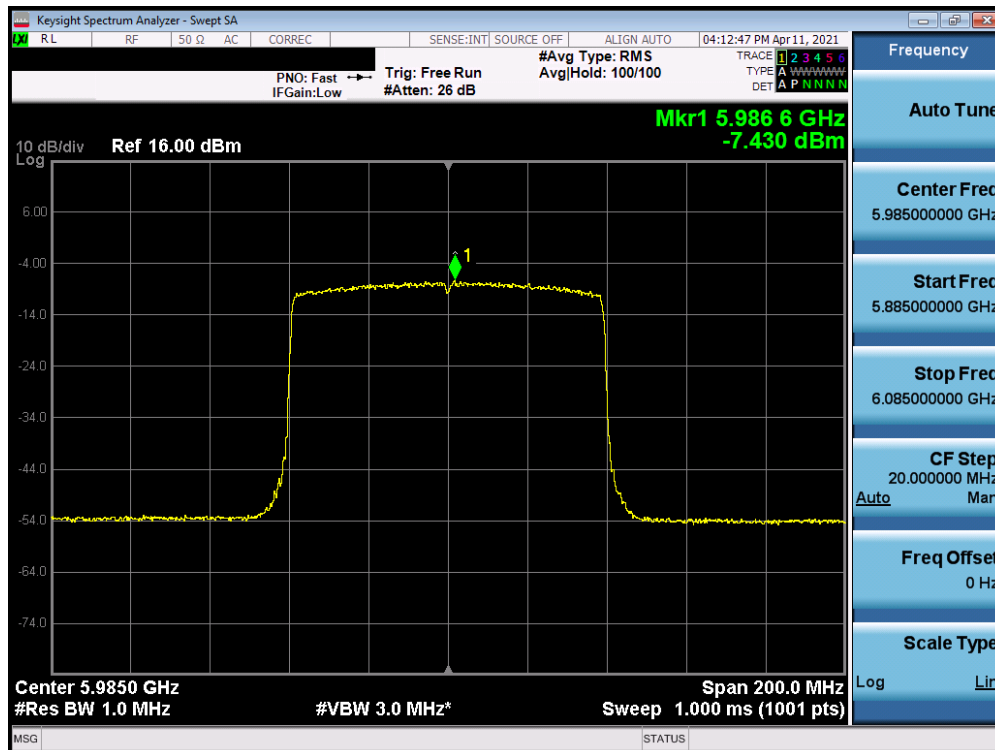


Plot 7-136. Power Spectral Density Measurement Plot MIMO ANT1 (40MHz 802.11ax (UNII Band 5) – Ch. 43)

FCC ID: A3LSMF926B	<b>PCTEST</b> Proud to be part of element	MEASUREMENT REPORT (CERTIFICATION)	<b>SAMSUNG</b>	Approved by: Quality Manager
Test Report S/N: 1M2104190044-15-R2.A3L	Test Dates: 03/26 – 06/08/2021	EUT Type: Portable Handset		Page 97 of 261



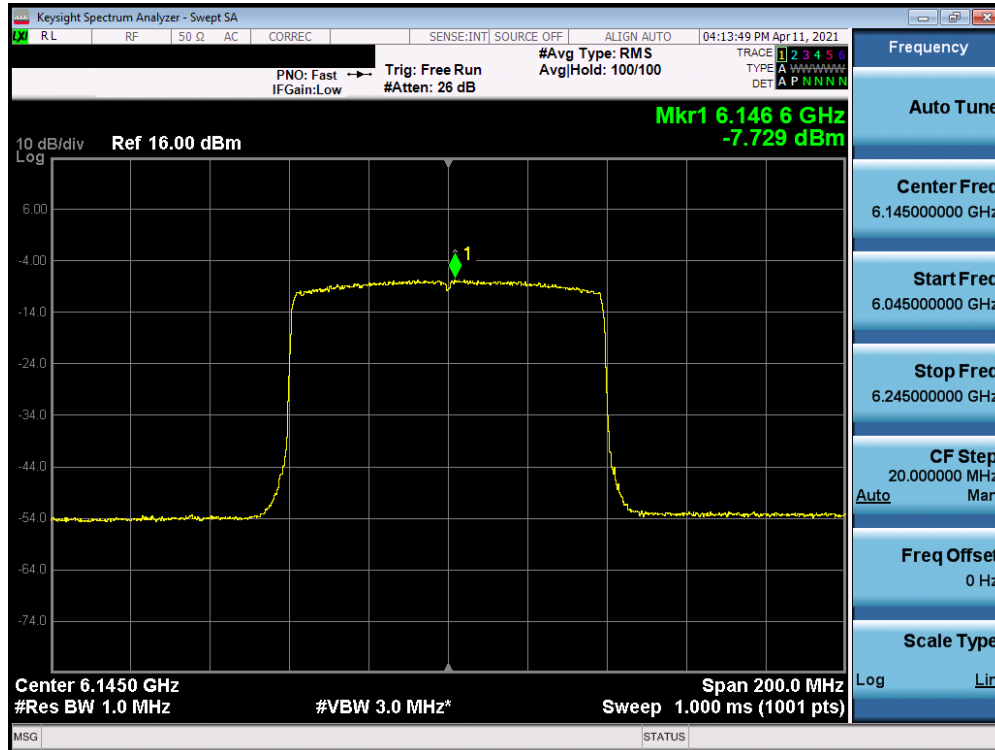
Plot 7-137. Power Spectral Density Measurement Plot MIMO ANT1 (40MHz 802.11ax (UNII Band 5) – Ch. 91)



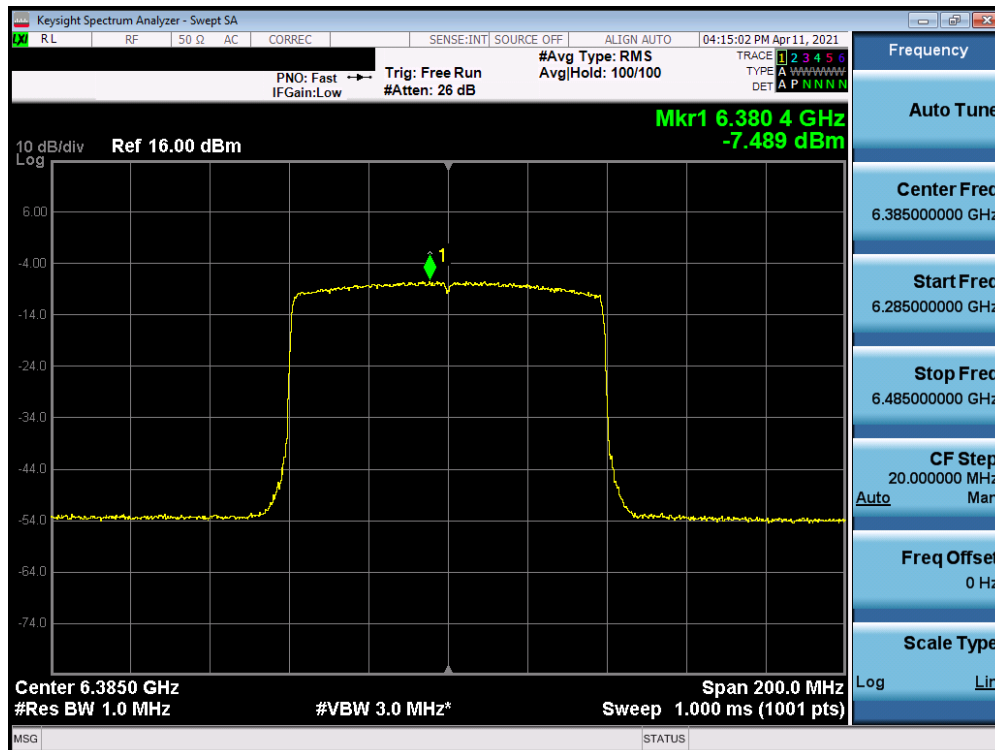
Plot 7-138. Power Spectral Density Measurement Plot MIMO ANT1 (80MHz 802.11ax (UNII Band 5) – Ch. 7)

FCC ID: A3LSMF926B	 <b>PCTEST</b> Proud to be part of 	MEASUREMENT REPORT (CERTIFICATION)		Approved by: Quality Manager
Test Report S/N: 1M2104190044-15-R2.A3L	Test Dates: 03/26 – 06/08/2021	EUT Type: Portable Handset		Page 98 of 261



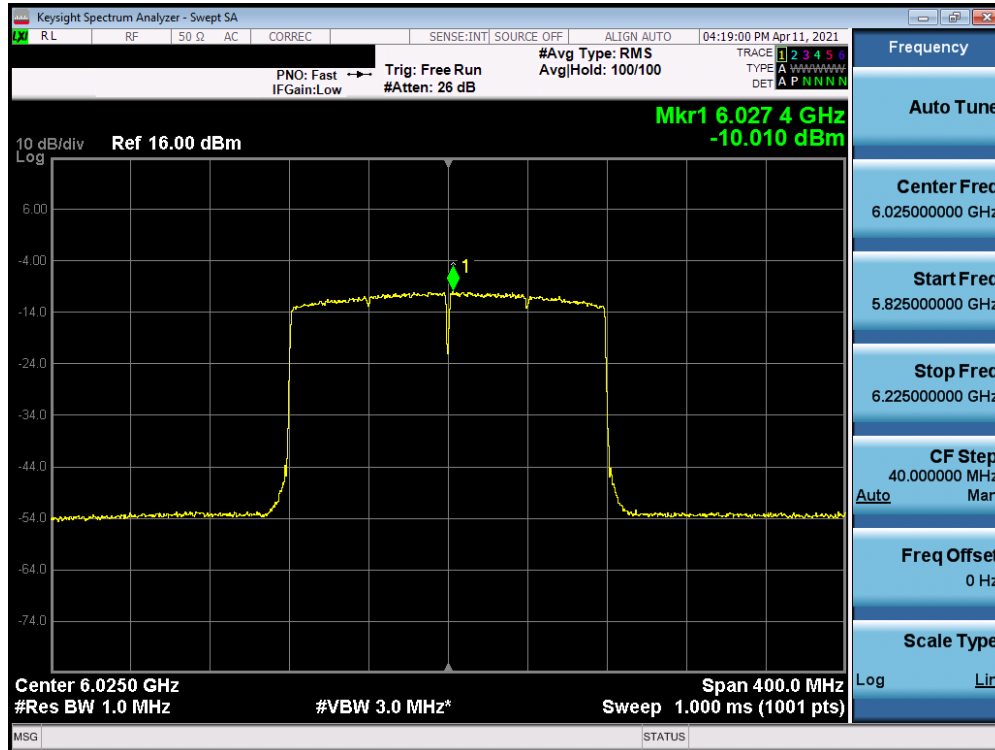


Plot 7-139. Power Spectral Density Measurement Plot MIMO ANT1 (80MHz 802.11ax (UNII Band 5) – Ch. 39)

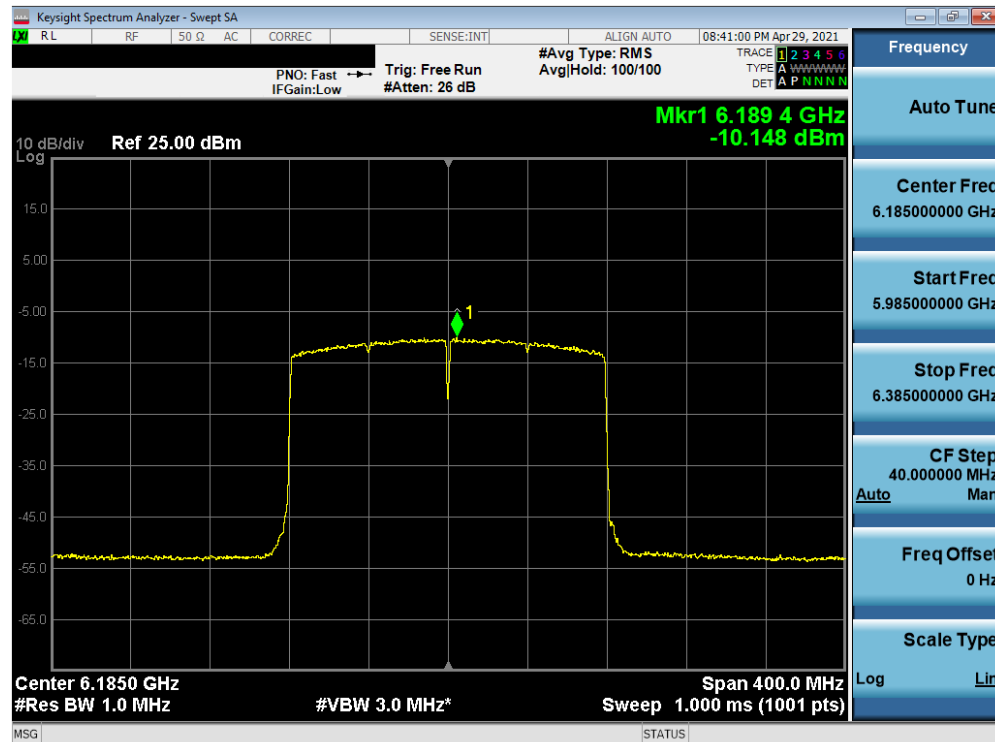


Plot 7-140. Power Spectral Density Measurement Plot MIMO ANT1 (80MHz 802.11ax (UNII Band 5) – Ch. 87)

FCC ID: A3LSMF926B	<b>PCTEST</b> Proud to be part of element	MEASUREMENT REPORT (CERTIFICATION)	<b>SAMSUNG</b>	Approved by: Quality Manager
Test Report S/N: 1M2104190044-15-R2.A3L	Test Dates: 03/26 – 06/08/2021	EUT Type: Portable Handset		Page 99 of 261

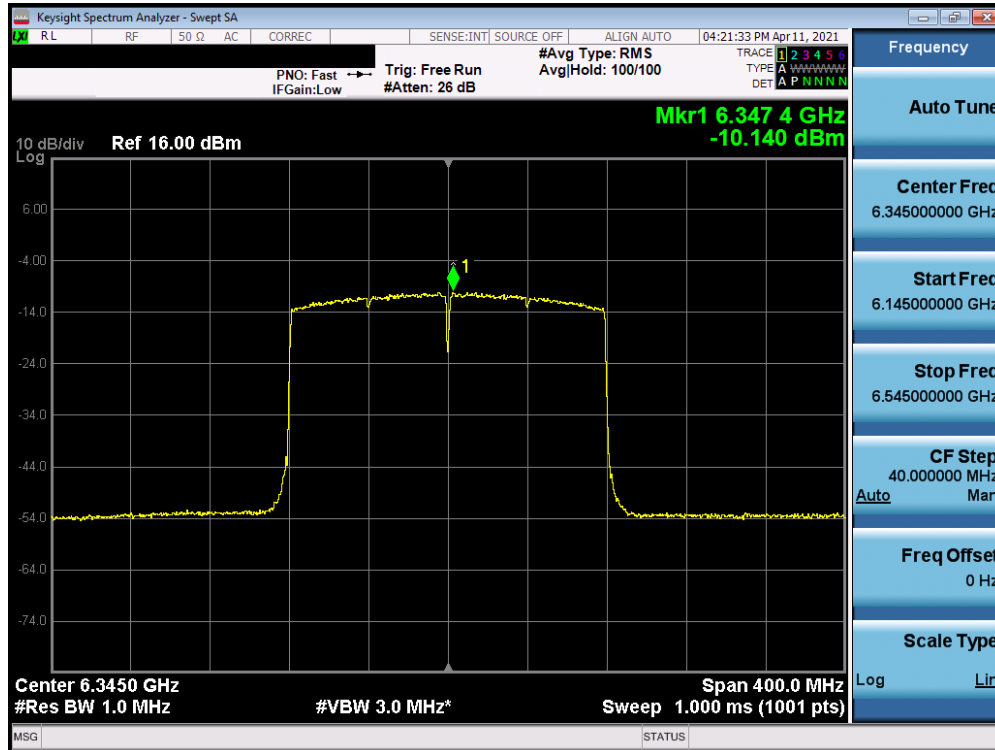


Plot 7-141. Power Spectral Density Measurement Plot MIMO ANT1 (160MHz 802.11ax (UNII Band 5) – Ch. 15)



Plot 7-142. Power Spectral Density Measurement Plot MIMO ANT1 (160MHz 802.11ax (UNII Band 5) – Ch. 47)

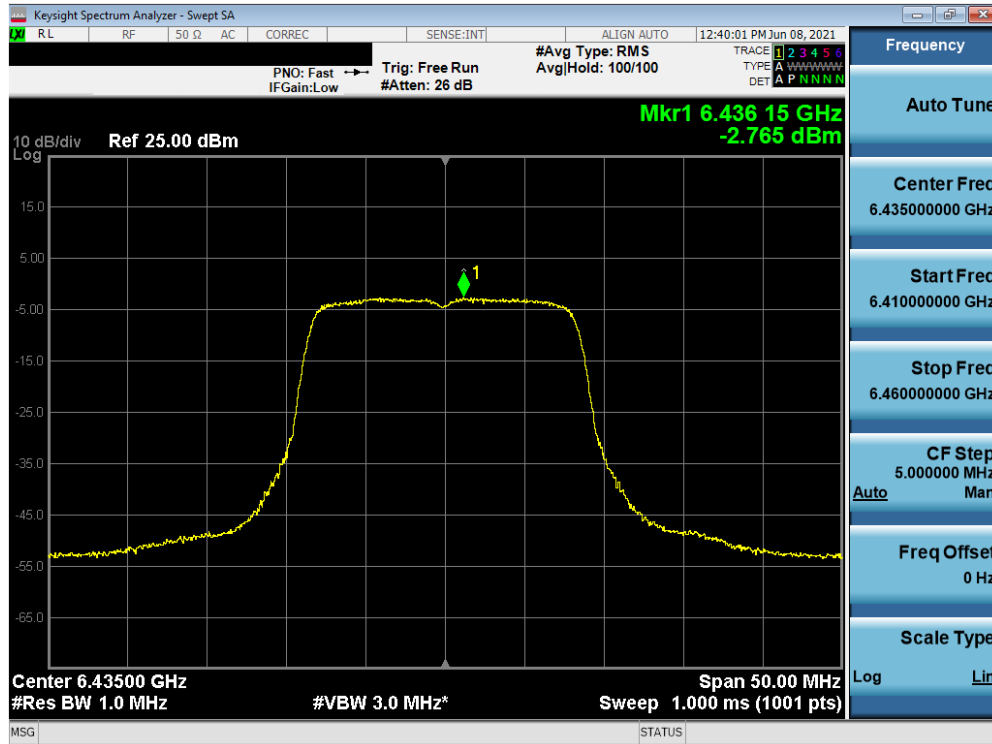
FCC ID: A3LSMF926B	<b>PCTEST</b> Proud to be part of element	MEASUREMENT REPORT (CERTIFICATION)	<b>SAMSUNG</b>	Approved by: Quality Manager
Test Report S/N: 1M2104190044-15-R2.A3L	Test Dates: 03/26 – 06/08/2021	EUT Type: Portable Handset		Page 100 of 261



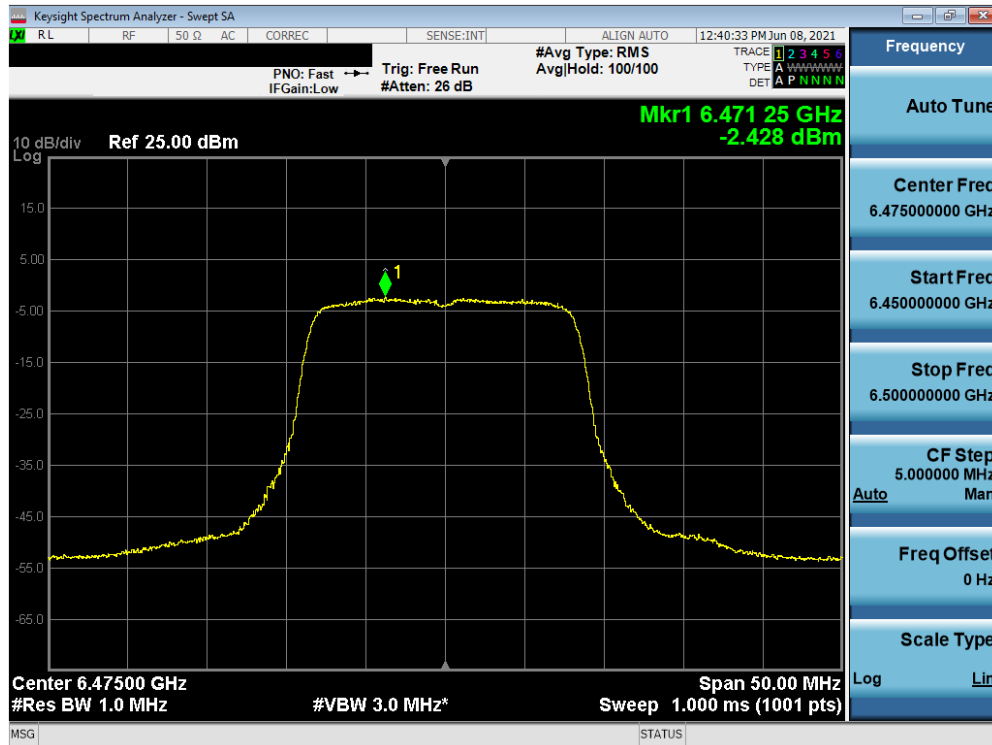
Plot 7-143. Power Spectral Density Measurement Plot MIMO ANT1 (160MHz 802.11ax (UNII Band 5) – Ch. 79)

FCC ID: A3LSMF926B	<b>PCTEST</b> Proud to be part of element	MEASUREMENT REPORT (CERTIFICATION)	<b>SAMSUNG</b>	Approved by: Quality Manager
Test Report S/N: 1M2104190044-15-R2.A3L	Test Dates: 03/26 – 06/08/2021	EUT Type: Portable Handset		Page 101 of 261

## MIMO Antenna-1 Power Spectral Density Measurements - (UNII Band 6)

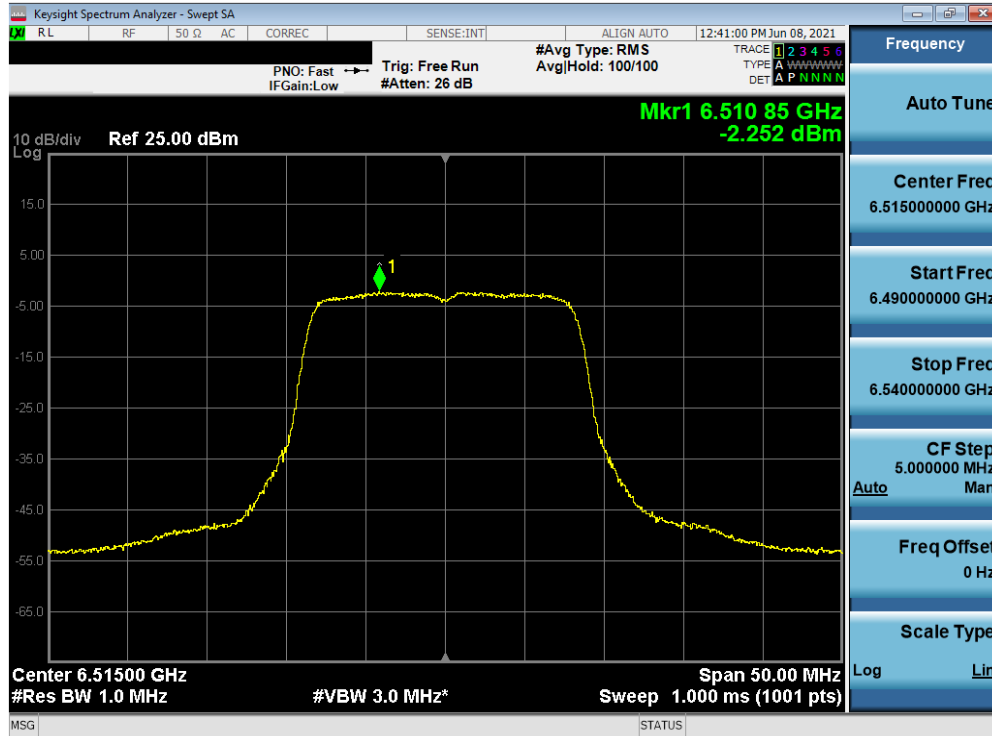


Plot 7-144. Power Spectral Density Measurement Plot MIMO ANT1 (20MHz 802.11a (UNII Band 6) – Ch. 97)

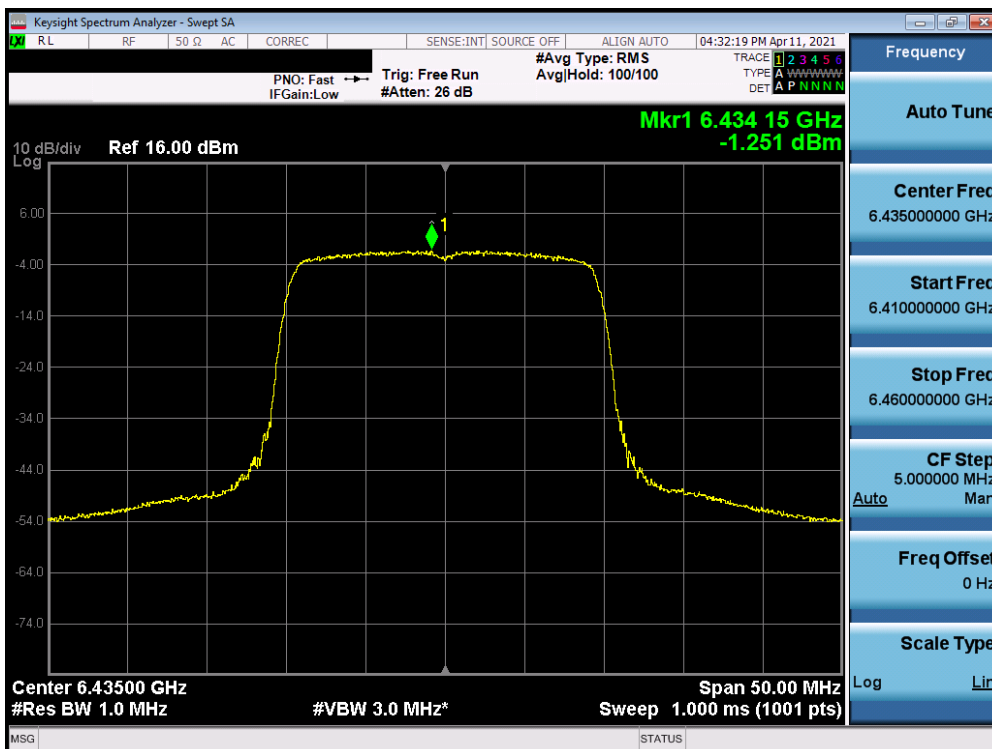


Plot 7-145. Power Spectral Density Measurement Plot MIMO ANT1 (20MHz 802.11a (UNII Band 6) – Ch. 105)

FCC ID: A3LSMF926B	<b>PCTEST</b> Proud to be part of element	MEASUREMENT REPORT (CERTIFICATION)	<b>SAMSUNG</b>	Approved by: Quality Manager
Test Report S/N: 1M2104190044-15-R2.A3L	Test Dates: 03/26 – 06/08/2021	EUT Type: Portable Handset		Page 102 of 261

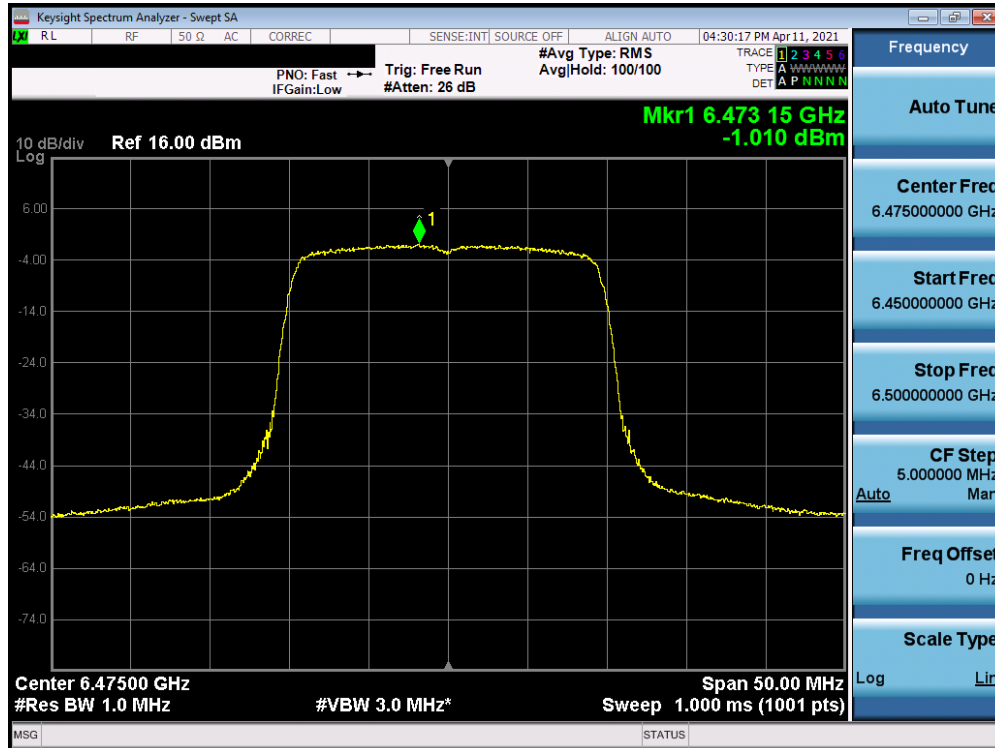


Plot 7-146. Power Spectral Density Measurement Plot MIMO ANT1 (20MHz 802.11a (UNII Band 6) – Ch. 113)

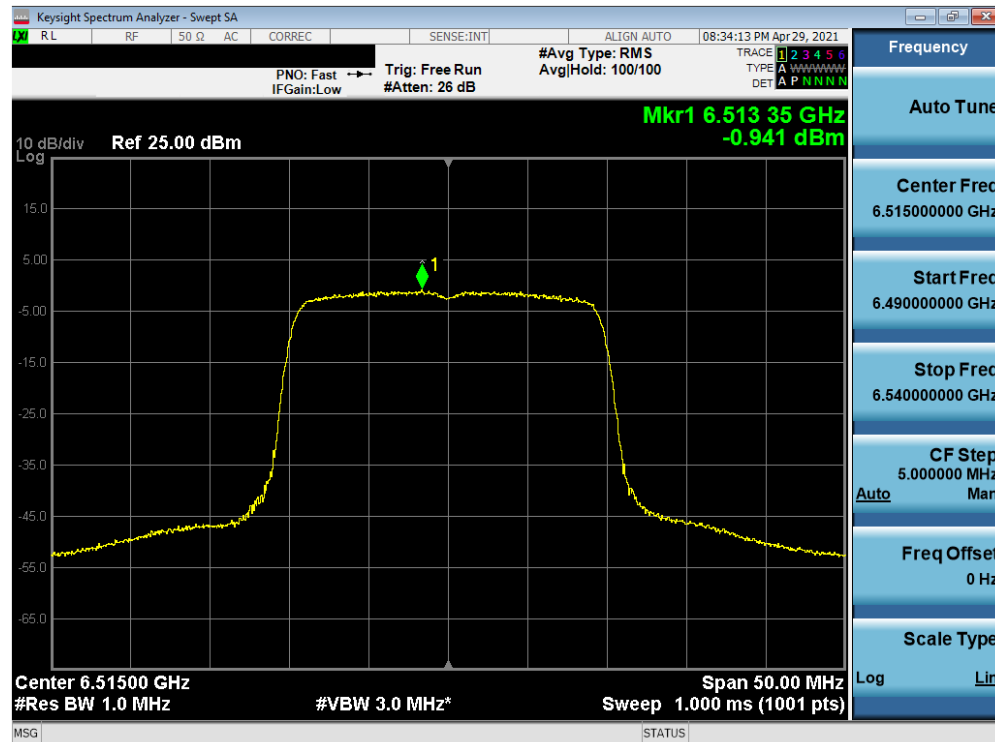


Plot 7-147. Power Spectral Density Measurement Plot MIMO ANT1 (20MHz 802.11ax (UNII Band 6) – Ch. 97)

FCC ID: A3LSMF926B	<b>PCTEST</b> Proud to be part of element	MEASUREMENT REPORT (CERTIFICATION)	<b>SAMSUNG</b>	Approved by: Quality Manager
Test Report S/N: 1M2104190044-15-R2.A3L	Test Dates: 03/26 – 06/08/2021	EUT Type: Portable Handset		Page 103 of 261

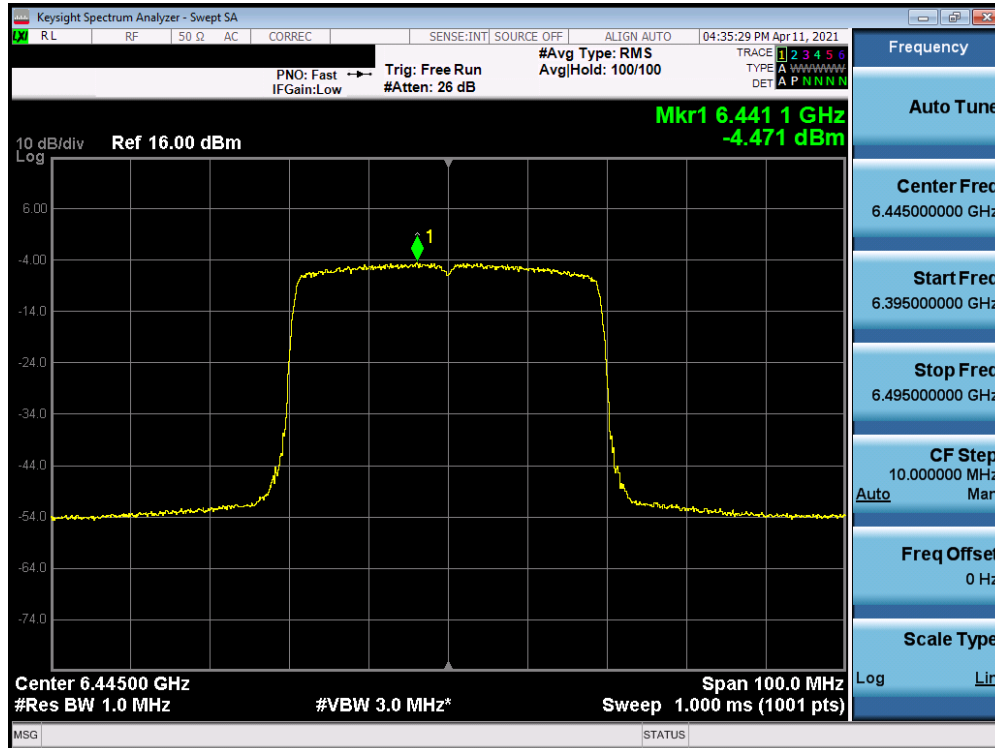


Plot 7-148. Power Spectral Density Measurement Plot MIMO ANT1 (20MHz 802.11ax (UNII Band 6) – Ch. 105)

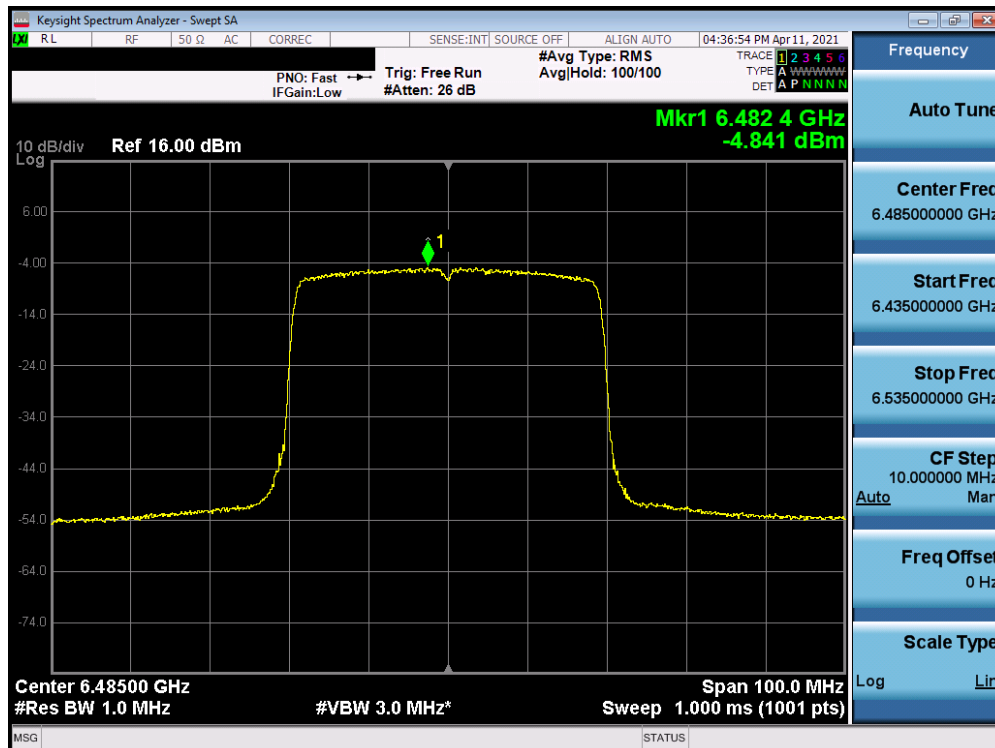


Plot 7-149. Power Spectral Density Measurement Plot MIMO ANT1 (20MHz 802.11ax (UNII Band 6) – Ch. 113)

FCC ID: A3LSMF926B	<b>PCTEST</b> Proud to be part of element	MEASUREMENT REPORT (CERTIFICATION)	<b>SAMSUNG</b>	Approved by: Quality Manager
Test Report S/N: 1M2104190044-15-R2.A3L	Test Dates: 03/26 – 06/08/2021	EUT Type: Portable Handset		Page 104 of 261

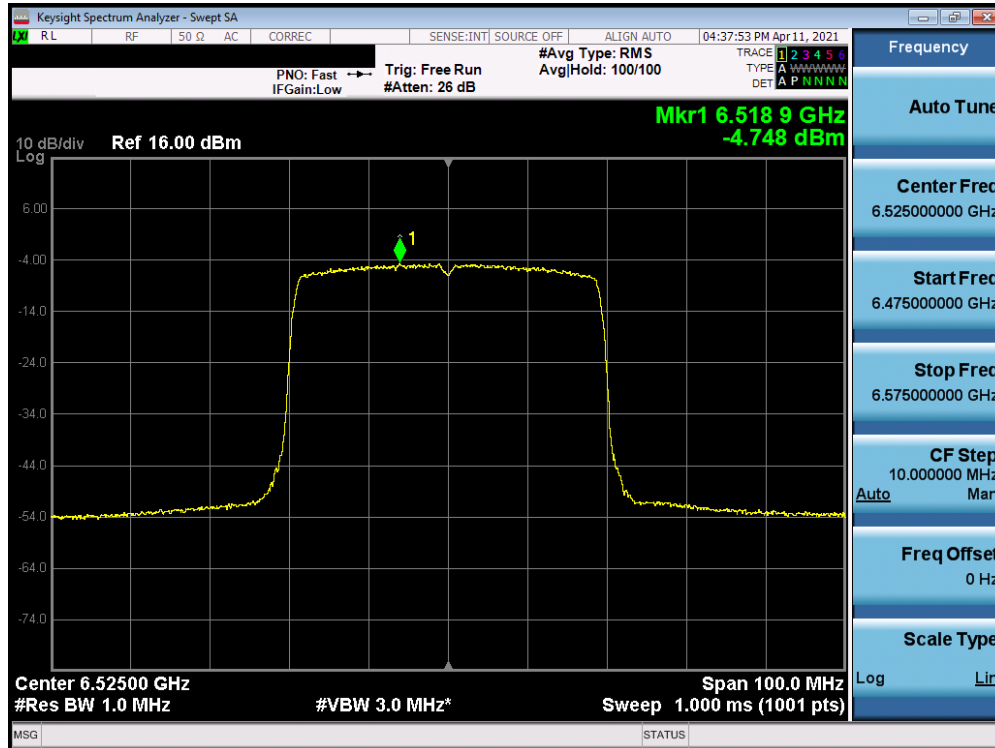


Plot 7-150. Power Spectral Density Measurement Plot MIMO ANT1 (40MHz 802.11ax (UNII Band 6) – Ch. 99)

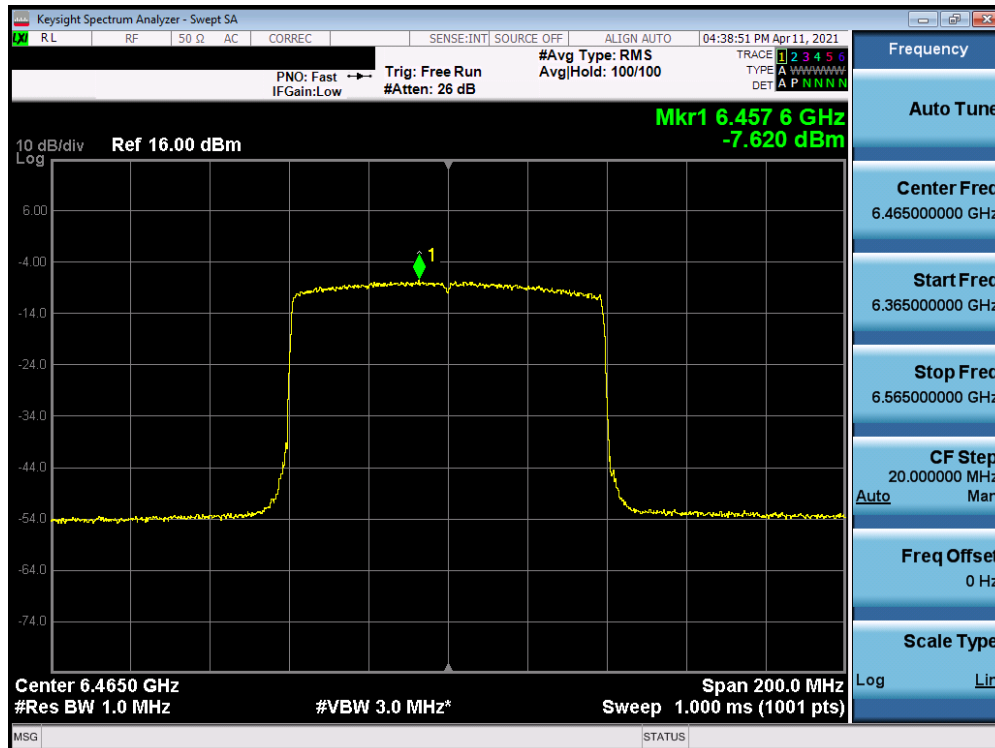


Plot 7-151. Power Spectral Density Measurement Plot MIMO ANT1 (40MHz 802.11ax (UNII Band 6) – Ch. 107)

FCC ID: A3LSMF926B	<b>PCTEST</b> Proud to be part of element	MEASUREMENT REPORT (CERTIFICATION)	<b>SAMSUNG</b>	Approved by: Quality Manager
Test Report S/N: 1M2104190044-15-R2.A3L	Test Dates: 03/26 – 06/08/2021	EUT Type: Portable Handset		Page 105 of 261



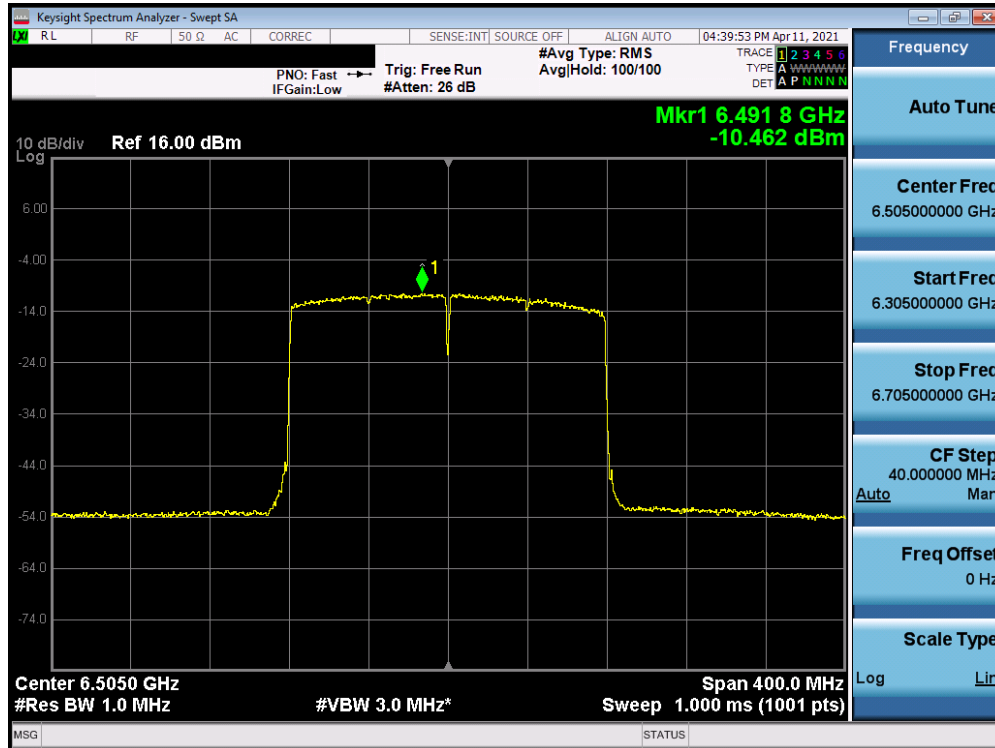
Plot 7-152. Power Spectral Density Measurement Plot MIMO ANT1 (40MHz 802.11ax (UNII Band 6) – Ch. 115)



Plot 7-153. Power Spectral Density Measurement Plot MIMO ANT1 (80MHz 802.11ax (UNII Band 6) – Ch. 103)

FCC ID: A3LSMF926B	<b>PCTEST</b> Proud to be part of element	MEASUREMENT REPORT (CERTIFICATION)	<b>SAMSUNG</b>	Approved by: Quality Manager
Test Report S/N: 1M2104190044-15-R2.A3L	Test Dates: 03/26 – 06/08/2021	EUT Type: Portable Handset		Page 106 of 261

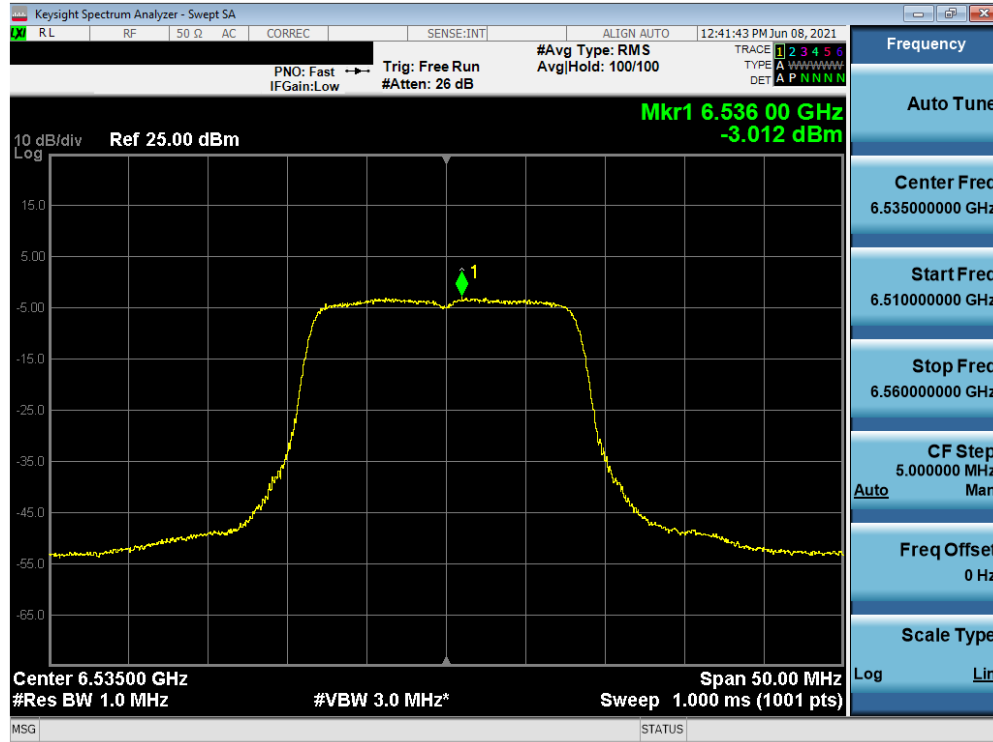




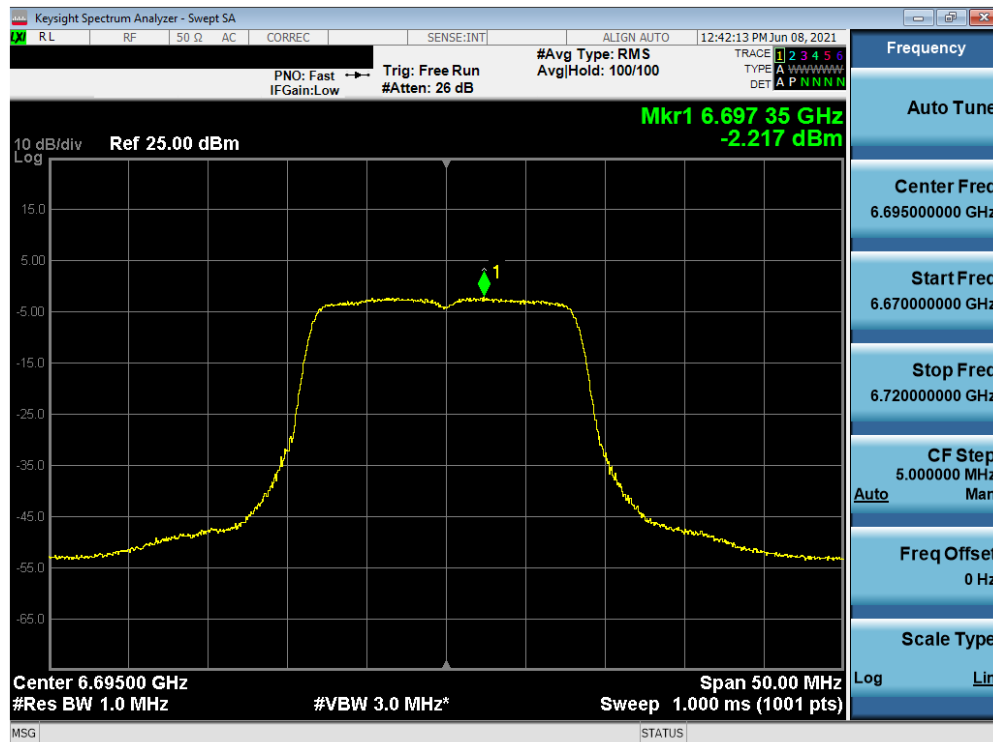
Plot 7-154. Power Spectral Density Measurement Plot MIMO ANT1 (160MHz 802.11ax (UNII Band 6) – Ch. 111)

FCC ID: A3LSMF926B	 <b>PCTEST</b> Proud to be part of 	MEASUREMENT REPORT (CERTIFICATION)		Approved by: Quality Manager
Test Report S/N: 1M2104190044-15-R2.A3L	Test Dates: 03/26 – 06/08/2021	EUT Type: Portable Handset		Page 107 of 261

## MIMO Antenna-1 Power Spectral Density Measurements - (UNII Band 7)

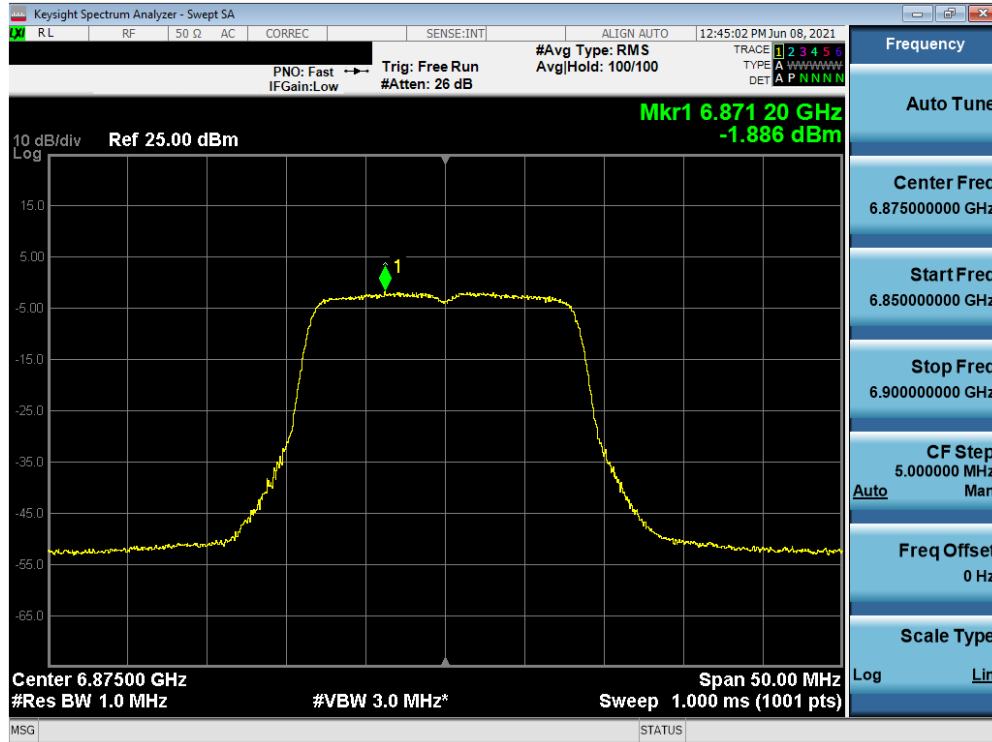


Plot 7-155. Power Spectral Density Measurement Plot MIMO ANT1 (20MHz 802.11a (UNII Band 7) – Ch. 117)

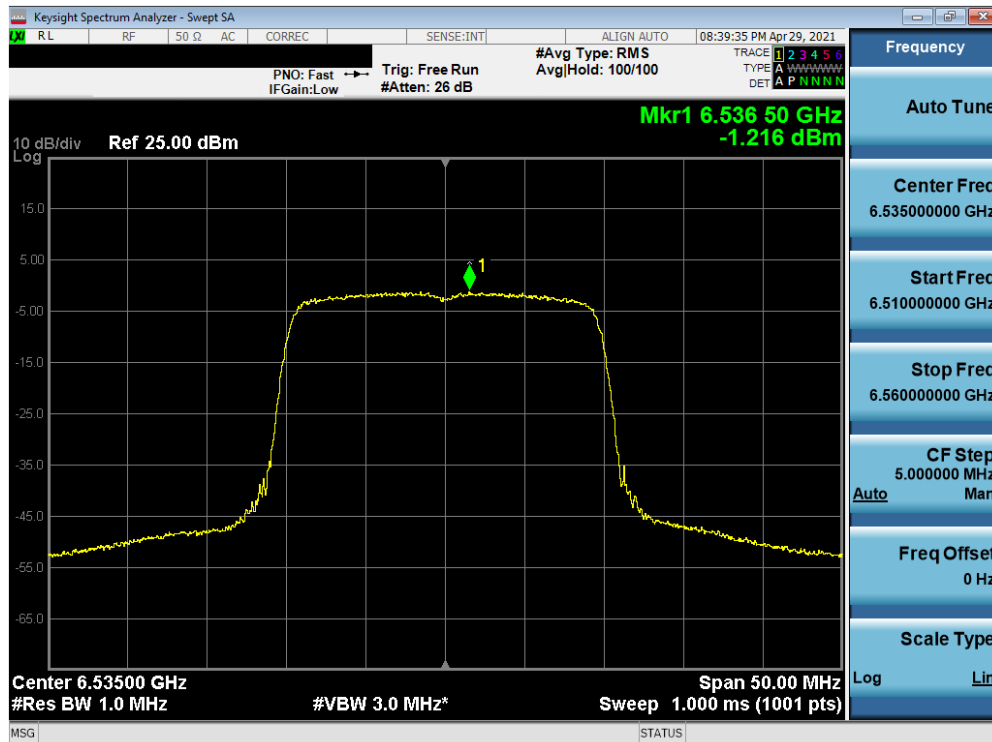


Plot 7-156. Power Spectral Density Measurement Plot MIMO ANT1 (20MHz 802.11a (UNII Band 7) – Ch. 149)

FCC ID: A3LSMF926B	<b>PCTEST</b> Proud to be part of element	MEASUREMENT REPORT (CERTIFICATION)	<b>SAMSUNG</b>	Approved by: Quality Manager
Test Report S/N: 1M2104190044-15-R2.A3L	Test Dates: 03/26 – 06/08/2021	EUT Type: Portable Handset		Page 108 of 261

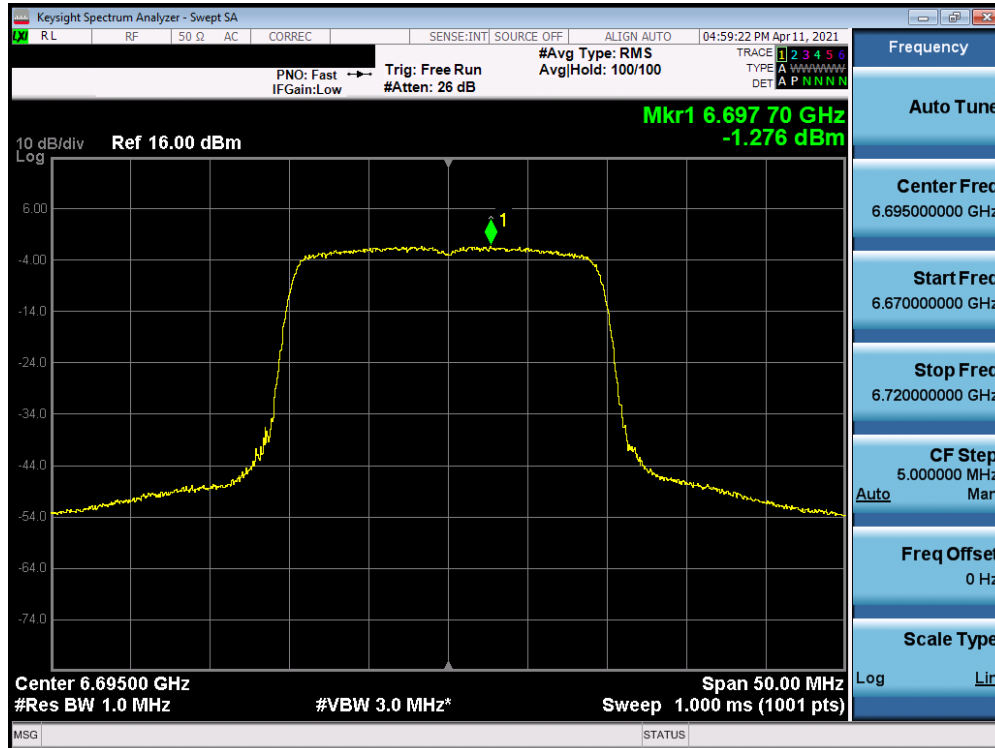


Plot 7-157. Power Spectral Density Measurement Plot MIMO ANT1 (20MHz 802.11a (UNII Band 7) – Ch. 185)

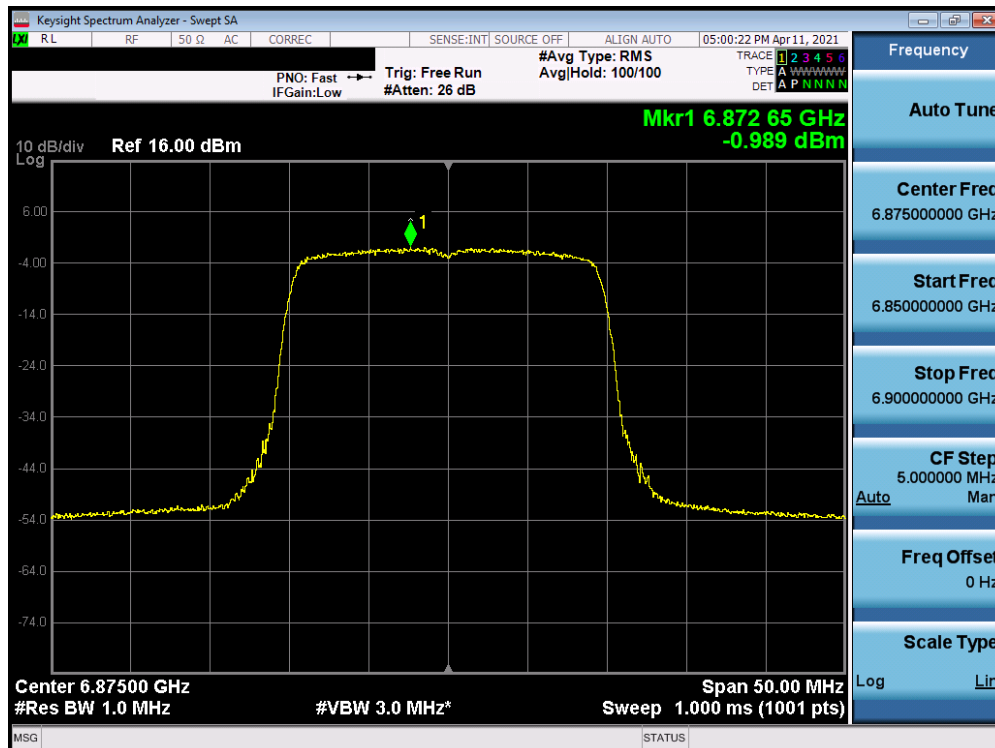


Plot 7-158. Power Spectral Density Measurement Plot MIMO ANT1 (20MHz 802.11ax (UNII Band 7) – Ch. 117)

FCC ID: A3LSMF926B	<b>PCTEST</b> Proud to be part of element	MEASUREMENT REPORT (CERTIFICATION)	<b>SAMSUNG</b>	Approved by: Quality Manager
Test Report S/N: 1M2104190044-15-R2.A3L	Test Dates: 03/26 – 06/08/2021	EUT Type: Portable Handset		Page 109 of 261

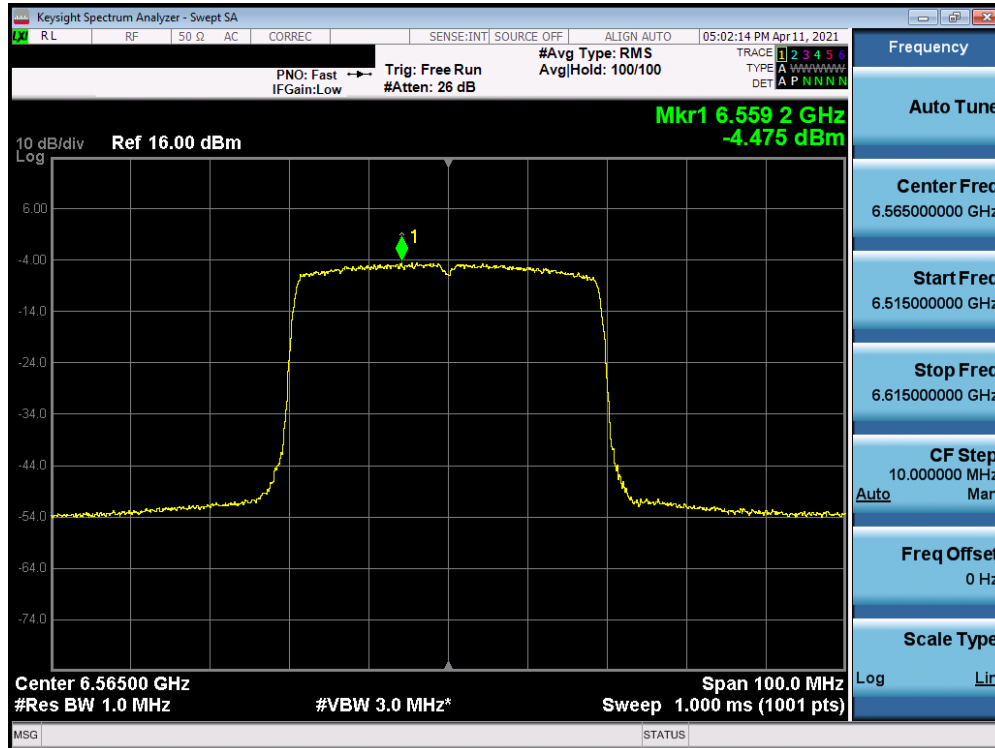


Plot 7-159. Power Spectral Density Measurement Plot MIMO ANT1 (20MHz 802.11ax (UNII Band 7) – Ch. 149)

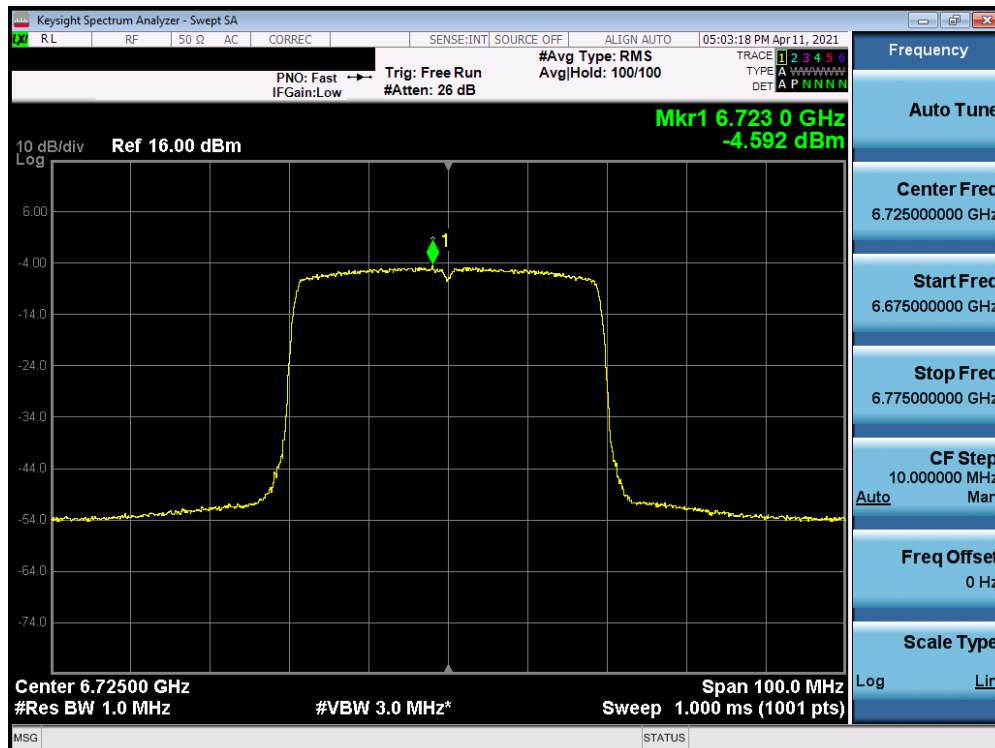


Plot 7-160. Power Spectral Density Measurement Plot MIMO ANT1 (20MHz 802.11ax (UNII Band 7) – Ch. 185)

FCC ID: A3LSMF926B	<b>PCTEST</b> Proud to be part of element	MEASUREMENT REPORT (CERTIFICATION)	<b>SAMSUNG</b>	Approved by: Quality Manager
Test Report S/N: 1M2104190044-15-R2.A3L	Test Dates: 03/26 – 06/08/2021	EUT Type: Portable Handset		Page 110 of 261

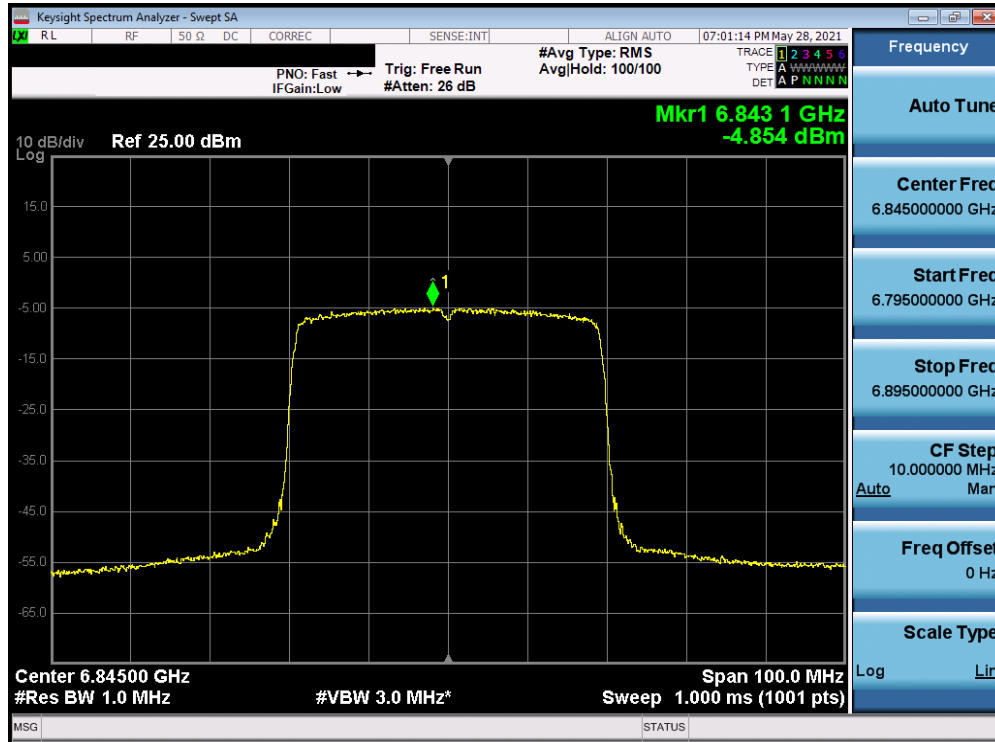


Plot 7-161. Power Spectral Density Measurement Plot MIMO ANT1 (40MHz 802.11ax (UNII Band 7) – Ch. 123)

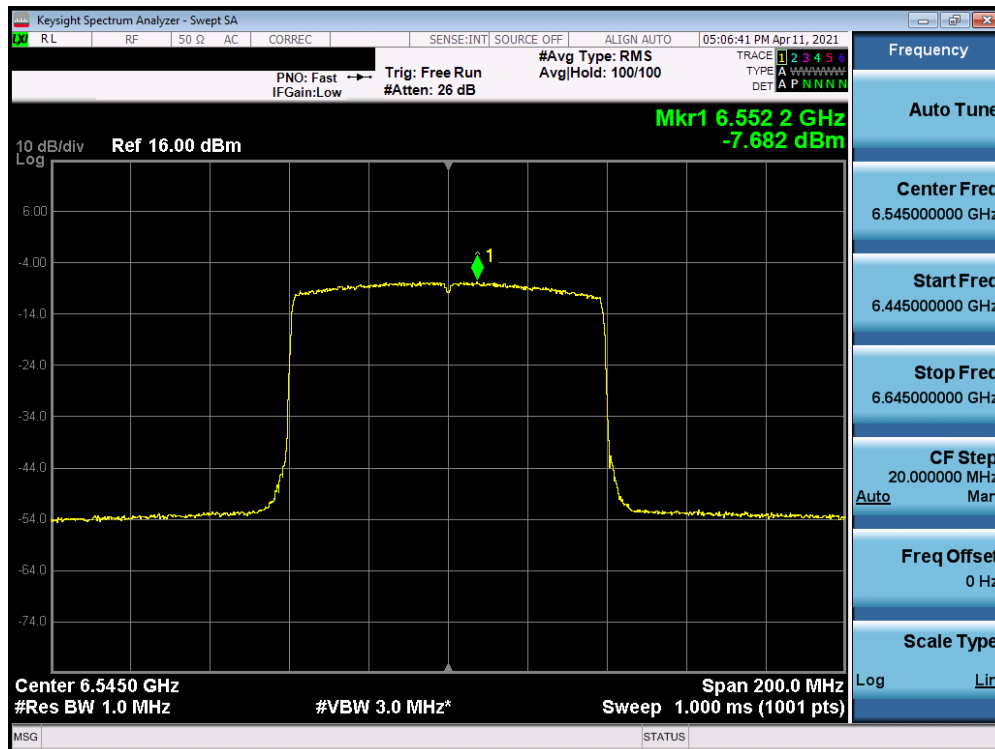


Plot 7-162. Power Spectral Density Measurement Plot MIMO ANT1 (40MHz 802.11ax (UNII Band 7) – Ch. 155)

FCC ID: A3LSMF926B	<b>PCTEST</b> Proud to be part of element	MEASUREMENT REPORT (CERTIFICATION)	<b>SAMSUNG</b>	Approved by: Quality Manager
Test Report S/N: 1M2104190044-15-R2.A3L	Test Dates: 03/26 – 06/08/2021	EUT Type: Portable Handset		Page 111 of 261

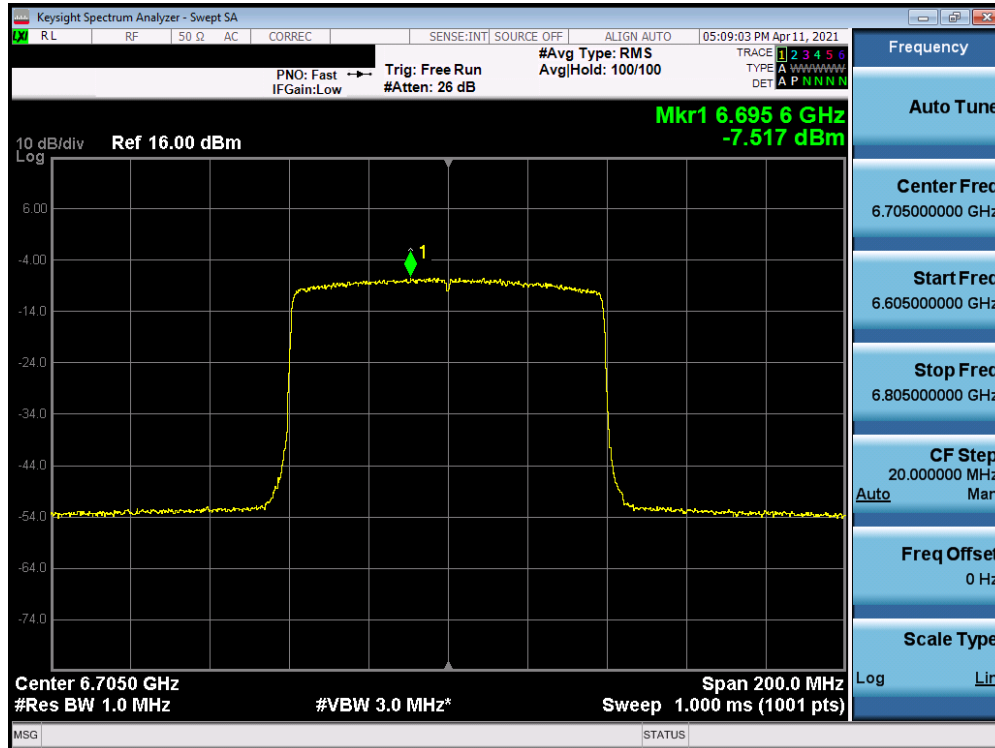


Plot 7-163. Power Spectral Density Measurement Plot MIMO ANT1 (40MHz 802.11ax (UNII Band 7) – Ch. 179)

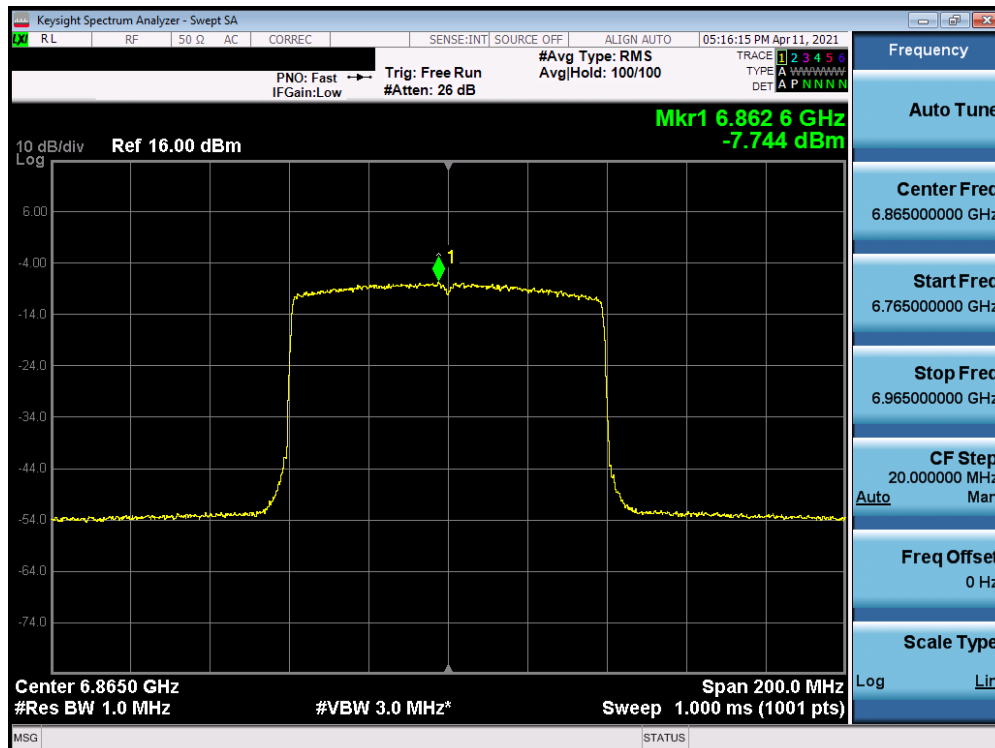


Plot 7-164. Power Spectral Density Measurement Plot MIMO ANT1 (80MHz 802.11ax (UNII Band 7) – Ch. 119)

FCC ID: A3LSMF926B	<b>PCTEST</b> Proud to be part of element	MEASUREMENT REPORT (CERTIFICATION)	<b>SAMSUNG</b>	Approved by: Quality Manager
Test Report S/N: 1M2104190044-15-R2.A3L	Test Dates: 03/26 – 06/08/2021	EUT Type: Portable Handset		Page 112 of 261

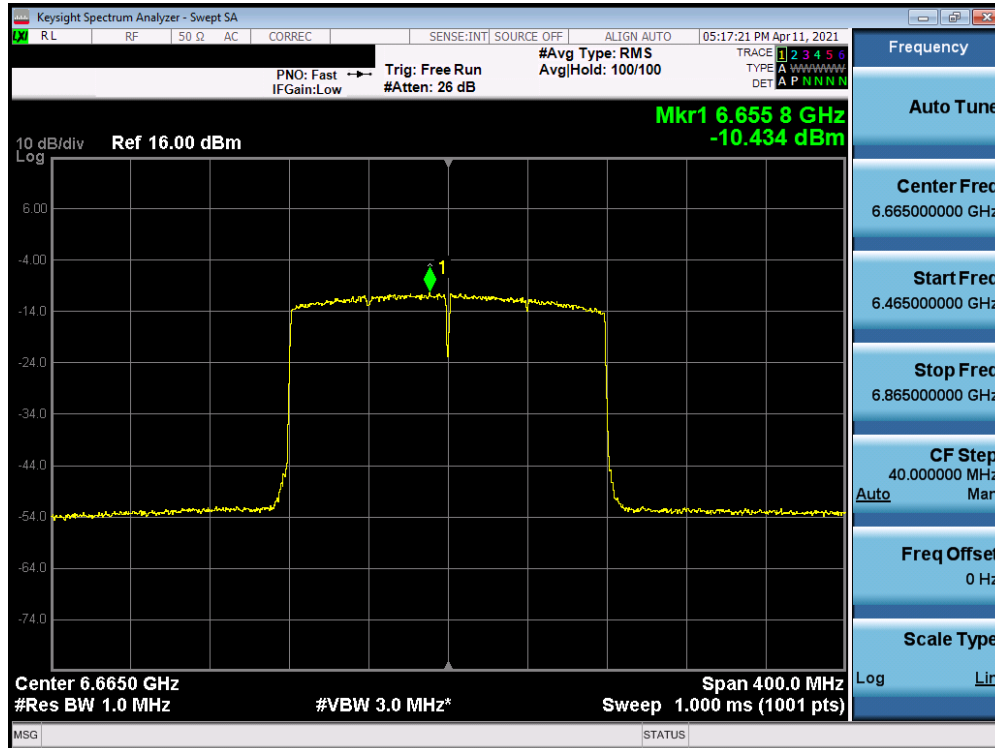


Plot 7-165. Power Spectral Density Measurement Plot MIMO ANT1 (80MHz 802.11ax (UNII Band 7) – Ch. 151)

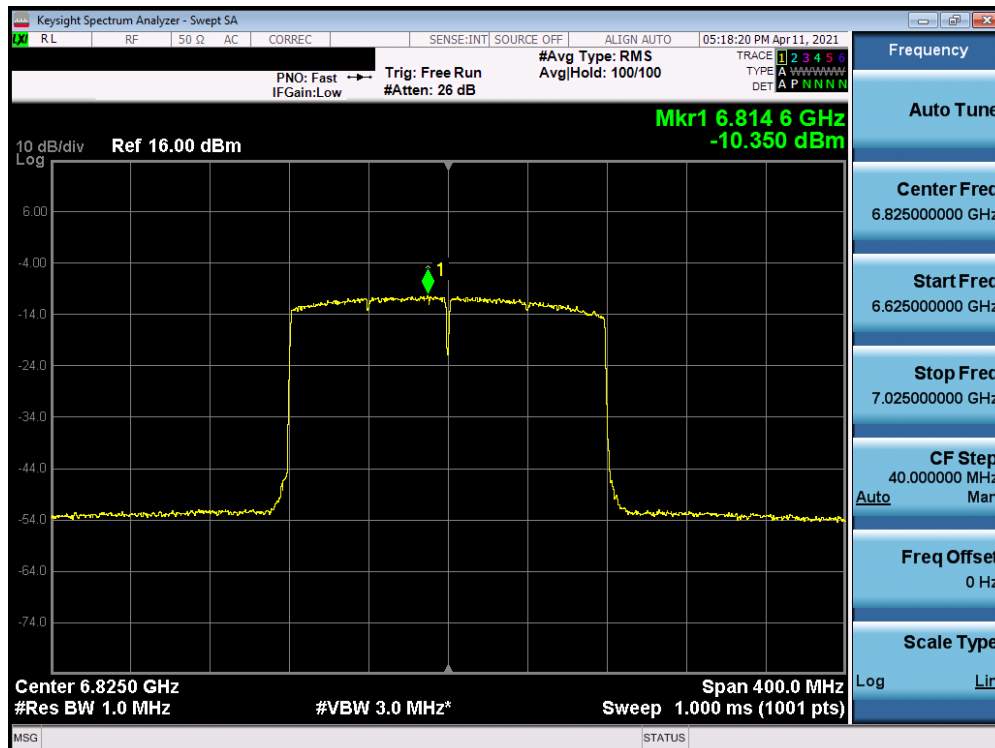


Plot 7-166. Power Spectral Density Measurement Plot MIMO ANT1 (80MHz 802.11ax (UNII Band 7) – Ch. 183)

FCC ID: A3LSMF926B	<b>PCTEST</b> Proud to be part of element	MEASUREMENT REPORT (CERTIFICATION)	<b>SAMSUNG</b>	Approved by: Quality Manager
Test Report S/N: 1M2104190044-15-R2.A3L	Test Dates: 03/26 – 06/08/2021	EUT Type: Portable Handset		Page 113 of 261



Plot 7-167. Power Spectral Density Measurement Plot MIMO ANT1 (160MHz 802.11ax (UNII Band 7) – Ch. 143)

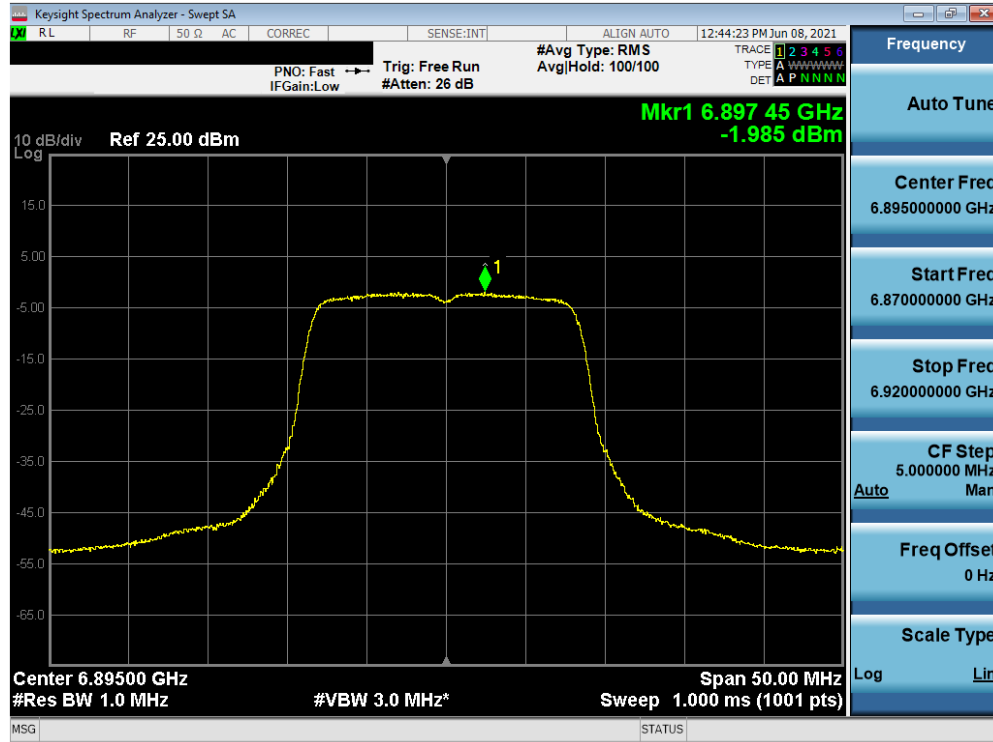


Plot 7-168. Power Spectral Density Measurement Plot MIMO ANT1 (160MHz 802.11ax (UNII Band 7) – Ch. 175)

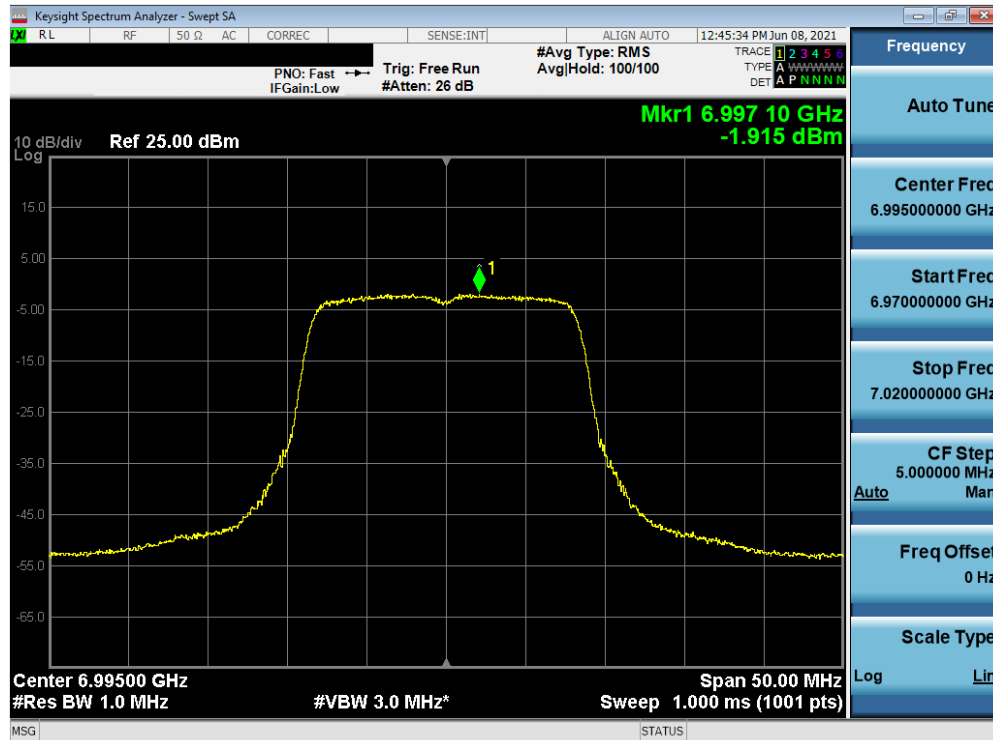
FCC ID: A3LSMF926B	<b>PCTEST</b> Proud to be part of element	MEASUREMENT REPORT (CERTIFICATION)	<b>SAMSUNG</b>	Approved by: Quality Manager
Test Report S/N: 1M2104190044-15-R2.A3L	Test Dates: 03/26 – 06/08/2021	EUT Type: Portable Handset		Page 114 of 261



## MIMO Antenna-1 Power Spectral Density Measurements - (UNII Band 8)

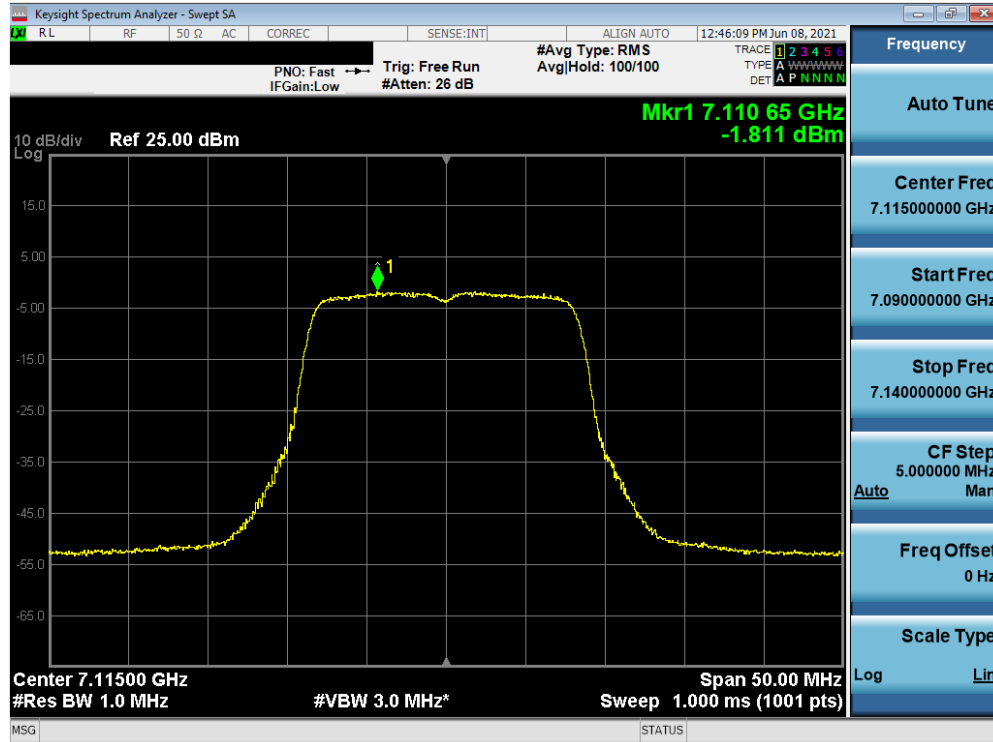


Plot 7-169. Power Spectral Density Measurement Plot MIMO ANT1 (20MHz 802.11a (UNII Band 8) – Ch. 189)

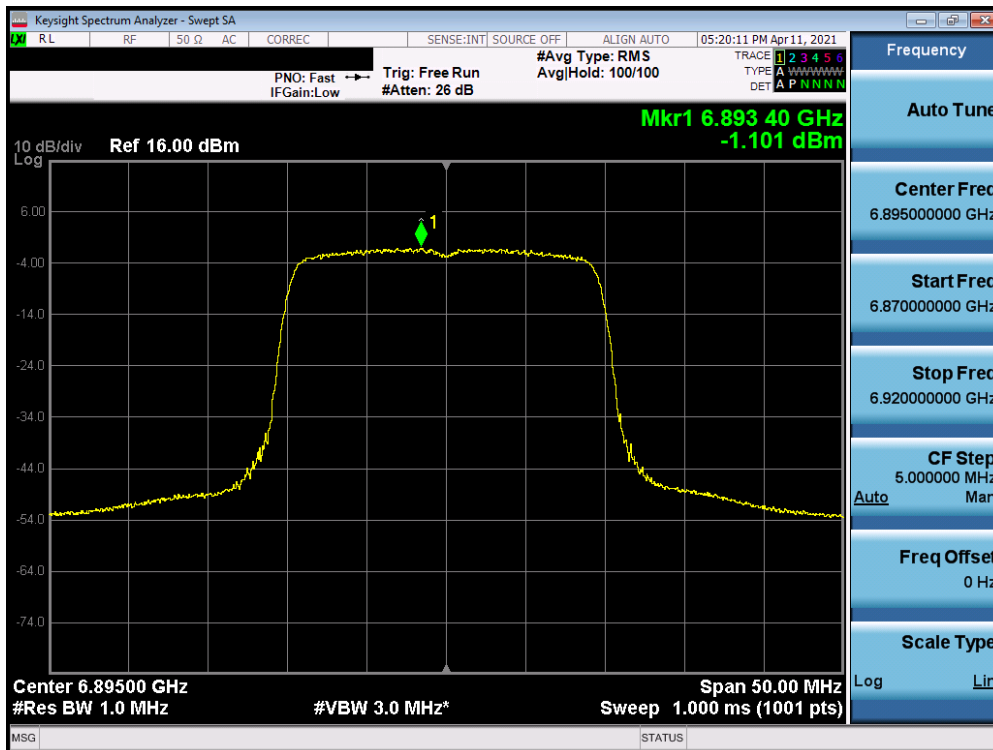


Plot 7-170. Power Spectral Density Measurement Plot MIMO ANT1 (20MHz 802.11a (UNII Band 8) – Ch. 209)

FCC ID: A3LSMF926B	<b>PCTEST</b> Proud to be part of element	MEASUREMENT REPORT (CERTIFICATION)	<b>SAMSUNG</b>	Approved by: Quality Manager
Test Report S/N: 1M2104190044-15-R2.A3L	Test Dates: 03/26 – 06/08/2021	EUT Type: Portable Handset		Page 115 of 261

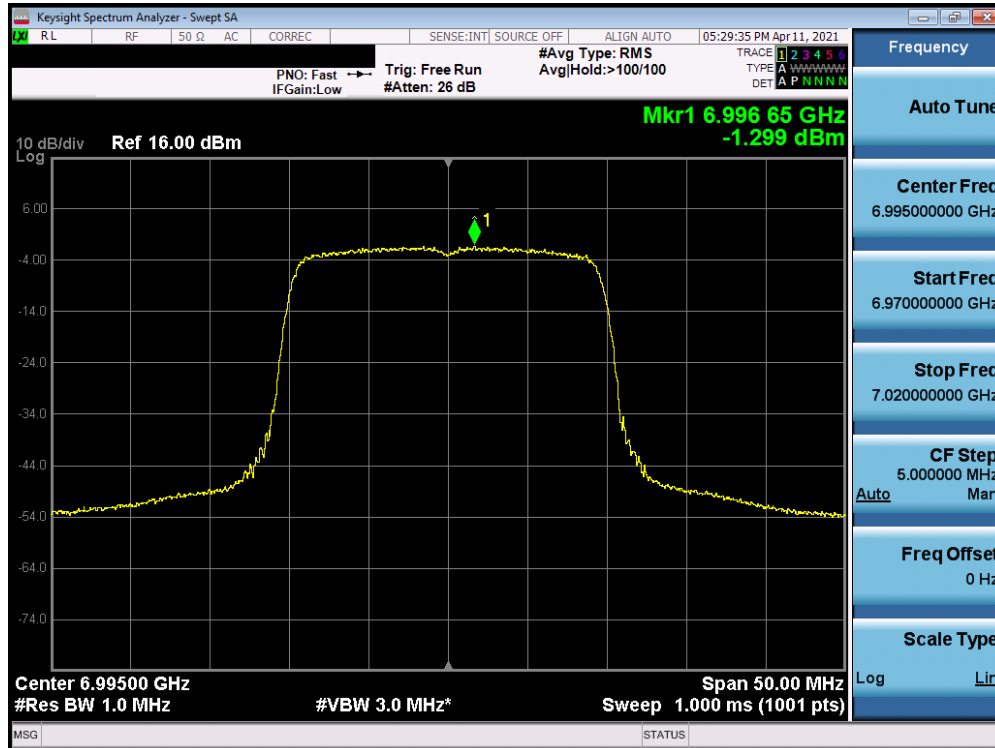


Plot 7-171. Power Spectral Density Measurement Plot MIMO ANT1 (20MHz 802.11a (UNII Band 8) – Ch. 233)

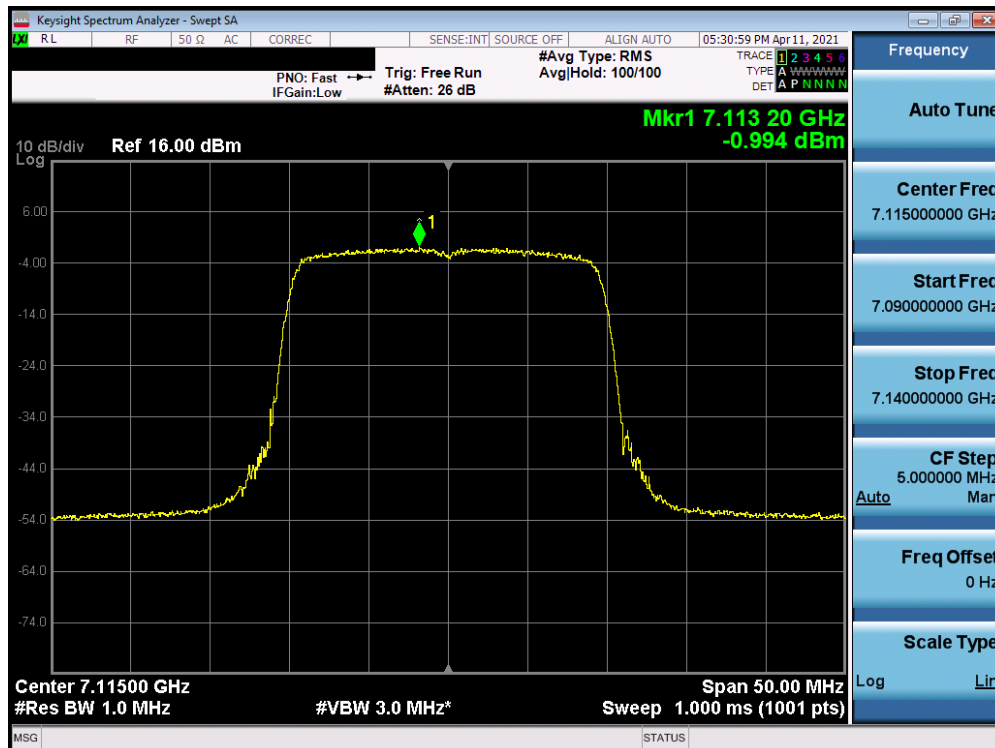


Plot 7-172. Power Spectral Density Measurement Plot MIMO ANT1 (20MHz 802.11ax (UNII Band 8) – Ch. 189)

FCC ID: A3LSMF926B	<b>PCTEST</b> Proud to be part of element	MEASUREMENT REPORT (CERTIFICATION)	<b>SAMSUNG</b>	Approved by: Quality Manager
Test Report S/N: 1M2104190044-15-R2.A3L	Test Dates: 03/26 – 06/08/2021	EUT Type: Portable Handset		Page 116 of 261

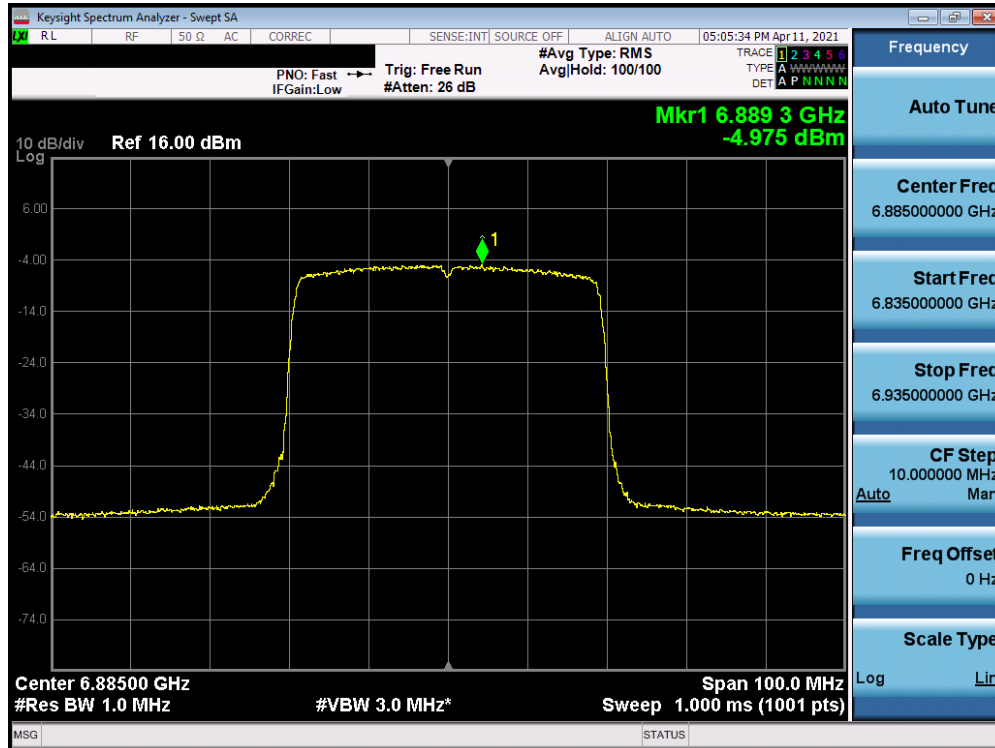


Plot 7-173. Power Spectral Density Measurement Plot MIMO ANT1 (20MHz 802.11ax (UNII Band 8) – Ch. 209)

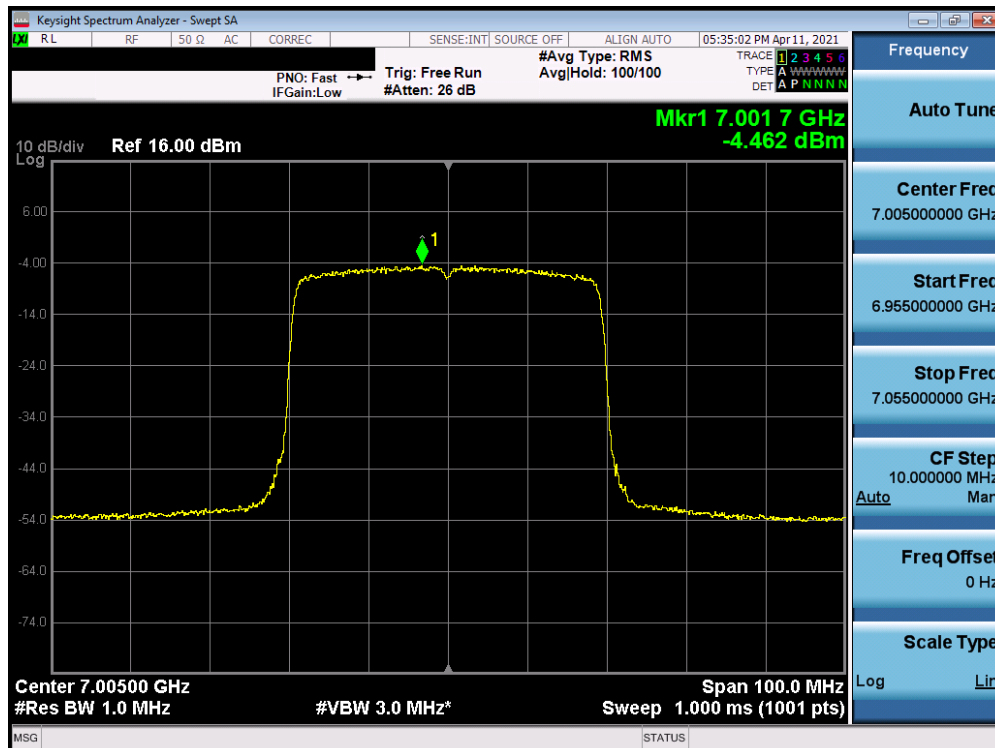


Plot 7-174. Power Spectral Density Measurement Plot MIMO ANT1 (20MHz 802.11ax (UNII Band 8) – Ch. 233)

FCC ID: A3LSMF926B	<b>PCTEST</b> Proud to be part of element	MEASUREMENT REPORT (CERTIFICATION)	<b>SAMSUNG</b>	Approved by: Quality Manager
Test Report S/N: 1M2104190044-15-R2.A3L	Test Dates: 03/26 – 06/08/2021	EUT Type: Portable Handset		Page 117 of 261

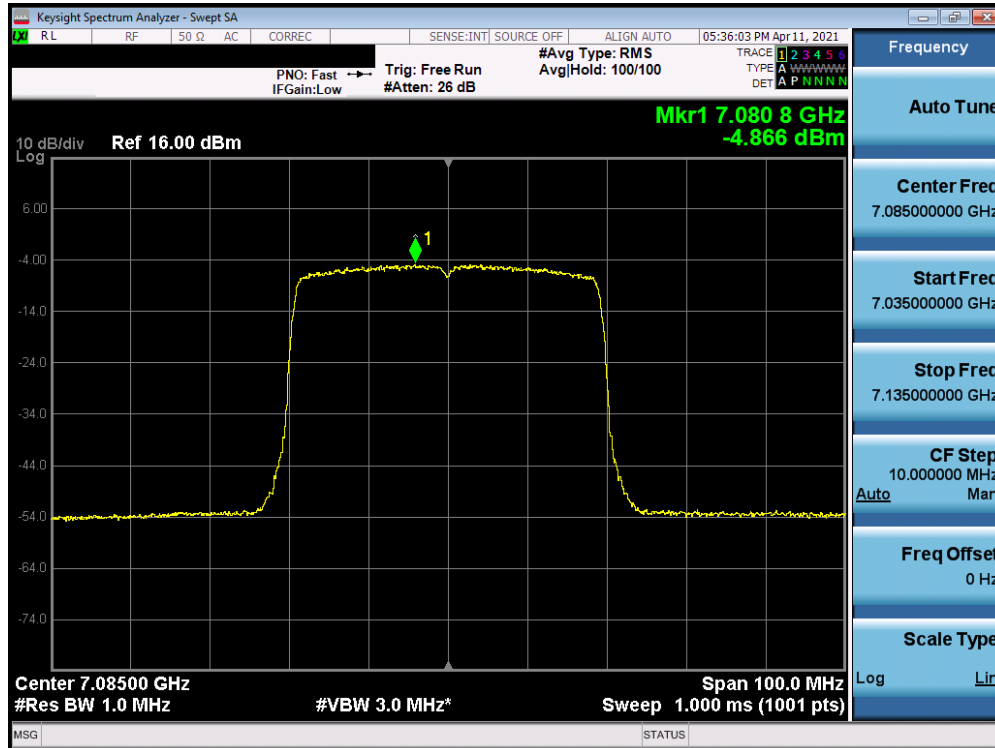


Plot 7-175. Power Spectral Density Measurement Plot MIMO ANT1 (40MHz 802.11ax (UNII Band 8) – Ch. 187)

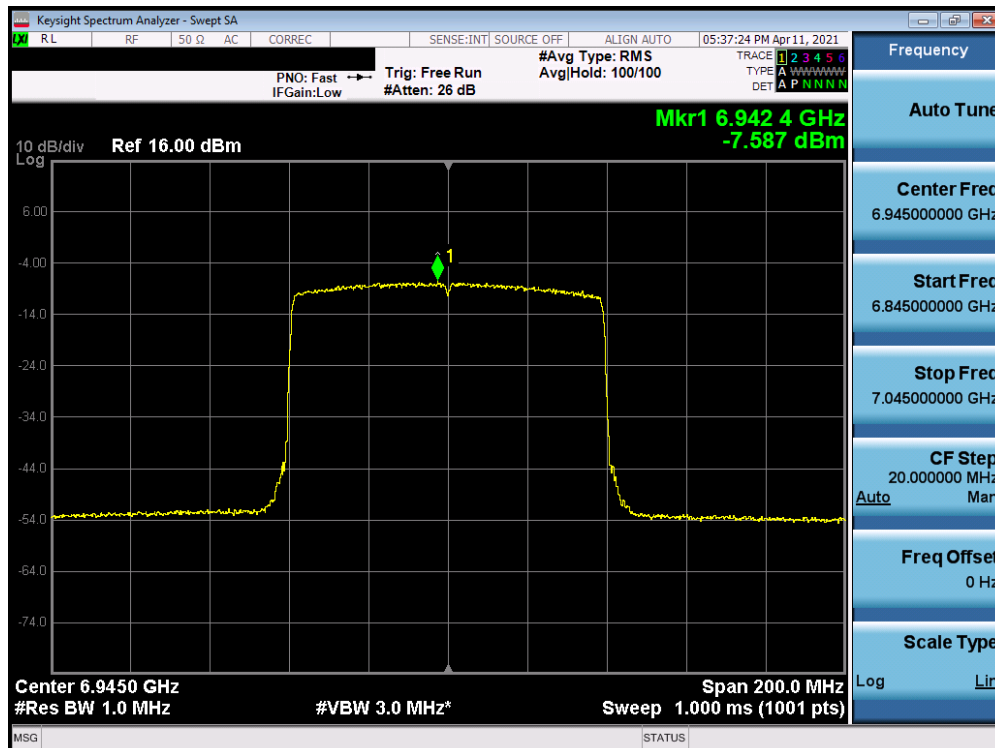


Plot 7-176. Power Spectral Density Measurement Plot MIMO ANT1 (40MHz 802.11ax (UNII Band 8) – Ch. 211)

FCC ID: A3LSMF926B	<b>PCTEST</b> Proud to be part of element	MEASUREMENT REPORT (CERTIFICATION)	<b>SAMSUNG</b>	Approved by: Quality Manager
Test Report S/N: 1M2104190044-15-R2.A3L	Test Dates: 03/26 – 06/08/2021	EUT Type: Portable Handset		Page 118 of 261

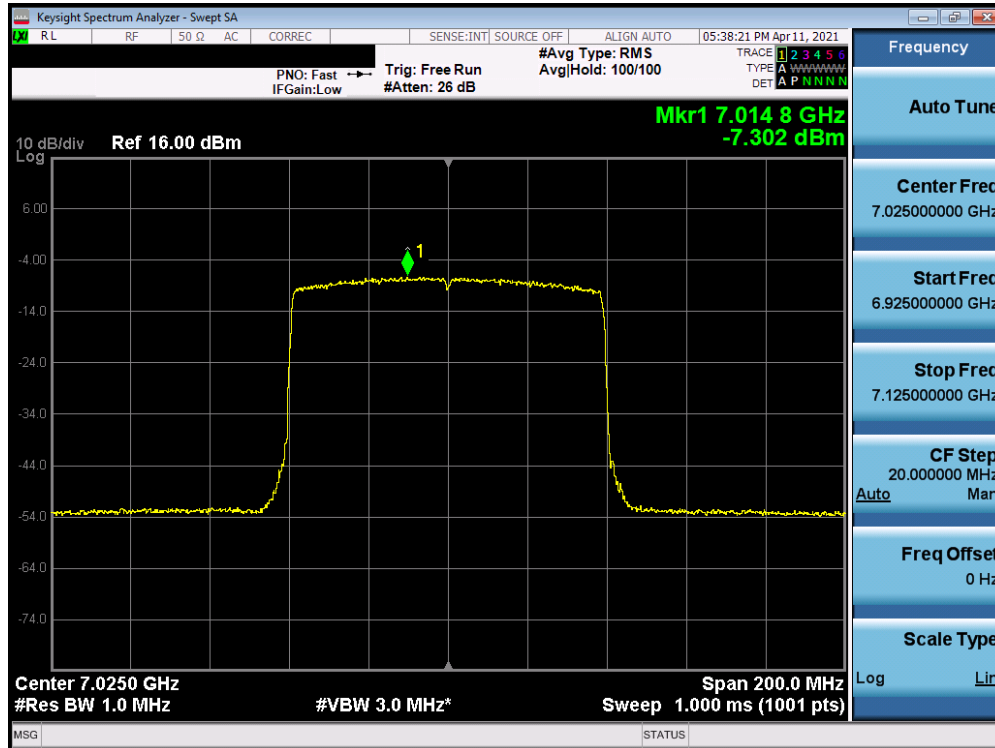


Plot 7-177. Power Spectral Density Measurement Plot MIMO ANT1 (40MHz 802.11ax (UNII Band 8) – Ch. 227)

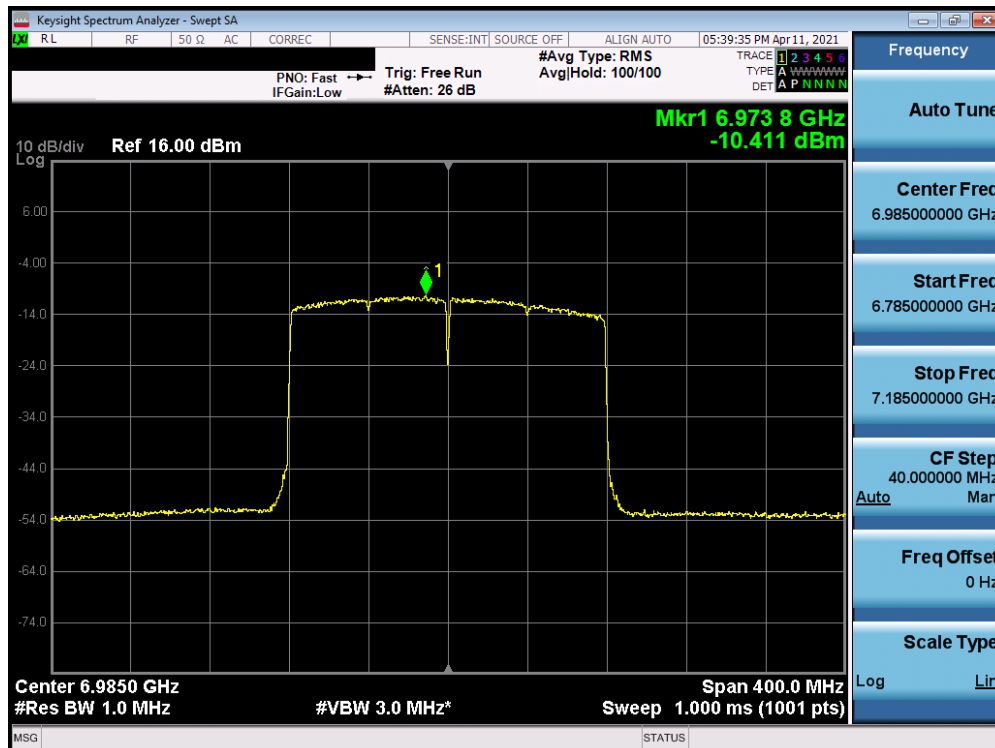


Plot 7-178. Power Spectral Density Measurement Plot MIMO ANT1 (80MHz 802.11ax (UNII Band 8) – Ch. 199)

FCC ID: A3LSMF926B	<b>PCTEST</b> Proud to be part of element	MEASUREMENT REPORT (CERTIFICATION)	<b>SAMSUNG</b>	Approved by: Quality Manager
Test Report S/N: 1M2104190044-15-R2.A3L	Test Dates: 03/26 – 06/08/2021	EUT Type: Portable Handset		Page 119 of 261



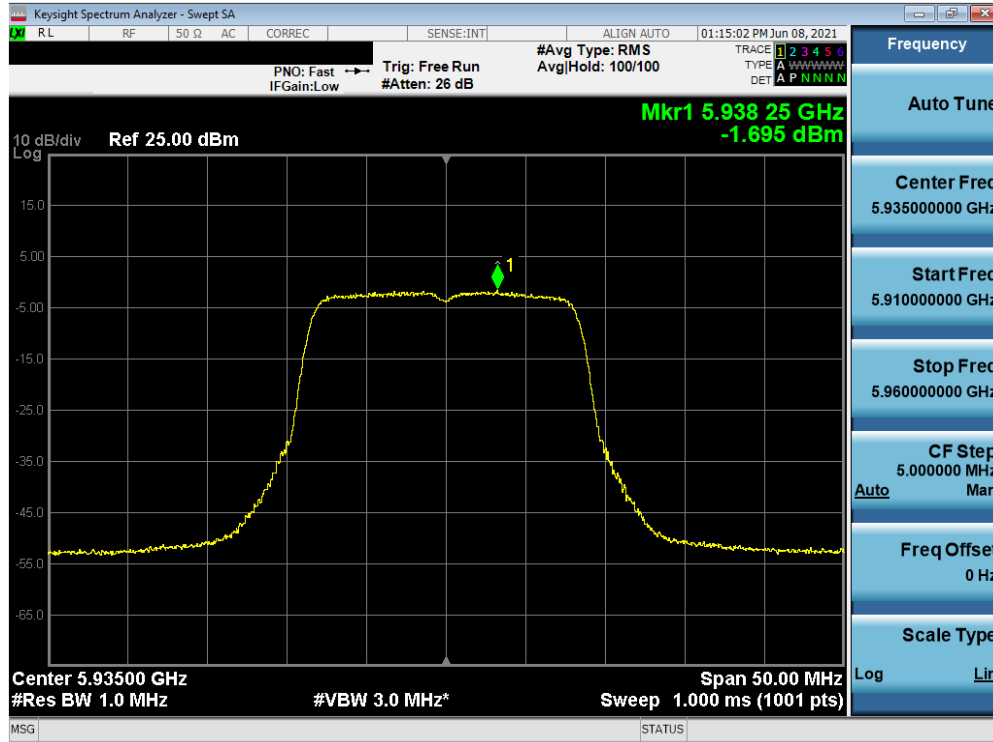
Plot 7-179. Power Spectral Density Measurement Plot MIMO ANT1 (80MHz 802.11ax (UNII Band 8) – Ch. 215)



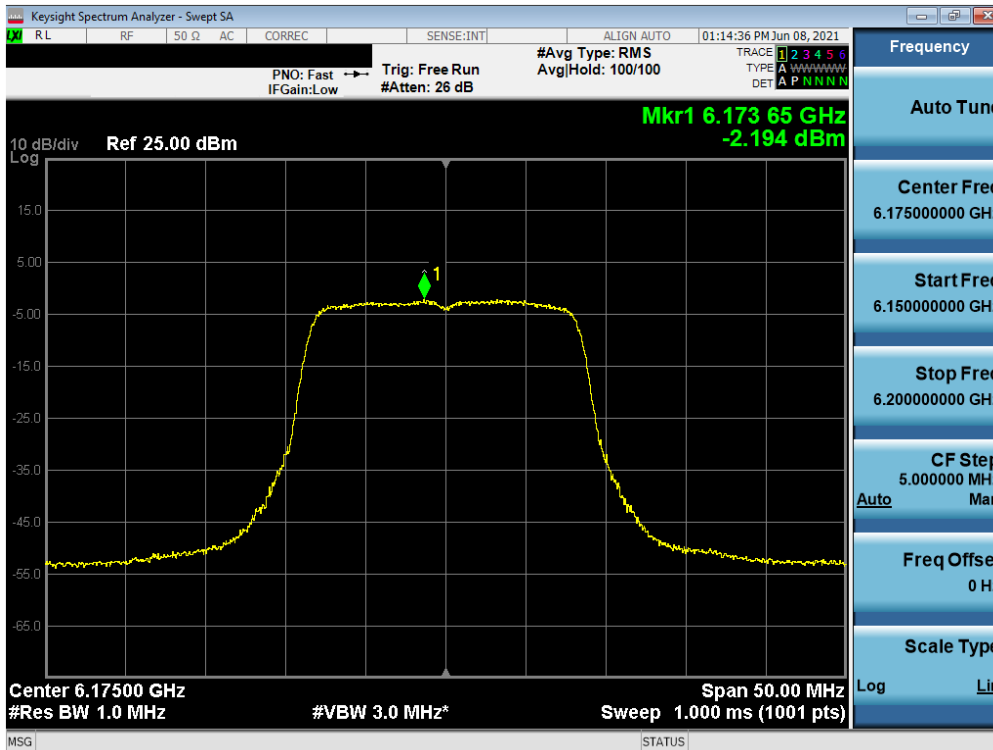
Plot 7-180. Power Spectral Density Measurement Plot MIMO ANT1 (160MHz 802.11ax (UNII Band 8)

FCC ID: A3LSMF926B	<b>PCTEST</b> Proud to be part of element	MEASUREMENT REPORT (CERTIFICATION)	<b>SAMSUNG</b>	Approved by: Quality Manager
Test Report S/N: 1M2104190044-15-R2.A3L	Test Dates: 03/26 – 06/08/2021	EUT Type: Portable Handset		Page 120 of 261

## MIMO Antenna-2 Power Spectral Density Measurements - (UNII Band 5)

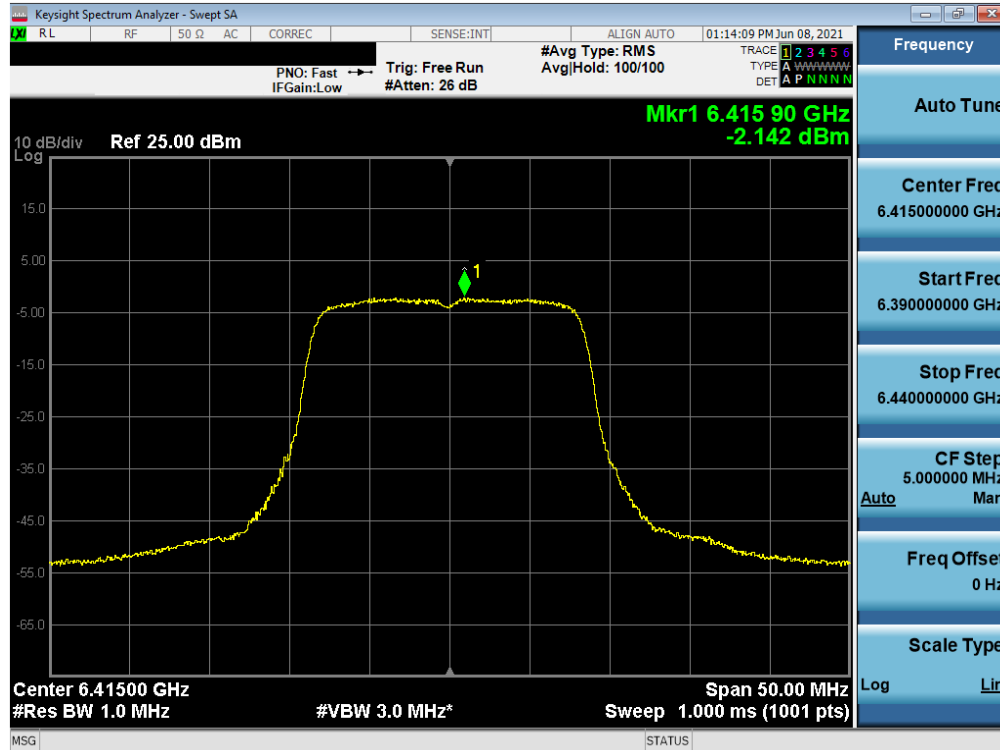


Plot 7-181. Power Spectral Density Measurement Plot MIMO ANT2 (20MHz 802.11a (UNII Band 5) – Ch. 2)

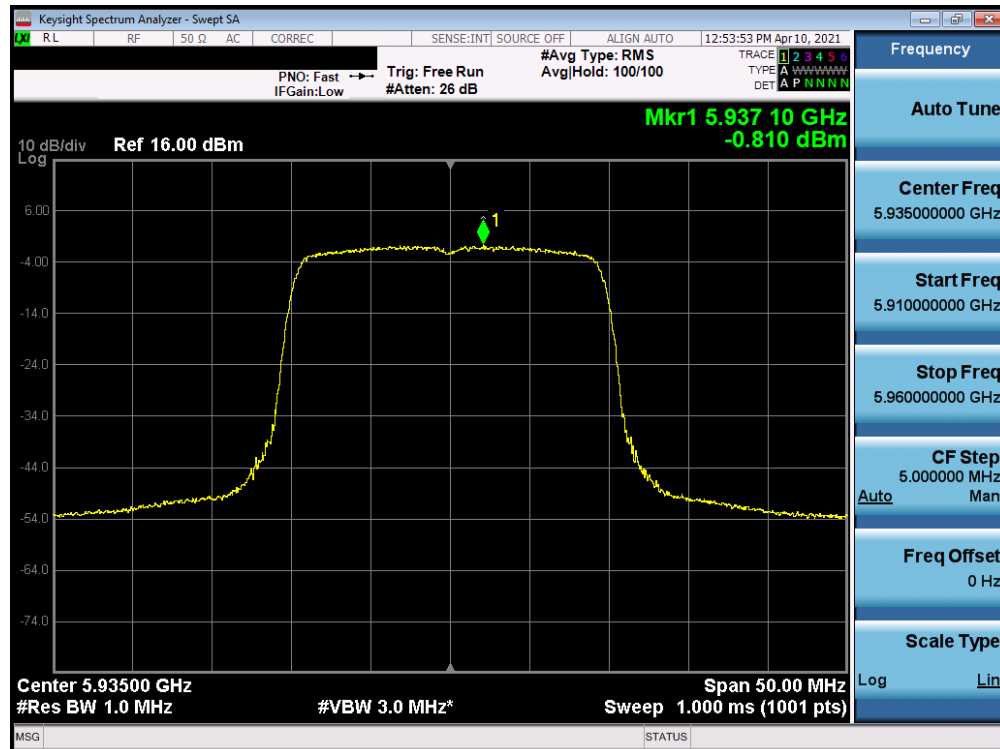


Plot 7-182. Power Spectral Density Measurement Plot MIMO ANT2 (20MHz 802.11a (UNII Band 5) – Ch. 45)

FCC ID: A3LSMF926B	<b>PCTEST</b> Proud to be part of element	MEASUREMENT REPORT (CERTIFICATION)	<b>SAMSUNG</b>	Approved by: Quality Manager
Test Report S/N: 1M2104190044-15-R2.A3L	Test Dates: 03/26 – 06/08/2021	EUT Type: Portable Handset		Page 121 of 261



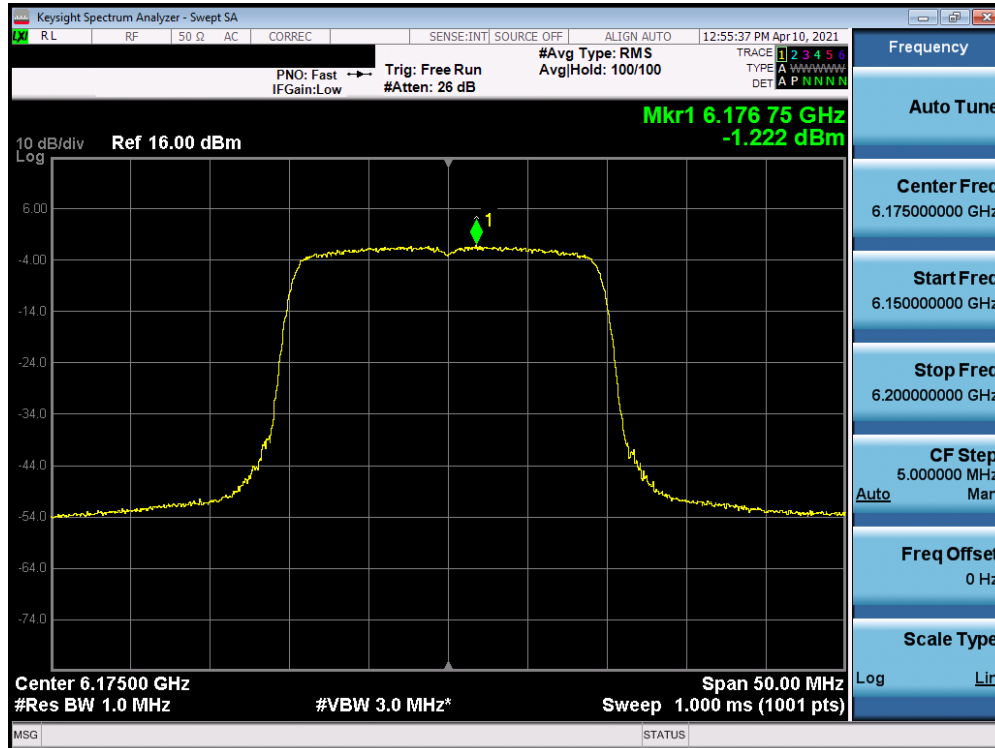
Plot 7-183. Power Spectral Density Measurement Plot MIMO ANT2 (20MHz 802.11a (UNII Band 5) – Ch. 93



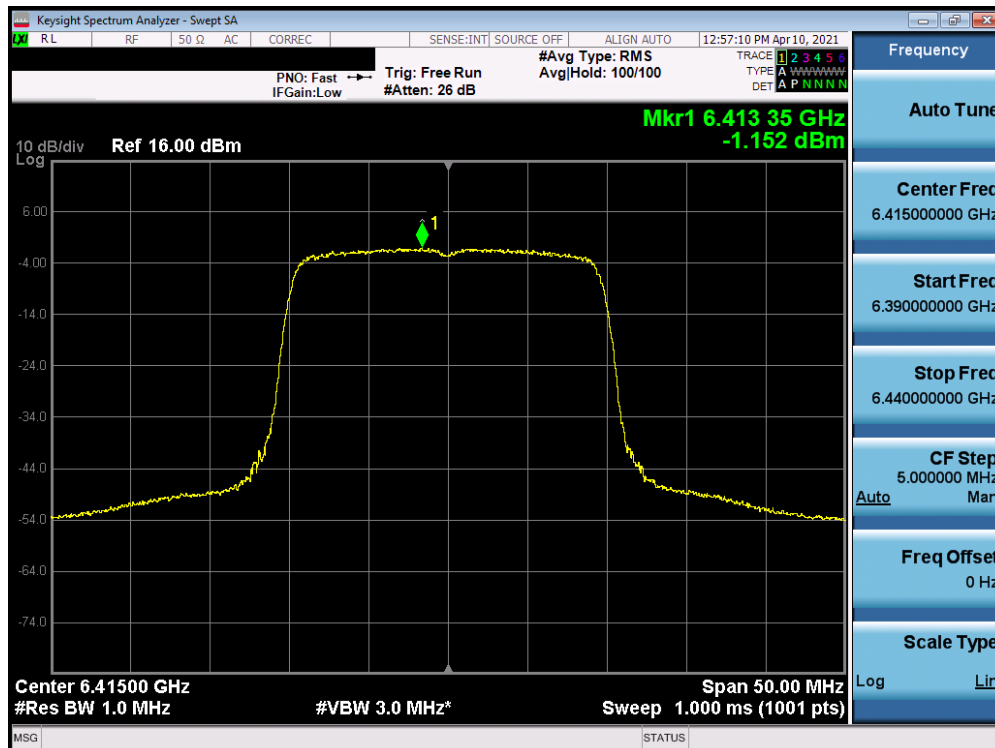
Plot 7-184. Power Spectral Density Measurement Plot MIMO ANT2 (20MHz 802.11ax (UNII Band 5) – Ch. 2)

FCC ID: A3LSMF926B	<b>PCTEST</b> Proud to be part of element	MEASUREMENT REPORT (CERTIFICATION)	<b>SAMSUNG</b>	Approved by: Quality Manager
Test Report S/N: 1M2104190044-15-R2.A3L	Test Dates: 03/26 – 06/08/2021	EUT Type: Portable Handset		Page 122 of 261



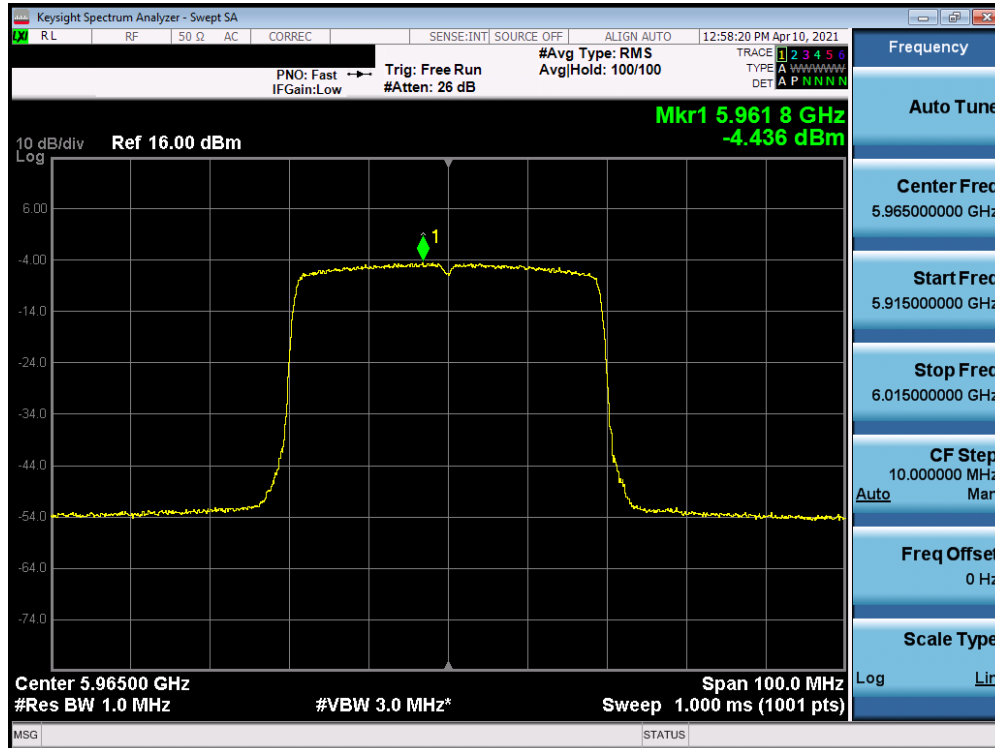


Plot 7-185. Power Spectral Density Measurement Plot MIMO ANT2 (20MHz 802.11ax (UNII Band 5) – Ch. 45)

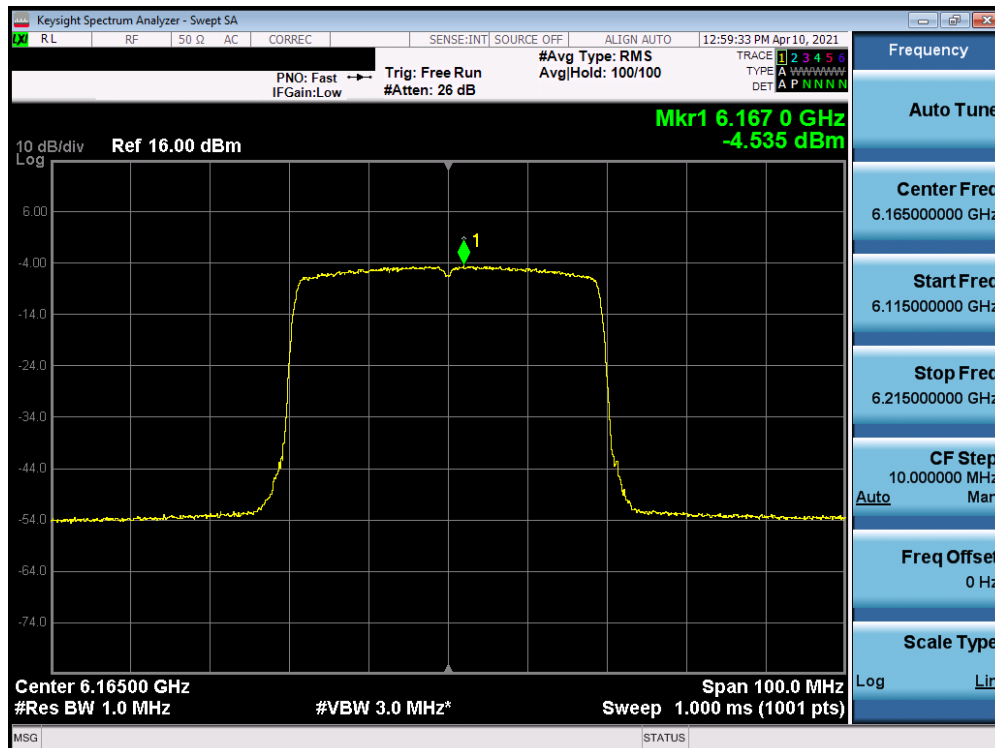


Plot 7-186. Power Spectral Density Measurement Plot MIMO ANT2 (20MHz 802.11ax (UNII Band 5) – Ch. 93)

FCC ID: A3LSMF926B	<b>PCTEST</b> Proud to be part of element	MEASUREMENT REPORT (CERTIFICATION)	<b>SAMSUNG</b>	Approved by: Quality Manager
Test Report S/N: 1M2104190044-15-R2.A3L	Test Dates: 03/26 – 06/08/2021	EUT Type: Portable Handset		Page 123 of 261

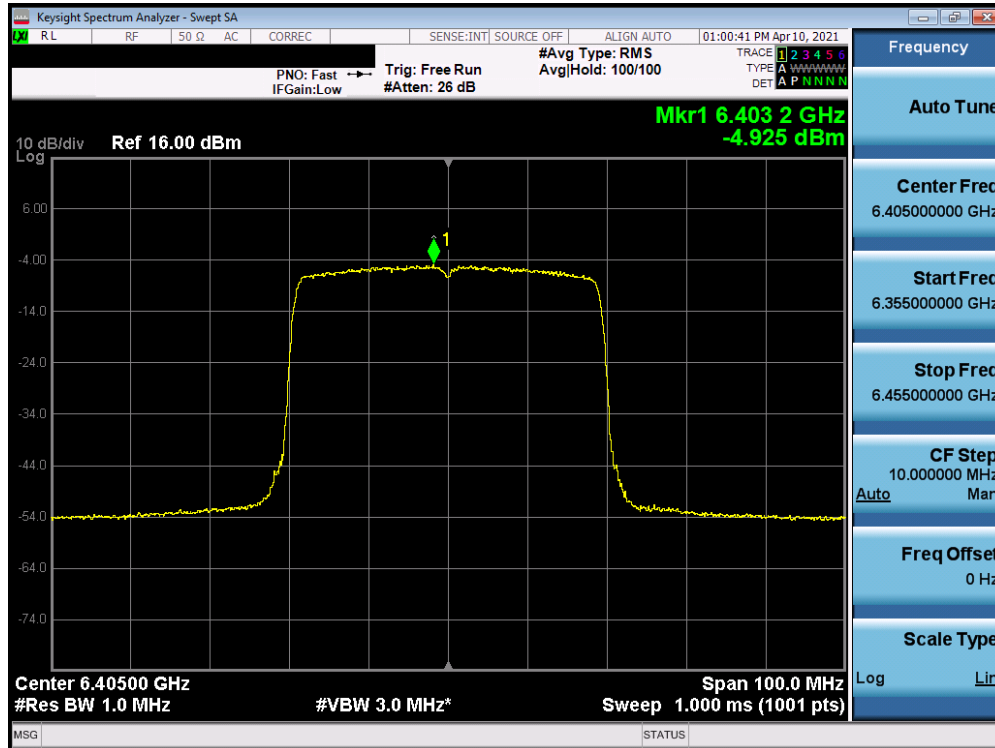


Plot 7-187. Power Spectral Density Measurement Plot MIMO ANT2 (40MHz 802.11ax (UNII Band 5) – Ch. 3)

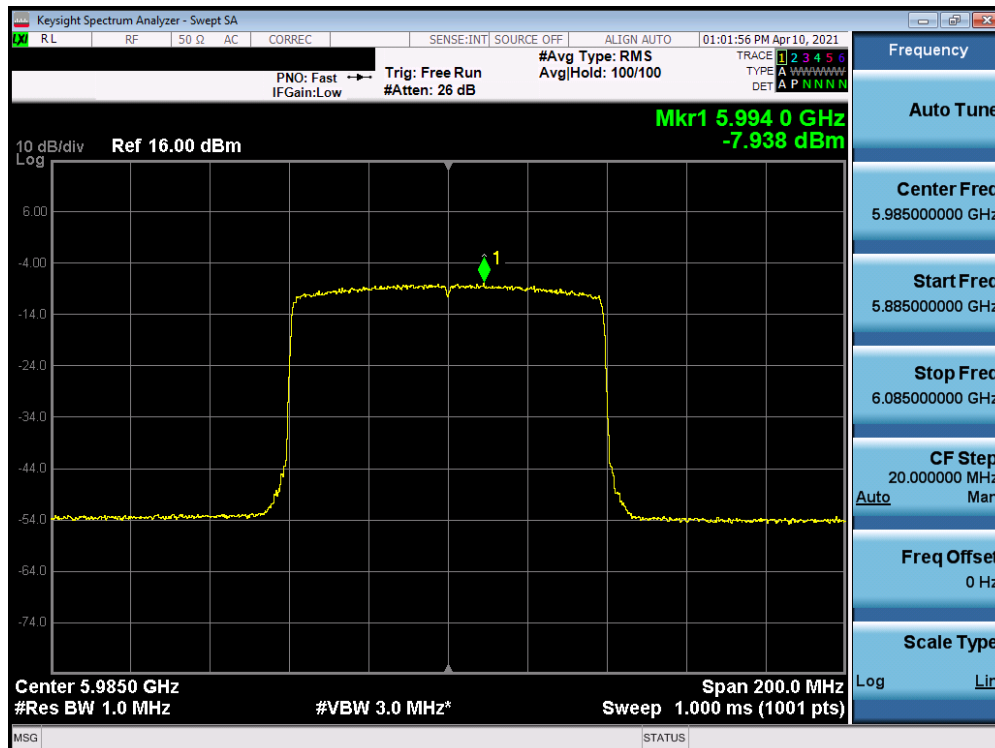


Plot 7-188. Power Spectral Density Measurement Plot MIMO ANT2 (40MHz 802.11ax (UNII Band 5) – Ch. 43)

FCC ID: A3LSMF926B	<b>PCTEST</b> Proud to be part of element	MEASUREMENT REPORT (CERTIFICATION)	<b>SAMSUNG</b>	Approved by: Quality Manager
Test Report S/N: 1M2104190044-15-R2.A3L	Test Dates: 03/26 – 06/08/2021	EUT Type: Portable Handset		Page 124 of 261

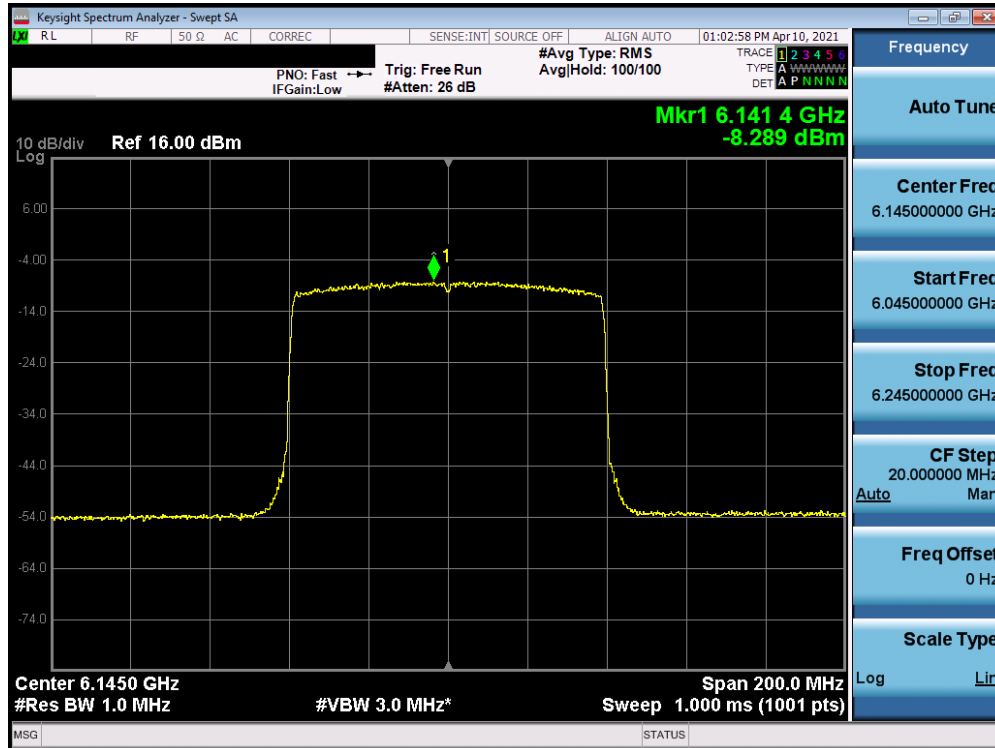


Plot 7-189. Power Spectral Density Measurement Plot MIMO ANT2 (40MHz 802.11ax (UNII Band 5) – Ch. 91)

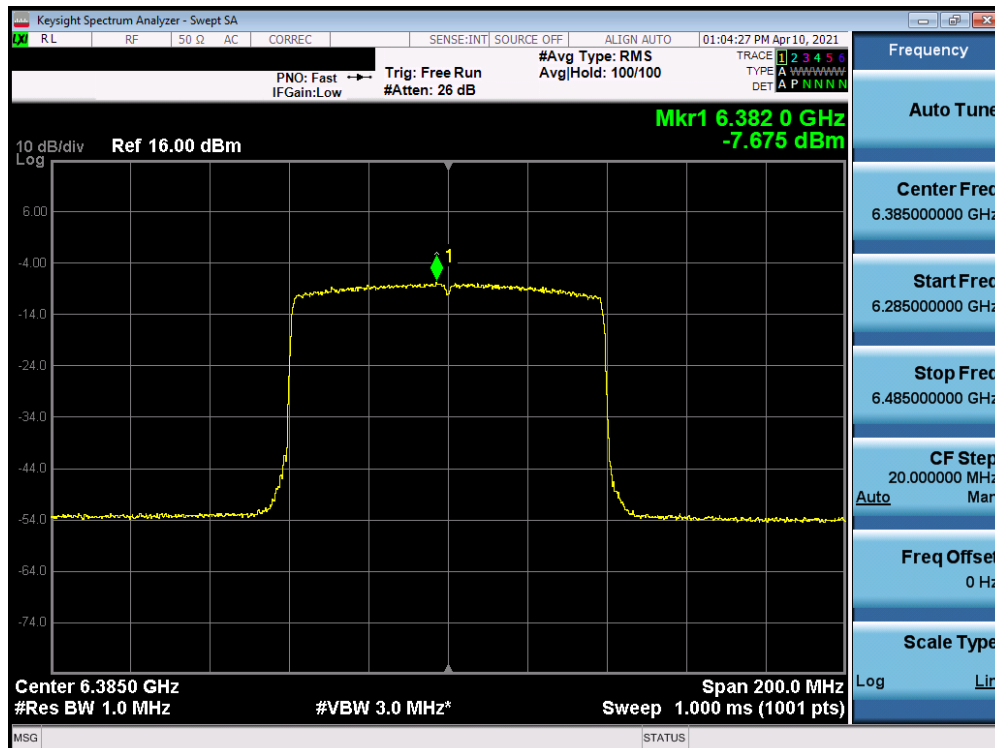


Plot 7-190. Power Spectral Density Measurement Plot MIMO ANT2 (80MHz 802.11ax (UNII Band 5) – Ch. 7)

FCC ID: A3LSMF926B	<b>PCTEST</b> Proud to be part of element	MEASUREMENT REPORT (CERTIFICATION)	<b>SAMSUNG</b>	Approved by: Quality Manager
Test Report S/N: 1M2104190044-15-R2.A3L	Test Dates: 03/26 – 06/08/2021	EUT Type: Portable Handset		Page 125 of 261

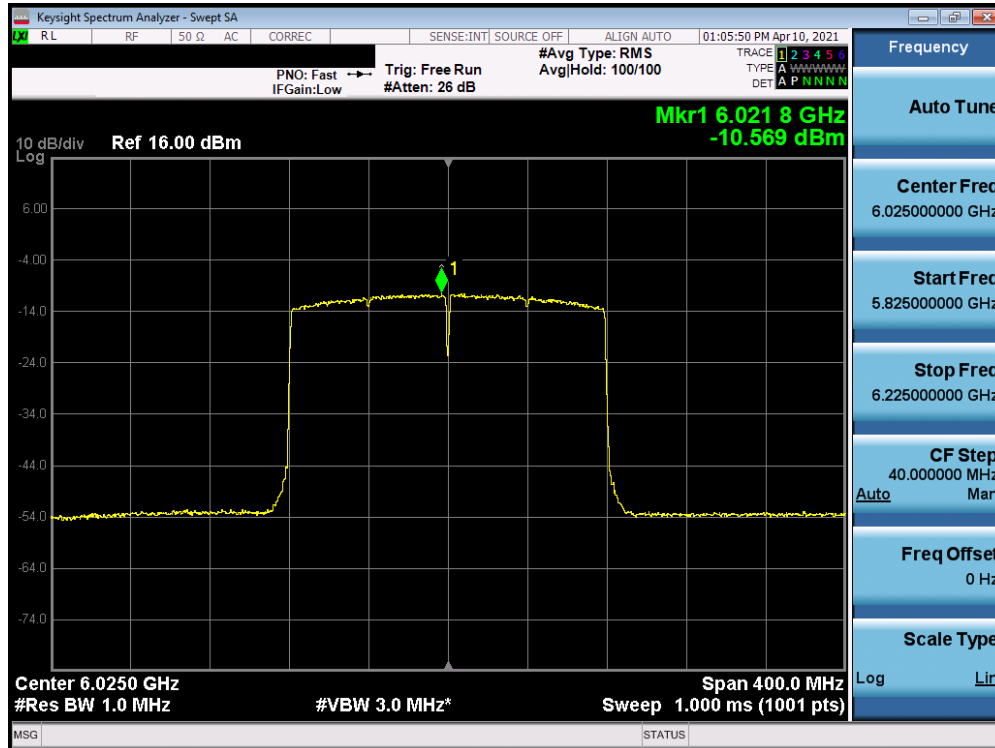


Plot 7-191. Power Spectral Density Measurement Plot MIMO ANT2 (80MHz 802.11ax (UNII Band 5) – Ch. 39)

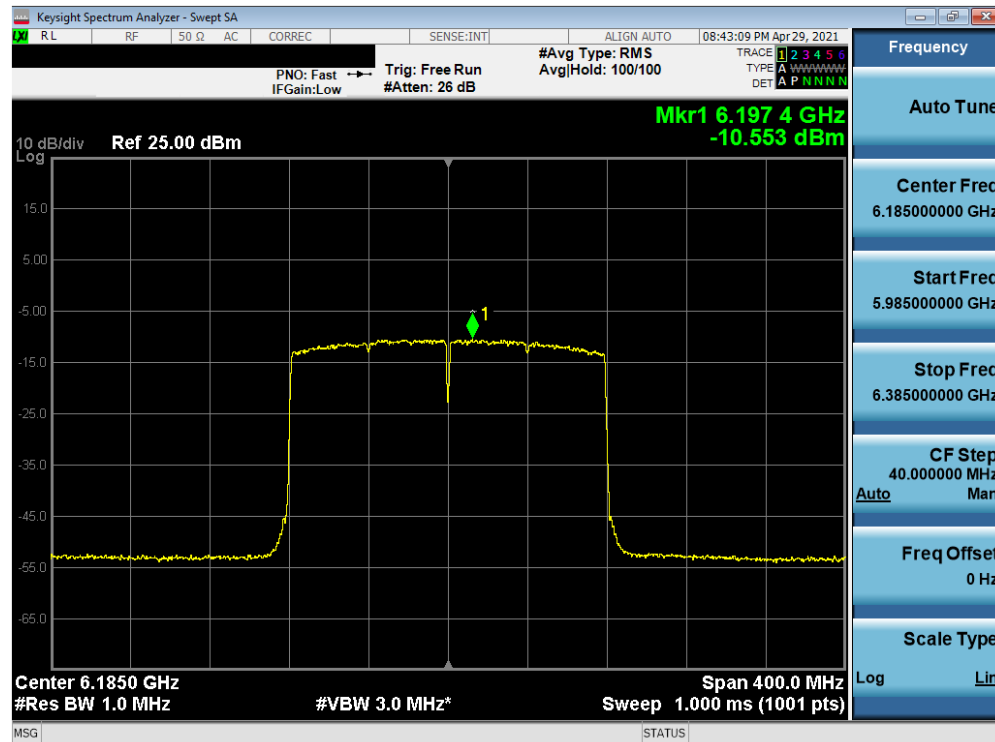


Plot 7-192. Power Spectral Density Measurement Plot MIMO ANT2 (80MHz 802.11ax (UNII Band 5) – Ch. 87)

FCC ID: A3LSMF926B	<b>PCTEST</b> Proud to be part of element	MEASUREMENT REPORT (CERTIFICATION)	<b>SAMSUNG</b>	Approved by: Quality Manager
Test Report S/N: 1M2104190044-15-R2.A3L	Test Dates: 03/26 – 06/08/2021	EUT Type: Portable Handset		Page 126 of 261

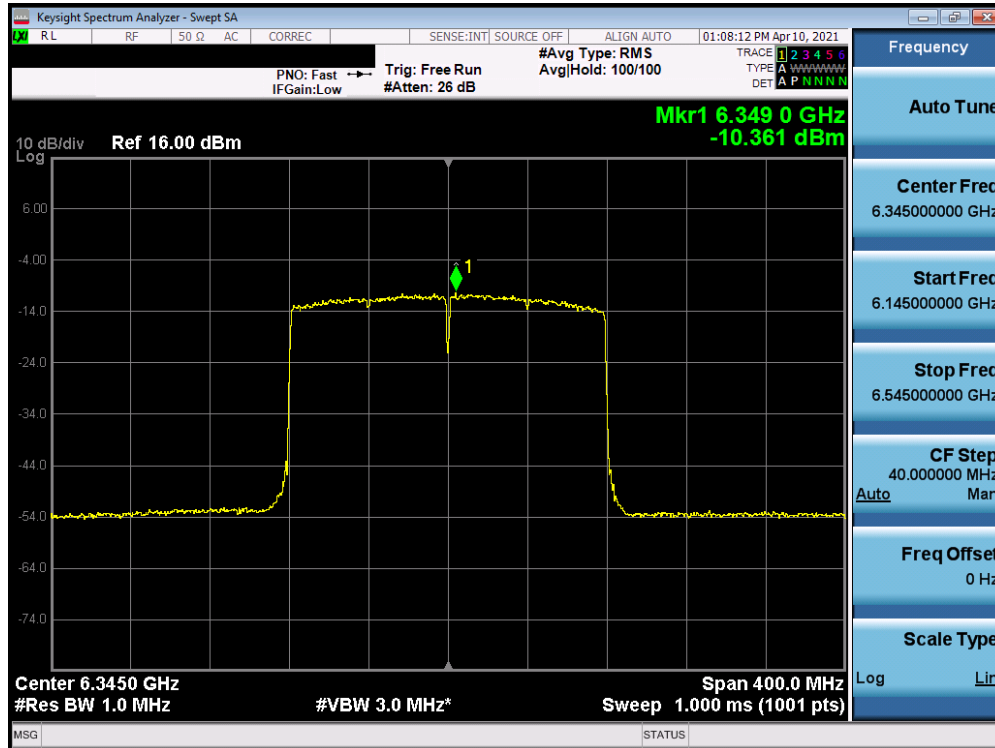


Plot 7-193. Power Spectral Density Measurement Plot MIMO ANT2 (160MHz 802.11ax (UNII Band 5) – Ch. 15)



Plot 7-194. Power Spectral Density Measurement Plot MIMO ANT2 (160MHz 802.11ax (UNII Band 5) – Ch. 47)

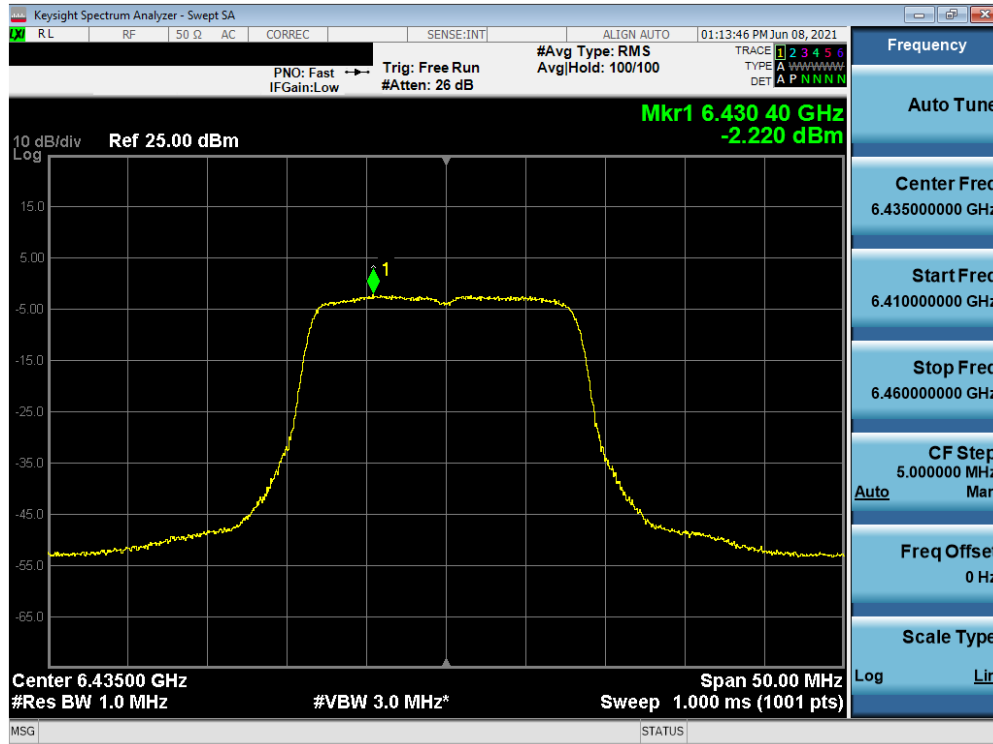
FCC ID: A3LSMF926B	<b>PCTEST</b> Proud to be part of element	MEASUREMENT REPORT (CERTIFICATION)	<b>SAMSUNG</b>	Approved by: Quality Manager
Test Report S/N: 1M2104190044-15-R2.A3L	Test Dates: 03/26 – 06/08/2021	EUT Type: Portable Handset		Page 127 of 261



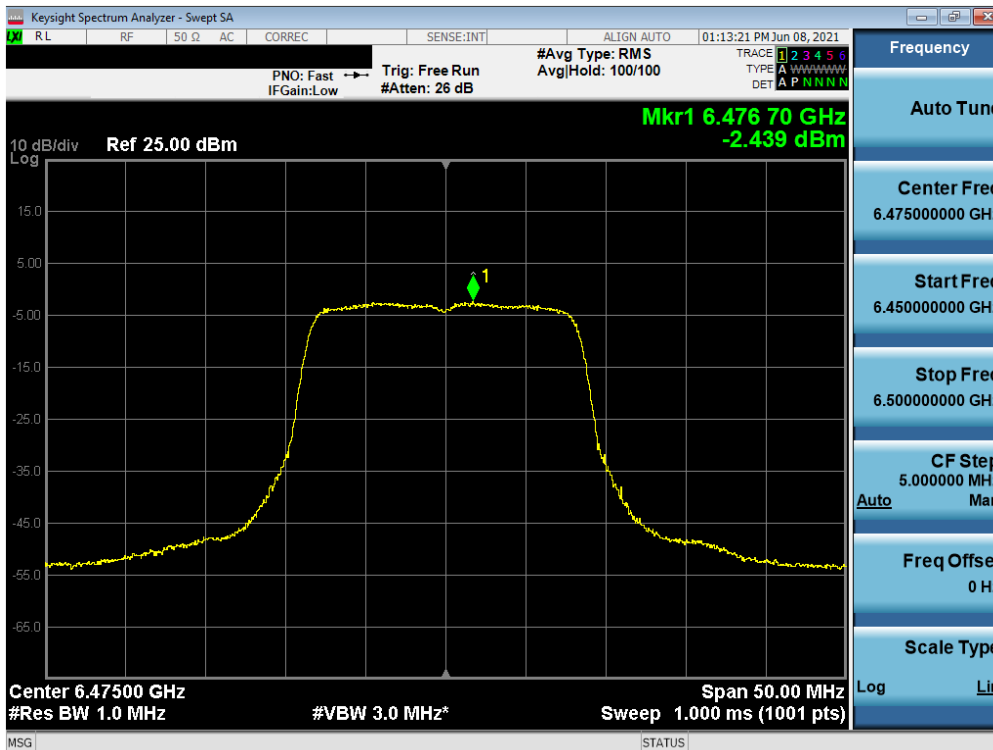
Plot 7-195. Power Spectral Density Measurement Plot MIMO ANT2 (160MHz 802.11ax (UNII Band 5) – Ch. 79)

FCC ID: A3LSMF926B	<b>PCTEST</b> Proud to be part of element	MEASUREMENT REPORT (CERTIFICATION)	<b>SAMSUNG</b>	Approved by: Quality Manager
Test Report S/N: 1M2104190044-15-R2.A3L	Test Dates: 03/26 – 06/08/2021	EUT Type: Portable Handset		Page 128 of 261

## MIMO Antenna-2 Power Spectral Density Measurements - (UNII Band 6)

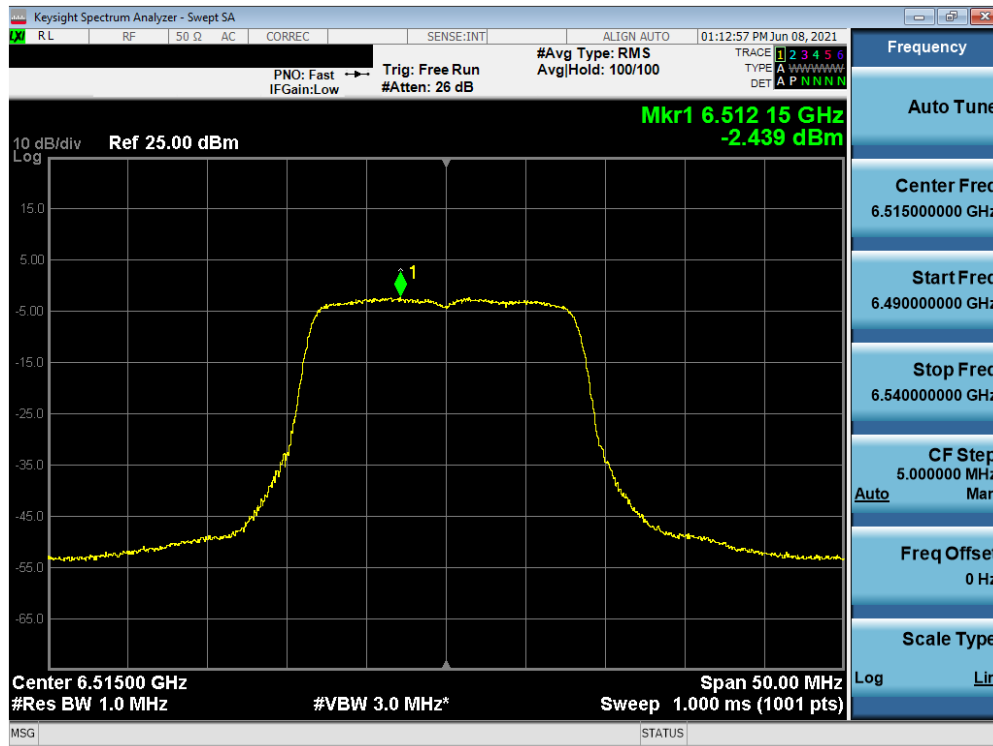


Plot 7-196. Power Spectral Density Measurement Plot MIMO ANT2 (20MHz 802.11a (UNII Band 6) – Ch. 97)

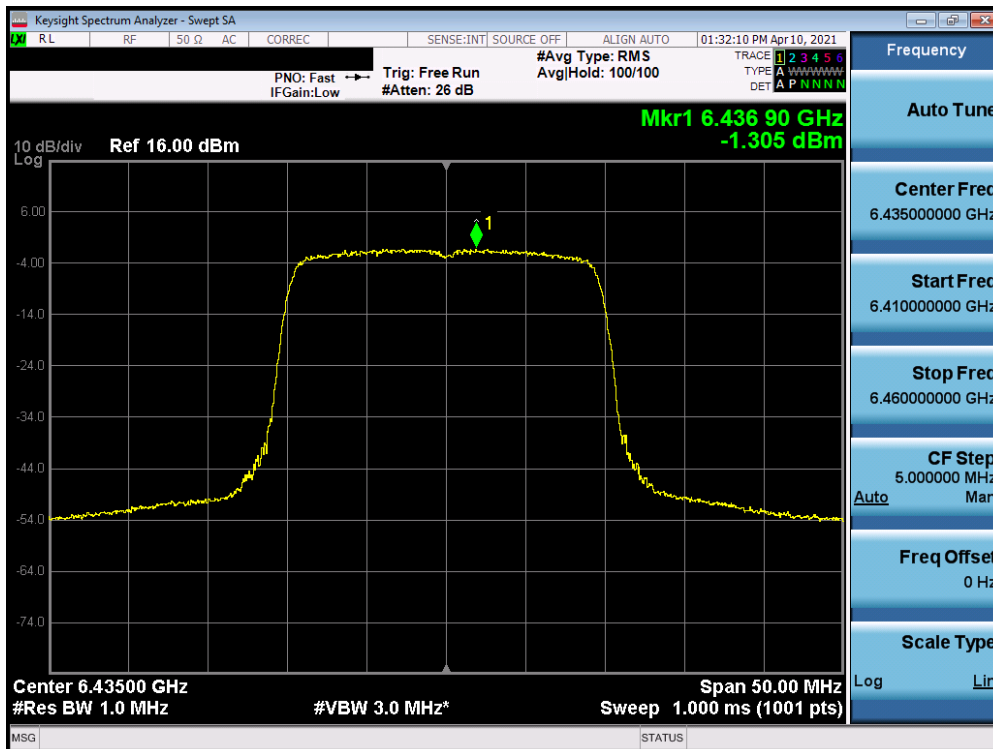


Plot 7-197. Power Spectral Density Measurement Plot MIMO ANT2 (20MHz 802.11a (UNII Band 6) – Ch. 105)

FCC ID: A3LSMF926B	<b>PCTEST</b> Proud to be part of element	MEASUREMENT REPORT (CERTIFICATION)	<b>SAMSUNG</b>	Approved by: Quality Manager
Test Report S/N: 1M2104190044-15-R2.A3L	Test Dates: 03/26 – 06/08/2021	EUT Type: Portable Handset		Page 129 of 261



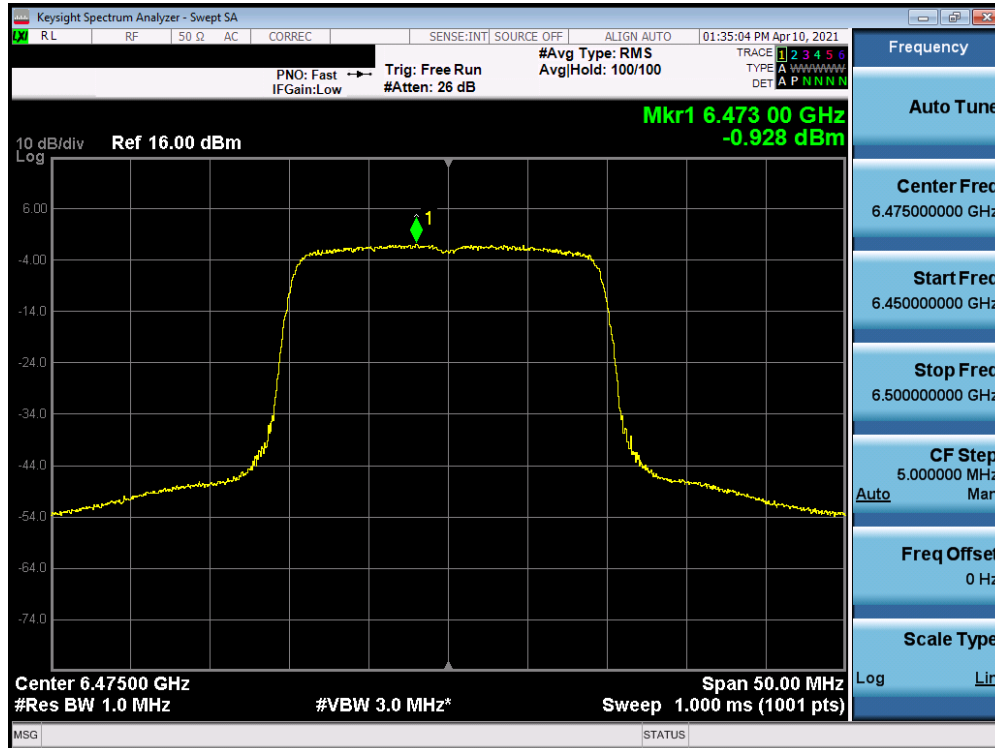
Plot 7-198. Power Spectral Density Measurement Plot MIMO ANT2 (20MHz 802.11a (UNII Band 6) – Ch. 113)



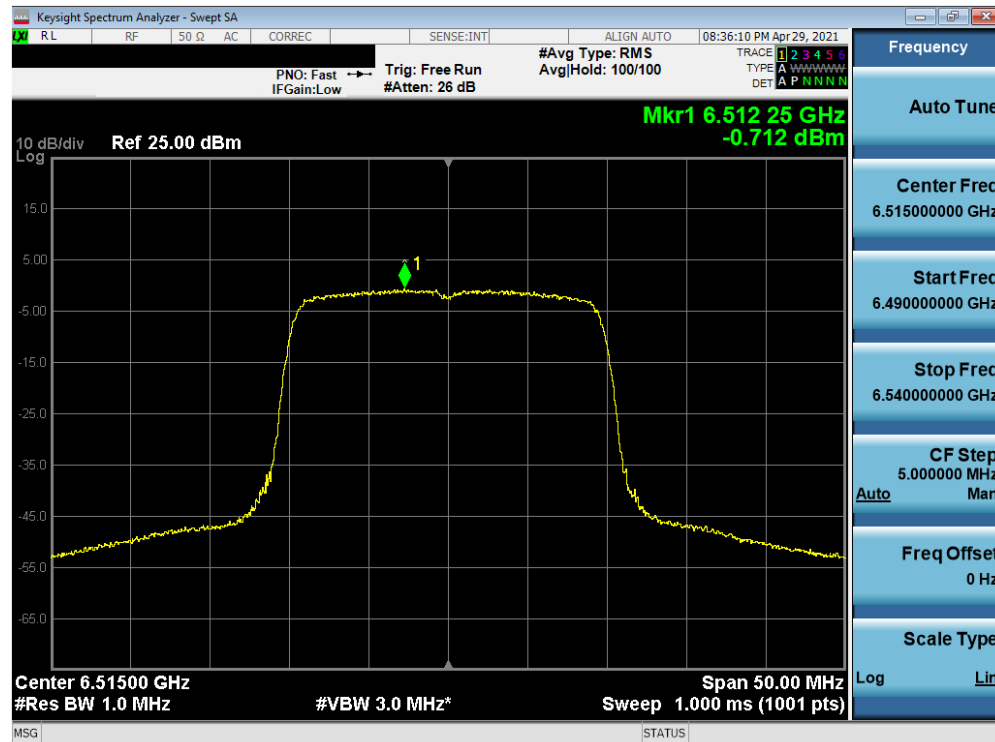
Plot 7-199. Power Spectral Density Measurement Plot MIMO ANT2 (20MHz 802.11ax (UNII Band 6) – Ch. 97)

FCC ID: A3LSMF926B	<b>PCTEST</b> Proud to be part of element	MEASUREMENT REPORT (CERTIFICATION)	<b>SAMSUNG</b>	Approved by: Quality Manager
Test Report S/N: 1M2104190044-15-R2.A3L	Test Dates: 03/26 – 06/08/2021	EUT Type: Portable Handset		Page 130 of 261



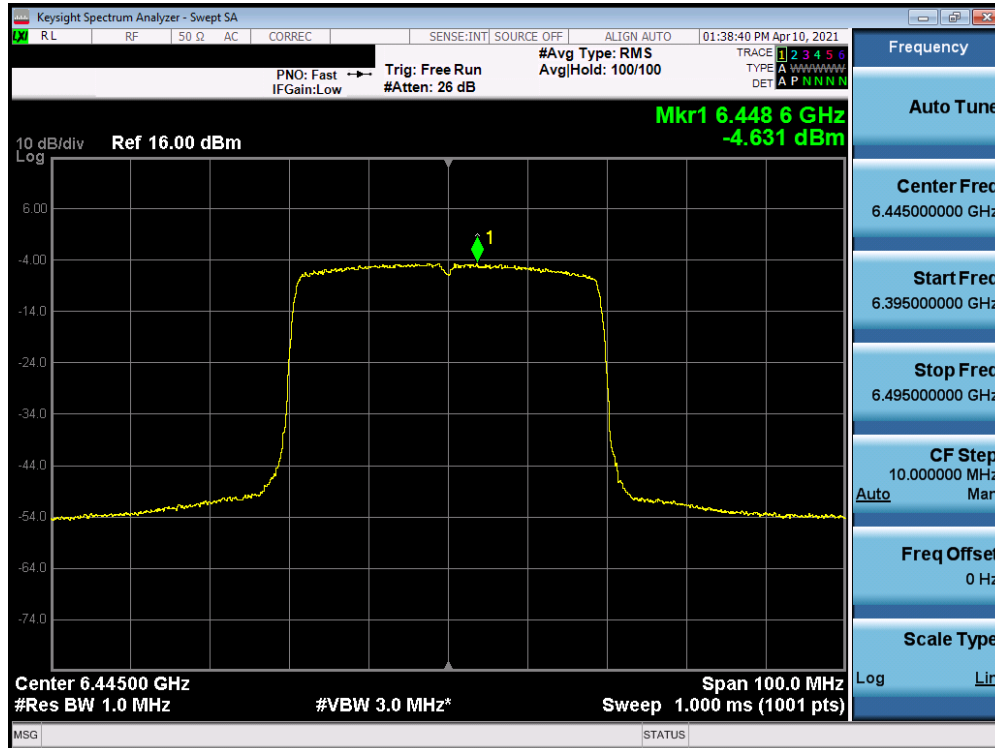


Plot 7-200. Power Spectral Density Measurement Plot MIMO ANT2 (20MHz 802.11ax (UNII Band 6) – Ch. 105)

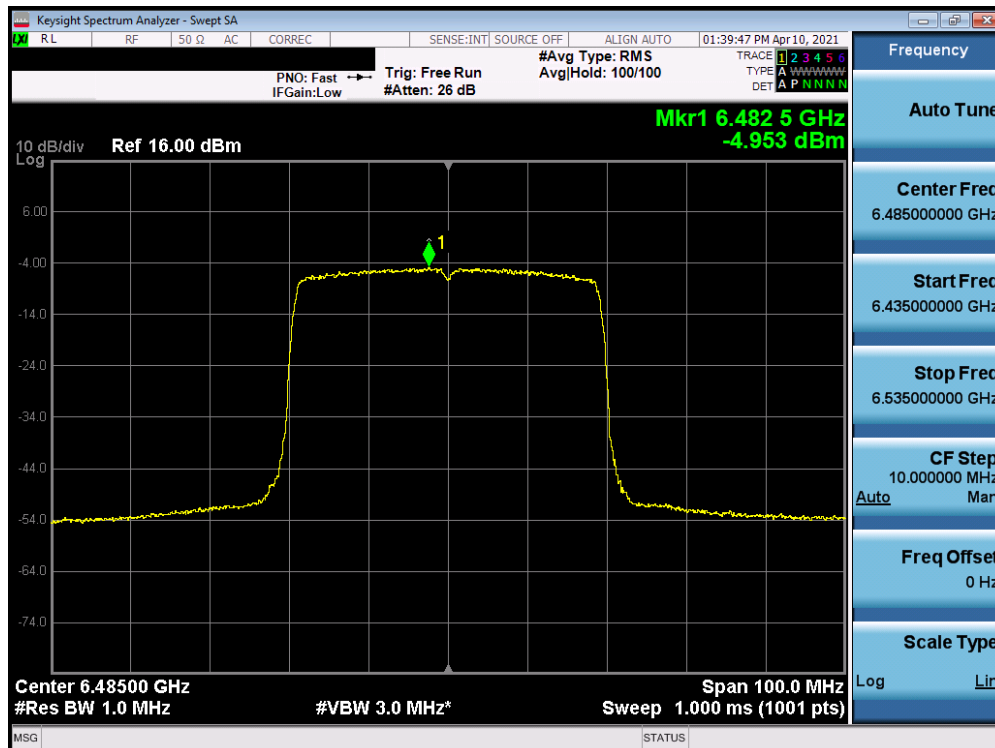


Plot 7-201. Power Spectral Density Measurement Plot MIMO ANT2 (20MHz 802.11ax (UNII Band 6) – Ch. 113)

FCC ID: A3LSMF926B	<b>PCTEST</b> Proud to be part of element	MEASUREMENT REPORT (CERTIFICATION)	<b>SAMSUNG</b>	Approved by: Quality Manager
Test Report S/N: 1M2104190044-15-R2.A3L	Test Dates: 03/26 – 06/08/2021	EUT Type: Portable Handset		Page 131 of 261

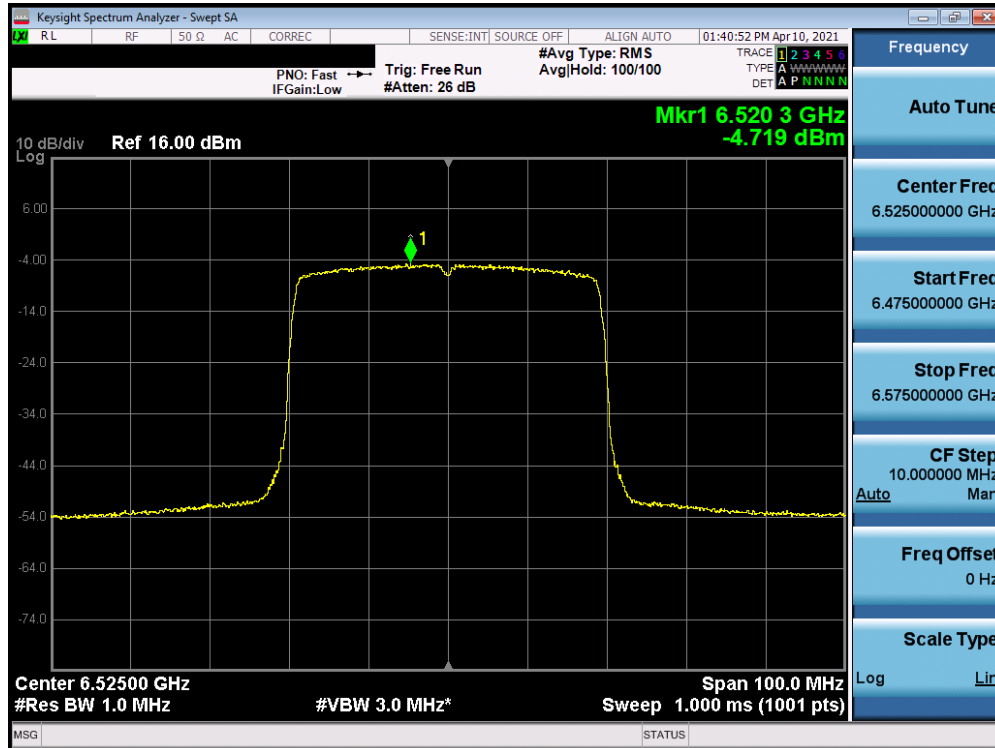


Plot 7-202. Power Spectral Density Measurement Plot MIMO ANT2 (40MHz 802.11ax (UNII Band 6) – Ch. 99)

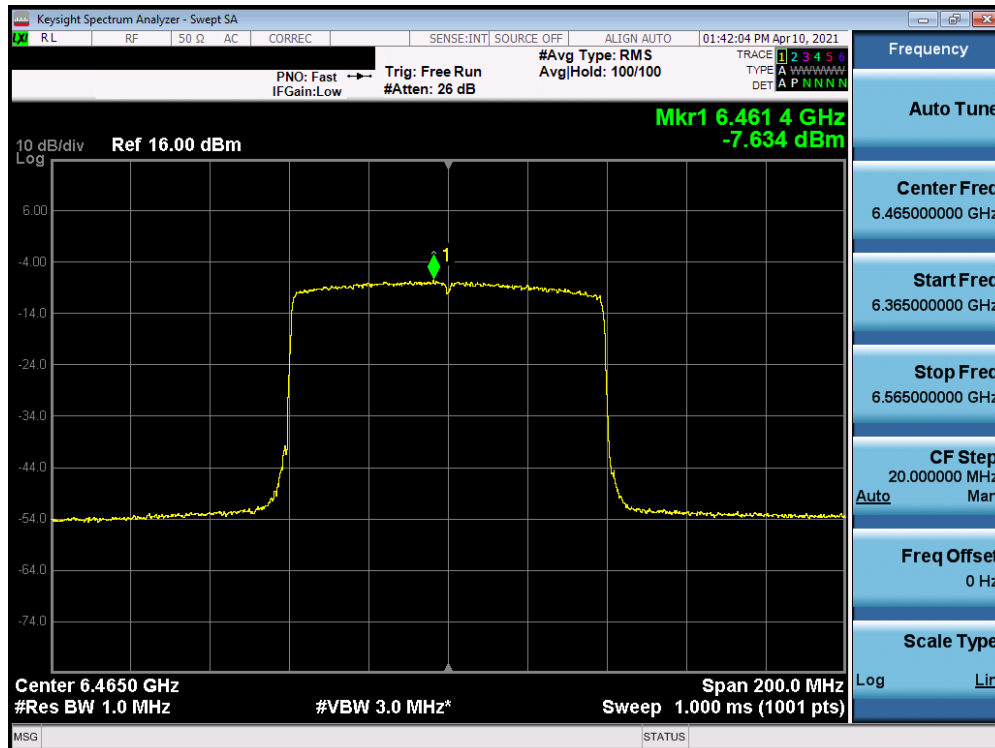


Plot 7-203. Power Spectral Density Measurement Plot MIMO ANT2 (40MHz 802.11ax (UNII Band 6) – Ch. 107)

FCC ID: A3LSMF926B	<b>PCTEST</b> Proud to be part of element	MEASUREMENT REPORT (CERTIFICATION)	<b>SAMSUNG</b>	Approved by: Quality Manager
Test Report S/N: 1M2104190044-15-R2.A3L	Test Dates: 03/26 – 06/08/2021	EUT Type: Portable Handset		Page 132 of 261

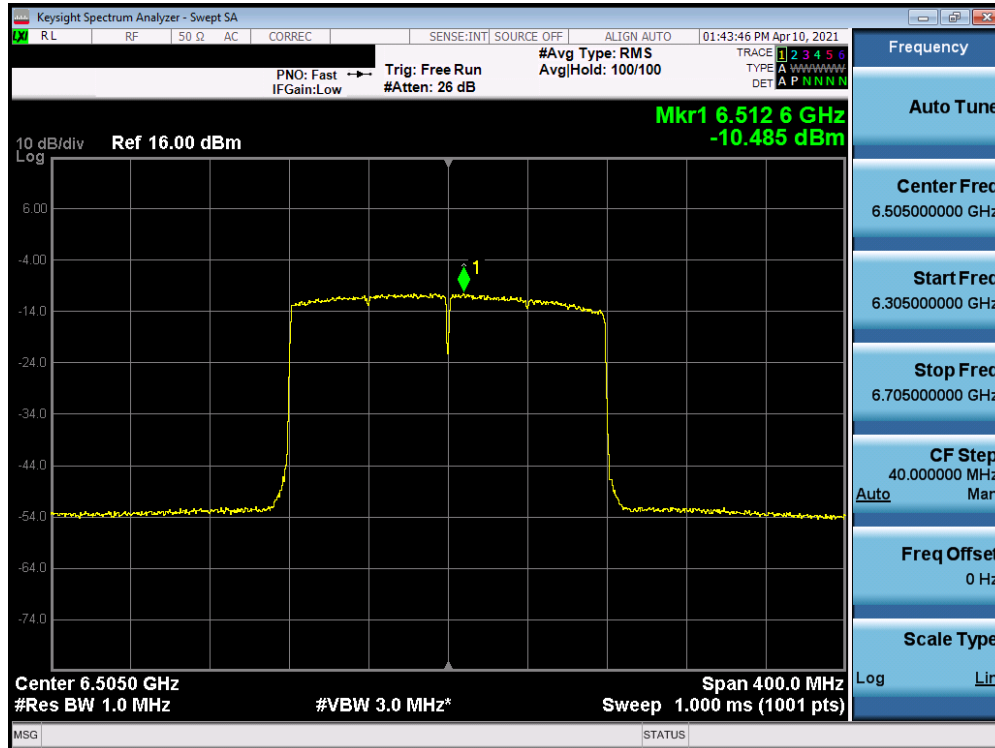


Plot 7-204. Power Spectral Density Measurement Plot MIMO ANT2 (40MHz 802.11ax (UNII Band 6) – Ch. 115)



Plot 7-205. Power Spectral Density Measurement Plot MIMO ANT2 (80MHz 802.11ax (UNII Band 6) – Ch. 103)

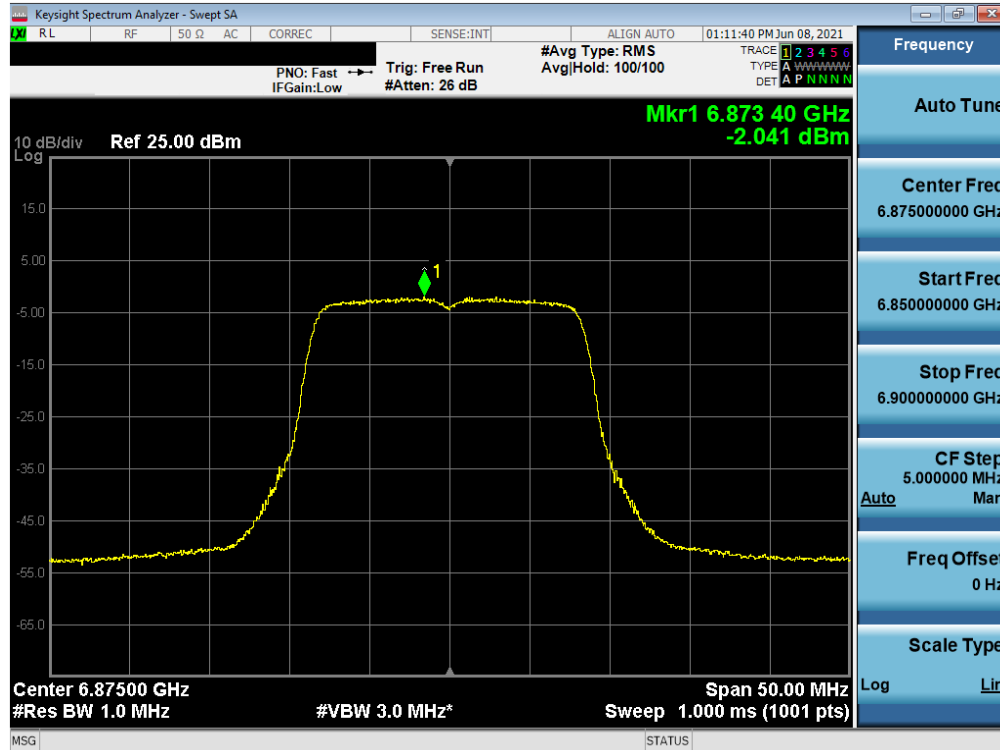
FCC ID: A3LSMF926B	<b>PCTEST</b> Proud to be part of element	MEASUREMENT REPORT (CERTIFICATION)	<b>SAMSUNG</b>	Approved by: Quality Manager
Test Report S/N: 1M2104190044-15-R2.A3L	Test Dates: 03/26 – 06/08/2021	EUT Type: Portable Handset		Page 133 of 261



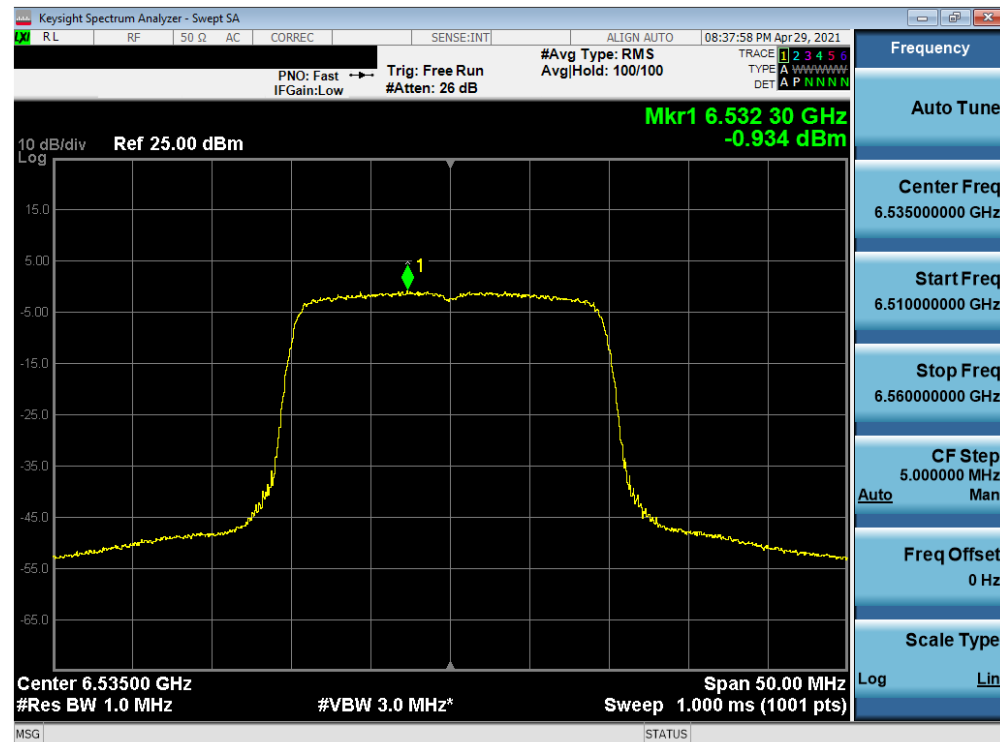
Plot 7-206. Power Spectral Density Measurement Plot MIMO ANT2 (160MHz 802.11ax (UNII Band 6) – Ch. 111)

FCC ID: A3LSMF926B	 <b>PCTEST</b> Proud to be part of 	MEASUREMENT REPORT (CERTIFICATION)		Approved by: Quality Manager
Test Report S/N: 1M2104190044-15-R2.A3L	Test Dates: 03/26 – 06/08/2021	EUT Type: Portable Handset		Page 134 of 261



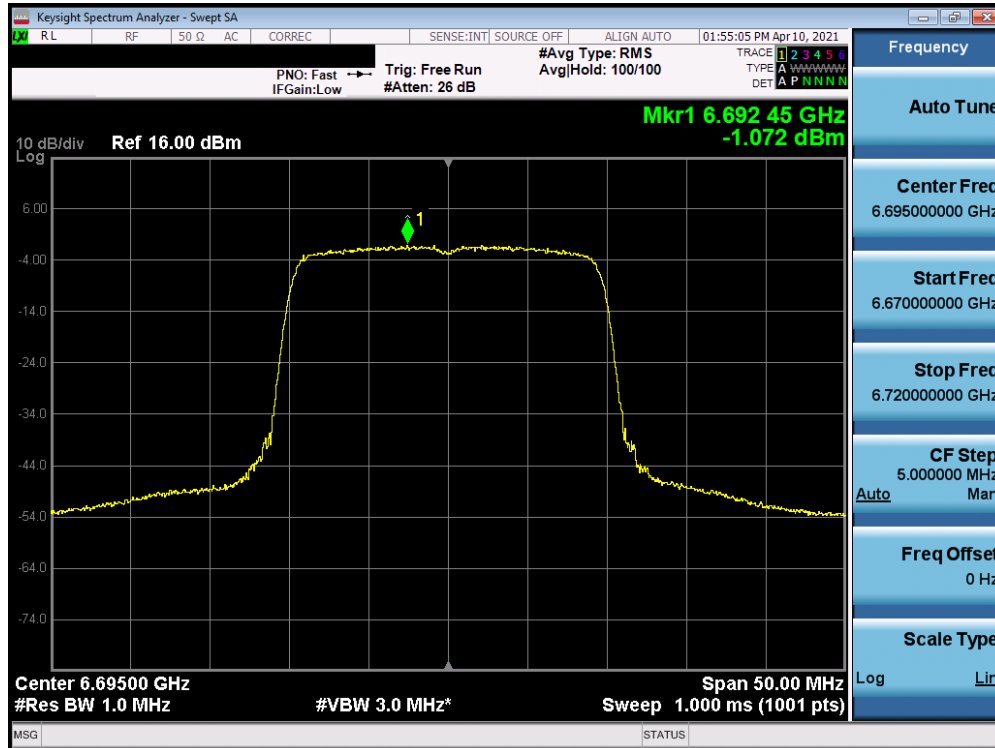


Plot 7-209. Power Spectral Density Measurement Plot MIMO ANT2 (20MHz 802.11a (UNII Band 7) – Ch. 185)

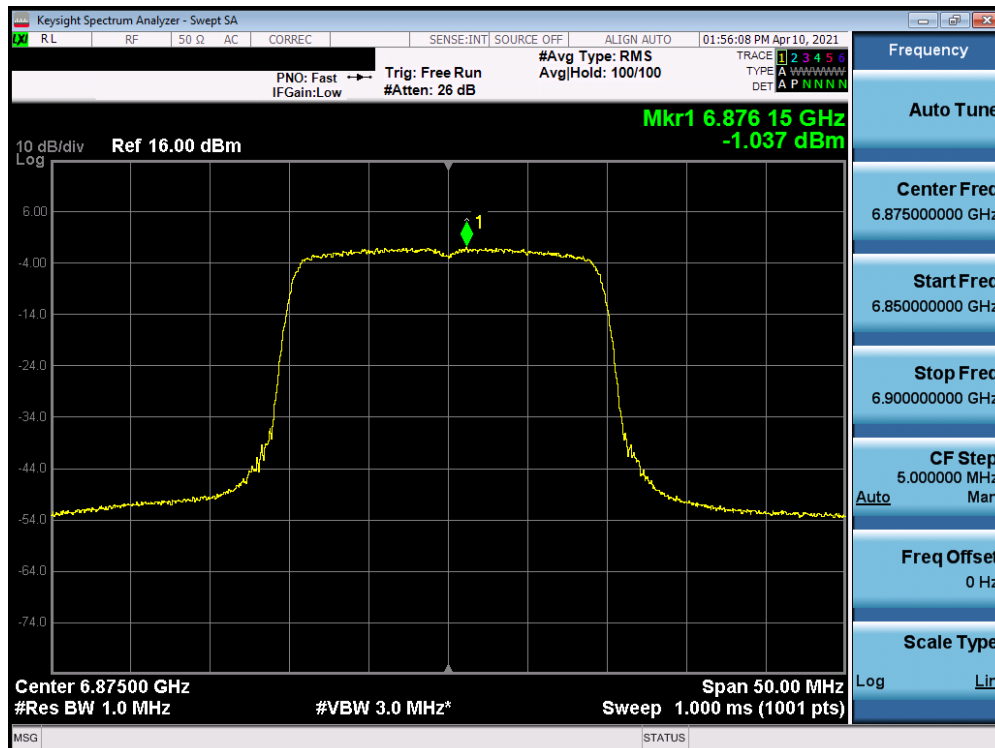


Plot 7-210. Power Spectral Density Measurement Plot MIMO ANT2 (20MHz 802.11ax (UNII Band 7) – Ch. 117)

FCC ID: A3LSMF926B	<b>PCTEST</b> Proud to be part of element	MEASUREMENT REPORT (CERTIFICATION)	<b>SAMSUNG</b>	Approved by: Quality Manager
Test Report S/N: 1M2104190044-15-R2.A3L	Test Dates: 03/26 – 06/08/2021	EUT Type: Portable Handset		Page 136 of 261

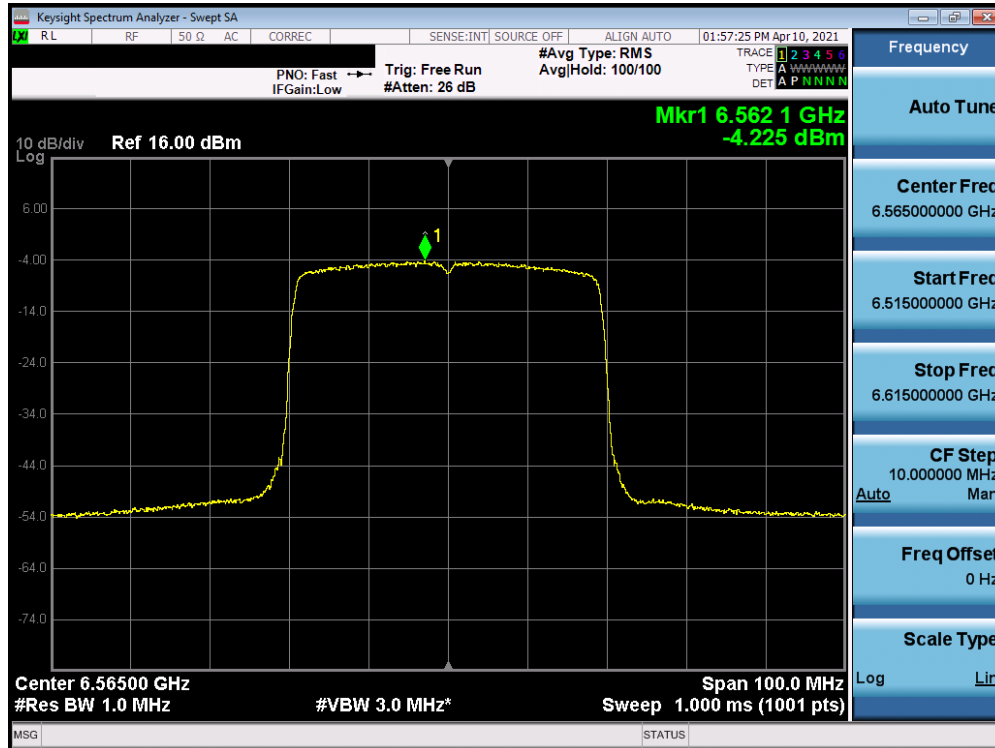


Plot 7-211. Power Spectral Density Measurement Plot MIMO ANT2 (20MHz 802.11ax (UNII Band 7) – Ch. 149)

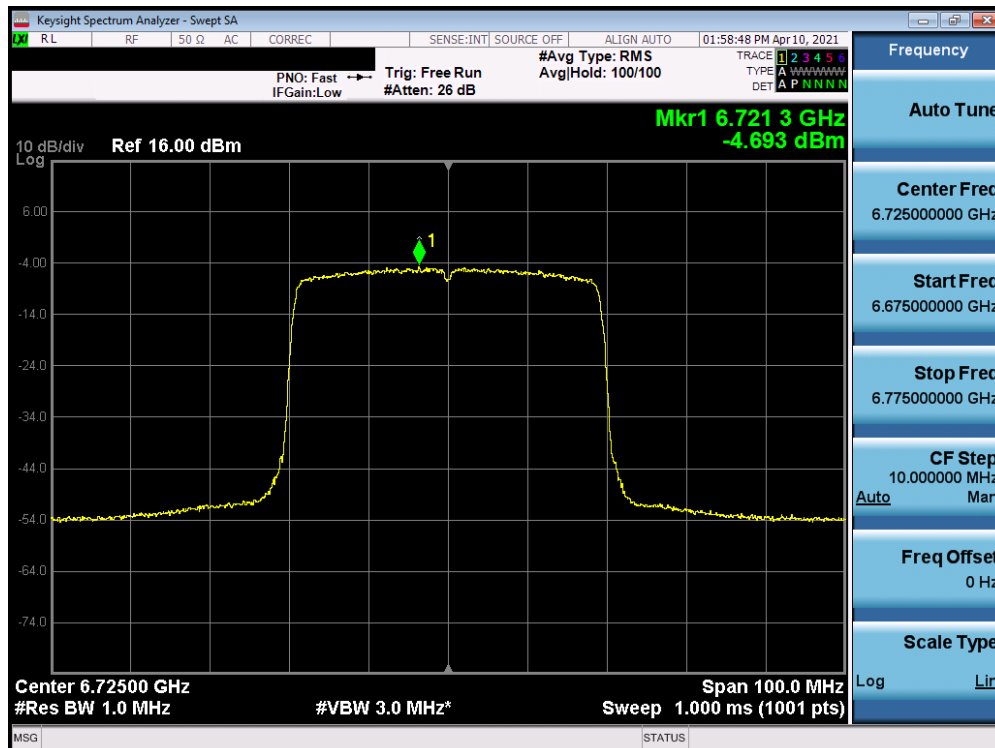


Plot 7-212. Power Spectral Density Measurement Plot MIMO ANT2 (20MHz 802.11ax (UNII Band 7) – Ch. 185)

FCC ID: A3LSMF926B	<b>PCTEST</b> Proud to be part of element	MEASUREMENT REPORT (CERTIFICATION)	<b>SAMSUNG</b>	Approved by: Quality Manager
Test Report S/N: 1M2104190044-15-R2.A3L	Test Dates: 03/26 – 06/08/2021	EUT Type: Portable Handset		Page 137 of 261



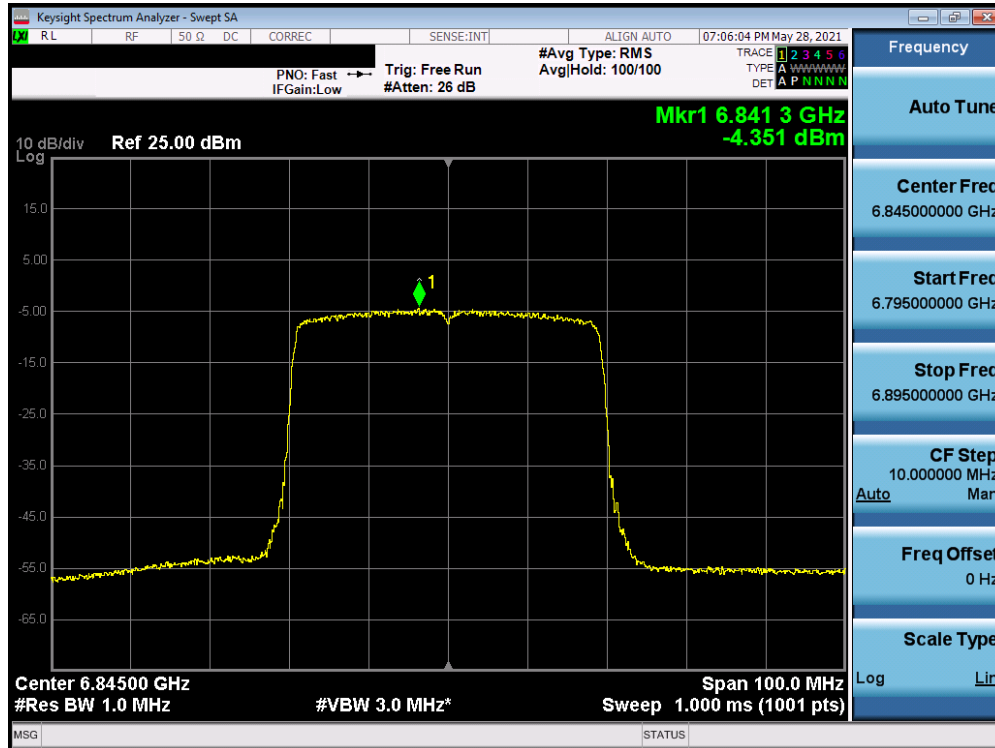
Plot 7-213. Power Spectral Density Measurement Plot MIMO ANT2 (40MHz 802.11ax (UNII Band 7) – Ch. 123)



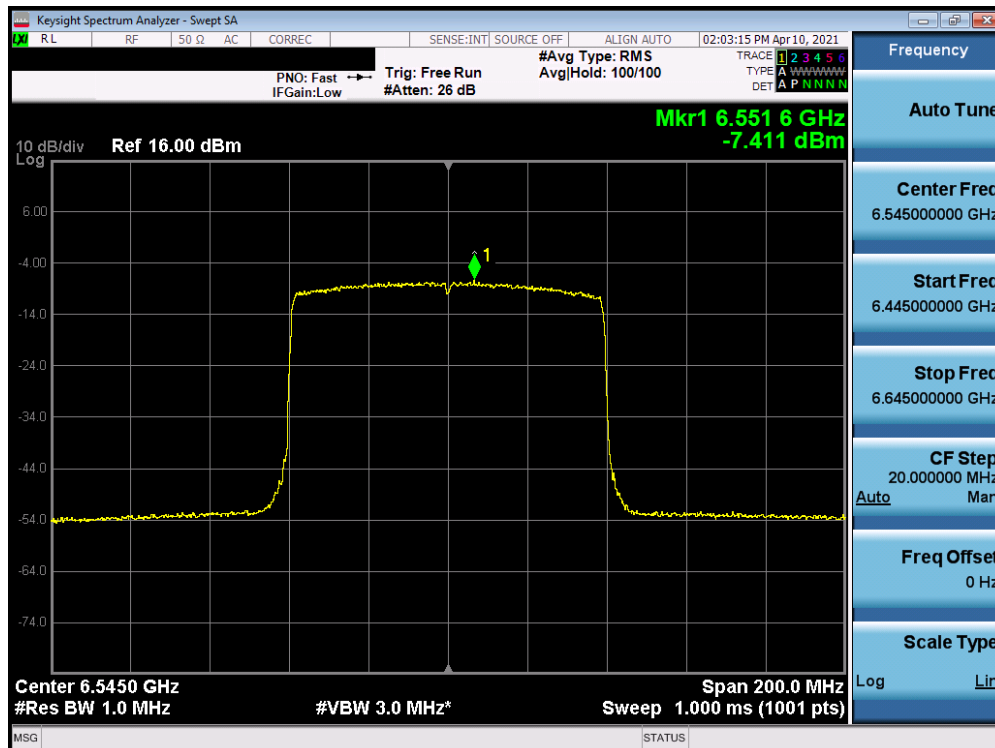
Plot 7-214. Power Spectral Density Measurement Plot MIMO ANT2 (40MHz 802.11ax (UNII Band 7) – Ch. 155)

FCC ID: A3LSMF926B	<b>PCTEST</b> Proud to be part of element	MEASUREMENT REPORT (CERTIFICATION)	<b>SAMSUNG</b>	Approved by: Quality Manager
Test Report S/N: 1M2104190044-15-R2.A3L	Test Dates: 03/26 – 06/08/2021	EUT Type: Portable Handset		Page 138 of 261



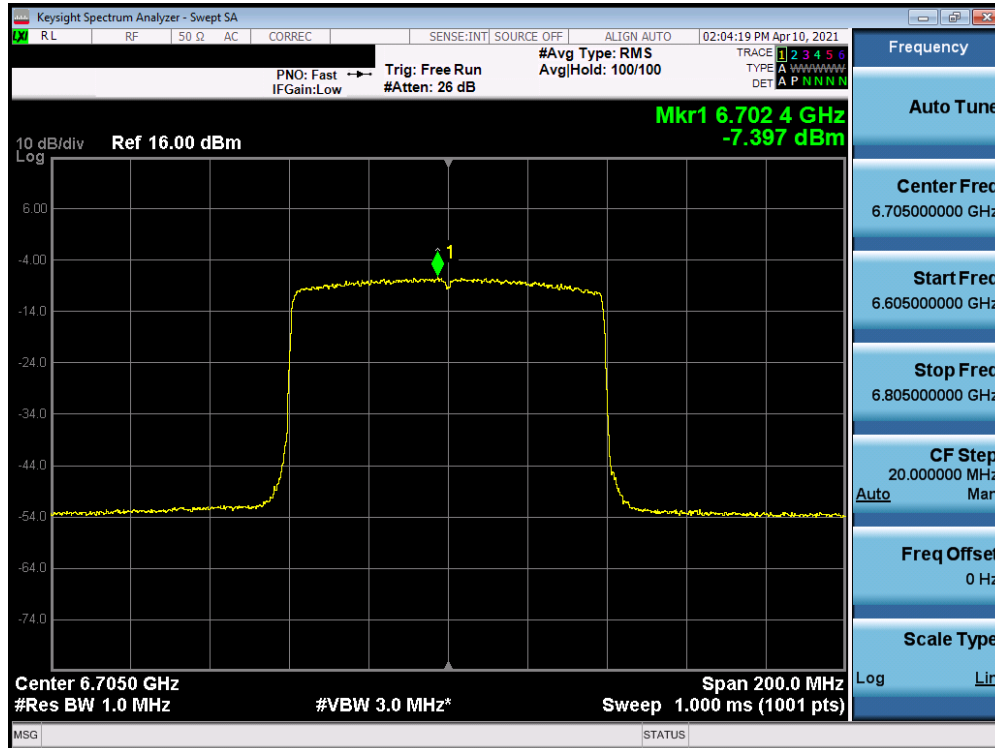


Plot 7-215. Power Spectral Density Measurement Plot MIMO ANT2 (40MHz 802.11ax (UNII Band 7) – Ch. 179)

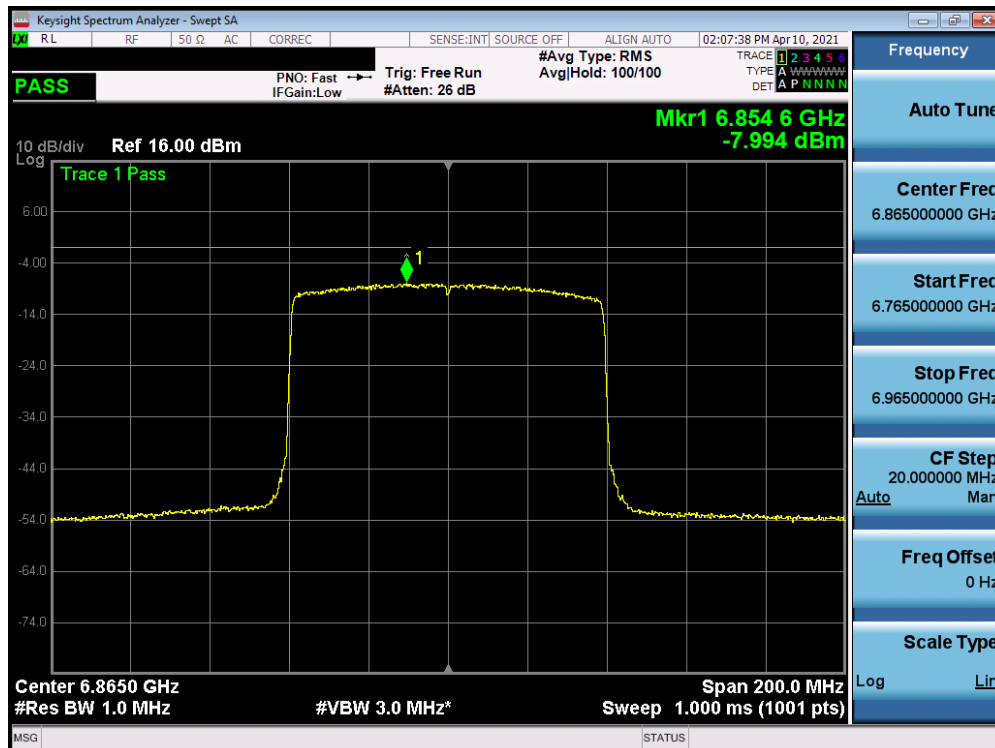


Plot 7-216. Power Spectral Density Measurement Plot MIMO ANT2 (80MHz 802.11ax (UNII Band 7) – Ch. 119)

FCC ID: A3LSMF926B	<b>PCTEST</b> Proud to be part of element	MEASUREMENT REPORT (CERTIFICATION)	<b>SAMSUNG</b>	Approved by: Quality Manager
Test Report S/N: 1M2104190044-15-R2.A3L	Test Dates: 03/26 – 06/08/2021	EUT Type: Portable Handset		Page 139 of 261

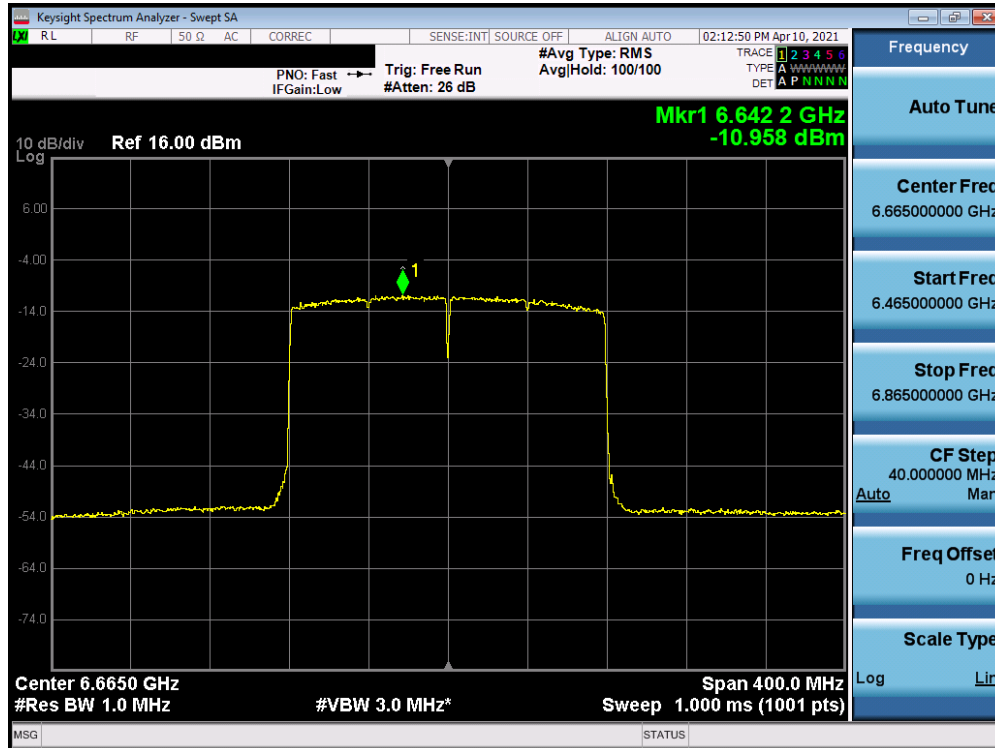


Plot 7-217. Power Spectral Density Measurement Plot MIMO ANT2 (80MHz 802.11ax (UNII Band 7) – Ch. 151)

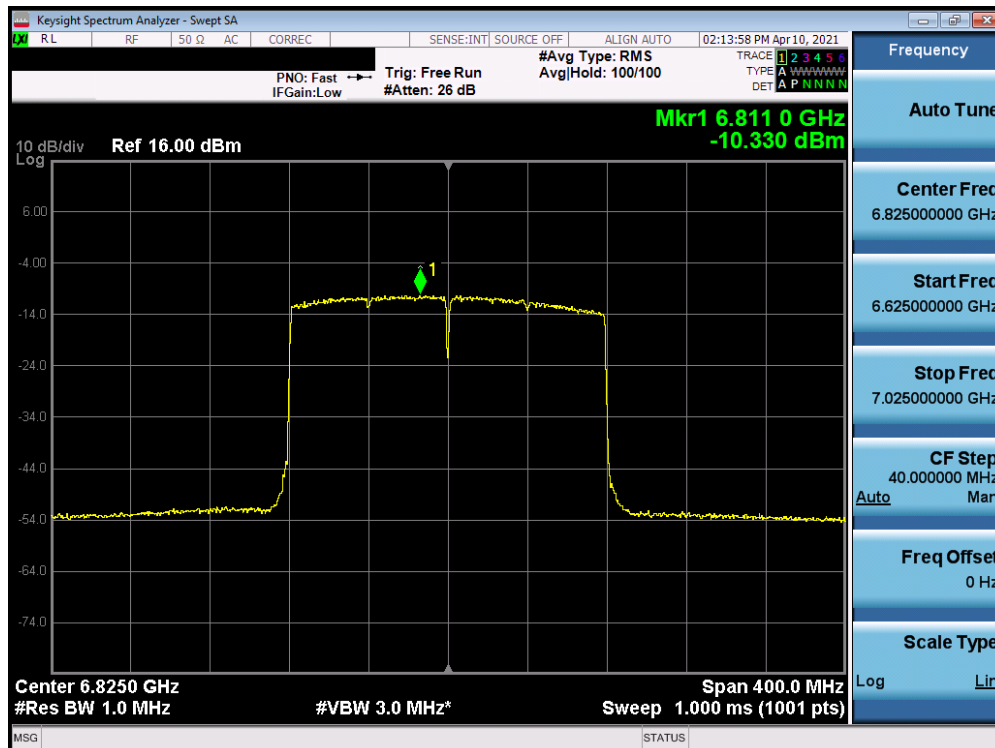


Plot 7-218. Power Spectral Density Measurement Plot MIMO ANT2 (80MHz 802.11ax (UNII Band 7) – Ch. 183)

FCC ID: A3LSMF926B	<b>PCTEST</b> Proud to be part of element	MEASUREMENT REPORT (CERTIFICATION)	<b>SAMSUNG</b>	Approved by: Quality Manager
Test Report S/N: 1M2104190044-15-R2.A3L	Test Dates: 03/26 – 06/08/2021	EUT Type: Portable Handset		Page 140 of 261



Plot 7-219. Power Spectral Density Measurement Plot MIMO ANT2 (160MHz 802.11ax (UNII Band 7) – Ch. 143)



Plot 7-220. Power Spectral Density Measurement Plot MIMO ANT2 (160MHz 802.11ax (UNII Band 7) – Ch. 175)

FCC ID: A3LSMF926B	<b>PCTEST</b> Proud to be part of element	MEASUREMENT REPORT (CERTIFICATION)	<b>SAMSUNG</b>	Approved by: Quality Manager
Test Report S/N: 1M2104190044-15-R2.A3L	Test Dates: 03/26 – 06/08/2021	EUT Type: Portable Handset		Page 141 of 261

