

APPENDIX G POWER REDUCTION VERIFICATION

Per the May 2017 TCBC Workshop Notes, demonstration of proper functioning of the power reduction mechanisms is required to support the corresponding SAR configurations. The verification process was divided into two parts: (1) evaluation of output power levels for individual or multiple triggering mechanisms and (2) evaluation of the triggering distances for proximity-based sensors.

G.1 Power Verification Procedure




The power verification was performed according to the following procedure:

1. A base station simulator was used to establish a conducted RF connection and the output power was monitored. The power measurements were confirmed to be within expected tolerances for all states before and after a power reduction mechanism was triggered. For licensed modes, the device state index as displayed on the device UI was recorded before and after the mechanism was triggered.
2. Step 1 was repeated for all relevant modes and frequency bands for the mechanism being investigated.
3. Steps 1 and 2 were repeated for all individual power reduction mechanisms and combinations thereof. For the combination cases, one mechanism was switched to a 'triggered' state at a time; powers were confirmed to be within tolerances after each additional mechanism was activated.

G.2 Distance Verification Procedure

The distance verification procedure was performed according to the following procedure:

1. A base station simulator was used to establish an RF connection and to monitor the power levels. The device being tested was placed below the relevant section of the phantom with the relevant side or edge of the device facing toward the phantom. For licensed modes, the device state index on the device UI was monitored to determine the triggering state.
2. The device was moved toward and away from the phantom to determine the distance at which the mechanism triggers and the output power is reduced, per KDB Publication 616217 D04v01r02 and FCC Guidance. Each applicable test position was evaluated. The distances were confirmed to be the same or larger (more conservative) than the minimum distances provided by the manufacturer.
3. Steps 1 and 2 were repeated for low, mid, and high bands, as appropriate (see note below Table G-3 and G-4 for more details).
4. Steps 1 through 3 were repeated for all distance-based power reduction mechanisms.

FCC ID: A3LSMF926B	 PCTEST Proud to be part of 	SAR EVALUATION REPORT		Reviewed by: Quality Manager
Test Dates: 04/19/2021-06/20/2021	DUT Type: Portable Handset			APPENDIX G: Page 1 of 6

G.3 Main Antenna Verification Summary

Table G-1
Power Measurement Verification for Main Antenna Folder Closed

Mechanism(s)		Mode/Band	Conducted Power (dBm)		
1st	2nd		Un-triggered (Max)	Mechanism #1 (Reduced)	Mechanism #2 (Reduced)
Hotspot On		GPRS 1900 3 Tx Slot	26.52	23.32	
Grip		GPRS 1900 3 Tx Slot	26.52	22.99	
Hotspot On	Grip	GPRS 1900 3 Tx Slot	26.49	23.34	23.33
Grip	Hotspot On	GPRS 1900 3 Tx Slot	26.51	23.39	23.35
Hotspot On		UMTS 1750	23.59	18.29	
Grip		UMTS 1750	23.61	18.33	
Hotspot On	Grip	UMTS 1750	23.66	18.34	18.34
Grip	Hotspot On	UMTS 1750	23.60	18.39	18.37
Hotspot On		UMTS 1900	23.14	18.32	
Grip		UMTS 1900	23.22	18.34	
Hotspot On	Grip	UMTS 1900	23.22	18.38	18.42
Grip	Hotspot On	UMTS 1900	23.21	18.44	18.40
Hotspot On		LTE Band 66	24.69	18.38	
Grip		LTE Band 66	24.66	18.41	
Hotspot On	Grip	LTE Band 66	24.62	18.40	18.33
Grip	Hotspot On	LTE Band 66	24.59	18.40	18.47
Hotspot On		LTE Band 4	24.55	18.40	
Grip		LTE Band 4	24.52	18.45	
Hotspot On	Grip	LTE Band 4	24.57	18.49	18.41
Grip	Hotspot On	LTE Band 4	24.57	18.50	18.44
Hotspot On		LTE Band 25	24.30	18.55	
Grip		LTE Band 25	24.35	18.59	
Hotspot On	Grip	LTE Band 25	24.33	18.57	18.44
Grip	Hotspot On	LTE Band 25	24.37	18.57	18.52
Hotspot On		LTE Band 2	24.36	18.66	
Grip		LTE Band 2	24.35	18.66	
Hotspot On	Grip	LTE Band 2	24.37	18.66	18.39
Grip	Hotspot On	LTE Band 2	24.33	18.62	18.59
Hotspot On		LTE Band 41 PC3	22.55	18.44	
Grip		LTE Band 41 PC3	22.57	18.44	
Hotspot On	Grip	LTE Band 41 PC3	22.58	18.39	18.44
Grip	Hotspot On	LTE Band 41 PC3	22.56	18.40	18.44
Hotspot On		LTE Band 41 PC2	25.66	18.36	
Grip		LTE Band 41 PC2	25.62	18.37	
Hotspot On	Grip	LTE Band 41 PC2	25.58	18.40	18.44
Grip	Hotspot On	LTE Band 41 PC2	25.69	18.39	18.42
Hotspot On		NR FDD Band n66	22.58	17.83	
Grip		NR FDD Band n66	22.58	17.79	
Hotspot On	Grip	NR FDD Band n66	22.58	17.83	17.79
Grip	Hotspot On	NR FDD Band n66	22.58	17.79	17.79

FCC ID: A3LSMF926B	 SAR EVALUATION REPORT 	Reviewed by: Quality Manager
Test Dates: 04/19/2021-06/20/2021	DUT Type: Portable Handset	APPENDIX G: Page 2 of 6

Table G-2
Power Measurement Verification for Main Antenna Folder Open

Mechanism(s)		Mode/Band	Conducted Power (dBm)		
1st	2nd		Un-triggered (Max)	Mechanism #1 (Reduced)	Mechanism #2 (Reduced)
Hotspot On		GPRS 1900 3 Tx Slot	26.57	23.33	
Grip		GPRS 1900 3 Tx Slot	26.55	23.37	
Hotspot On	Grip	GPRS 1900 3 Tx Slot	26.54	23.33	23.37
Grip	Hotspot On	GPRS 1900 3 Tx Slot	26.55	23.24	23.32
Hotspot On		UMTS 1750	23.59	18.44	
Grip		UMTS 1750	23.61	18.34	
Hotspot On	Grip	UMTS 1750	23.62	18.42	18.32
Grip	Hotspot On	UMTS 1750	23.62	18.44	18.32
Hotspot On		UMTS 1900	23.11	18.33	
Grip		UMTS 1900	23.14	18.33	
Hotspot On	Grip	UMTS 1900	23.12	18.32	18.44
Grip	Hotspot On	UMTS 1900	23.11	18.32	18.32
Hotspot On		LTE Band 66	24.62	18.49	
Grip		LTE Band 66	24.62	18.48	
Hotspot On	Grip	LTE Band 66	24.62	18.47	18.48
Grip	Hotspot On	LTE Band 66	24.63	18.48	18.49
Hotspot On		LTE Band 4	24.70	18.40	
Grip		LTE Band 4	24.66	18.41	
Hotspot On	Grip	LTE Band 4	24.66	18.42	18.42
Grip	Hotspot On	LTE Band 4	24.65	18.40	18.45
Hotspot On		LTE Band 25	24.56	18.67	
Grip		LTE Band 25	24.55	18.62	
Hotspot On	Grip	LTE Band 25	24.57	18.66	18.66
Grip	Hotspot On	LTE Band 25	24.56	18.62	18.64
Hotspot On		LTE Band 2	24.44	18.57	
Grip		LTE Band 2	24.44	18.55	
Hotspot On	Grip	LTE Band 2	24.43	18.55	18.55
Grip	Hotspot On	LTE Band 2	24.45	18.57	18.54
Hotspot On		LTE Band 41 PC3	22.57	18.23	
Grip		LTE Band 41 PC3	22.57	18.24	
Hotspot On	Grip	LTE Band 41 PC3	22.59	18.24	18.22
Grip	Hotspot On	LTE Band 41 PC3	22.50	18.22	18.27
Hotspot On		LTE Band 41 PC2	25.66	18.37	
Grip		LTE Band 41 PC2	25.67	18.37	
Hotspot On	Grip	LTE Band 41 PC2	25.69	18.30	18.32
Grip	Hotspot On	LTE Band 41 PC2	25.63	18.34	18.32
Hotspot On		NR FDD Band n66	22.79	17.91	
Grip		NR FDD Band n66	22.79	17.88	
Hotspot On	Grip	NR FDD Band n66	22.79	17.91	17.88
Grip	Hotspot On	NR FDD Band n66	22.79	17.88	17.88

FCC ID: A3LSMF926B	 PCTEST Proud to be part of 	SAR EVALUATION REPORT		Reviewed by: Quality Manager
Test Dates: 04/19/2021-06/20/2021	DUT Type: Portable Handset			APPENDIX G: Page 3 of 6

Table G-3
Distance Measurement Verification for Main Antenna Folder Closed

Mechanism(s)	Test Condition	Band	Distance Measurements (mm)		Minimum Distance per Manufacturer (mm)
			Moving Toward	Moving Away	
Grip	Phablet - Back Side	Mid	12	16	11
Grip	Phablet - Back Side	High	12	16	11
Grip	Phablet - Bottom Edge	Mid	13	17	13
Grip	Phablet - Bottom Edge	High	13	17	13

*Note: Mid band refers to: GSM1900, UMTS B2/4, LTE B2/25, LTE Antenna B B4/66, NR Band Antenna B n66; High band refers to: LTE 41

Table G-4
Distance Measurement Verification for Main Antenna Folder Open

Mechanism(s)	Test Condition	Band	Distance Measurements (mm)		Minimum Distance per Manufacturer (mm)
			Moving Toward	Moving Away	
Grip	UMPC - Back Side	Mid	16	20	13
Grip	UMPC - Back Side	High	16	20	13
Grip	UMPC - Front Side	Mid	13	17	10
Grip	UMPC - Front Side	High	13	17	10
Grip	UMPC - Bottom Edge	Mid	17	24	17
Grip	UMPC - Bottom Edge	High	17	24	17

*Note: Mid band refers to: GSM1900, UMTS B2/4, LTE B2/25, LTE Antenna B B4/66, NR Band Antenna B n66; High band refers to: LTE 41

G.4 WIFI Verification Summary

Table G-5
Power Measurement Verification WIFI Antenna 1 Held to Ear

Mechanism(s)	Mode/Band	Conducted Power (dBm)	
		Un-triggered (Max)	Mechanism #1 (Reduced)
Held-to-Ear	802.11b	17.36	11.59
Held-to-Ear	802.11g	16.57	11.61
Held-to-Ear	802.11n (2.4GHz)	16.60	11.53
Held-to-Ear	802.11a	17.45	11.55
Held-to-Ear	802.11n (5GHz, 20MHz BW)	17.54	11.73
Held-to-Ear	802.11ac (20MHz BW)	17.27	11.43
Held-to-Ear	802.11n (5GHz, 40MHz BW)	16.94	11.95
Held-to-Ear	802.11ac (40MHz BW)	16.90	11.99
Held-to-Ear	802.11ac (80MHz BW)	14.96	11.28
Held-to-Ear	802.11ac (160MHz BW)	14.30	11.50

*Note: IEEE801.11ax and MIMO WIFI modes were not evaluated due to equipment limitations.

FCC ID: A3LSMF926B	 PCTEST Proud to be part of 	SAR EVALUATION REPORT		Reviewed by: Quality Manager
Test Dates: 04/19/2021-06/20/2021	DUT Type: Portable Handset			APPENDIX G: Page 4 of 6

Table G-6
Power Measurement Verification WIFI Antenna 2 Held to Ear

Mechanism(s)	Mode/Band	Conducted Power (dBm)	
1st		Un-triggered (Max)	Mechanism #1 (Reduced)
Held-to-Ear	802.11b	17.76	12.05
Held-to-Ear	802.11g	17.42	12.59
Held-to-Ear	802.11n (2.4GHz)	17.71	12.77
Held-to-Ear	802.11a	16.36	10.46
Held-to-Ear	802.11n (5GHz, 20MHz BW)	17.09	10.51
Held-to-Ear	802.11ac (20MHz BW)	16.87	10.79
Held-to-Ear	802.11n (5GHz, 40MHz BW)	16.58	11.57
Held-to-Ear	802.11ac (40MHz BW)	16.10	10.84
Held-to-Ear	802.11ac (80MHz BW)	14.87	10.51
Held-to-Ear	802.11ac (160MHz BW)	13.60	10.32

*Note: IEEE801.11ax and MIMO WIFI modes were not evaluated due to equipment limitations.

Table G-7
Power Measurement Verification WIFI Antenna 1 with NR Active

Mode/Band	Conducted Power (dBm)		
	Un-triggered (Max)	Mechanism #1 NR Active (Reduced)	Mechanism #2 RCV and NR Active (Reduced)
802.11b	18.29	14.24	10.27
802.11g	16.98	14.52	10.26
802.11n (2.4GHz)	16.80	14.30	9.80
802.11a	17.23	14.20	10.86
802.11n (5GHz, 20MHz BW)	17.03	14.22	11.13
802.11ac (20MHz BW)	16.98	13.94	10.96
802.11n (5GHz, 40MHz BW)	15.90	13.95	10.59
802.11ac (40MHz BW)	16.37	14.18	11.03
802.11ac (80MHz BW)	15.22	14.34	11.01
802.11ac (160MHz BW)	14.01	14.04	10.97

*Note: IEEE801.11ax and MIMO WIFI modes were not evaluated due to equipment limitations.



FCC ID: A3LSMF926B	 PCTEST Proud to be part of 	SAR EVALUATION REPORT		Reviewed by: Quality Manager
Test Dates: 04/19/2021-06/20/2021	DUT Type: Portable Handset			APPENDIX G: Page 5 of 6

Table G-8
Power Measurement Verification WIFI Antenna 2 with NR Active

Mode/Band	Conducted Power (dBm)		
	Un-triggered (Max)	Mechanism #1 NR Active (Reduced)	Mechanism #2 RCV and NR Active (Reduced)
802.11b	18.24	14.48	9.57
802.11g	16.56	14.34	9.59
802.11n (2.4GHz)	16.82	14.24	10.05
802.11a	16.86	13.96	10.78
802.11n (5GHz, 20MHz BW)	16.92	13.92	10.88
802.11ac (20MHz BW)	16.67	13.37	11.13
802.11n (5GHz, 40MHz BW)	15.79	14.01	11.17
802.11ac (40MHz BW)	15.84	13.80	10.89
802.11ac (80MHz BW)	15.00	14.14	10.83
802.11ac (160MHz BW)	13.95	14.02	10.89

*Note: IEEE801.11ax and MIMO WIFI modes were not evaluated due to equipment limitations.


G.5 Bluetooth Verification Summary

Table G-9
Power Measurement Verification Bluetooth Antenna 1

Mechanism(s)	Mode/Band	Conducted Power (dBm)	
1st		Un-triggered (Max)	Mechanism #1 (Reduced)
Held-to-Ear	Bluetooth	16.43	9.49
NR Active	Bluetooth	16.49	14.46
5/6 GHz WLAN Active	Bluetooth	16.47	10.98

Table G-10
Power Measurement Verification Bluetooth Antenna 2

Mechanism(s)	Mode/Band	Conducted Power (dBm)	
1st		Un-triggered (Max)	Mechanism #1 (Reduced)
Held-to-Ear	Bluetooth	16.23	9.32
NR Active	Bluetooth	16.35	14.29
5/6 GHz WLAN Active	Bluetooth	16.28	10.82

FCC ID: A3LSMF926B	 PCTEST Proud to be part of 	SAR EVALUATION REPORT		Reviewed by: Quality Manager
Test Dates: 04/19/2021-06/20/2021	DUT Type: Portable Handset			APPENDIX G: Page 6 of 6