







APPENDIX D: TEST SETUP PHOTOGRAPHS

FCC ID: A3LSMF916U	 PCTEST <small>Proud to be part of element</small> PART 2 RF EXPOSURE EVALUATION REPORT 	Approved by: Quality Manager
Test Dates: 08/03/2020 - 08/20/2020	DUT Type: Portable Handset	APPENDIX D: Page 1 of 10






Test Setup Photo 1 – Conducted Test Setup (Figure 6-1a)

FCC ID: A3LSMF916U	 PART 2 RF EXPOSURE EVALUATION REPORT 	Approved by: Quality Manager
Test Dates: 08/03/2020 - 08/20/2020	DUT Type: Portable Handset	APPENDIX D: Page 2 of 10






Test Setup Photo 2 – Conducted Test Setup (Figure 6-1b)

FCC ID: A3LSMF916U	 PART 2 RF EXPOSURE EVALUATION REPORT 	Approved by: Quality Manager
Test Dates: 08/03/2020 - 08/20/2020	DUT Type: Portable Handset	APPENDIX D: Page 3 of 10





Test Setup Photo 3 – Conducted Test Setup (Figure 6-1c)

FCC ID: A3LSMF916U	 PART 2 RF EXPOSURE EVALUATION REPORT 	Approved by: Quality Manager
Test Dates: 08/03/2020 - 08/20/2020	DUT Type: Portable Handset	APPENDIX D: Page 4 of 10






Test Setup Photo 4 – Top Edge SAR at 0 mm

FCC ID: A3LSMF916U	 PART 2 RF EXPOSURE EVALUATION REPORT 	Approved by: Quality Manager
Test Dates: 08/03/2020 - 08/20/2020	DUT Type: Portable Handset	APPENDIX D: Page 5 of 10





Test Setup Photo 5 – Bottom Edge SAR at 10 mm

FCC ID: A3LSMF916U	 PART 2 RF EXPOSURE EVALUATION REPORT 	Approved by: Quality Manager
Test Dates: 08/03/2020 - 08/20/2020	DUT Type: Portable Handset	APPENDIX D: Page 6 of 10






Test Setup Photo 6 – Right Tilt SAR

FCC ID: A3LSMF916U	 PART 2 RF EXPOSURE EVALUATION REPORT 	Approved by: Quality Manager
Test Dates: 08/03/2020 - 08/20/2020	DUT Type: Portable Handset	APPENDIX D: Page 7 of 10






Test Setup Photo 7 – Open, Back Side 12mm SAR

FCC ID: A3LSMF916U	 PART 2 RF EXPOSURE EVALUATION REPORT 	Approved by: Quality Manager
Test Dates: 08/03/2020 - 08/20/2020	DUT Type: Portable Handset	APPENDIX D: Page 8 of 10





Test Setup Photo 8 – Power Density Setup (Figure 7-2)

FCC ID: A3LSMF916U	 PART 2 RF EXPOSURE EVALUATION REPORT 	Approved by: Quality Manager
Test Dates: 08/03/2020 - 08/20/2020	DUT Type: Portable Handset	APPENDIX D: Page 9 of 10



Test Setup Photo 9 – Radiated Power Measurement Setup (Figure 7-1)

FCC ID: A3LSMF916U	 PART 2 RF EXPOSURE EVALUATION REPORT 	Approved by: Quality Manager
Test Dates: 08/03/2020 - 08/20/2020	DUT Type: Portable Handset	APPENDIX D: Page 10 of 10