



PCTEST
 7185 Oakland Mills Road, Columbia, MD 21046 USA
 Tel. +1.410.290.6652 / Fax +1.410.290.6654
 http://www.pctest.com



PART 0 SAR CHAR REPORT

Applicant Name:
 Samsung Electronics Co., Ltd.
 129, Samsung-ro, Maetan dong,
 Yeongtong-gu, Suwon-si
 Gyeonggi-do, 16677, Korea

Date of Testing:
 06/28/20 – 08/24/20
Test Site/Location:
 PCTEST Lab, Columbia, MD, USA
Document Serial No.:
 1M2005200087-26-R1.A3L

FCC ID: A3LSMF916U

APPLICANT: SAMSUNG ELECTRONICS CO., LTD

Report Type: Part 0 SAR Characterization
DUT Type: Portable Handset
Model(s): SM-F916U
Additional Model(s): SM-F916U1, SM-F916W

Note: This revised Test Report (S/N: 1M2005200087-26-R1.A3L) supersedes and replaces the previously issued test report on the same subject device for the same type of testing as indicated. Please discard or destroy the previously issued test report(s) and dispose of it accordingly.

I attest to the accuracy of data. All measurements reported herein were performed by me or were made under my supervision and are correct to the best of my knowledge and belief. I assume full responsibility for the completeness of these measurements and vouch for the qualifications of all persons taking them.

Test results reported herein relate only to the item(s) tested.


 Randy Ortanez
 President







FCC ID: A3LSMF916U	 Proud to be part of element	PART 0 SAR CHAR REPORT		Approved by: Quality Manager
Document S/N: 1M2005200087-26-R1.A3L	Test Dates: 06/28/20 – 08/24/20	DUT Type: Portable Handset	Page 1 of 11	

TABLE OF CONTENTS

1	DEVICE UNDER TEST	3
1.1	Device Overview	3
1.2	Time-Averaging for SAR and Power Density	4
1.3	Nomenclature for Part 0 Report	4
1.4	Bibliography	4
2	SAR AND POWER DENSITY MEASUREMENTS	5
2.1	SAR Definition	5
2.2	SAR Measurement Procedure	5
3	SAR CHARACTERIZATION	7
3.1	DSI and SAR Determination	7
3.2	SAR Design Target	7
3.3	SAR Char	8
4	EQUIPMENT LIST	10
5	MEASUREMENT UNCERTAINTIES	11
	APPENDIX A: SAR TEST RESULTS FOR P_{Limit} CALCULATIONS	1




FCC ID: A3LSMF916U	 PCTEST <small>Proud to be part of element</small>	PART 0 SAR CHAR REPORT	 SAMSUNG	Approved by: Quality Manager
Document S/N: 1M2005200087-26-R1.A3L	Test Dates: 06/28/20 – 08/24/20	DUT Type: Portable Handset	Page 2 of 11	

1 DEVICE UNDER TEST

1.1 Device Overview

Band & Mode	Operating Modes	Tx Frequency
CDMA/EVDO BC10 (§90S)	Voice/Data	817.90 - 823.10 MHz
CDMA/EVDO BC0 (§22HS)	Voice/Data	824.70 - 848.31 MHz
PCS CDMA/EVDO	Voice/Data	1851.25 - 1908.75 MHz
GSM/GPRS/EDGE 850	Voice/Data	824.20 - 848.80 MHz
GSM/GPRS/EDGE 1900	Voice/Data	1850.20 - 1909.80 MHz
UMTS 850	Voice/Data	826.40 - 846.60 MHz
UMTS 1750	Voice/Data	1712.4 - 1752.6 MHz
UMTS 1900	Voice/Data	1852.4 - 1907.6 MHz
LTE Band 71	Voice/Data	665.5 - 695.5 MHz
LTE Band 12	Voice/Data	699.7 - 715.3 MHz
LTE Band 13	Voice/Data	779.5 - 784.5 MHz
LTE Band 14	Voice/Data	790.5 - 795.5 MHz
LTE Band 26 (Cell)	Voice/Data	814.7 - 848.3 MHz
LTE Band 5 (Cell)	Voice/Data	824.7 - 848.3 MHz
LTE Band 66 (AWS)	Voice/Data	1710.7 - 1779.3 MHz
LTE Band 4 (AWS)	Voice/Data	1710.7 - 1754.3 MHz
LTE Band 25 (PCS)	Voice/Data	1850.7 - 1914.3 MHz
LTE Band 2 (PCS)	Voice/Data	1850.7 - 1909.3 MHz
LTE Band 30	Voice/Data	2307.5 - 2312.5 MHz
LTE Band 7	Voice/Data	2502.5 - 2567.5 MHz
LTE Band 48	Voice/Data	3552.5 - 3697.5 MHz
LTE Band 41	Voice/Data	2498.5 - 2687.5 MHz
LTE Band 38	Voice/Data	2572.5 - 2617.5 MHz
NR Band n71	Data	665.5 - 695.5 MHz
NR Band n5	Data	826.5 - 846.5 MHz
NR Band n66	Data	1712.5 - 1777.5 MHz
NR Band n2	Data	1852.5 - 1907.5 MHz
NR Band n25	Data	1852.5 - 1912.5 MHz
NR Band n41	Data	2506.02 - 2679.99 MHz
2.4 GHz WLAN	Voice/Data	2412 - 2462 MHz
U-NII-1	Voice/Data	5180 - 5240 MHz
U-NII-2A	Voice/Data	5260 - 5320 MHz
U-NII-2C	Voice/Data	5500 - 5720 MHz
U-NII-3	Voice/Data	5745 - 5825 MHz
Bluetooth	Data	2402 - 2480 MHz
NFC	Data	13.56 MHz
MST	Data	555 Hz - 8.33 kHz
NR Band n260	Data	37000 - 40000 MHz
NR Band n261	Data	27500 - 28350 MHz

This device uses the Qualcomm® Smart Transmit feature to control and manage transmitting power in real time and to ensure the time-averaged RF exposure is in compliance with the FCC requirement at all times for 2G/3G/4G/5G WWAN operations. Additionally, this device supports WLAN/BT/NFC/MST technologies, but the output power of these modems is not controlled by the Smart Transmit algorithm.

FCC ID: A3LSMF916U	 PCTEST Proud to be part of 	PART 0 SAR CHAR REPORT	 Approved by: Quality Manager
Document S/N: 1M2005200087-26-R1.A3L	Test Dates: 06/28/20 – 08/24/20	DUT Type: Portable Handset	Page 3 of 11

1.2 Time-Averaging for SAR and Power Density

This device is enabled with Qualcomm® Smart Transmit algorithm to control and manage transmitting power in real time and to ensure that the time-averaged RF exposure from 2G/3G/4G/5G Sub-6 NR WWAN is in compliance with FCC requirements. This Part 0 report shows SAR characterization of WWAN radios for 2G/3G/4G/5G Sub-6 NR. Characterization is achieved by determining P_{Limit} for 2G/3G/4G/5G Sub-6 NR that corresponds to the exposure design targets after accounting for all device design related uncertainties, i.e., SAR_design_target (< FCC SAR limit) for sub-6 radio. The SAR characterization is denoted as SAR Char in this report. Section 1.3 includes a nomenclature of the specific terms used in this report.



The compliance test under the static transmission scenario and simultaneous transmission analysis are reported in Part 1 report. The validation of the time-averaging algorithm and compliance under the dynamic (time- varying) transmission scenario for WWAN technologies are reported in Part 2 report (report SN could be found in Section 1.4 – Bibliography).

1.3 Nomenclature for Part 0 Report

Technology	Term	Description
2G/3G/4G/5G Sub-6 NR	P_{limit}	Power level that corresponds to the exposure design target (<i>SAR_design_target</i>) after accounting for all device design related uncertainties
	P_{max}	Maximum tune up output power
	<i>SAR_design_target</i>	Target SAR level < FCC SAR limit after accounting for all device design related uncertainties
	<i>SAR Char</i>	Table containing P_{limit} for all technologies and bands

1.4 Bibliography

Report Type	Report Serial Number
FCC Part 0 PD Characterization Report	Revision B
FCC PD Simulation	Revision B
FCC SAR Evaluation Report (Part 1)	1M2005200087-01-R2.A3L
FCC PD Evaluation Report (Part 1)	1M2005200087-21-R2.A3L
RF Exposure Part 2 Test Report	1M2005200087-22-R1.A3L
RF Exposure Compliance Summary	1M2005200087-23.A3L

FCC ID: A3LSMF916U	 PART 0 SAR CHAR REPORT 	Approved by: Quality Manager
Document S/N: 1M2005200087-26-R1.A3L	Test Dates: 06/28/20 – 08/24/20	DUT Type: Portable Handset
		Page 4 of 11

2.1 SAR Definition

Specific Absorption Rate is defined as the time derivative (rate) of the incremental energy (dU) absorbed by (dissipated in) an incremental mass (dm) contained in a volume element (dV) of a given density (ρ). It is also defined as the rate of RF energy absorption per unit mass at a point in an absorbing body (see Equation 2-1).

Equation 2-1
SAR Mathematical Equation

$$SAR = \frac{d}{dt} \left(\frac{dU}{dm} \right) = \frac{d}{dt} \left(\frac{dU}{\rho dv} \right)$$

SAR is expressed in units of Watts per Kilogram (W/kg).

$$SAR = \frac{\sigma \cdot E^2}{\rho}$$

where:

σ	=	conductivity of the tissue-simulating material (S/m)
ρ	=	mass density of the tissue-simulating material (kg/m ³)
E	=	Total RMS electric field strength (V/m)

NOTE: The primary factors that control rate of energy absorption were found to be the wavelength of the incident field in relation to the dimensions and geometry of the irradiated organism, the orientation of the organism in relation to the polarity of field vectors, the presence of reflecting surfaces, and whether conductive contact is made by the organism with a ground plane.[6]

2.2 SAR Measurement Procedure

The evaluation was performed using the following procedure compliant to FCC KDB Publication 865664 D01v01r04 and IEEE 1528-2013:

1. The SAR distribution at the exposed side of the head or body was measured at a distance no greater than 5.0 mm from the inner surface of the shell. The area covered the entire dimension of the device-head and body interface and the horizontal grid resolution was determined per FCC KDB Publication 865664 D01v01r04 (See Table 2-1) and IEEE 1528-2013.
2. Table 2-1) and IEEE 1528-2013.
3. The point SAR measurement was taken at the maximum SAR region determined from Step 1 to enable the monitoring of SAR fluctuations/drifts during the 1g/10g cube evaluation. SAR at this fixed point was measured and used as a reference value.

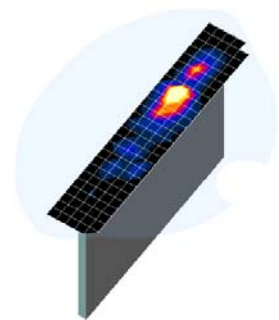





Figure 2-1
Sample SAR Area Scan




FCC ID: A3LSMF916U	 Proud to be part of 	PART 0 SAR CHAR REPORT		Approved by: Quality Manager
Document S/N: 1M2005200087-26-R1.A3L	Test Dates: 06/28/20 – 08/24/20	DUT Type: Portable Handset	Page 5 of 11	

4. Based on the area scan data, the peak of the region with maximum SAR was determined by spline interpolation. Around this point, a volume was assessed according to the measurement resolution and volume size requirements of FCC KDB Publication 865664 D01v01r04 (See
5. Table 2-1) and IEEE 1528-2013. On the basis of this data set, the spatial peak SAR value was evaluated with the following procedure (see references or the DASY manual online for more details):
 - a. SAR values at the inner surface of the phantom are extrapolated from the measured values along the line away from the surface with spacing no greater than that in
 - b. Table 2-1. The extrapolation was based on a least-squares algorithm. A polynomial of the fourth order was calculated through the points in the z-axis (normal to the phantom shell).
 - c. After the maximum interpolated values were calculated between the points in the cube, the SAR was averaged over the spatial volume (1g or 10g) using a 3D-Spline interpolation algorithm. The 3D-spline is composed of three one-dimensional splines with the “Not a knot” condition (in x, y, and z directions). The volume was then integrated with the trapezoidal algorithm. One thousand points (10 x 10 x 10) were obtained through interpolation, in order to calculate the averaged SAR.
 - d. All neighboring volumes were evaluated until no neighboring volume with a higher average value was found.
6. The SAR reference value, at the same location as step 2, was re-measured after the zoom scan was complete to calculate the SAR drift. If the drift deviated by more than 5%, the SAR test and drift measurements were repeated.

Table 2-1
Area and Zoom Scan Resolutions per FCC KDB Publication 865664 D01v01r04*

Frequency	Maximum Area Scan Resolution (mm) ($\Delta x_{area}, \Delta y_{area}$)	Maximum Zoom Scan Resolution (mm) ($\Delta x_{zoom}, \Delta y_{zoom}$)	Maximum Zoom Scan Spatial Resolution (mm)			Minimum Zoom Scan Volume (mm) (x,y,z)
			Uniform Grid	Graded Grid		
				$\Delta z_{zoom}(n)$	$\Delta z_{zoom}(1)^*$	
≤ 2 GHz	≤ 15	≤ 8	≤ 5	≤ 4	≤ 1.5* $\Delta z_{zoom}(n-1)$	≥ 30
2-3 GHz	≤ 12	≤ 5	≤ 5	≤ 4	≤ 1.5* $\Delta z_{zoom}(n-1)$	≥ 30
3-4 GHz	≤ 12	≤ 5	≤ 4	≤ 3	≤ 1.5* $\Delta z_{zoom}(n-1)$	≥ 28
4-5 GHz	≤ 10	≤ 4	≤ 3	≤ 2.5	≤ 1.5* $\Delta z_{zoom}(n-1)$	≥ 25
5-6 GHz	≤ 10	≤ 4	≤ 2	≤ 2	≤ 1.5* $\Delta z_{zoom}(n-1)$	≥ 22

*Also compliant to IEEE 1528-2013 Table 6

FCC ID: A3LSMF916U	 PCTEST Proud to be part of 	PART 0 SAR CHAR REPORT		Approved by: Quality Manager
Document S/N: 1M2005200087-26-R1.A3L	Test Dates: 06/28/20 – 08/24/20	DUT Type: Portable Handset	Page 6 of 11	

3.1 DSI and SAR Determination

This device uses different Device State Index (DSI) to configure different time averaged power levels based on certain exposure scenarios. Depending on the detection scheme implemented in the smartphone, the worst-case SAR was determined by measurements for the relevant exposure conditions for that DSI. Detailed descriptions of the detection mechanisms are included in the operational description.

When 1g SAR and 10g SAR exposure comparison is needed, the worst-case was determined from SAR normalized to 1g or 10g SAR limit.

The device state index (DSI) conditions used in Table 3-1 represent different exposure scenarios.

Table 3-1
DSI and Corresponding Exposure Scenarios

Scenario	Description	SAR Test Cases
Head (DSI = 3)	<ul style="list-style-type: none"> Device positioned next to head, folder open Receiver Active 	Head SAR per KDB Publication 648474 D04
Head (DSI = 4)	<ul style="list-style-type: none"> Device positioned next to head, folder closed Receiver Active 	Head SAR per KDB Publication 648474 D04
Hotspot mode (DSI = 6)	<ul style="list-style-type: none"> Device transmits in hotspot mode near body, folder closed Hotspot Mode Active 	Hotspot SAR per KDB Publication 941225 D06
Phablet Grip (DSI=1 or 7)	<ul style="list-style-type: none"> Device is held with hand and grip sensor is triggered, folder closed Grip sensor triggered or earjack is active 	Phablet SAR per KDB Publication 648474 D04 & KDB Publication 616217 D04
Phablet (DSI = 0)	<ul style="list-style-type: none"> Device is held with hand and grip sensor is not triggered, folder closed Distance grip sensor not triggered 	Phablet SAR per KDB Publication 648474 D04 & KDB Publication 616217 D04
Body-worn (DSI = 0)	<ul style="list-style-type: none"> Device being used with a body-worn accessory, folder closed 	Body-worn SAR per KDB Publication 648474 D04
UMPC (DSI = 0)	<ul style="list-style-type: none"> Device transmits near body, folder open Distance grip sensor not triggered 	UMPC Min-Tablet SAR per KDB 941225 D07v01r02
UMPC (DSI = 5)	<ul style="list-style-type: none"> Device transmits near body, folder open Hotspot Mode Active 	UMPC Min-Tablet SAR per KDB 941225 D07v01r02
UMPC Extremity (DSI =0)	<ul style="list-style-type: none"> Device not close to user, folder open Distance grip sensor not triggered 	UMPC Min-Tablet SAR per KDB 941225 D07v01r02
UMPC Extremity (DSI = 2 or 8)	<ul style="list-style-type: none"> Device is within certain distance of user, folder open Distance grip sensor triggered 	UMPC Min-Tablet SAR per KDB 941225 D07v01r02

3.2 SAR Design Target

SAR_design_target is determined by ensuring that it is less than FCC SAR limit after accounting for total device designed related uncertainties specified by the manufacturer (see Table 3-2).




FCC ID: A3LSMF916U	 PCTEST Proud to be part of 	PART 0 SAR CHAR REPORT		Approved by: Quality Manager
Document S/N: 1M2005200087-26-R1.A3L	Test Dates: 06/28/20 – 08/24/20	DUT Type: Portable Handset	Page 7 of 11	

Table 3-2
SAR_design_target Calculations

SAR_design_target			
$SAR_design_target < SAR_regulatory_limit \times 10^{\frac{-Total\ Uncertainty}{10}}$			
1g SAR (W/kg)		10g SAR (W/kg)	
Total Uncertainty	1.0 dB	Total Uncertainty	1.0 dB
SAR_regulatory_limit	1.6 W/kg	SAR_regulatory_limit	4.0 W/kg
SAR_design_target	1.0 W/kg	SAR_design_target	2.5 W/kg

3.3 SAR Char



SAR test results corresponding to *Pmax* for each antenna/technology/band/DSI can be found in Appendix A.

PLimit is calculated by linearly scaling with the measured SAR at the Ppart0 to correspond to the *SAR_design_target*. When *PLimit* < *Pmax*, *Ppart0* was used as *PLimit* in the Smart Transmit EFS. When *PLimit* > *Pmax* and *Ppart0*=*Pmax*, calculated *PLimit* was used in the Smart Transmit EFS. All reported SAR obtained from the Ppart0 SAR tests was less than *SAR_Design_target*+ 1 dB Uncertainty. The final *PLimit* determination for each exposure scenario corresponding to *SAR_design_target* are shown in Table 3-3.

Table 3-3
PLimit Determination

Device State Index (DSI)	PLimit Determination Scenarios
0	The worst-case SAR exposure for open and closed is determined as maximum SAR normalized to the limit among: <ol style="list-style-type: none"> 1. UMPC 1g SAR folder open <ol style="list-style-type: none"> a. measured at 12 and 16 mm for back and bottom surfaces respectively. b. measured at 10 mm for front, left, and right surfaces. 2. Body Worn SAR folder closed. 3. UMPC 10g SAR folder open. <ol style="list-style-type: none"> a. measured at 12, 9, and 16 mm for back, front, and bottom surfaces respectively. b. measured at 0 mm for left and right surfaces 4. Extremity SAR folder closed. <ol style="list-style-type: none"> a. measured at 10, and 12 mm for back and bottom surfaces respectively. b. measured at 0 mm for front, left, and right surfaces.
1 or 7	<i>PLimit</i> is calculated based on 10g UMPC SAR at 0 mm for back, front, and bottom or 1g UMPC SAR at 10mm for back and bottom surfaces for folder open.
2 or 8	<i>PLimit</i> is calculated based on 10g Extremity SAR at 0 mm for back and bottom surfaces for folder closed.
3 or 4	<i>PLimit</i> is calculated based on 1g Head SAR.
5 or 6	<i>PLimit</i> is calculated based on 1g UMPC SAR at 10 mm or 1g Hotspot SAR at 10 mm.

Note:

FCC ID: A3LSMF916U	 <small>Proud to be part of element</small>	PART 0 SAR CHAR REPORT		Approved by: Quality Manager
Document S/N: 1M2005200087-26-R1.A3L	Test Dates: 06/28/20 – 08/24/20	DUT Type: Portable Handset	Page 8 of 11	

For DSI = 0, P_{limit} is calculated by:

$$P_{limit} = \min\{P_{limit} \text{ corresponding to UMPC 1g SAR evaluation at 12~16 mm spacing,}$$

$$P_{limit} \text{ corresponding to UMPC 1g SAR evaluation at 10 mm for front, left and right}$$

$$P_{limit} \text{ corresponding to 1g Body Worn SAR evaluation at 15 mm spacing}$$

$$P_{limit} \text{ corresponding to UMPC 10g SAR evaluation at 9~16 mm spacing}$$

$$P_{limit} \text{ corresponding to UMPC 10g SAR evaluation at 0 mm for left and right}$$

$$P_{limit} \text{ corresponding to 10g Extremity SAR evaluation at 10~12 mm spacing,}$$




$$P_{limit} \text{ corresponding to 10g Extremity SAR evaluation at 0 mm for left and right surfaces}\}$$

Table 3-4
SAR Characterizations

Exposure Scenario:	Folder Open UMPC	Folder Closed Body-Worn	Folder Open UMPC	Folder Closed Phablet	Folder Open UMPC	Folder Closed Phablet	Folder Open Head	Folder Closed Head	Folder Open UMPC	Folder Closed Hotspot	Folder Open Earjack	Folder Closed Earjack	Maximum Tune-up Output Power*
Averaging Volume:	1g	1g	10g	10g	10g	10g	1g	1g	1g	1g	10g	10g	
Spacing:	10, 12, 16 mm	15 mm	12, 9, 16 mm	10, 12 mm	0 mm	0 mm	0 mm	0 mm	10 mm	10 mm	0 mm	0 mm	
DSI:	0	0	0	0	1	2	3	4	5	6	7	8	
Technology/Band													Pmax
CDMA/EVDO BC10			28.0			27.2		32.1		27.5		27.2	25.0
CDMA/EVDO BCO Antenna A			28.0			26.8		31.6		26.8		26.8	25.0
CDMA/EVDO BC1			23.0			19.0		23.0		19.0		19.0	24.0
GSM/GPRS/EDGE 850 MHz Antenna A			27.5			26.5		32.0		26.5		26.5	25.3
GSM/GPRS/EDGE 1900 MHz			26.0			18.8		36.9		18.8		18.8	22.1
UMTS B5			26.8			25.8		31.2		25.8		25.8	24.8
UMTS B4			24.9			19.0		37.0		19.0		19.0	24.5
UMTS B2			23.5			19.0		23.5		19.0		19.0	24.5
LTE FDD B71			28.6			27.6		34.2		27.6		27.6	24.8
LTE FDD B12			28.3			28.3		35.3		28.9		28.3	24.8
LTE FDD B13 Antenna A			27.1			26.9		31.3		26.9		26.9	24.8
LTE FDD B14 Antenna A			27.0			26.3		31.1		26.9		26.3	24.8
LTE FDD B26			27.7			26.4		31.4		26.8		26.4	24.8
LTE FDD B5			27.2			26.1		31.1		26.1		26.1	24.8
LTE FDD B66/4			24.5			19.0		37.3		19.0		19.0	24.0
LTE FDD B25/2			25.2			19.0		38.0		19.0		19.0	24.5
LTE FDD B30			26.1			19.5		37.0		19.5		19.5	24.0
LTE FDD B7			21.0			18.5		21.0		18.5		18.5	24.0
LTE TDD B48			17.5			17.5		16.5		17.5		17.5	22.0
LTE TDD B41/38 PC3			20.5			17.0		20.5		17.0		17.0	22.0
LTE TDD B41 PC2			20.5			17.0		20.5		17.0		17.0	23.4
NR FDD n71			29.6			28.6		33.5		28.6		28.6	24.5
NR FDD n5			28.6			26.7		31.9		27.3		26.7	24.5
NR FDD n66			24.4			18.5		37.5		18.5		18.5	23.5
NR FDD n25/2			24.0			18.5		36.2		18.5		18.5	23.5
NR TDD n41			20.4			20.4		29.9		25.4		20.4	18.0
CDMA/EVDO BCO Antenna B			29.8			27.0		36.0		28.1		27.0	23.5
GSM/GPRS/EDGE 850 MHz Antenna B			33.4			29.6		35.5		29.6		29.6	24.3
LTE FDD B13 Antenna B			27.7			26.2		37.3		30.4		26.2	22.8
LTE FDD B14 Antenna B			27.7			25.9		35.6		29.9		25.9	22.8

Notes:

1. For all modes/bands, when Hotspot Mode (DSI=5, 6) and grip sensor (DSI=1, 2) are triggered at the same time, DSI=1, 2 takes priority, thus the P_{limit} for DSI=1, 2 is set to be less or equal to P_{limit} for DSI=5, 6.
2. When $P_{max} < P_{limit}$, the DUT will operate at a power level up to P_{max} .
3. P_{limit} for DSI=1, 2 and DSI =7, 8 are the same.
4. For LTE Band 48, when RCV is active, DSI=3, 4 takes priority over all levels.

FCC ID: A3LSMF916U	 PCTEST Proud to be part of  element	PART 0 SAR CHAR REPORT		Approved by: Quality Manager
Document S/N: 1M2005200087-26-R1.A3L	Test Dates: 06/28/20 – 08/24/20	DUT Type: Portable Handset	Page 9 of 11	

4



EQUIPMENT LIST

For SAR measurements

Manufacturer	Model	Description	Cal Date	Cal Interval	Cal Due	Serial Number
Agilent	E594A	(9kHz - 2.9GHz) Spectrum Analyzer	CBT	N/A	CBT	3051A00187
Agilent	85033E	3.5mm Standard Calibration Kit	6/6/2020	Annual	6/6/2021	MV53403352
Agilent	E5515C	8960 Series 10 Wireless Communications Test Set	2/10/2020	Annual	2/10/2021	GB42230325
Agilent	E4438C	ESG Vector Signal Generator	9/30/2019	Annual	9/30/2020	US41460739
Agilent	E4432B	ESG-D Series Signal Generator	7/14/2019	Annual	7/14/2020	US40053896
Agilent	N5182A	MXG Vector Signal Generator	5/13/2020	Annual	5/13/2021	MV47420603
Agilent	8753ES	Network Analyzer	3/2/2020	Annual	3/2/2021	MV40001472
Agilent	8753ES	S-Parameter Network Analyzer	8/26/2019	Annual	8/26/2020	MV40000670
Agilent	8753ES	S-Parameter Vector Network Analyzer	9/19/2019	Annual	9/19/2020	MV40000841
Agilent	E5515C	Wireless Communications Test Set	9/25/2019	Annual	9/25/2020	GB43304278
Agilent	E5515C	Wireless Communications Test Set	1/14/2020	Triennial	1/14/2023	GB43304447
Agilent	N4010A	Wireless Connectivity Test Set	CBT	N/A	CBT	GB44450273
Agilent	N4010A	Wireless Connectivity Test Set	CBT	N/A	CBT	GB46170464
Amplifier Research	150A100C	Amplifier	CBT	N/A	CBT	350132
Amplifier Research	1551G6	Amplifier	CBT	N/A	CBT	343971
Amplifier Research	1551G6	Amplifier	CBT	N/A	CBT	433978
Anritsu	MN1100B	I/O Adaptor	CBT	N/A	CBT	6261747881
Anritsu	ML2495A	Power Meter	12/17/2019	Annual	12/17/2020	941001
Anritsu	ML2496A	Power Meter	3/23/2020	Annual	3/23/2021	1351001
Anritsu	MA2411B	Pulse Power Sensor	12/4/2019	Annual	12/4/2020	1126066
Anritsu	MT8821C	Radio Communication Analyzer	11/27/2019	Annual	11/27/2020	6262044715
Anritsu	MT8821C	Radio Communication Analyzer	7/6/2020	Annual	7/6/2021	6262150000
Anritsu	MT8821C	Radio Communication Analyzer	7/3/2020	Annual	7/3/2021	6262150047
Anritsu	MT8821C	Radio Communication Analyzer	5/21/2020	Annual	5/21/2021	6201144419
Anritsu	MA24106A	USB Power Sensor	8/27/2019	Annual	8/27/2020	1827533
Anritsu	MA24106A	USB Power Sensor	6/3/2020	Annual	6/3/2021	20018527
Anritsu	MT8822A	Wireless Connectivity Test Set	8/8/2019	Annual	8/8/2020	6261762395
COMTECH	AR85729-5	Solid State Amplifier	CBT	N/A	CBT	M155A00-020
COMTECH	AR85729-5/5759B	Solid State Amplifier	CBT	N/A	CBT	M3V1A00-1002
Control Company	4352	Long Stem Thermometer	5/16/2020	Biennial	5/16/2022	200294567
Control Company	4352	Long Stem Thermometer	5/16/2020	Biennial	5/16/2022	200294604
Control Company	4040	Therm./Clock/Humidity Monitor	6/29/2019	Biennial	6/29/2021	192291463
Control Company	4040	Therm./Clock/Humidity Monitor	6/29/2019	Biennial	6/29/2021	192291470
Control Company	4352	Ultra Long Stem Thermometer	11/29/2018	Biennial	11/29/2020	181766816
Control Company	4352	Ultra Long Stem Thermometer	11/29/2018	Biennial	11/29/2020	181766817
Keysight	7720	Dual Directional Coupler	CBT	N/A	CBT	MV52180215
KEYSIGHT	E4438C	VECTOR SIGNAL GENERATOR	6/22/2020	Annual	6/22/2021	MV45092078
Keysight Technologies	N6705B	DC Power Analyzer	4/27/2019	Biennial	4/27/2021	MV53040059
Keysight Technologies	AT7N6705B	DC Power Supply	CBT	N/A	CBT	MV53001315
Keysight Technologies	85033E	Standard Mechanical Calibration kit (DC to 9GHz, 3.5mm)	7/2/2019	Annual	7/2/2020	MV53401181
MCL	BW-N60W5+	60B Attenuator	CBT	N/A	CBT	1139
MiniCircuits	SLP-2400+	Low Pass Filter	CBT	N/A	CBT	88879500903
MiniCircuits	VLF-6000+	Low Pass Filter	CBT	N/A	CBT	N/A
Mini-Circuits	BW-N20W5+	DC to 18 GHz Precision Fixed 20 dB Attenuator	CBT	N/A	CBT	N/A
Mini-Circuits	NLP-1200+	Low Pass Filter DC to 1000 MHz	CBT	N/A	CBT	N/A
Mini-Circuits	NLP-2950+	Low Pass Filter DC to 2700 MHz	CBT	N/A	CBT	N/A
Mini-Circuits	BW-N20W5	Power Attenuator	CBT	N/A	CBT	1226
Narda	4014C-6	4 - 8 GHz SMA 6 dB Directional Coupler	CBT	N/A	CBT	N/A
Narda	4772-3	Attenuator (3dB)	CBT	N/A	CBT	9406
Narda	BW-53W2	Attenuator (3dB)	CBT	N/A	CBT	120
Pasternack	PE2208-6	Bidirectional Coupler	CBT	N/A	CBT	N/A
Pasternack	PE2209-10	Bidirectional Coupler	CBT	N/A	CBT	N/A
Rohde & Schwarz	ZNL6E	Vector Network Analyzer	10/11/2019	Annual	10/11/2020	101307
Rohde & Schwarz	CMW500	Wideband Radio Communication Tester	3/6/2020	Annual	3/4/2021	163225
Rohde & Schwarz	CMW500	Wideband Radio Communication Tester	11/14/2019	Annual	11/14/2020	154948
SPEAG	D750V3	750 MHz SAR Dipole	3/16/2020	Annual	3/16/2021	1003
SPEAG	D750V3	750 MHz SAR Dipole	3/11/2020	Annual	3/11/2021	1054
SPEAG	D835V2	835 MHz SAR Dipole	3/13/2019	Biennial	3/13/2021	40447
SPEAG	D835V2	835 MHz SAR Dipole	1/13/2020	Annual	1/13/2021	40132
SPEAG	D835V2	835 MHz SAR Dipole	10/19/2018	Biennial	10/19/2020	40133
SPEAG	D1765V2	1750 MHz SAR Dipole	5/12/2020	Annual	5/12/2021	1148
SPEAG	D1750V2	1750 MHz SAR Dipole	10/22/2018	Biennial	10/22/2020	1150
SPEAG	D1765V2	1765 MHz SAR Dipole	5/23/2018	Triennial	5/23/2021	1008
SPEAG	D1900V2	1900 MHz SAR Dipole	10/23/2018	Biennial	10/23/2020	54980
SPEAG	D1900V2	1900 MHz SAR Dipole	2/21/2019	Biennial	2/21/2021	54148
SPEAG	D1900V2	1900 MHz SAR Dipole	10/23/2018	Biennial	10/23/2020	54149
SPEAG	D2300V2	2300 MHz SAR Dipole	8/13/2018	Biennial	8/13/2020	1073
SPEAG	D2450V2	2450 MHz SAR Dipole	8/14/2018	Biennial	8/14/2020	719
SPEAG	D2450V2	2450 MHz SAR Dipole	9/11/2017	Triennial	9/11/2020	787
SPEAG	D2450V2	2450 MHz SAR Dipole	8/16/2018	Biennial	8/16/2020	981
SPEAG	D2600V2	2600 MHz SAR Dipole	4/11/2018	Triennial	4/11/2021	1004
SPEAG	D2600V2	2600 MHz SAR Dipole	6/14/2019	Biennial	6/14/2021	1064
SPEAG	D3500V2	3500 MHz SAR Dipole	1/11/2018	Triennial	1/11/2021	1059
SPEAG	D3700V2	3700 MHz SAR Dipole	1/12/2018	Triennial	1/12/2021	1018
SPEAG	DSGHV2	5 GHz SAR Dipole	1/16/2018	Triennial	1/16/2021	1057
SPEAG	DSGHV2	5 GHz SAR Dipole	8/10/2018	Biennial	8/10/2020	1237
SPEAG	DAE4	Dasy Data Acquisition Electronics	5/20/2020	Annual	5/20/2021	728
SPEAG	DAE4	Dasy Data Acquisition Electronics	7/15/2020	Annual	7/15/2021	1322
SPEAG	DAE4	Dasy Data Acquisition Electronics	9/17/2019	Annual	9/17/2020	1333
SPEAG	DAE4	Dasy Data Acquisition Electronics	6/18/2020	Annual	6/18/2021	1334
SPEAG	DAE4	Dasy Data Acquisition Electronics	3/12/2020	Annual	3/12/2021	1368
SPEAG	DAE4	Dasy Data Acquisition Electronics	4/15/2020	Annual	4/15/2021	1407
SPEAG	DAE4	Dasy Data Acquisition Electronics	9/12/2019	Annual	9/12/2020	1449
SPEAG	DAE4	Dasy Data Acquisition Electronics	1/13/2020	Annual	1/13/2021	1530
SPEAG	DAE4	Dasy Data Acquisition Electronics	12/5/2019	Annual	12/5/2020	1533
SPEAG	DAE4	Dasy Data Acquisition Electronics	1/13/2020	Annual	1/13/2021	1558
SPEAG	DAE4	Dasy Data Acquisition Electronics	5/14/2020	Annual	5/14/2021	1583
SPEAG	EX3DV4	SAR Probe	1/21/2020	Annual	1/21/2021	3589
SPEAG	EX3DV4	SAR Probe	4/21/2020	Annual	4/21/2021	7357
SPEAG	EX3DV4	SAR Probe	6/23/2020	Annual	6/23/2021	7406
SPEAG	EX3DV4	SAR Probe	6/23/2020	Annual	6/23/2021	7409
SPEAG	EX3DV4	SAR Probe	7/20/2020	Annual	7/20/2021	7410
SPEAG	EX3DV4	SAR Probe	1/21/2020	Annual	1/21/2021	7488
SPEAG	EX3DV4	SAR Probe	9/19/2019	Annual	9/19/2020	7551
SPEAG	EX3DV4	SAR Probe	9/19/2019	Annual	9/19/2020	7552
SPEAG	EX3DV4	SAR Probe	12/11/2019	Annual	12/11/2020	7570
SPEAG	EX3DV4	SAR Probe	12/11/2019	Annual	12/11/2020	7571

Note:




1. CBT (Calibrated Before Testing). Prior to testing, the measurement paths containing a cable, amplifier, attenuator, coupler or filter were connected to a calibrated source (i.e. a signal generator) to determine the losses of the measurement path. The power meter offset was then adjusted to compensate for the measurement system losses. This level offset is stored within the power meter before measurements are made. This calibration verification procedure applies to the system verification and output power measurements. The calibrated reading is then taken directly from the power meter after compensation of the losses for all final power measurements.
2. Each equipment item was used solely within its respective calibration period.

FCC ID: A3LSMF916U	 PART 0 SAR CHAR REPORT		Approved by: Quality Manager
Document S/N: 1M2005200087-26-R1.A3L	Test Dates: 06/28/20 - 08/24/20	DUT Type: Portable Handset	Page 10 of 11

5 MEASUREMENT UNCERTAINTIES

For SAR Measurements

a	c	d	e= f(d,k)	f	g	h = c x f/e	i = c x g/e	k
Uncertainty Component	Tol. (± %)	Prob. Dist.	Div.	c _i 1gm	c _i 10 gms	1gm u _i (± %)	10gms u _i (± %)	v _i
Measurement System								
Probe Calibration	6.55	N	1	1.0	1.0	6.6	6.6	∞
Axial Isotropy	0.25	N	1	0.7	0.7	0.2	0.2	∞
Hemishperical Isotropy	1.3	N	1	0.7	0.7	0.9	0.9	∞
Boundary Effect	2.0	R	1.73	1.0	1.0	1.2	1.2	∞
Linearity	0.3	N	1	1.0	1.0	0.3	0.3	∞
System Detection Limits	0.25	R	1.73	1.0	1.0	0.1	0.1	∞
Readout Electronics	0.3	N	1	1.0	1.0	0.3	0.3	∞
Response Time	0.8	R	1.73	1.0	1.0	0.5	0.5	∞
Integration Time	2.6	R	1.73	1.0	1.0	1.5	1.5	∞
RF Ambient Conditions - Noise	3.0	R	1.73	1.0	1.0	1.7	1.7	∞
RF Ambient Conditions - Reflections	3.0	R	1.73	1.0	1.0	1.7	1.7	∞
Probe Positioner Mechanical Tolerance	0.4	R	1.73	1.0	1.0	0.2	0.2	∞
Probe Positioning w/ respect to Phantom	6.7	R	1.73	1.0	1.0	3.9	3.9	∞
Extrapolation, Interpolation & Integration algorithms for Max. SAR Evaluation	4.0	R	1.73	1.0	1.0	2.3	2.3	∞
Test Sample Related								
Test Sample Positioning	2.7	N	1	1.0	1.0	2.7	2.7	35
Device Holder Uncertainty	1.67	N	1	1.0	1.0	1.7	1.7	5
Output Power Variation - SAR drift measurement	5.0	R	1.73	1.0	1.0	2.9	2.9	∞
SAR Scaling	0.0	R	1.73	1.0	1.0	0.0	0.0	∞
Phantom & Tissue Parameters								
Phantom Uncertainty (Shape & Thickness tolerances)	7.6	R	1.73	1.0	1.0	4.4	4.4	∞
Liquid Conductivity - measurement uncertainty	4.2	N	1	0.78	0.71	3.3	3.0	10
Liquid Permittivity - measurement uncertainty	4.1	N	1	0.23	0.26	1.0	1.1	10
Liquid Conductivity - Temperature Uncertainty	3.4	R	1.73	0.78	0.71	1.5	1.4	∞
Liquid Permittivity - Temperature Uncertainty	0.6	R	1.73	0.23	0.26	0.1	0.1	∞
Liquid Conductivity - deviation from target values	5.0	R	1.73	0.64	0.43	1.8	1.2	∞
Liquid Permittivity - deviation from target values	5.0	R	1.73	0.60	0.49	1.7	1.4	∞
Combined Standard Uncertainty (k=1)	RSS					11.5	11.3	60
Expanded Uncertainty (95% CONFIDENCE LEVEL)	k=2					23.0	22.6	

FCC ID: A3LSMF916U	 Proud to be part of 	PART 0 SAR CHAR REPORT	 Approved by: Quality Manager
Document S/N: 1M2005200087-26-R1.A3L	Test Dates: 06/28/20 – 08/24/20	DUT Type: Portable Handset	Page 11 of 11

APPENDIX A: SAR TEST RESULTS FOR P_{LIMIT} CALCULATIONS

Table A-1
DSI = 3 or DSI = 4 P_{Limit} Calculations – 2G/3G Head SAR

MEASUREMENT RESULTS										
FREQUENCY		Mode/Band	Service	Conducted Power [dBm]	Side	Test Position	Duty Cycle	SAR (1g)	Plimit	Minimum Plimit
MHz	Ch.							(W/kg)	[dBm]	[dBm]
820.10	564	CDMA BC10 (§90S)	RC3 / SO55	25.11	Right	Cheek	1:1	0.189	32.35	32.06
820.10	564	CDMA BC10 (§90S)	RC3 / SO55	25.11	Right	Tilt	1:1	0.093	35.43	
820.10	564	CDMA BC10 (§90S)	RC3 / SO55	25.11	Left	Cheek	1:1	0.184	32.46	
820.10	564	CDMA BC10 (§90S)	RC3 / SO55	25.11	Left	Tilt	1:1	0.090	35.57	
820.10	564	CDMA BC10 (§90S)	EVDO Rev. A	25.18	Right	Cheek	1:1	0.199	32.19	
820.10	564	CDMA BC10 (§90S)	EVDO Rev. A	25.18	Right	Tilt	1:1	0.093	35.50	
820.10	564	CDMA BC10 (§90S)	EVDO Rev. A	25.18	Left	Cheek	1:1	0.205	32.06	
820.10	564	CDMA BC10 (§90S)	EVDO Rev. A	25.18	Left	Tilt	1:1	0.097	35.31	
836.52	384	CDMA BC0 (§22H)	RC3 / SO55	25.12	Right	Cheek	1:1	0.217	31.76	31.59
836.52	384	CDMA BC0 (§22H)	RC3 / SO55	25.12	Right	Tilt	1:1	0.095	35.34	
836.52	384	CDMA BC0 (§22H)	RC3 / SO55	25.12	Left	Cheek	1:1	0.161	33.05	
836.52	384	CDMA BC0 (§22H)	RC3 / SO55	25.12	Left	Tilt	1:1	0.082	35.98	
836.52	384	CDMA BC0 (§22H)	EVDO Rev. A	25.17	Right	Cheek	1:1	0.228	31.59	
836.52	384	CDMA BC0 (§22H)	EVDO Rev. A	25.17	Right	Tilt	1:1	0.092	35.53	
836.52	384	CDMA BC0 (§22H)	EVDO Rev. A	25.17	Left	Cheek	1:1	0.182	32.57	
836.52	384	CDMA BC0 (§22H)	EVDO Rev. A	25.17	Left	Tilt	1:1	0.087	35.77	
1880.00	600	PCS CDMA	RC3 / SO55	22.87	Right	Cheek	1:1	0.029	38.25	35.39
1880.00	600	PCS CDMA	RC3 / SO55	22.87	Right	Tilt	1:1	0.027	38.56	
1880.00	600	PCS CDMA	RC3 / SO55	22.87	Left	Cheek	1:1	0.056	35.39	
1880.00	600	PCS CDMA	RC3 / SO55	22.87	Left	Tilt	1:1	0.039	36.96	
1880.00	600	PCS CDMA	EVDO Rev. A	23.19	Right	Cheek	1:1	0.040	37.17	
1880.00	600	PCS CDMA	EVDO Rev. A	23.19	Right	Tilt	1:1	0.028	38.72	
1880.00	600	PCS CDMA	EVDO Rev. A	23.19	Left	Cheek	1:1	0.050	36.20	
1880.00	600	PCS CDMA	EVDO Rev. A	23.19	Left	Tilt	1:1	0.032	38.14	
836.60	190	GSM 850	GSM	33.05	Right	Cheek	1:8.3	0.155	31.95	31.95
836.60	190	GSM 850	GSM	33.05	Right	Tilt	1:8.3	0.065	35.72	
836.60	190	GSM 850	GSM	33.05	Left	Cheek	1:8.3	0.112	33.38	
836.60	190	GSM 850	GSM	33.05	Left	Tilt	1:8.3	0.050	36.86	
1880.00	661	GSM 1900	GSM	28.89	Right	Cheek	1:8.3	0.013	38.55	36.90
1880.00	661	GSM 1900	GSM	28.89	Right	Tilt	1:8.3	0.011	39.27	
1880.00	661	GSM 1900	GSM	28.89	Left	Cheek	1:8.3	0.019	36.90	
1880.00	661	GSM 1900	GSM	28.89	Left	Tilt	1:8.3	0.013	38.55	
836.60	4183	UMTS 850	RMC	24.32	Right	Cheek	1:1	0.207	31.16	31.16
836.60	4183	UMTS 850	RMC	24.32	Right	Tilt	1:1	0.084	35.08	
836.60	4183	UMTS 850	RMC	24.32	Left	Cheek	1:1	0.163	32.20	
836.60	4183	UMTS 850	RMC	24.32	Left	Tilt	1:1	0.084	35.08	
1732.40	1412	UMTS 1750	RMC	24.24	Right	Cheek	1:1	0.053	37.00	37.00
1732.40	1412	UMTS 1750	RMC	24.24	Right	Tilt	1:1	0.044	37.81	
1732.40	1412	UMTS 1750	RMC	24.24	Left	Cheek	1:1	0.039	38.33	
1732.40	1412	UMTS 1750	RMC	24.24	Left	Tilt	1:1	0.045	37.71	
1880.00	9400	UMTS 1900	RMC	23.81	Right	Cheek	1:1	0.052	36.65	35.30
1880.00	9400	UMTS 1900	RMC	23.81	Right	Tilt	1:1	0.036	38.25	
1880.00	9400	UMTS 1900	RMC	23.81	Left	Cheek	1:1	0.071	35.30	
1880.00	9400	UMTS 1900	RMC	23.81	Left	Tilt	1:1	0.034	38.50	

For some bands/modes, a lower P_{Limit} was selected as a more conservative evaluation.



FCC ID: A3LSMF916U	 Proud to be part of element	PART 0 SAR CHAR REPORT		Approved by: Quality Manager
Test Dates: 06/28/20 – 08/24/20	DUT Type: Portable Handset	APPENDIX A: Page 1 of 38		

Table A-2
DSI = 3 or DSI = 4 P_{Limit} Calculations – 4G Head SAR

MEASUREMENT RESULTS															
FREQUENCY		Mode	Bandwidth [MHz]	Conducted Power [dBm]	MPR [dB]	Side	Test Position	Modulation	RB Size	RB Offset	Duty Cycle	SAR (1g)	PLimit	Minimum PLimit	
MHz	Ch.											[W/kg]	[dBm]	[dBm]	
680.5	133297	Mid	LTE Band 71	20	24.67	0	Right	Cheek	QPSK	1	0	1:1	0.107	34.38	34.23
680.5	133297	Mid	LTE Band 71	20	23.77	1	Right	Cheek	QPSK	50	50	1:1	0.090	34.23	
680.5	133297	Mid	LTE Band 71	20	24.67	0	Right	Tilt	QPSK	1	0	1:1	0.056	37.19	
680.5	133297	Mid	LTE Band 71	20	23.77	1	Right	Tilt	QPSK	50	50	1:1	0.053	36.53	
680.5	133297	Mid	LTE Band 71	20	24.67	0	Left	Cheek	QPSK	1	0	1:1	0.088	35.23	
680.5	133297	Mid	LTE Band 71	20	23.77	1	Left	Cheek	QPSK	50	50	1:1	0.072	35.20	
680.5	133297	Mid	LTE Band 71	20	24.67	0	Left	Tilt	QPSK	1	0	1:1	0.047	37.95	
680.5	133297	Mid	LTE Band 71	20	23.77	1	Left	Tilt	QPSK	50	50	1:1	0.036	38.21	
707.5	23095	Mid	LTE Band 12	10	25.10	0	Right	Cheek	QPSK	1	49	1:1	0.092	35.46	35.31
707.5	23095	Mid	LTE Band 12	10	24.06	1	Right	Cheek	QPSK	25	25	1:1	0.075	35.31	
707.5	23095	Mid	LTE Band 12	10	25.10	0	Right	Tilt	QPSK	1	49	1:1	0.060	37.32	
707.5	23095	Mid	LTE Band 12	10	24.06	1	Right	Tilt	QPSK	25	25	1:1	0.042	37.83	
707.5	23095	Mid	LTE Band 12	10	25.10	0	Left	Cheek	QPSK	1	49	1:1	0.089	35.61	
707.5	23095	Mid	LTE Band 12	10	24.06	1	Left	Cheek	QPSK	25	25	1:1	0.075	35.31	
707.5	23095	Mid	LTE Band 12	10	25.10	0	Left	Tilt	QPSK	1	49	1:1	0.041	38.97	
707.5	23095	Mid	LTE Band 12	10	24.06	1	Left	Tilt	QPSK	25	25	1:1	0.034	38.75	
782.0	23230	Mid	LTE Band 13	10	24.15	0	Right	Cheek	QPSK	1	49	1:1	0.194	31.27	31.27
782.0	23230	Mid	LTE Band 13	10	23.35	1	Right	Cheek	QPSK	25	0	1:1	0.123	32.45	
782.0	23230	Mid	LTE Band 13	10	24.15	0	Right	Tilt	QPSK	1	49	1:1	0.089	34.66	
782.0	23230	Mid	LTE Band 13	10	23.35	1	Right	Tilt	QPSK	25	0	1:1	0.056	35.87	
782.0	23230	Mid	LTE Band 13	10	24.15	0	Left	Cheek	QPSK	1	49	1:1	0.140	32.69	
782.0	23230	Mid	LTE Band 13	10	23.35	1	Left	Cheek	QPSK	25	0	1:1	0.086	34.01	
782.0	23230	Mid	LTE Band 13	10	24.15	0	Left	Tilt	QPSK	1	49	1:1	0.070	35.70	
782.0	23230	Mid	LTE Band 13	10	23.35	1	Left	Tilt	QPSK	25	0	1:1	0.043	37.02	
793.0	23330	Mid	LTE Band 14	10	24.11	0	Right	Cheek	QPSK	1	0	1:1	0.181	31.53	31.10
793.0	23330	Mid	LTE Band 14	10	23.14	1	Right	Cheek	QPSK	25	12	1:1	0.160	31.10	
793.0	23330	Mid	LTE Band 14	10	24.11	0	Right	Tilt	QPSK	1	0	1:1	0.075	35.36	
793.0	23330	Mid	LTE Band 14	10	23.14	1	Right	Tilt	QPSK	25	12	1:1	0.063	35.15	
793.0	23330	Mid	LTE Band 14	10	24.11	0	Left	Cheek	QPSK	1	0	1:1	0.131	32.94	
793.0	23330	Mid	LTE Band 14	10	23.14	1	Left	Cheek	QPSK	25	12	1:1	0.116	32.50	
793.0	23330	Mid	LTE Band 14	10	24.11	0	Left	Tilt	QPSK	1	0	1:1	0.070	35.66	
793.0	23330	Mid	LTE Band 14	10	23.14	1	Left	Tilt	QPSK	25	12	1:1	0.055	35.74	
831.5	26865	Mid	LTE Band 26 (Cell)	15	24.74	0	Right	Cheek	QPSK	1	36	1:1	0.218	31.36	31.36
831.5	26865	Mid	LTE Band 26 (Cell)	15	23.84	1	Right	Cheek	QPSK	36	37	1:1	0.177	31.36	
831.5	26865	Mid	LTE Band 26 (Cell)	15	24.74	0	Right	Tilt	QPSK	1	36	1:1	0.097	34.87	
831.5	26865	Mid	LTE Band 26 (Cell)	15	23.84	1	Right	Tilt	QPSK	36	37	1:1	0.069	35.45	
831.5	26865	Mid	LTE Band 26 (Cell)	15	24.74	0	Left	Cheek	QPSK	1	36	1:1	0.172	32.38	
831.5	26865	Mid	LTE Band 26 (Cell)	15	23.84	1	Left	Cheek	QPSK	36	37	1:1	0.136	32.50	
831.5	26865	Mid	LTE Band 26 (Cell)	15	24.74	0	Left	Tilt	QPSK	1	36	1:1	0.079	35.76	
831.5	26865	Mid	LTE Band 26 (Cell)	15	23.84	1	Left	Tilt	QPSK	36	37	1:1	0.063	35.85	
836.5	20525	Mid	LTE Band 5 (Cell)	10	24.85	0	Right	Cheek	QPSK	1	0	1:1	0.232	31.20	31.06
836.5	20525	Mid	LTE Band 5 (Cell)	10	23.98	1	Right	Cheek	QPSK	25	12	1:1	0.196	31.06	
836.5	20525	Mid	LTE Band 5 (Cell)	10	24.85	0	Right	Tilt	QPSK	1	0	1:1	0.097	34.98	
836.5	20525	Mid	LTE Band 5 (Cell)	10	23.98	1	Right	Tilt	QPSK	25	12	1:1	0.078	35.06	
836.5	20525	Mid	LTE Band 5 (Cell)	10	24.85	0	Left	Cheek	QPSK	1	0	1:1	0.194	31.97	
836.5	20525	Mid	LTE Band 5 (Cell)	10	23.98	1	Left	Cheek	QPSK	25	12	1:1	0.151	32.19	
836.5	20525	Mid	LTE Band 5 (Cell)	10	24.85	0	Left	Tilt	QPSK	1	0	1:1	0.087	35.45	
836.5	20525	Mid	LTE Band 5 (Cell)	10	23.98	1	Left	Tilt	QPSK	25	12	1:1	0.069	35.59	

For some bands/modes, a lower P_{Limit} was selected as a more conservative evaluation.




FCC ID: A3LSMF916U	 Proud to be part of 	PART 0 SAR CHAR REPORT		Approved by: Quality Manager
Test Dates: 06/28/20 – 08/24/20	DUT Type: Portable Handset			APPENDIX A: Page 2 of 38

Table A-3
DSI = 3 or DSI = 4 P_{Limit} Calculations – 4G Head SAR

MEASUREMENT RESULTS															
FREQUENCY			Mode	Bandwidth [MHz]	Conducted Power [dBm]	MPR [dB]	Side	Test Position	Modulation	RB Size	RB Offset	Duty Cycle	SAR (1g)	PLimit	Minimum PLimit
MHz	Ch.	(W/kg)											[dBm]	[dBm]	
1770.0	132572	High	LTE Band 66 (AWS)	20	24.30	0	Right	Cheek	QPSK	1	99	1:1	0.048	37.49	37.30
1770.0	132572	High	LTE Band 66 (AWS)	20	23.32	1	Right	Cheek	QPSK	50	25	1:1	0.033	38.13	
1770.0	132572	High	LTE Band 66 (AWS)	20	24.30	0	Right	Tilt	QPSK	1	99	1:1	0.034	38.99	
1770.0	132572	High	LTE Band 66 (AWS)	20	23.32	1	Right	Tilt	QPSK	50	25	1:1	0.024	39.52	
1770.0	132572	High	LTE Band 66 (AWS)	20	24.30	0	Left	Cheek	QPSK	1	99	1:1	0.043	37.97	
1770.0	132572	High	LTE Band 66 (AWS)	20	23.32	1	Left	Cheek	QPSK	50	25	1:1	0.040	37.30	
1770.0	132572	High	LTE Band 66 (AWS)	20	24.30	0	Left	Tilt	QPSK	1	99	1:1	0.028	39.83	
1770.0	132572	High	LTE Band 66 (AWS)	20	23.32	1	Left	Tilt	QPSK	50	25	1:1	0.021	40.10	
1860.0	26140	Low	LTE Band 25 (PCS)	20	24.47	0	Right	Cheek	QPSK	1	0	1:1	0.044	38.04	38.04
1860.0	26140	Low	LTE Band 25 (PCS)	20	23.68	1	Right	Cheek	QPSK	50	0	1:1	0.028	39.21	
1860.0	26140	Low	LTE Band 25 (PCS)	20	24.47	0	Right	Tilt	QPSK	1	0	1:1	0.017	42.17	
1860.0	26140	Low	LTE Band 25 (PCS)	20	23.68	1	Right	Tilt	QPSK	50	0	1:1	0.013	42.54	
1860.0	26140	Low	LTE Band 25 (PCS)	20	24.47	0	Left	Cheek	QPSK	1	0	1:1	0.022	41.05	
1860.0	26140	Low	LTE Band 25 (PCS)	20	23.68	1	Left	Cheek	QPSK	50	0	1:1	0.019	40.89	
1860.0	26140	Low	LTE Band 25 (PCS)	20	24.47	0	Left	Tilt	QPSK	1	0	1:1	0.016	42.43	
1860.0	26140	Low	LTE Band 25 (PCS)	20	23.68	1	Left	Tilt	QPSK	50	0	1:1	0.015	41.92	
2310.0	27710	Mid	LTE Band 30	10	23.84	0	Right	Cheek	QPSK	1	0	1:1	0.036	38.28	37.01
2310.0	27710	Mid	LTE Band 30	10	22.92	1	Right	Cheek	QPSK	25	12	1:1	0.025	38.94	
2310.0	27710	Mid	LTE Band 30	10	23.84	0	Right	Tilt	QPSK	1	0	1:1	0.019	41.05	
2310.0	27710	Mid	LTE Band 30	10	22.92	1	Right	Tilt	QPSK	25	12	1:1	0.011	42.51	
2310.0	27710	Mid	LTE Band 30	10	23.84	0	Left	Cheek	QPSK	1	0	1:1	0.043	37.51	
2310.0	27710	Mid	LTE Band 30	10	22.92	1	Left	Cheek	QPSK	25	12	1:1	0.039	37.01	
2310.0	27710	Mid	LTE Band 30	10	23.84	0	Left	Tilt	QPSK	1	0	1:1	0.018	41.29	
2310.0	27710	Mid	LTE Band 30	10	22.92	1	Left	Tilt	QPSK	25	12	1:1	0.015	41.16	
2560.0	21350	High	LTE Band 7	20	23.92	0	Right	Cheek	QPSK	1	0	1:1	0.164	31.77	31.27
2560.0	21350	High	LTE Band 7	20	23.10	1	Right	Cheek	QPSK	50	0	1:1	0.129	31.99	
2560.0	21350	High	LTE Band 7	20	23.92	0	Right	Tilt	QPSK	1	0	1:1	0.059	36.21	
2560.0	21350	High	LTE Band 7	20	23.10	1	Right	Tilt	QPSK	50	0	1:1	0.046	36.47	
2560.0	21350	High	LTE Band 7	20	23.92	0	Left	Cheek	QPSK	1	0	1:1	0.184	31.27	
2560.0	21350	High	LTE Band 7	20	23.10	1	Left	Cheek	QPSK	50	0	1:1	0.141	31.61	
2560.0	21350	High	LTE Band 7	20	23.92	0	Left	Tilt	QPSK	1	0	1:1	0.079	34.94	
2560.0	21350	High	LTE Band 7	20	23.10	1	Left	Tilt	QPSK	50	0	1:1	0.069	34.71	
3603.3	55773	Low-Mid	LTE Band 48	20	19.15	0	Right	Cheek	QPSK	1	50	1:1.58	0.092	27.53	25.55
3603.3	55773	Low-Mid	LTE Band 48	20	19.24	0	Right	Cheek	QPSK	50	0	1:1.58	0.093	27.57	
3603.3	55773	Low-Mid	LTE Band 48	20	19.15	0	Right	Tilt	QPSK	1	50	1:1.58	0.142	25.64	
3603.3	55773	Low-Mid	LTE Band 48	20	19.24	0	Right	Tilt	QPSK	50	0	1:1.58	0.148	25.55	
3603.3	55773	Low-Mid	LTE Band 48	20	19.15	0	Left	Cheek	QPSK	1	50	1:1.58	0.091	27.57	
3603.3	55773	Low-Mid	LTE Band 48	20	19.24	0	Left	Cheek	QPSK	50	0	1:1.58	0.089	27.76	
3603.3	55773	Low-Mid	LTE Band 48	20	19.15	0	Left	Tilt	QPSK	1	50	1:1.58	0.123	26.26	
3603.3	55773	Low-Mid	LTE Band 48	20	19.24	0	Left	Tilt	QPSK	50	0	1:1.58	0.125	26.28	
2680.0	41490	High	LTE Band 41	20	24.43	0	Right	Cheek	QPSK	1	50	1:1.58	0.013	41.30	36.42
2680.0	41490	High	LTE Band 41	20	23.59	1	Right	Cheek	QPSK	50	25	1:1.58	0.008	42.57	
2680.0	41490	High	LTE Band 41	20	24.43	0	Right	Tilt	QPSK	1	50	1:1.58	0.010	42.44	
2680.0	41490	High	LTE Band 41	20	23.59	1	Right	Tilt	QPSK	50	25	1:1.58	0.005	44.61	
2680.0	41490	High	LTE Band 41	20	24.43	0	Left	Cheek	QPSK	1	50	1:1.58	0.040	36.42	
2680.0	41490	High	LTE Band 41	20	23.59	1	Left	Cheek	QPSK	50	25	1:1.58	0.029	36.98	
2680.0	41490	High	LTE Band 41	20	24.43	0	Left	Tilt	QPSK	1	50	1:1.58	0.007	43.99	
2680.0	41490	High	LTE Band 41	20	23.59	1	Left	Tilt	QPSK	50	25	1:1.58	0.003	46.83	

For some bands/modes, a lower P_{Limit} was selected as a more conservative evaluation.




FCC ID: A3LSMF916U	 Proud to be part of 	PART 0 SAR CHAR REPORT		Approved by: Quality Manager
Test Dates: 06/28/20 – 08/24/20	DUT Type: Portable Handset	APPENDIX A: Page 3 of 38		

Table A-4
DSI = 3 or DSI = 4 P_{Limit} Calculations – 5G Head SAR

MEASUREMENT RESULTS															
FREQUENCY			Mode	Bandwidth [MHz]	Conducted Power [dBm]	MPR [dB]	Side	Test Position	Modulation	RB Size	RB Offset	Duty Cycle	SAR (1g)	PLimit	Minimum PLimit
MHz	Ch.												(W/kg)	[dBm]	[dBm]
680.50	136100	Mid	NR Band n71	20	25.42	0	Right	Cheek	DFT-s-OFDM QPSK	1	53	1:1	0.155	33.52	33.52
680.50	136100	Mid	NR Band n71	20	25.44	0	Right	Cheek	DFT-s-OFDM QPSK	50	28	1:1	0.129	34.33	
680.50	136100	Mid	NR Band n71	20	25.42	0	Right	Tilt	DFT-s-OFDM QPSK	1	53	1:1	0.085	36.13	
680.50	136100	Mid	NR Band n71	20	25.44	0	Right	Tilt	DFT-s-OFDM QPSK	50	28	1:1	0.058	37.81	
680.50	136100	Mid	NR Band n71	20	25.42	0	Left	Cheek	DFT-s-OFDM QPSK	1	53	1:1	0.091	35.83	
680.50	136100	Mid	NR Band n71	20	25.44	0	Left	Cheek	DFT-s-OFDM QPSK	50	28	1:1	0.074	36.75	
680.50	136100	Mid	NR Band n71	20	25.42	0	Left	Tilt	DFT-s-OFDM QPSK	1	53	1:1	0.046	38.79	
680.50	136100	Mid	NR Band n71	20	25.44	0	Left	Tilt	DFT-s-OFDM QPSK	50	28	1:1	0.031	40.53	
680.50	136100	Mid	NR Band n71	20	24.00	1.5	Right	Cheek	CP-OFDM QPSK	1	1	1:1	0.087	34.60	
836.50	167300	Mid	NR Band n5	20	25.03	0	Right	Cheek	DFT-s-OFDM QPSK	1	53	1:1	0.206	31.89	
836.50	167300	Mid	NR Band n5	20	25.01	0	Right	Cheek	DFT-s-OFDM QPSK	50	28	1:1	0.197	32.07	
836.50	167300	Mid	NR Band n5	20	25.03	0	Right	Tilt	DFT-s-OFDM QPSK	1	53	1:1	0.078	36.11	
836.50	167300	Mid	NR Band n5	20	25.01	0	Right	Tilt	DFT-s-OFDM QPSK	50	28	1:1	0.076	36.20	
836.50	167300	Mid	NR Band n5	20	25.03	0	Left	Cheek	DFT-s-OFDM QPSK	1	53	1:1	0.162	32.93	
836.50	167300	Mid	NR Band n5	20	25.01	0	Left	Cheek	DFT-s-OFDM QPSK	50	28	1:1	0.180	32.46	
836.50	167300	Mid	NR Band n5	20	25.03	0	Left	Tilt	DFT-s-OFDM QPSK	1	53	1:1	0.071	36.52	
836.50	167300	Mid	NR Band n5	20	25.01	0	Left	Tilt	DFT-s-OFDM QPSK	50	28	1:1	0.077	36.15	
836.50	167300	Mid	NR Band n5	20	23.52	1.5	Right	Cheek	CP-OFDM QPSK	1	1	1:1	0.138	32.12	
1770.00	354000	High	NR Band n66	20	23.84	0	Right	Cheek	DFT-s-OFDM QPSK	1	104	1:1	0.043	37.51	
1770.00	354000	High	NR Band n66	20	23.73	0	Right	Cheek	DFT-s-OFDM QPSK	50	28	1:1	0.041	37.60	
1770.00	354000	High	NR Band n66	20	23.84	0	Right	Tilt	DFT-s-OFDM QPSK	1	104	1:1	0.027	39.53	
1770.00	354000	High	NR Band n66	20	23.73	0	Right	Tilt	DFT-s-OFDM QPSK	50	28	1:1	0.025	39.75	
1770.00	354000	High	NR Band n66	20	23.84	0	Left	Cheek	DFT-s-OFDM QPSK	1	104	1:1	0.043	37.51	
1770.00	354000	High	NR Band n66	20	23.73	0	Left	Cheek	DFT-s-OFDM QPSK	50	28	1:1	0.040	37.71	
1770.00	354000	High	NR Band n66	20	23.84	0	Left	Tilt	DFT-s-OFDM QPSK	1	104	1:1	0.020	40.83	
1770.00	354000	High	NR Band n66	20	23.73	0	Left	Tilt	DFT-s-OFDM QPSK	50	28	1:1	0.021	40.51	
1770.00	354000	High	NR Band n66	20	22.27	1.5	Right	Cheek	CP-OFDM QPSK	1	1	1:1	0.027	37.96	
1882.50	376500	Mid	NR Band n25	20	23.86	0	Right	Cheek	DFT-s-OFDM QPSK	1	53	1:1	0.031	38.95	
1882.50	376500	Mid	NR Band n25	20	23.76	0	Right	Cheek	DFT-s-OFDM QPSK	50	28	1:1	0.031	38.85	
1882.50	376500	Mid	NR Band n25	20	23.86	0	Right	Tilt	DFT-s-OFDM QPSK	1	53	1:1	0.014	42.40	
1882.50	376500	Mid	NR Band n25	20	23.76	0	Right	Tilt	DFT-s-OFDM QPSK	50	28	1:1	0.013	42.62	
1882.50	376500	Mid	NR Band n25	20	23.86	0	Left	Cheek	DFT-s-OFDM QPSK	1	53	1:1	0.045	37.33	
1882.50	376500	Mid	NR Band n25	20	23.76	0	Left	Cheek	DFT-s-OFDM QPSK	50	28	1:1	0.044	37.33	
1882.50	376500	Mid	NR Band n25	20	23.86	0	Left	Tilt	DFT-s-OFDM QPSK	1	53	1:1	0.013	42.72	
1882.50	376500	Mid	NR Band n25	20	23.76	0	Left	Tilt	DFT-s-OFDM QPSK	50	28	1:1	0.013	42.62	
1860.00	372000	Low	NR Band n25	20	22.44	1.5	Left	Cheek	CP-OFDM QPSK	1	1	1:1	0.042	36.21	
2592.99	518598	Mid	NR Band n41	100	24.16	0	Right	Cheek	DFT-s-OFDM QPSK	1	1	1:4	0.066	29.94	
2592.99	518598	Mid	NR Band n41	100	23.87	0	Right	Cheek	DFT-s-OFDM QPSK	135	69	1:4	0.060	30.07	
2592.99	518598	Mid	NR Band n41	100	24.16	0	Right	Tilt	DFT-s-OFDM QPSK	1	1	1:4	0.059	30.43	
2592.99	518598	Mid	NR Band n41	100	23.87	0	Right	Tilt	DFT-s-OFDM QPSK	135	69	1:4	0.062	29.93	
2592.99	518598	Mid	NR Band n41	100	24.16	0	Left	Cheek	DFT-s-OFDM QPSK	1	1	1:4	0.053	30.90	
2592.99	518598	Mid	NR Band n41	100	23.87	0	Left	Cheek	DFT-s-OFDM QPSK	135	69	1:4	0.045	31.32	
2592.99	518598	Mid	NR Band n41	100	24.16	0	Left	Tilt	DFT-s-OFDM QPSK	1	1	1:4	0.067	29.88	
2592.99	518598	Mid	NR Band n41	100	23.87	0	Left	Tilt	DFT-s-OFDM QPSK	135	69	1:4	0.054	30.53	
2592.99	518598	Mid	NR Band n41	100	22.79	1.5	Left	Tilt	CP-OFDM QPSK	1	1	1:4	0.040	30.75	

For some bands/modes, a lower P_{Limit} was selected as a more conservative evaluation.




FCC ID: A3LSMF916U	 Proud to be part of 	PART 0 SAR CHAR REPORT		Approved by: Quality Manager
Test Dates: 06/28/20 – 08/24/20	DUT Type: Portable Handset			APPENDIX A: Page 4 of 38

Table A-5
DSI = 0 P_{Limit} Calculations – 2G/3G Body-Worn and UMPC SAR

MEASUREMENT RESULTS												
FREQUENCY		Mode/Band	Service	Conducted Power (dBm)	Configuration	Spacing (mm)	Side	# of GPRS Slots	Duty Cycle	SAR (1g) (W/kg)	PLimit (dBm)	Minimum PLimit (dBm)
MHz	Ch.											
820.10	564	CDMA BC10 (990S)	EVDO Rev. 0	25.15	Open	12	Back	N/A	1:1	0.518	28.01	28.01
820.10	564	CDMA BC10 (990S)	EVDO Rev. 0	25.15	Open	10	Front	N/A	1:1	0.434	28.78	
820.10	564	CDMA BC10 (990S)	EVDO Rev. 0	25.15	Open	16	Bottom	N/A	1:1	0.254	31.10	
820.10	564	CDMA BC10 (990S)	EVDO Rev. 0	25.15	Open	10	Right	N/A	1:1	0.271	30.82	
820.10	564	CDMA BC10 (990S)	TDSO / S032	25.11	Closed	15	Back	N/A	1:1	0.274	30.73	
836.52	384	CDMA BC0 (922H)	EVDO Rev. 0	25.16	Open	12	Back	N/A	1:1	0.513	28.06	28.06
836.52	384	CDMA BC0 (922H)	EVDO Rev. 0	25.16	Open	10	Front	N/A	1:1	0.431	28.82	
836.52	384	CDMA BC0 (922H)	EVDO Rev. 0	25.16	Open	16	Bottom	N/A	1:1	0.223	31.68	
836.52	384	CDMA BC0 (922H)	EVDO Rev. 0	25.16	Open	10	Right	N/A	1:1	0.334	29.92	
836.52	384	CDMA BC0 (922H)	TDSO / S032	25.12	Closed	15	Back	N/A	1:1	0.327	29.97	
836.52	384	CDMA BC0 (922H)	TDSO / S032	25.12	Closed	15	Front	N/A	1:1	0.148	33.48	24.06
1880.00	600	PCS CDMA	EVDO Rev. 0	23.16	Open	12	Back	N/A	1:1	0.600	25.38	
1880.00	600	PCS CDMA	EVDO Rev. 0	23.16	Open	10	Front	N/A	1:1	0.802	25.36	
1851.25	25	PCS CDMA	EVDO Rev. 0	23.14	Open	16	Bottom	N/A	1:1	0.810	24.06	
1880.00	600	PCS CDMA	EVDO Rev. 0	23.16	Open	16	Bottom	N/A	1:1	0.716	24.61	
1908.75	1175	PCS CDMA	EVDO Rev. 0	23.23	Open	16	Bottom	N/A	1:1	0.599	25.46	27.52
1880.00	600	PCS CDMA	EVDO Rev. 0	23.16	Open	10	Right	N/A	1:1	0.543	25.81	
1880.00	600	PCS CDMA	TDSO / S032	22.87	Closed	15	Back	N/A	1:1	0.313	27.91	
836.60	190	GSM 850	GPRS	28.88	Open	12	Back	3	12.76	0.472	27.71	
836.60	190	GSM 850	GPRS	28.88	Open	10	Front	3	12.76	0.493	27.52	
836.60	190	GSM 850	GPRS	28.88	Open	16	Bottom	3	12.76	0.209	31.25	28.41
836.60	190	GSM 850	GPRS	28.88	Open	10	Right	3	12.76	0.382	28.63	
836.60	190	GSM 850	GSM	33.05	Closed	15	Back	1	1.83	0.161	31.27	
836.60	190	GSM 850	GSM	33.05	Closed	15	Front	1	1.83	0.069	35.46	
1880.00	661	GSM 1900	GPRS	26.72	Open	12	Back	3	12.76	0.335	27.04	
1880.00	661	GSM 1900	GPRS	26.72	Open	10	Front	3	12.76	0.315	27.31	27.72
1880.00	661	GSM 1900	GPRS	26.72	Open	16	Bottom	3	12.76	0.387	28.41	
1880.00	661	GSM 1900	GPRS	26.72	Open	10	Right	3	12.76	0.283	27.77	
1880.00	661	GSM 1900	GSM	28.89	Closed	15	Back	1	1.83	0.160	27.65	
1880.00	661	GSM 1900	GSM	28.89	Closed	15	Front	1	1.83	0.045	33.16	
836.60	4183	UMTS 850	RMC	24.32	Open	12	Back	N/A	1:1	0.448	27.81	24.86
836.60	4183	UMTS 850	RMC	24.32	Open	10	Front	N/A	1:1	0.457	27.72	
836.60	4183	UMTS 850	RMC	24.32	Open	16	Bottom	N/A	1:1	0.188	31.58	
836.60	4183	UMTS 850	RMC	24.32	Open	10	Right	N/A	1:1	0.347	28.92	
836.60	4183	UMTS 850	RMC	24.32	Closed	15	Back	N/A	1:1	0.186	31.62	
836.60	4183	UMTS 850	RMC	24.32	Closed	15	Front	N/A	1:1	0.127	33.28	23.91
1712.40	1312	UMTS 1750	RMC	24.11	Open	12	Back	N/A	1:1	0.820	24.97	
1732.40	1412	UMTS 1750	RMC	24.24	Open	12	Back	N/A	1:1	0.867	24.86	
1752.60	1513	UMTS 1750	RMC	23.53	Open	12	Back	N/A	1:1	0.667	25.29	
1712.40	1312	UMTS 1750	RMC	24.11	Open	10	Front	N/A	1:1	0.667	25.87	
1732.40	1412	UMTS 1750	RMC	24.24	Open	10	Front	N/A	1:1	0.729	25.61	
1752.60	1513	UMTS 1750	RMC	23.53	Open	10	Front	N/A	1:1	0.566	26.00	
1712.40	1312	UMTS 1750	RMC	24.11	Open	16	Bottom	N/A	1:1	0.673	25.83	
1732.40	1412	UMTS 1750	RMC	24.24	Open	16	Bottom	N/A	1:1	0.712	25.72	
1752.60	1513	UMTS 1750	RMC	23.53	Open	16	Bottom	N/A	1:1	0.586	25.85	
1732.40	1412	UMTS 1750	RMC	24.24	Open	10	Right	N/A	1:1	0.396	28.26	
1712.40	1312	UMTS 1750	RMC	24.11	Closed	15	Back	N/A	1:1	0.643	26.03	
1732.40	1412	UMTS 1750	RMC	24.24	Closed	15	Back	N/A	1:1	0.743	25.53	
1752.60	1513	UMTS 1750	RMC	23.53	Closed	15	Back	N/A	1:1	0.580	25.90	
1732.40	1412	UMTS 1750	RMC	24.24	Closed	15	Front	N/A	1:1	0.200	31.23	
1852.40	9262	UMTS 1900	RMC	23.60	Open	12	Back	N/A	1:1	0.843	24.34	23.91
1880.00	9400	UMTS 1900	RMC	23.81	Open	12	Back	N/A	1:1	0.734	25.15	
1907.60	9538	UMTS 1900	RMC	23.82	Open	12	Back	N/A	1:1	0.739	25.13	
1880.00	9400	UMTS 1900	RMC	23.81	Open	10	Front	N/A	1:1	0.583	26.15	
1852.40	9262	UMTS 1900	RMC	23.60	Open	16	Bottom	N/A	1:1	0.932	23.91	
1880.00	9400	UMTS 1900	RMC	23.81	Open	16	Bottom	N/A	1:1	0.788	24.84	
1907.60	9538	UMTS 1900	RMC	23.82	Open	16	Bottom	N/A	1:1	0.646	25.72	
1880.00	9400	UMTS 1900	RMC	23.81	Open	10	Right	N/A	1:1	0.659	25.62	
1880.00	9400	UMTS 1900	RMC	23.81	Closed	15	Back	N/A	1:1	0.511	26.73	
1880.00	9400	UMTS 1900	RMC	23.81	Closed	15	Front	N/A	1:1	0.174	31.40	

For some bands/modes, a lower P_{Limit} was selected as a more conservative evaluation.




FCC ID: A3LSMF916U	 Proud to be part of 	PART 0 SAR CHAR REPORT		Approved by: Quality Manager
Test Dates: 06/28/20 – 08/24/20	DUT Type: Portable Handset	APPENDIX A: Page 5 of 38		

Table A-6
DSI = 0 P_{Limit} Calculations – 4G Body-Worn and UMPC SAR

MEASUREMENT RESULTS																	
MHz	FREQUENCY		Mode	Bandwidth (MHz)	Conducted Power (dBm)	MPR (dB)	Configuration	Modulation	RB Size	RB Offset	Spacing (mm)	Side	Duty Cycle	SAR (1g)	P _{Limit}	Minimum P _{Limit}	
	Ch.	(W/kg)												(dBm)	(dBm)		
680.50	133297	Md	LTE Band 71	20	24.67	0	Open	QPSK	1	0	12	Back	1:1	0.254	30.14	29.29	
680.50	133297	Md	LTE Band 71	20	24.67	0	Open	QPSK	1	0	10	Front	1:1	0.287	30.09		
680.50	133297	Md	LTE Band 71	20	23.77	1	Open	QPSK	50	0	10	Front	1:1	0.253	29.74		
680.50	133297	Md	LTE Band 71	20	24.67	0	Open	QPSK	1	0	16	Bottom	1:1	0.180	32.12		
680.50	133297	Md	LTE Band 71	20	24.67	0	Open	QPSK	1	0	10	Right	1:1	0.345	29.29		
680.50	133297	Md	LTE Band 71	20	23.77	1	Open	QPSK	50	50	10	Right	1:1	0.270	29.46		
680.50	133297	Md	LTE Band 71	20	24.67	0	Closed	QPSK	1	0	15	Back	1:1	0.186	31.97		
680.50	133297	Md	LTE Band 71	20	23.77	1	Closed	QPSK	50	50	15	Back	1:1	0.135	32.47		
680.50	133297	Md	LTE Band 71	20	24.67	0	Closed	QPSK	1	0	15	Front	1:1	0.148	32.97		
680.50	133297	Md	LTE Band 71	20	23.77	1	Closed	QPSK	50	50	15	Front	1:1	0.131	32.60		
707.50	23095	Md	LTE Band 12	10	25.10	0	Open	QPSK	1	49	12	Back	1:1	0.384	29.26	29.26	
707.50	23095	Md	LTE Band 12	10	25.10	0	Open	QPSK	1	49	10	Front	1:1	0.310	30.19		
707.50	23095	Md	LTE Band 12	10	24.06	1	Open	QPSK	25	25	10	Front	1:1	0.264	29.84		
707.50	23095	Md	LTE Band 12	10	25.10	0	Open	QPSK	1	49	16	Bottom	1:1	0.192	32.27		
707.50	23095	Md	LTE Band 12	10	25.10	0	Open	QPSK	1	49	10	Right	1:1	0.297	30.37		
707.50	23095	Md	LTE Band 12	10	24.06	1	Open	QPSK	25	25	10	Right	1:1	0.255	29.99		
707.50	23095	Md	LTE Band 12	10	25.10	0	Closed	QPSK	1	49	15	Back	1:1	0.118	34.38		
707.50	23095	Md	LTE Band 12	10	24.06	1	Closed	QPSK	25	25	15	Back	1:1	0.099	34.10		
707.50	23095	Md	LTE Band 12	10	25.10	0	Closed	QPSK	1	49	15	Front	1:1	0.109	34.73		
707.50	23095	Md	LTE Band 12	10	24.06	1	Closed	QPSK	25	25	15	Front	1:1	0.091	34.47		
782.00	23230	Md	LTE Band 13	10	24.15	0	Open	QPSK	1	49	12	Back	1:1	0.479	27.35	27.35	
782.00	23230	Md	LTE Band 13	10	24.15	0	Open	QPSK	1	49	10	Front	1:1	0.416	27.96		
782.00	23230	Md	LTE Band 13	10	23.35	1	Open	QPSK	25	12	10	Front	1:1	0.286	28.79		
782.00	23230	Md	LTE Band 13	10	24.15	0	Open	QPSK	1	49	16	Bottom	1:1	0.224	30.85		
782.00	23230	Md	LTE Band 13	10	24.15	0	Open	QPSK	1	49	10	Right	1:1	0.313	29.19		
782.00	23230	Md	LTE Band 13	10	23.35	1	Open	QPSK	25	0	10	Right	1:1	0.231	29.71		
782.00	23230	Md	LTE Band 13	10	24.15	0	Closed	QPSK	1	49	15	Back	1:1	0.234	30.46		
782.00	23230	Md	LTE Band 13	10	23.35	1	Closed	QPSK	25	0	15	Back	1:1	0.178	30.85		
782.00	23230	Md	LTE Band 13	10	24.15	0	Closed	QPSK	1	49	15	Front	1:1	0.197	31.21		
782.00	23230	Md	LTE Band 13	10	23.35	1	Closed	QPSK	25	0	15	Front	1:1	0.149	31.62		
793.00	23330	Md	LTE Band 14	10	24.11	0	Open	QPSK	1	0	12	Back	1:1	0.238	30.34	28.06	
793.00	23330	Md	LTE Band 14	10	24.11	0	Open	QPSK	1	0	10	Front	1:1	0.403	28.06		
793.00	23330	Md	LTE Band 14	10	23.14	1	Open	QPSK	25	12	10	Front	1:1	0.314	28.17		
793.00	23330	Md	LTE Band 14	10	24.11	0	Open	QPSK	1	0	16	Bottom	1:1	0.107	33.82		
793.00	23330	Md	LTE Band 14	10	24.11	0	Open	QPSK	1	0	10	Right	1:1	0.340	28.80		
793.00	23330	Md	LTE Band 14	10	23.14	1	Open	QPSK	25	12	10	Right	1:1	0.256	29.06		
793.00	23330	Md	LTE Band 14	10	24.11	0	Closed	QPSK	1	0	15	Back	1:1	0.205	30.99		
793.00	23330	Md	LTE Band 14	10	23.14	1	Closed	QPSK	25	12	15	Back	1:1	0.168	30.89		
831.50	26865	Md	LTE Band 26 (Cell)	15	24.74	0	Open	QPSK	1	36	12	Back	1:1	0.448	28.23		28.16
831.50	26865	Md	LTE Band 26 (Cell)	15	24.74	0	Open	QPSK	1	36	10	Front	1:1	0.455	28.16		
831.50	26865	Md	LTE Band 26 (Cell)	15	23.84	1	Open	QPSK	36	37	10	Front	1:1	0.361	28.26		
831.50	26865	Md	LTE Band 26 (Cell)	15	24.74	0	Open	QPSK	1	36	16	Bottom	1:1	0.204	31.64		
831.50	26865	Md	LTE Band 26 (Cell)	15	24.74	0	Open	QPSK	1	36	10	Right	1:1	0.313	29.78		
831.50	26865	Md	LTE Band 26 (Cell)	15	23.84	1	Open	QPSK	36	37	10	Right	1:1	0.246	29.93		
831.50	26865	Md	LTE Band 26 (Cell)	15	24.74	0	Closed	QPSK	1	36	15	Back	1:1	0.248	30.80		
831.50	26865	Md	LTE Band 26 (Cell)	15	23.84	1	Closed	QPSK	36	37	15	Back	1:1	0.205	30.72		
836.50	20525	Md	LTE Band 5 (Cell)	10	24.85	0	Open	QPSK	1	0	12	Back	1:1	0.446	28.36	28.18	
836.50	20525	Md	LTE Band 5 (Cell)	10	24.85	0	Open	QPSK	1	0	10	Front	1:1	0.465	28.18		
836.50	20525	Md	LTE Band 5 (Cell)	10	23.98	1	Open	QPSK	25	0	10	Front	1:1	0.378	28.21		
836.50	20525	Md	LTE Band 5 (Cell)	10	24.85	0	Open	QPSK	1	0	16	Bottom	1:1	0.172	32.49		
836.50	20525	Md	LTE Band 5 (Cell)	10	24.85	0	Open	QPSK	1	0	10	Right	1:1	0.337	29.57		
836.50	20525	Md	LTE Band 5 (Cell)	10	23.98	1	Open	QPSK	25	12	10	Right	1:1	0.265	29.75		
836.50	20525	Md	LTE Band 5 (Cell)	10	24.85	0	Closed	QPSK	1	0	15	Back	1:1	0.245	30.96		
836.50	20525	Md	LTE Band 5 (Cell)	10	23.98	1	Closed	QPSK	25	12	15	Back	1:1	0.196	31.06		
836.50	20525	Md	LTE Band 5 (Cell)	10	24.85	0	Closed	QPSK	1	0	15	Front	1:1	0.121	34.02		
836.50	20525	Md	LTE Band 5 (Cell)	10	23.98	1	Closed	QPSK	25	12	15	Front	1:1	0.091	34.39		

For some bands/modes, a lower P_{Limit} was selected as a more conservative evaluation.
Data highlighted in blue was tested and provided by the manufacturer.




FCC ID: A3LSMF916U	 Proud to be part of 	PART 0 SAR CHAR REPORT		Approved by: Quality Manager
Test Dates: 06/28/20 – 08/24/20	DUT Type: Portable Handset			APPENDIX A: Page 6 of 38

Table A-7
DSI = 0 P_{Limit} Calculations – 4G Body-Worn and UMPC SAR

MEASUREMENT RESULTS														SAR (1g) (W/kg)	PLimit (dBm)	Minimum PLimit (dBm)
FREQUENCY	Mode	Bandwidth (MHz)	Conducted Power (dBm)	MPR(dB)	Configuration	Modulation	RB Size	RB Offset	Spacing (mm)	Side	Duty Cycle	Ch.	Mhz			
1770.00	132572	High	LTE Band 66 (AWS)	20	24.30	0	Open	QPSK	1	99	12	Back	1:1	0.816	26.40	24.45
1770.00	132572	High	LTE Band 66 (AWS)	20	23.32	1	Open	QPSK	50	25	12	Back	1:1	0.507	26.27	
1720.00	132072	Low	LTE Band 66 (AWS)	20	23.71	0	Open	QPSK	1	50	10	Front	1:1	0.832	25.70	
1745.00	132322	Mid	LTE Band 66 (AWS)	20	24.13	0	Open	QPSK	1	50	10	Front	1:1	0.866	25.90	
1770.00	132572	High	LTE Band 66 (AWS)	20	24.30	0	Open	QPSK	1	99	10	Front	1:1	0.746	25.57	
1770.00	132572	High	LTE Band 66 (AWS)	20	23.32	1	Open	QPSK	50	25	10	Front	1:1	0.594	25.58	
1770.00	132572	High	LTE Band 66 (AWS)	20	23.21	1	Open	QPSK	100	0	10	Front	1:1	0.554	25.77	
1770.00	132572	High	LTE Band 66 (AWS)	20	24.30	0	Open	QPSK	1	99	16	Bottom	1:1	0.586	26.67	
1770.00	132572	High	LTE Band 66 (AWS)	20	23.32	1	Open	QPSK	50	25	16	Bottom	1:1	0.476	26.54	
1770.00	132572	High	LTE Band 66 (AWS)	20	24.30	0	Open	QPSK	1	99	10	Right	1:1	0.364	26.69	
1770.00	132572	High	LTE Band 66 (AWS)	20	23.32	1	Open	QPSK	50	25	10	Right	1:1	0.289	26.73	
1720.00	132072	Low	LTE Band 66 (AWS)	20	23.71	0	Closed	QPSK	1	50	15	Back	1:1	0.843	24.45	
1745.00	132322	Mid	LTE Band 66 (AWS)	20	24.13	0	Closed	QPSK	1	50	15	Back	1:1	0.723	25.54	
1770.00	132572	High	LTE Band 66 (AWS)	20	24.30	0	Closed	QPSK	1	99	15	Back	1:1	0.695	25.88	
1770.00	132572	High	LTE Band 66 (AWS)	20	23.32	1	Closed	QPSK	50	25	15	Back	1:1	0.584	25.66	
1770.00	132572	High	LTE Band 66 (AWS)	20	23.21	1	Closed	QPSK	100	0	15	Back	1:1	0.572	25.64	
1770.00	132572	High	LTE Band 66 (AWS)	20	24.30	0	Closed	QPSK	1	99	15	Front	1:1	0.136	32.90	
1770.00	132572	High	LTE Band 66 (AWS)	20	23.32	1	Closed	QPSK	50	25	15	Front	1:1	0.111	32.87	
1860.00	26140	Low	LTE Band 25 (PCS)	20	24.47	0	Open	QPSK	1	0	12	Back	1:1	0.690	26.14	
1862.50	26365	Mid	LTE Band 25 (PCS)	20	24.05	0	Open	QPSK	1	99	12	Back	1:1	0.605	26.23	
1905.00	26590	High	LTE Band 25 (PCS)	20	24.22	0	Open	QPSK	1	99	12	Back	1:1	0.797	25.21	
1860.00	26140	Low	LTE Band 25 (PCS)	20	23.68	1	Open	QPSK	50	0	12	Back	1:1	0.527	26.46	
1860.00	26140	Low	LTE Band 25 (PCS)	20	23.51	1	Open	QPSK	100	0	12	Back	1:1	0.509	26.47	
1860.00	26140	Low	LTE Band 25 (PCS)	20	24.47	0	Open	QPSK	1	0	10	Front	1:1	0.588	26.77	
1860.00	26140	Low	LTE Band 25 (PCS)	20	23.68	1	Open	QPSK	50	0	10	Front	1:1	0.466	27.00	
1860.00	26140	Low	LTE Band 25 (PCS)	20	24.47	0	Open	QPSK	1	0	16	Bottom	1:1	0.592	26.75	
1860.00	26140	Low	LTE Band 25 (PCS)	20	23.68	1	Open	QPSK	50	0	16	Bottom	1:1	0.475	26.91	
1860.00	26140	Low	LTE Band 25 (PCS)	20	24.47	0	Open	QPSK	1	0	10	Right	1:1	0.604	25.42	
1862.50	26365	Mid	LTE Band 25 (PCS)	20	24.05	0	Open	QPSK	1	99	10	Right	1:1	0.637	26.01	
1905.00	26590	High	LTE Band 25 (PCS)	20	24.22	0	Open	QPSK	1	99	10	Right	1:1	0.461	27.58	
1860.00	26140	Low	LTE Band 25 (PCS)	20	23.68	1	Open	QPSK	50	0	10	Right	1:1	0.651	25.54	
1860.00	26140	Low	LTE Band 25 (PCS)	20	23.51	1	Open	QPSK	100	0	10	Right	1:1	0.632	25.50	
1860.00	26140	Low	LTE Band 25 (PCS)	20	24.47	0	Closed	QPSK	1	0	15	Back	1:1	0.376	28.79	
1860.00	26140	Low	LTE Band 25 (PCS)	20	23.68	1	Closed	QPSK	50	0	15	Back	1:1	0.283	29.16	
1860.00	26140	Low	LTE Band 25 (PCS)	20	24.47	0	Closed	QPSK	1	0	15	Front	1:1	0.098	34.56	
1860.00	26140	Low	LTE Band 25 (PCS)	20	23.68	1	Closed	QPSK	50	0	15	Front	1:1	0.073	35.05	
2310.00	27710	Mid	LTE Band 30	10	23.84	0	Open	QPSK	1	0	12	Back	1:1	0.486	26.97	
2310.00	27710	Mid	LTE Band 30	10	22.92	1	Open	QPSK	25	12	12	Back	1:1	0.383	27.09	
2310.00	27710	Mid	LTE Band 30	10	23.84	0	Open	QPSK	1	0	10	Front	1:1	0.490	26.89	
2310.00	27710	Mid	LTE Band 30	10	22.92	1	Open	QPSK	25	12	10	Front	1:1	0.386	27.05	
2310.00	27710	Mid	LTE Band 30	10	23.84	0	Open	QPSK	1	0	16	Bottom	1:1	0.592	26.12	
2310.00	27710	Mid	LTE Band 30	10	22.92	1	Open	QPSK	25	12	16	Bottom	1:1	0.470	26.20	
2310.00	27710	Mid	LTE Band 30	10	22.85	1	Open	QPSK	50	0	16	Bottom	1:1	0.437	26.45	
2310.00	27710	Mid	LTE Band 30	10	23.84	0	Open	QPSK	1	0	10	Right	1:1	0.261	29.67	
2310.00	27710	Mid	LTE Band 30	10	22.92	1	Open	QPSK	25	12	10	Right	1:1	0.220	29.50	
2310.00	27710	Mid	LTE Band 30	10	23.84	0	Closed	QPSK	1	0	15	Back	1:1	0.480	27.03	
2310.00	27710	Mid	LTE Band 30	10	22.92	1	Closed	QPSK	25	12	15	Back	1:1	0.377	27.16	
2310.00	27710	Mid	LTE Band 30	10	23.84	0	Closed	QPSK	1	0	15	Front	1:1	0.149	32.11	
2310.00	27710	Mid	LTE Band 30	10	22.92	1	Closed	QPSK	25	12	15	Front	1:1	0.117	32.24	
2560.00	21350	High	LTE Band 7	20	23.92	0	Open	QPSK	1	0	12	Back	1:1	1.530	22.07	
2560.00	21350	High	LTE Band 7	20	23.92	0	Open	QPSK	1	0	10	Front	1:1	1.250	22.95	
2560.00	21350	High	LTE Band 7	20	23.92	0	Open	QPSK	1	0	16	Bottom	1:1	1.280	22.85	
2560.00	21350	High	LTE Band 7	20	23.92	0	Open	QPSK	1	0	10	Right	1:1	1.070	23.63	
2560.00	21350	High	LTE Band 7	20	23.92	0	Closed	QPSK	1	0	15	Back	1:1	0.560	26.44	
2560.00	21350	High	LTE Band 7	20	23.92	0	Closed	QPSK	1	0	15	Front	1:1	0.423	27.66	
3690.00	56640	High	LTE Band 48	20	20.34	0	Open	QPSK	1	50	10	Back	1:1.58	0.350	22.91	
3690.00	56640	High	LTE Band 48	20	20.49	0	Open	QPSK	50	0	10	Back	1:1.58	0.352	23.04	
3690.00	56640	High	LTE Band 48	20	20.34	0	Open	QPSK	1	50	10	Front	1:1.58	0.215	25.03	
3690.00	56640	High	LTE Band 48	20	20.49	0	Open	QPSK	50	0	10	Front	1:1.58	0.218	25.12	
3690.00	56640	High	LTE Band 48	20	20.34	0	Open	QPSK	1	50	10	Top	1:1.58	0.364	22.74	
3690.00	56640	High	LTE Band 48	20	20.49	0	Open	QPSK	50	0	10	Top	1:1.58	0.374	22.76	
3690.00	56640	High	LTE Band 48	20	20.34	0	Closed	QPSK	1	50	15	Back	1:1.58	0.239	24.57	
3690.00	56640	High	LTE Band 48	20	20.49	0	Closed	QPSK	50	0	15	Back	1:1.58	0.244	24.63	
2680.00	41490	High	LTE Band 41	20	24.43	0	Open	QPSK	1	50	12	Back	1:1.58	1.110	21.99	
2680.00	41490	High	LTE Band 41	20	24.43	0	Open	QPSK	1	50	10	Front	1:1.58	0.798	23.42	
2680.00	41490	High	LTE Band 41	20	24.43	0	Open	QPSK	1	50	16	Bottom	1:1.58	0.966	22.51	
2680.00	41490	High	LTE Band 41	20	24.43	0	Open	QPSK	1	50	10	Right	1:1.58	0.129	31.34	
2680.00	41490	High	LTE Band 41	20	24.43	0	Closed	QPSK	1	50	15	Back	1:1.58	0.705	23.96	
2680.00	41490	High	LTE Band 41	20	24.43	0	Closed	QPSK	1	50	15	Front	1:1.58	0.232	28.79	

For some bands/modes, a lower P_{Limit} was selected as a more conservative evaluation.
Data highlighted in blue was tested and provided by the manufacturer.




FCC ID: A3LSMF916U	 Proud to be part of 	PART 0 SAR CHAR REPORT	 Approved by: Quality Manager
Test Dates: 06/28/20 – 08/24/20	DUT Type: Portable Handset		APPENDIX A: Page 7 of 38

Table A-9
DSI = 5 or DSI = 6 P_{Limit} Calculations – 2G/3G Hotspot and UMPC SAR

MEASUREMENT RESULTS												
FREQUENCY		Mode/Band	Service	Conducted Power [dBm]	Configuration	Spacing (mm)	Side	# of GPRS Slots	Duty Cycle	SAR (1g)	PLimit	Minimum PLimit
MHz	Ch.									(W/kg)	[dBm]	[dBm]
820.10	564	CDMABC10 (§90S)	EVDO Rev. 0	25.15	Open	10	Back	N/A	1:1	0.586	27.47	27.47
820.10	564	CDMABC10 (§90S)	EVDO Rev. 0	25.15	Open	10	Front	N/A	1:1	0.434	28.78	
820.10	564	CDMABC10 (§90S)	EVDO Rev. 0	25.15	Open	10	Bottom	N/A	1:1	0.287	30.57	
820.10	564	CDMABC10 (§90S)	EVDO Rev. 0	25.15	Open	10	Right	N/A	1:1	0.271	30.82	
820.10	564	CDMABC10 (§90S)	EVDO Rev. 0	25.15	Closed	10	Back	N/A	1:1	0.571	27.58	
820.10	564	CDMABC10 (§90S)	EVDO Rev. 0	25.15	Closed	10	Front	N/A	1:1	0.153	33.30	
820.10	564	CDMABC10 (§90S)	EVDO Rev. 0	25.15	Closed	10	Bottom	N/A	1:1	0.278	30.71	
820.10	564	CDMABC10 (§90S)	EVDO Rev. 0	25.15	Closed	10	Right	N/A	1:1	0.361	29.57	
824.70	1013	CDMABC0 (§22H)	EVDO Rev. 0	25.19	Open	10	Back	N/A	1:1	0.598	27.42	26.80
836.52	384	CDMABC0 (§22H)	EVDO Rev. 0	25.16	Open	10	Back	N/A	1:1	0.653	27.01	
848.31	777	CDMABC0 (§22H)	EVDO Rev. 0	25.08	Open	10	Back	N/A	1:1	0.668	26.83	
836.52	384	CDMABC0 (§22H)	EVDO Rev. 0	25.16	Open	10	Front	N/A	1:1	0.431	28.82	
836.52	384	CDMABC0 (§22H)	EVDO Rev. 0	25.16	Open	10	Bottom	N/A	1:1	0.328	30.00	
836.52	384	CDMABC0 (§22H)	EVDO Rev. 0	25.16	Open	10	Right	N/A	1:1	0.334	29.92	
824.70	1013	CDMABC0 (§22H)	EVDO Rev. 0	25.19	Closed	10	Back	N/A	1:1	0.622	27.25	
836.52	384	CDMABC0 (§22H)	EVDO Rev. 0	25.16	Closed	10	Back	N/A	1:1	0.686	26.80	
848.31	777	CDMABC0 (§22H)	EVDO Rev. 0	25.08	Closed	10	Back	N/A	1:1	0.655	26.92	
836.52	384	CDMABC0 (§22H)	EVDO Rev. 0	25.16	Closed	10	Front	N/A	1:1	0.147	33.49	
836.52	384	CDMABC0 (§22H)	EVDO Rev. 0	25.16	Closed	10	Bottom	N/A	1:1	0.307	30.29	
836.52	384	CDMABC0 (§22H)	EVDO Rev. 0	25.16	Closed	10	Right	N/A	1:1	0.391	29.24	
1880.00	600	PCS CDMA	EVDO Rev. 0	18.58	Open	10	Back	N/A	1:1	0.329	23.41	20.50
1880.00	600	PCS CDMA	EVDO Rev. 0	23.16	Open	10	Front	N/A	1:1	0.602	25.36	
1851.25	25	PCS CDMA	EVDO Rev. 0	19.02	Open	10	Bottom	N/A	1:1	0.704	20.54	
1880.00	600	PCS CDMA	EVDO Rev. 0	18.58	Open	10	Bottom	N/A	1:1	0.618	20.67	
1908.75	1175	PCS CDMA	EVDO Rev. 0	18.95	Open	10	Bottom	N/A	1:1	0.581	21.31	
1880.00	600	PCS CDMA	EVDO Rev. 0	23.16	Open	10	Right	N/A	1:1	0.543	25.81	
1880.00	600	PCS CDMA	EVDO Rev. 0	18.58	Closed	10	Back	N/A	1:1	0.281	24.09	
1880.00	600	PCS CDMA	EVDO Rev. 0	18.58	Closed	10	Front	N/A	1:1	0.065	30.45	
1851.25	25	PCS CDMA	EVDO Rev. 0	19.02	Closed	10	Bottom	N/A	1:1	0.670	20.76	
1880.00	600	PCS CDMA	EVDO Rev. 0	18.58	Closed	10	Bottom	N/A	1:1	0.642	20.50	
1908.75	1175	PCS CDMA	EVDO Rev. 0	18.95	Closed	10	Bottom	N/A	1:1	0.663	20.73	
1880.00	600	PCS CDMA	EVDO Rev. 0	18.58	Closed	10	Right	N/A	1:1	0.160	26.54	
1880.00	600	PCS CDMA	EVDO Rev. 0	18.58	Closed	10	Left	N/A	1:1	0.042	32.35	
836.60	190	GSM 850	GPRS	28.88	Open	10	Back	3	1:2.76	0.565	26.93	26.47
836.60	190	GSM 850	GPRS	28.88	Open	10	Front	3	1:2.76	0.493	27.52	
836.60	190	GSM 850	GPRS	28.88	Open	10	Bottom	3	1:2.76	0.339	29.15	
836.60	190	GSM 850	GPRS	28.88	Open	10	Right	3	1:2.76	0.382	28.63	
836.60	190	GSM 850	GPRS	28.88	Closed	10	Back	3	1:2.76	0.628	26.47	
836.60	190	GSM 850	GPRS	28.88	Closed	10	Front	3	1:2.76	0.109	34.08	
836.60	190	GSM 850	GPRS	28.88	Closed	10	Bottom	3	1:2.76	0.227	30.89	
836.60	190	GSM 850	GPRS	28.88	Closed	10	Right	3	1:2.76	0.367	28.80	
1880.00	661	GSM 1900	GPRS	21.82	Open	10	Back	4	1:2.076	0.248	24.69	21.43
1880.00	661	GSM 1900	GPRS	26.72	Open	10	Front	3	1:2.76	0.315	27.31	
1880.00	661	GSM 1900	GPRS	21.82	Open	10	Bottom	4	1:2.076	0.456	22.05	
1880.00	661	GSM 1900	GPRS	26.72	Open	10	Right	3	1:2.76	0.283	27.77	
1880.00	661	GSM 1900	GPRS	21.82	Closed	10	Back	4	1:2.076	0.200	25.63	
1880.00	661	GSM 1900	GPRS	21.82	Closed	10	Front	4	1:2.076	0.053	31.40	
1850.20	512	GSM 1900	GPRS	21.84	Closed	10	Bottom	4	1:2.076	0.420	22.43	
1880.00	661	GSM 1900	GPRS	21.82	Closed	10	Bottom	4	1:2.076	0.498	21.67	
1909.80	810	GSM 1900	GPRS	21.69	Closed	10	Bottom	4	1:2.076	0.510	21.43	
1880.00	661	GSM 1900	GPRS	21.82	Closed	10	Right	4	1:2.076	0.036	33.08	
1880.00	661	GSM 1900	GPRS	21.82	Closed	10	Left	4	1:2.076	0.035	33.20	

For some bands/modes, a lower P_{Limit} was selected as a more conservative evaluation.



FCC ID: A3LSMF916U	 Proud to be part of element	PART 0 SAR CHAR REPORT		Approved by: Quality Manager
Test Dates: 06/28/20 – 08/24/20	DUT Type: Portable Handset			APPENDIX A: Page 9 of 38

Table A-10
DSI = 5 or DSI = 6 P_{Limit} Calculations – 2G/3G Hotspot and UMPC SAR

MEASUREMENT RESULTS											
FREQUENCY		Mode/Band	Service	Conducted Power [dBm]	Configuration	Spacing (mm)	Side	Duty Cycle	SAR (1g)	PLimit	Minimum PLimit
MHz	Ch.								(W/kg)	[dBm]	
826.40	4132	UMTS 850	RMC	24.31	Open	10	Back	1:1	0.640	26.25	25.77
836.60	4183	UMTS 850	RMC	24.32	Open	10	Back	1:1	0.677	26.01	
846.60	4233	UMTS 850	RMC	24.25	Open	10	Back	1:1	0.705	25.77	
836.60	4183	UMTS 850	RMC	24.32	Open	10	Front	1:1	0.457	27.72	
836.60	4183	UMTS 850	RMC	24.32	Open	10	Bottom	1:1	0.299	29.56	
836.60	4183	UMTS 850	RMC	24.32	Open	10	Right	1:1	0.347	28.92	
836.60	4183	UMTS 850	RMC	24.32	Closed	10	Back	1:1	0.409	28.20	
836.60	4183	UMTS 850	RMC	24.32	Closed	10	Front	1:1	0.133	33.08	
836.60	4183	UMTS 850	RMC	24.32	Closed	10	Bottom	1:1	0.227	30.76	
836.60	4183	UMTS 850	RMC	24.32	Closed	10	Right	1:1	0.344	28.95	
1732.40	1412	UMTS 1750	RMC	18.93	Open	10	Back	1:1	0.430	22.60	19.98
1712.40	1312	UMTS 1750	RMC	24.11	Open	10	Front	1:1	0.667	25.87	
1732.40	1412	UMTS 1750	RMC	24.24	Open	10	Front	1:1	0.729	25.61	
1752.60	1513	UMTS 1750	RMC	23.53	Open	10	Front	1:1	0.566	26.00	
1732.40	1412	UMTS 1750	RMC	18.93	Open	10	Bottom	1:1	0.481	22.11	
1732.40	1412	UMTS 1750	RMC	24.24	Open	10	Right	1:1	0.396	28.26	
1732.40	1412	UMTS 1750	RMC	18.93	Closed	10	Back	1:1	0.506	21.89	
1732.40	1412	UMTS 1750	RMC	18.93	Closed	10	Front	1:1	0.098	29.02	
1712.40	1312	UMTS 1750	RMC	18.75	Closed	10	Bottom	1:1	0.687	20.38	
1732.40	1412	UMTS 1750	RMC	18.93	Closed	10	Bottom	1:1	0.786	19.98	
1752.60	1513	UMTS 1750	RMC	18.90	Closed	10	Bottom	1:1	0.778	19.99	
1732.40	1412	UMTS 1750	RMC	18.93	Closed	10	Right	1:1	0.102	28.84	
1732.40	1412	UMTS 1750	RMC	18.93	Closed	10	Left	1:1	0.061	31.08	
1880.00	9400	UMTS 1900	RMC	18.63	Open	10	Back	1:1	0.375	22.89	20.50
1880.00	9400	UMTS 1900	RMC	23.81	Open	10	Front	1:1	0.583	26.15	
1852.40	9262	UMTS 1900	RMC	19.01	Open	10	Bottom	1:1	0.710	20.50	
1880.00	9400	UMTS 1900	RMC	18.63	Open	10	Bottom	1:1	0.621	20.70	
1907.60	9538	UMTS 1900	RMC	18.94	Open	10	Bottom	1:1	0.574	21.35	
1880.00	9400	UMTS 1900	RMC	23.81	Open	10	Right	1:1	0.659	25.62	
1880.00	9400	UMTS 1900	RMC	18.63	Closed	10	Back	1:1	0.303	23.82	
1880.00	9400	UMTS 1900	RMC	18.63	Closed	10	Front	1:1	0.068	30.30	
1852.40	9262	UMTS 1900	RMC	19.01	Closed	10	Bottom	1:1	0.693	20.60	
1880.00	9400	UMTS 1900	RMC	18.63	Closed	10	Bottom	1:1	0.649	20.51	
1907.60	9538	UMTS 1900	RMC	18.94	Closed	10	Bottom	1:1	0.678	20.63	
1880.00	9400	UMTS 1900	RMC	18.63	Closed	10	Right	1:1	0.152	26.81	
1880.00	9400	UMTS 1900	RMC	18.63	Closed	10	Left	1:1	0.058	31.00	

For some bands/modes, a lower P_{Limit} was selected as a more conservative evaluation.




FCC ID: A3LSMF916U	 Proud to be part of 	PART 0 SAR CHAR REPORT		Approved by: Quality Manager
Test Dates: 06/28/20 – 08/24/20	DUT Type: Portable Handset	APPENDIX A: Page 10 of 38		

Table A-11
DSI = 5 or DSI = 6 P_{Limit} Calculations – 4G Hotspot and UMPC SAR

MEASUREMENT RESULTS																
FREQUENCY		Mode	Bandwidth (MHz)	Conducted Power (dBm)	MPF (dB)	Configuration	Modulation	RB Size	RB Offset	Spacing (MHz)	Side	Duty Cycle	SAR (1g)	PLimit	Minimum PLimit	
MHz	Ch.												(W/kg)	(dBm)	(dBm)	
860.50	133297	Mid	LTE Band 71	20	24.67	0	Open	QPSK	1	0	10	Back	1:1	0.505	27.64	
860.50	133297	Mid	LTE Band 71	20	23.77	1	Open	QPSK	50	50	10	Back	1:1	0.380	27.97	
860.50	133297	Mid	LTE Band 71	20	24.67	0	Open	QPSK	1	0	10	Front	1:1	0.287	30.09	
860.50	133297	Mid	LTE Band 71	20	23.77	1	Open	QPSK	50	50	10	Front	1:1	0.253	29.74	
860.50	133297	Mid	LTE Band 71	20	24.67	0	Open	QPSK	1	0	10	Bottom	1:1	0.246	30.76	
860.50	133297	Mid	LTE Band 71	20	23.77	1	Open	QPSK	50	50	10	Bottom	1:1	0.182	31.17	
860.50	133297	Mid	LTE Band 71	20	24.67	0	Open	QPSK	1	0	10	Right	1:1	0.345	29.29	
860.50	133297	Mid	LTE Band 71	20	23.77	1	Open	QPSK	50	50	10	Right	1:1	0.270	29.46	
860.50	133297	Mid	LTE Band 71	20	24.67	0	Closed	QPSK	1	0	10	Back	1:1	0.347	29.27	27.64
860.50	133297	Mid	LTE Band 71	20	23.77	1	Closed	QPSK	50	50	10	Back	1:1	0.295	29.07	
860.50	133297	Mid	LTE Band 71	20	24.67	0	Closed	QPSK	1	0	10	Front	1:1	0.144	33.09	
860.50	133297	Mid	LTE Band 71	20	23.77	1	Closed	QPSK	50	50	10	Front	1:1	0.124	32.84	
860.50	133297	Mid	LTE Band 71	20	24.67	0	Closed	QPSK	1	0	10	Bottom	1:1	0.224	31.17	
860.50	133297	Mid	LTE Band 71	20	23.77	1	Closed	QPSK	50	50	10	Bottom	1:1	0.171	31.44	
860.50	133297	Mid	LTE Band 71	20	24.67	0	Closed	QPSK	1	0	10	Right	1:1	0.386	28.80	
860.50	133297	Mid	LTE Band 71	20	23.77	1	Closed	QPSK	50	50	10	Right	1:1	0.312	28.83	
707.50	23095	Mid	LTE Band 12	10	25.10	0	Open	QPSK	1	49	10	Back	1:1	0.388	29.21	
707.50	23095	Mid	LTE Band 12	10	24.06	1	Open	QPSK	25	25	10	Back	1:1	0.326	28.93	
707.50	23095	Mid	LTE Band 12	10	25.10	0	Open	QPSK	1	49	10	Front	1:1	0.310	30.19	
707.50	23095	Mid	LTE Band 12	10	24.06	1	Open	QPSK	25	25	10	Front	1:1	0.264	29.84	
707.50	23095	Mid	LTE Band 12	10	25.10	0	Open	QPSK	1	49	10	Bottom	1:1	0.256	31.02	
707.50	23095	Mid	LTE Band 12	10	24.06	1	Open	QPSK	25	25	10	Bottom	1:1	0.206	30.92	
707.50	23095	Mid	LTE Band 12	10	25.10	0	Open	QPSK	1	49	10	Right	1:1	0.297	30.37	
707.50	23095	Mid	LTE Band 12	10	24.06	1	Open	QPSK	25	25	10	Right	1:1	0.255	29.99	
707.50	23095	Mid	LTE Band 12	10	25.10	0	Closed	QPSK	1	49	10	Back	1:1	0.237	31.35	28.93
707.50	23095	Mid	LTE Band 12	10	24.06	1	Closed	QPSK	25	25	10	Back	1:1	0.199	31.07	
707.50	23095	Mid	LTE Band 12	10	25.10	0	Closed	QPSK	1	49	10	Front	1:1	0.100	35.10	
707.50	23095	Mid	LTE Band 12	10	24.06	1	Closed	QPSK	25	25	10	Front	1:1	0.084	34.82	
707.50	23095	Mid	LTE Band 12	10	25.10	0	Closed	QPSK	1	49	10	Bottom	1:1	0.159	33.09	
707.50	23095	Mid	LTE Band 12	10	24.06	1	Closed	QPSK	25	25	10	Bottom	1:1	0.134	32.79	
707.50	23095	Mid	LTE Band 12	10	25.10	0	Closed	QPSK	1	49	10	Right	1:1	0.331	29.90	
707.50	23095	Mid	LTE Band 12	10	24.06	1	Closed	QPSK	25	25	10	Right	1:1	0.272	29.71	
782.00	23230	Mid	LTE Band 13	10	24.15	0	Open	QPSK	1	49	10	Back	1:1	0.513	27.05	
782.00	23230	Mid	LTE Band 13	10	23.35	1	Open	QPSK	25	0	10	Back	1:1	0.408	27.24	
782.00	23230	Mid	LTE Band 13	10	24.15	0	Open	QPSK	1	49	10	Front	1:1	0.416	27.96	
782.00	23230	Mid	LTE Band 13	10	23.35	1	Open	QPSK	25	0	10	Front	1:1	0.286	28.79	
782.00	23230	Mid	LTE Band 13	10	24.15	0	Open	QPSK	1	49	10	Bottom	1:1	0.255	30.08	
782.00	23230	Mid	LTE Band 13	10	23.35	1	Open	QPSK	25	0	10	Bottom	1:1	0.190	30.56	
782.00	23230	Mid	LTE Band 13	10	24.15	0	Open	QPSK	1	49	10	Right	1:1	0.313	29.19	
782.00	23230	Mid	LTE Band 13	10	23.35	1	Open	QPSK	25	0	10	Right	1:1	0.231	29.71	
782.00	23230	Mid	LTE Band 13	10	24.15	0	Closed	QPSK	1	49	10	Back	1:1	0.535	26.87	26.87
782.00	23230	Mid	LTE Band 13	10	23.35	1	Closed	QPSK	25	0	10	Back	1:1	0.397	27.36	
782.00	23230	Mid	LTE Band 13	10	24.15	0	Closed	QPSK	1	49	10	Front	1:1	0.184	31.50	
782.00	23230	Mid	LTE Band 13	10	23.35	1	Closed	QPSK	25	0	10	Front	1:1	0.142	31.83	
782.00	23230	Mid	LTE Band 13	10	24.15	0	Closed	QPSK	1	49	10	Bottom	1:1	0.222	30.69	
782.00	23230	Mid	LTE Band 13	10	23.35	1	Closed	QPSK	25	0	10	Bottom	1:1	0.174	30.94	
782.00	23230	Mid	LTE Band 13	10	24.15	0	Closed	QPSK	1	49	10	Right	1:1	0.436	27.76	
782.00	23230	Mid	LTE Band 13	10	23.35	1	Closed	QPSK	25	0	10	Right	1:1	0.324	28.24	
793.00	23330	Mid	LTE Band 14	10	24.11	0	Open	QPSK	1	0	10	Back	1:1	0.528	26.88	
793.00	23330	Mid	LTE Band 14	10	23.14	1	Open	QPSK	25	12	10	Back	1:1	0.416	26.95	
793.00	23330	Mid	LTE Band 14	10	24.11	0	Open	QPSK	1	0	10	Front	1:1	0.403	28.08	
793.00	23330	Mid	LTE Band 14	10	23.14	1	Open	QPSK	25	12	10	Front	1:1	0.314	28.17	
793.00	23330	Mid	LTE Band 14	10	24.11	0	Open	QPSK	1	0	10	Bottom	1:1	0.288	29.52	
793.00	23330	Mid	LTE Band 14	10	23.14	1	Open	QPSK	25	12	10	Bottom	1:1	0.220	29.72	
793.00	23330	Mid	LTE Band 14	10	24.11	0	Open	QPSK	1	0	10	Right	1:1	0.340	28.80	
793.00	23330	Mid	LTE Band 14	10	23.14	1	Open	QPSK	25	12	10	Right	1:1	0.256	29.06	
793.00	23330	Mid	LTE Band 14	10	24.11	0	Closed	QPSK	1	0	10	Back	1:1	0.460	27.48	26.88
793.00	23330	Mid	LTE Band 14	10	23.14	1	Closed	QPSK	25	12	10	Back	1:1	0.368	27.48	
793.00	23330	Mid	LTE Band 14	10	24.11	0	Closed	QPSK	1	0	10	Front	1:1	0.190	31.32	
793.00	23330	Mid	LTE Band 14	10	23.14	1	Closed	QPSK	25	12	10	Front	1:1	0.139	31.71	
793.00	23330	Mid	LTE Band 14	10	24.11	0	Closed	QPSK	1	0	10	Bottom	1:1	0.190	31.32	
793.00	23330	Mid	LTE Band 14	10	23.14	1	Closed	QPSK	25	12	10	Bottom	1:1	0.139	31.71	
793.00	23330	Mid	LTE Band 14	10	24.11	0	Closed	QPSK	1	0	10	Right	1:1	0.237	30.36	
793.00	23330	Mid	LTE Band 14	10	23.14	1	Closed	QPSK	25	12	10	Right	1:1	0.185	30.47	
793.00	23330	Mid	LTE Band 14	10	24.11	0	Closed	QPSK	1	0	10	Left	1:1	0.416	27.92	
793.00	23330	Mid	LTE Band 14	10	23.14	1	Closed	QPSK	25	12	10	Left	1:1	0.306	28.28	

For some bands/modes, a lower P_{Limit} was selected as a more conservative evaluation.




FCC ID: A3LSMF916U	 Proud to be part of 	PART 0 SAR CHAR REPORT	 Approved by: Quality Manager
Test Dates: 06/28/20 – 08/24/20	DUT Type: Portable Handset		APPENDIX A: Page 11 of 38

Table A-12
DSI = 5 or DSI = 6 P_{Limit} Calculations – 4G Hotspot and UMPC SAR

MEASUREMENT RESULTS														SAR (1g) [W/kg]	PLimit [dBm]	Minimum PLimit [dBm]
FREQUENCY		Mode	Bandwidth [MHz]	Conducted Power [dBm]	MPR [dB]	Configuration	Modulation	RB Size	RB Offset	Spacing (mm)	Side	Duty Cycle				
MHz	Ch.															
831.50	26865	Mid	LTE Band 26 (Cell)	15	24.74	0	Open	QPSK	1	36	10	Back	1:1	0.619	26.82	26.82
831.50	26865	Mid	LTE Band 26 (Cell)	15	23.84	1	Open	QPSK	36	37	10	Back	1:1	0.400	26.94	
831.50	26865	Mid	LTE Band 26 (Cell)	15	24.74	0	Open	QPSK	1	36	10	Front	1:1	0.455	26.16	
831.50	26865	Mid	LTE Band 26 (Cell)	15	23.84	1	Open	QPSK	36	37	10	Front	1:1	0.361	28.26	
831.50	26865	Mid	LTE Band 26 (Cell)	15	24.74	0	Open	QPSK	1	36	10	Bottom	1:1	0.299	29.98	
831.50	26865	Mid	LTE Band 26 (Cell)	15	23.84	1	Open	QPSK	36	37	10	Bottom	1:1	0.227	30.28	
831.50	26865	Mid	LTE Band 26 (Cell)	15	24.74	0	Open	QPSK	1	36	10	Right	1:1	0.313	29.78	
831.50	26865	Mid	LTE Band 26 (Cell)	15	23.84	1	Open	QPSK	36	37	10	Right	1:1	0.246	29.93	
831.50	26865	Mid	LTE Band 26 (Cell)	15	24.74	0	Closed	QPSK	1	36	10	Back	1:1	0.480	27.93	
831.50	26865	Mid	LTE Band 26 (Cell)	15	23.84	1	Closed	QPSK	36	37	10	Back	1:1	0.392	27.91	
831.50	26865	Mid	LTE Band 26 (Cell)	15	24.74	0	Closed	QPSK	1	36	10	Front	1:1	0.124	33.81	
831.50	26865	Mid	LTE Band 26 (Cell)	15	23.84	1	Closed	QPSK	36	37	10	Front	1:1	0.093	34.16	
831.50	26865	Mid	LTE Band 26 (Cell)	15	24.74	0	Closed	QPSK	1	36	10	Bottom	1:1	0.259	30.61	
831.50	26865	Mid	LTE Band 26 (Cell)	15	23.84	1	Closed	QPSK	36	37	10	Bottom	1:1	0.199	30.85	
831.50	26865	Mid	LTE Band 26 (Cell)	15	24.74	0	Closed	QPSK	1	36	10	Right	1:1	0.321	29.67	
831.50	26865	Mid	LTE Band 26 (Cell)	15	23.84	1	Closed	QPSK	36	37	10	Right	1:1	0.260	29.69	
836.50	20525	Mid	LTE Band 5 (Cell)	10	24.85	0	Open	QPSK	1	0	10	Back	1:1	0.718	26.29	
836.50	20525	Mid	LTE Band 5 (Cell)	10	23.98	1	Open	QPSK	25	12	10	Back	1:1	0.594	26.24	
836.50	20525	Mid	LTE Band 5 (Cell)	10	23.78	1	Open	QPSK	50	0	10	Back	1:1	0.587	26.09	
836.50	20525	Mid	LTE Band 5 (Cell)	10	24.85	0	Open	QPSK	1	0	10	Front	1:1	0.465	28.18	
836.50	20525	Mid	LTE Band 5 (Cell)	10	23.98	1	Open	QPSK	25	12	10	Front	1:1	0.378	28.21	
836.50	20525	Mid	LTE Band 5 (Cell)	10	24.85	0	Open	QPSK	1	0	10	Bottom	1:1	0.323	29.76	
836.50	20525	Mid	LTE Band 5 (Cell)	10	23.98	1	Open	QPSK	25	12	10	Bottom	1:1	0.242	30.14	
836.50	20525	Mid	LTE Band 5 (Cell)	10	24.85	0	Open	QPSK	1	0	10	Right	1:1	0.337	29.57	
836.50	20525	Mid	LTE Band 5 (Cell)	10	23.98	1	Open	QPSK	25	12	10	Right	1:1	0.265	29.75	
836.50	20525	Mid	LTE Band 5 (Cell)	10	24.85	0	Closed	QPSK	1	0	10	Back	1:1	0.620	26.93	
836.50	20525	Mid	LTE Band 5 (Cell)	10	23.98	1	Closed	QPSK	25	12	10	Back	1:1	0.499	27.00	
836.50	20525	Mid	LTE Band 5 (Cell)	10	24.85	0	Closed	QPSK	1	0	10	Front	1:1	0.128	33.78	
836.50	20525	Mid	LTE Band 5 (Cell)	10	23.98	1	Closed	QPSK	25	12	10	Front	1:1	0.096	34.16	
836.50	20525	Mid	LTE Band 5 (Cell)	10	24.85	0	Closed	QPSK	1	0	10	Bottom	1:1	0.266	30.60	
836.50	20525	Mid	LTE Band 5 (Cell)	10	23.98	1	Closed	QPSK	25	12	10	Bottom	1:1	0.209	30.78	
836.50	20525	Mid	LTE Band 5 (Cell)	10	24.85	0	Closed	QPSK	1	0	10	Right	1:1	0.361	29.27	
836.50	20525	Mid	LTE Band 5 (Cell)	10	23.98	1	Closed	QPSK	25	12	10	Right	1:1	0.282	29.48	
1770.00	132572	High	LTE Band 66 (AWS)	20	19.53	0	Open	QPSK	1	99	10	Back	1:1	0.406	23.44	
1770.00	132572	High	LTE Band 66 (AWS)	20	19.54	0	Open	QPSK	50	25	10	Back	1:1	0.416	23.35	
1720.00	132072	Low	LTE Band 66 (AWS)	20	23.71	0	Open	QPSK	1	50	10	Front	1:1	0.632	25.70	
1745.00	132322	Mid	LTE Band 66 (AWS)	20	24.13	0	Open	QPSK	1	50	10	Front	1:1	0.666	25.90	
1770.00	132572	High	LTE Band 66 (AWS)	20	24.30	0	Open	QPSK	1	99	10	Front	1:1	0.746	25.57	
1770.00	132572	High	LTE Band 66 (AWS)	20	23.32	1	Open	QPSK	50	25	10	Front	1:1	0.594	25.58	
1770.00	132572	High	LTE Band 66 (AWS)	20	23.21	1	Open	QPSK	100	0	10	Front	1:1	0.554	25.77	
1770.00	132572	High	LTE Band 66 (AWS)	20	19.53	0	Open	QPSK	1	99	10	Bottom	1:1	0.571	21.96	
1770.00	132572	High	LTE Band 66 (AWS)	20	19.54	0	Open	QPSK	50	25	10	Bottom	1:1	0.586	21.86	
1770.00	132572	High	LTE Band 66 (AWS)	20	24.30	0	Open	QPSK	1	99	10	Right	1:1	0.364	28.69	
1770.00	132572	High	LTE Band 66 (AWS)	20	23.32	1	Open	QPSK	50	25	10	Right	1:1	0.288	28.73	
1770.00	132572	High	LTE Band 66 (AWS)	20	19.53	0	Closed	QPSK	1	99	10	Back	1:1	0.454	22.96	
1770.00	132572	High	LTE Band 66 (AWS)	20	19.54	0	Closed	QPSK	50	25	10	Back	1:1	0.462	22.89	
1770.00	132572	High	LTE Band 66 (AWS)	20	19.53	0	Closed	QPSK	1	99	10	Front	1:1	0.081	30.45	
1770.00	132572	High	LTE Band 66 (AWS)	20	19.54	0	Closed	QPSK	50	25	10	Front	1:1	0.082	30.40	
1770.00	132572	High	LTE Band 66 (AWS)	20	19.53	0	Closed	QPSK	1	99	10	Bottom	1:1	0.607	21.70	
1720.00	132072	Low	LTE Band 66 (AWS)	20	19.28	0	Closed	QPSK	50	25	10	Bottom	1:1	0.676	20.98	
1745.00	132322	Mid	LTE Band 66 (AWS)	20	19.47	0	Closed	QPSK	50	25	10	Bottom	1:1	0.677	21.16	
1770.00	132572	High	LTE Band 66 (AWS)	20	19.54	0	Closed	QPSK	50	25	10	Bottom	1:1	0.622	21.60	
1770.00	132572	High	LTE Band 66 (AWS)	20	19.53	0	Closed	QPSK	1	99	10	Right	1:1	0.122	28.67	
1770.00	132572	High	LTE Band 66 (AWS)	20	19.54	0	Closed	QPSK	50	25	10	Right	1:1	0.123	28.64	
1770.00	132572	High	LTE Band 66 (AWS)	20	19.53	0	Closed	QPSK	1	99	10	Left	1:1	0.040	33.51	
1770.00	132572	High	LTE Band 66 (AWS)	20	19.54	0	Closed	QPSK	50	25	10	Left	1:1	0.041	33.41	

For some bands/modes, a lower P_{Limit} was selected as a more conservative evaluation.




FCC ID: A3LSMF916U	 Proud to be part of 	PART 0 SAR CHAR REPORT		Approved by: Quality Manager
Test Dates: 06/28/20 – 08/24/20	DUT Type: Portable Handset	APPENDIX A: Page 12 of 38		

Table A-14
DSI = 5 or DSI = 6 P_{Limit} Calculations – 4G Hotspot and UMPC SAR

MEASUREMENT RESULTS																
FREQUENCY		Mode	Bandwidth (MHz)	Conducted Power (dBm)	MFR (dB)	Configuration	Modulation	RB Size	RB Offset	Spacing (mm)	Side	Duty Cycle	SAR(1g)	P_{Limit}	Minimum P_{Limit}	
MHz	Ch.												(W/kg)	(dBm)	(dBm)	
3890.00	56640	High	LTE Band 48	20	20.34	0	Open	QPSK	1	50	10	Back	1:1.58	0.350	22.91	21.59
3890.00	56640	High	LTE Band 48	20	20.49	0	Open	QPSK	50	0	10	Back	1:1.58	0.352	23.04	
3890.00	56640	High	LTE Band 48	20	20.34	0	Open	QPSK	1	50	10	Front	1:1.58	0.215	25.03	
3890.00	56640	High	LTE Band 48	20	20.49	0	Open	QPSK	50	0	10	Front	1:1.58	0.218	25.12	
3890.00	56640	High	LTE Band 48	20	20.34	0	Open	QPSK	1	50	10	Top	1:1.58	0.364	22.74	
3890.00	56640	High	LTE Band 48	20	20.49	0	Open	QPSK	50	0	10	Top	1:1.58	0.374	22.78	
3890.00	56640	High	LTE Band 48	20	20.34	0	Closed	QPSK	1	50	10	Back	1:1.58	0.348	22.94	
3890.00	56640	High	LTE Band 48	20	20.49	0	Closed	QPSK	50	0	10	Back	1:1.58	0.344	23.14	
3890.00	56640	High	LTE Band 48	20	20.34	0	Closed	QPSK	1	50	10	Front	1:1.58	0.070	29.90	
3890.00	56640	High	LTE Band 48	20	20.49	0	Closed	QPSK	50	0	10	Front	1:1.58	0.071	29.99	
3890.00	56640	High	LTE Band 48	20	20.34	0	Closed	QPSK	1	50	10	Top	1:1.58	0.475	21.59	
3890.00	56640	High	LTE Band 48	20	20.49	0	Closed	QPSK	50	0	10	Top	1:1.58	0.484	21.84	
3890.00	56640	High	LTE Band 48	20	20.34	0	Closed	QPSK	1	50	10	Left	1:1.58	0.049	31.45	
3890.00	56640	High	LTE Band 48	20	20.49	0	Closed	QPSK	50	0	10	Left	1:1.58	0.048	31.69	
2880.00	41490	High	LTE Band 41	20	19.39	0	Open	QPSK	1	50	10	Back	1:1.58	0.513	20.30	
2506.00	39750	Low	LTE Band 41	20	18.87	0	Open	QPSK	50	0	10	Back	1:1.58	0.373	21.17	
2549.50	40185	Low-Md	LTE Band 41	20	18.99	0	Open	QPSK	50	25	10	Back	1:1.58	0.420	20.77	
2993.00	40620	Mid	LTE Band 41	20	19.12	0	Open	QPSK	50	25	10	Back	1:1.58	0.450	20.60	
2636.50	41055	Mid-High	LTE Band 41	20	19.27	0	Open	QPSK	50	25	10	Back	1:1.58	0.518	20.14	
2880.00	41490	High	LTE Band 41	20	19.47	0	Open	QPSK	50	25	10	Back	1:1.58	0.560	20.00	
2880.00	41490	High	LTE Band 41	20	19.38	0	Open	QPSK	100	0	10	Back	1:1.58	0.549	20.00	
2506.00	39750	Low	LTE Band 41	20	22.25	0	Open	QPSK	1	99	10	Front	1:1.58	0.603	22.46	
2549.50	40185	Low-Md	LTE Band 41	20	22.38	0	Open	QPSK	1	50	10	Front	1:1.58	0.644	22.31	
2993.00	40620	Mid	LTE Band 41	20	22.41	0	Open	QPSK	1	50	10	Front	1:1.58	0.721	21.84	
2636.50	41055	Mid-High	LTE Band 41	20	22.54	0	Open	QPSK	1	50	10	Front	1:1.58	0.782	21.62	
2880.00	41490	High	LTE Band 41	20	22.89	0	Open	QPSK	1	50	10	Front	1:1.58	0.829	21.72	
2506.00	39750	Low	LTE Band 41	20	22.44	1	Open	QPSK	50	0	10	Front	1:1.58	0.599	22.68	
2549.50	40185	Low-Md	LTE Band 41	20	22.36	1	Open	QPSK	50	0	10	Front	1:1.58	0.634	22.35	
2993.00	40620	Mid	LTE Band 41	20	22.61	1	Open	QPSK	50	25	10	Front	1:1.58	0.740	21.93	
2636.50	41055	Mid-High	LTE Band 41	20	22.63	1	Open	QPSK	50	25	10	Front	1:1.58	0.778	21.73	
2880.00	41490	High	LTE Band 41	20	23.05	1	Open	QPSK	50	50	10	Front	1:1.58	0.831	21.87	
2880.00	41490	High	LTE Band 41	20	22.85	0	Open	QPSK	100	0	10	Front	1:1.58	0.823	21.71	
2506.00	39750	Low	LTE Band 41	20	18.70	0	Open	QPSK	1	0	10	Bottom	1:1.58	0.580	19.08	
2549.50	40185	Low-Md	LTE Band 41	20	18.75	0	Open	QPSK	1	0	10	Bottom	1:1.58	0.680	18.44	
2993.00	40620	Mid	LTE Band 41	20	18.93	0	Open	QPSK	1	50	10	Bottom	1:1.58	0.764	18.11	
2636.50	41055	Mid-High	LTE Band 41	20	19.08	0	Open	QPSK	1	50	10	Bottom	1:1.58	0.890	17.60	
2880.00	41490	High	LTE Band 41	20	19.39	0	Open	QPSK	1	50	10	Bottom	1:1.58	1.060	17.15	
2506.00	39750	Low	LTE Band 41	20	18.87	0	Open	QPSK	50	0	10	Bottom	1:1.58	0.594	19.15	
2549.50	40185	Low-Md	LTE Band 41	20	18.99	0	Open	QPSK	50	25	10	Bottom	1:1.58	0.704	18.53	
2993.00	40620	Mid	LTE Band 41	20	19.12	0	Open	QPSK	50	25	10	Bottom	1:1.58	0.779	18.22	
2636.50	41055	Mid-High	LTE Band 41	20	19.27	0	Open	QPSK	50	25	10	Bottom	1:1.58	0.904	17.72	
2880.00	41490	High	LTE Band 41	20	19.47	0	Open	QPSK	50	25	10	Bottom	1:1.58	1.060	17.23	
2880.00	41490	High	LTE Band 41	20	19.38	0	Open	QPSK	100	0	10	Bottom	1:1.58	1.040	17.22	
2880.00	41490	High	LTE Band 41	20	22.89	0	Open	QPSK	1	50	10	Right	1:1.58	0.124	29.97	
2880.00	41490	High	LTE Band 41	20	23.05	1	Open	QPSK	50	50	10	Right	1:1.58	0.130	29.92	
2880.00	41490	High	LTE Band 41	20	19.39	0	Closed	QPSK	1	50	10	Back	1:1.58	0.400	21.38	
2880.00	41490	High	LTE Band 41	20	19.47	0	Closed	QPSK	50	25	10	Back	1:1.58	0.367	21.50	
2880.00	41490	High	LTE Band 41	20	19.39	0	Closed	QPSK	1	50	10	Front	1:1.58	0.101	27.36	
2880.00	41490	High	LTE Band 41	20	19.47	0	Closed	QPSK	50	25	10	Front	1:1.58	0.099	27.53	
2506.00	39750	Low	LTE Band 41	20	18.70	0	Closed	QPSK	1	0	10	Bottom	1:1.58	0.476	19.94	
2549.50	40185	Low-Md	LTE Band 41	20	18.75	0	Closed	QPSK	1	0	10	Bottom	1:1.58	0.537	19.46	
2993.00	40620	Mid	LTE Band 41	20	18.93	0	Closed	QPSK	1	50	10	Bottom	1:1.58	0.549	19.66	
2636.50	41055	Mid-High	LTE Band 41	20	19.08	0	Closed	QPSK	1	50	10	Bottom	1:1.58	0.688	18.72	
2880.00	41490	High	LTE Band 41	20	19.39	0	Closed	QPSK	1	50	10	Bottom	1:1.58	0.825	18.24	
2506.00	39750	Low	LTE Band 41	20	18.87	0	Closed	QPSK	50	0	10	Bottom	1:1.58	0.496	19.93	
2549.50	40185	Low-Md	LTE Band 41	20	18.99	0	Closed	QPSK	50	25	10	Bottom	1:1.58	0.550	19.60	
2993.00	40620	Mid	LTE Band 41	20	19.12	0	Closed	QPSK	50	25	10	Bottom	1:1.58	0.564	19.62	
2636.50	41055	Mid-High	LTE Band 41	20	19.27	0	Closed	QPSK	50	25	10	Bottom	1:1.58	0.692	18.88	
2880.00	41490	High	LTE Band 41	20	19.47	0	Closed	QPSK	50	25	10	Bottom	1:1.58	0.835	18.27	
2880.00	41490	High	LTE Band 41	20	19.38	0	Closed	QPSK	100	0	10	Bottom	1:1.58	0.821	18.25	
2880.00	41490	High	LTE Band 41	20	19.39	0	Closed	QPSK	1	50	10	Right	1:1.58	0.054	30.08	
2880.00	41490	High	LTE Band 41	20	19.47	0	Closed	QPSK	50	25	10	Right	1:1.58	0.055	30.08	
2880.00	41490	High	LTE Band 41	20	19.39	0	Closed	QPSK	1	50	10	Left	1:1.58	0.044	30.97	
2880.00	41490	High	LTE Band 41	20	19.47	0	Closed	QPSK	25	25	10	Left	1:1.58	0.045	30.95	

For some bands/modes, a lower P_{Limit} was selected as a more conservative evaluation.




FCC ID: A3LSMF916U	 Proud to be part of 	PART 0 SAR CHAR REPORT		Approved by: Quality Manager
Test Dates: 06/28/20 – 08/24/20	DUT Type: Portable Handset	APPENDIX A: Page 14 of 38		

Table A-15
DSI = 5 or DSI = 6 P_{Limit} Calculations – 5G Hotspot and UMPC SAR

MEASUREMENT RESULTS															
FREQUENCY		Mode	Bandwidth [MHz]	Conducted Power [dBm]	MPR [dB]	Configuration	Modulation	RB Size	RB Offset	Spacing [mm]	Side	Duty Cycle	SAR [W/kg]	P_{Limit} [dBm]	Minimum P_{Limit} [dBm]
MHz	Ch.														
680.50	136100	Mid	NR Band n71	20	25.42	0	Open	DFT-s-OFDM QPSK	1	53	10	Back	1.1	0.436	29.03
680.50	136100	Mid	NR Band n71	20	25.44	0	Open	DFT-s-OFDM QPSK	50	28	10	Back	1.1	0.436	29.05
680.50	136100	Mid	NR Band n71	20	25.42	0	Open	DFT-s-OFDM QPSK	1	53	10	Front	1.1	0.290	30.80
680.50	136100	Mid	NR Band n71	20	25.44	0	Open	DFT-s-OFDM QPSK	50	28	10	Front	1.1	0.292	30.79
680.50	136100	Mid	NR Band n71	20	25.42	0	Open	DFT-s-OFDM QPSK	1	53	10	Bottom	1.1	0.252	31.41
680.50	136100	Mid	NR Band n71	20	25.44	0	Open	DFT-s-OFDM QPSK	50	28	10	Bottom	1.1	0.243	31.58
680.50	136100	Mid	NR Band n71	20	25.42	0	Open	DFT-s-OFDM QPSK	1	53	10	Right	1.1	0.381	29.61
680.50	136100	Mid	NR Band n71	20	25.44	0	Open	DFT-s-OFDM QPSK	50	28	10	Right	1.1	0.336	30.18
680.50	136100	Mid	NR Band n71	20	24.00	1.5	Open	CP-OFDM QPSK	1	1	10	Back	1.1	0.259	29.67
680.50	136100	Mid	NR Band n71	20	25.42	0	Closed	DFT-s-OFDM QPSK	1	53	10	Back	1.1	0.365	29.80
680.50	136100	Mid	NR Band n71	20	25.44	0	Closed	DFT-s-OFDM QPSK	50	28	10	Back	1.1	0.357	29.91
680.50	136100	Mid	NR Band n71	20	25.42	0	Closed	DFT-s-OFDM QPSK	1	53	10	Front	1.1	0.138	34.02
680.50	136100	Mid	NR Band n71	20	25.44	0	Closed	DFT-s-OFDM QPSK	50	28	10	Front	1.1	0.135	34.14
680.50	136100	Mid	NR Band n71	20	25.42	0	Closed	DFT-s-OFDM QPSK	1	53	10	Bottom	1.1	0.206	32.28
680.50	136100	Mid	NR Band n71	20	25.44	0	Closed	DFT-s-OFDM QPSK	50	28	10	Bottom	1.1	0.200	32.43
680.50	136100	Mid	NR Band n71	20	25.42	0	Closed	DFT-s-OFDM QPSK	1	53	10	Right	1.1	0.465	28.75
680.50	136100	Mid	NR Band n71	20	25.44	0	Closed	DFT-s-OFDM QPSK	50	28	10	Right	1.1	0.478	28.65
680.50	136100	Mid	NR Band n71	20	24.00	1.5	Closed	CP-OFDM QPSK	1	1	10	Right	1.1	0.325	28.88
836.50	167300	Mid	NR Band n5	20	25.03	0	Open	DFT-s-OFDM QPSK	1	53	10	Back	1.1	0.582	27.38
836.50	167300	Mid	NR Band n5	20	25.01	0	Open	DFT-s-OFDM QPSK	50	28	10	Back	1.1	0.558	27.54
836.50	167300	Mid	NR Band n5	20	25.03	0	Open	DFT-s-OFDM QPSK	1	53	10	Front	1.1	0.436	28.64
836.50	167300	Mid	NR Band n5	20	25.01	0	Open	DFT-s-OFDM QPSK	50	28	10	Front	1.1	0.433	28.65
836.50	167300	Mid	NR Band n5	20	25.03	0	Open	DFT-s-OFDM QPSK	1	53	10	Bottom	1.1	0.305	30.19
836.50	167300	Mid	NR Band n5	20	25.01	0	Open	DFT-s-OFDM QPSK	50	28	10	Bottom	1.1	0.305	30.17
836.50	167300	Mid	NR Band n5	20	25.03	0	Open	DFT-s-OFDM QPSK	1	53	10	Right	1.1	0.309	30.13
836.50	167300	Mid	NR Band n5	20	25.01	0	Open	DFT-s-OFDM QPSK	50	28	10	Right	1.1	0.302	30.21
836.50	167300	Mid	NR Band n5	20	23.52	1.5	Open	CP-OFDM QPSK	1	1	10	Back	1.1	0.333	28.30
836.50	167300	Mid	NR Band n5	20	25.03	0	Closed	DFT-s-OFDM QPSK	1	53	10	Back	1.1	0.593	27.30
836.50	167300	Mid	NR Band n5	20	25.01	0	Closed	DFT-s-OFDM QPSK	50	28	10	Back	1.1	0.582	27.36
836.50	167300	Mid	NR Band n5	20	25.03	0	Closed	DFT-s-OFDM QPSK	1	53	10	Front	1.1	0.123	34.13
836.50	167300	Mid	NR Band n5	20	25.01	0	Closed	DFT-s-OFDM QPSK	50	28	10	Front	1.1	0.120	34.22
836.50	167300	Mid	NR Band n5	20	25.03	0	Closed	DFT-s-OFDM QPSK	1	53	10	Bottom	1.1	0.240	31.23
836.50	167300	Mid	NR Band n5	20	25.01	0	Closed	DFT-s-OFDM QPSK	50	28	10	Bottom	1.1	0.230	31.39
836.50	167300	Mid	NR Band n5	20	25.03	0	Closed	DFT-s-OFDM QPSK	1	53	10	Right	1.1	0.328	29.87
836.50	167300	Mid	NR Band n5	20	25.01	0	Closed	DFT-s-OFDM QPSK	50	28	10	Right	1.1	0.289	30.40
836.50	167300	Mid	NR Band n5	20	23.52	1.5	Closed	CP-OFDM QPSK	1	1	10	Back	1.1	0.418	27.31
1770.00	354000	High	NR Band n66	20	19.49	0	Open	DFT-s-OFDM QPSK	1	104	10	Back	1.1	0.421	23.25
1770.00	354000	High	NR Band n66	20	19.45	0	Open	DFT-s-OFDM QPSK	50	0	10	Back	1.1	0.420	23.22
1770.00	354000	High	NR Band n66	20	23.84	0	Open	DFT-s-OFDM QPSK	1	104	10	Front	1.1	0.599	26.07
1770.00	354000	High	NR Band n66	20	23.73	0	Open	DFT-s-OFDM QPSK	50	28	10	Front	1.1	0.568	26.19
1770.00	354000	High	NR Band n66	20	19.49	0	Open	DFT-s-OFDM QPSK	1	104	10	Bottom	1.1	0.663	21.27
1770.00	354000	High	NR Band n66	20	19.45	0	Open	DFT-s-OFDM QPSK	50	0	10	Bottom	1.1	0.649	21.33
1770.00	354000	High	NR Band n66	20	23.84	0	Open	DFT-s-OFDM QPSK	1	104	10	Right	1.1	0.388	27.95
1770.00	354000	High	NR Band n66	20	23.73	0	Open	DFT-s-OFDM QPSK	50	28	10	Right	1.1	0.363	28.13
1770.00	354000	High	NR Band n66	20	19.49	0	Closed	DFT-s-OFDM QPSK	1	104	10	Back	1.1	0.534	22.21
1770.00	354000	High	NR Band n66	20	19.45	0	Closed	DFT-s-OFDM QPSK	50	0	10	Back	1.1	0.545	22.09
1770.00	354000	High	NR Band n66	20	19.49	0	Closed	DFT-s-OFDM QPSK	1	104	10	Front	1.1	0.088	30.05
1770.00	354000	High	NR Band n66	20	19.45	0	Closed	DFT-s-OFDM QPSK	50	0	10	Front	1.1	0.087	30.05
1720.00	344000	Low	NR Band n66	20	19.21	0	Closed	DFT-s-OFDM QPSK	1	104	10	Bottom	1.1	0.832	20.01
1745.00	349000	Mid	NR Band n66	20	19.36	0	Closed	DFT-s-OFDM QPSK	1	1	10	Bottom	1.1	0.855	20.04
1770.00	354000	High	NR Band n66	20	19.49	0	Closed	DFT-s-OFDM QPSK	1	104	10	Bottom	1.1	0.843	20.23
1720.00	344000	Low	NR Band n66	20	19.20	0	Closed	DFT-s-OFDM QPSK	50	0	10	Bottom	1.1	0.874	19.78
1745.00	349000	Mid	NR Band n66	20	19.43	0	Closed	DFT-s-OFDM QPSK	50	0	10	Bottom	1.1	0.862	20.07
1770.00	354000	High	NR Band n66	20	19.45	0	Closed	DFT-s-OFDM QPSK	50	0	10	Bottom	1.1	0.883	19.99
1770.00	354000	High	NR Band n66	20	19.41	0	Closed	DFT-s-OFDM QPSK	100	0	10	Bottom	1.1	0.850	20.12
1770.00	354000	High	NR Band n66	20	19.49	0	Closed	DFT-s-OFDM QPSK	1	104	10	Right	1.1	0.185	26.82
1770.00	354000	High	NR Band n66	20	19.45	0	Closed	DFT-s-OFDM QPSK	50	0	10	Right	1.1	0.171	27.12
1770.00	354000	High	NR Band n66	20	19.49	0	Closed	DFT-s-OFDM QPSK	1	104	10	Left	1.1	0.054	32.17
1770.00	354000	High	NR Band n66	20	19.45	0	Closed	DFT-s-OFDM QPSK	50	0	10	Left	1.1	0.058	31.82
1770.00	354000	High	NR Band n66	20	19.50	0	Closed	CP-OFDM QPSK	1	1	10	Bottom	1.1	0.870	20.10

For some bands/modes, a lower P_{Limit} was selected as a more conservative evaluation.






FCC ID: A3LSMF916U	 Proud to be part of element	PART 0 SAR CHAR REPORT		Approved by: Quality Manager
Test Dates: 06/28/20 – 08/24/20	DUT Type: Portable Handset			APPENDIX A: Page 15 of 38

Table A-16
DSI = 5 or DSI = 6 P_{Limit} Calculations – 5G Hotspot and UMPC SAR

MEASUREMENT RESULTS															
FREQUENCY		Mode	Bandwidth [MHz]	Conducted Power [dBm]	MPR [dB]	Configuration	Modulation	RB Size	RB Offset	Spacing (mm)	Side	Duty Cycle	SAR (1g)	PLimit	
MHz	Ch.												(W/kg)	[dBm]	
1882.50	376500	Mid	NR Band n25	20	18.94	0	Open	DFT-s-OFDM QPSK	1	1	10	Back	1:1	0.266	24.69
1882.50	376500	Mid	NR Band n25	20	19.02	0	Open	DFT-s-OFDM QPSK	50	0	10	Back	1:1	0.261	24.85
1882.50	376500	Mid	NR Band n25	20	23.86	0	Open	DFT-s-OFDM QPSK	1	53	10	Front	1:1	0.498	26.89
1882.50	376500	Mid	NR Band n25	20	23.76	0	Open	DFT-s-OFDM QPSK	50	28	10	Front	1:1	0.469	27.05
1882.50	376500	Mid	NR Band n25	20	18.94	0	Open	DFT-s-OFDM QPSK	1	1	10	Bottom	1:1	0.581	21.30
1882.50	376500	Mid	NR Band n25	20	19.02	0	Open	DFT-s-OFDM QPSK	50	0	10	Bottom	1:1	0.552	21.60
1882.50	376500	Mid	NR Band n25	20	23.86	0	Open	DFT-s-OFDM QPSK	1	53	10	Right	1:1	0.578	26.24
1882.50	376500	Mid	NR Band n25	20	23.76	0	Open	DFT-s-OFDM QPSK	50	28	10	Right	1:1	0.584	26.10
1882.50	376500	Mid	NR Band n25	20	18.94	0	Closed	DFT-s-OFDM QPSK	1	1	10	Back	1:1	0.300	24.17
1882.50	376500	Mid	NR Band n25	20	19.02	0	Closed	DFT-s-OFDM QPSK	50	0	10	Back	1:1	0.297	24.29
1882.50	376500	Mid	NR Band n25	20	18.94	0	Closed	DFT-s-OFDM QPSK	1	1	10	Front	1:1	0.054	31.62
1882.50	376500	Mid	NR Band n25	20	19.02	0	Closed	DFT-s-OFDM QPSK	50	0	10	Front	1:1	0.054	31.70
1860.00	372000	Low	NR Band n25	20	18.70	0	Closed	DFT-s-OFDM QPSK	1	1	10	Bottom	1:1	0.590	20.99
1882.50	376500	Mid	NR Band n25	20	18.94	0	Closed	DFT-s-OFDM QPSK	1	1	10	Bottom	1:1	0.616	21.04
1905.00	381000	High	NR Band n25	20	18.68	0	Closed	DFT-s-OFDM QPSK	1	53	10	Bottom	1:1	0.639	20.62
1882.50	376500	Mid	NR Band n25	20	19.02	0	Closed	DFT-s-OFDM QPSK	50	0	10	Bottom	1:1	0.625	21.06
1882.50	376500	Mid	NR Band n25	20	18.94	0	Closed	DFT-s-OFDM QPSK	1	1	10	Right	1:1	0.145	27.33
1882.50	376500	Mid	NR Band n25	20	19.02	0	Closed	DFT-s-OFDM QPSK	50	0	10	Right	1:1	0.136	27.68
1882.50	376500	Mid	NR Band n25	20	18.94	0	Closed	DFT-s-OFDM QPSK	1	1	10	Left	1:1	0.039	33.03
1882.50	376500	Mid	NR Band n25	20	19.02	0	Closed	DFT-s-OFDM QPSK	50	0	10	Left	1:1	0.040	33.00
1882.50	376500	Mid	NR Band n25	20	19.11	0	Closed	CP-OFDM QPSK	1	1	10	Bottom	1:1	0.612	21.24
2592.99	518598	Mid	NR Band n41	100	24.16	0	Open	DFT-s-OFDM QPSK	1	1	10	Back	1:4	0.106	27.89
2592.99	518598	Mid	NR Band n41	100	23.87	0	Open	DFT-s-OFDM QPSK	135	69	10	Back	1:4	0.086	28.50
2592.99	518598	Mid	NR Band n41	100	24.16	0	Open	DFT-s-OFDM QPSK	1	1	10	Front	1:4	0.066	29.94
2592.99	518598	Mid	NR Band n41	100	23.87	0	Open	DFT-s-OFDM QPSK	135	69	10	Front	1:4	0.052	30.69
2592.99	518598	Mid	NR Band n41	100	24.16	0	Open	DFT-s-OFDM QPSK	1	1	10	Top	1:4	0.190	25.35
2592.99	518598	Mid	NR Band n41	100	23.87	0	Open	DFT-s-OFDM QPSK	135	69	10	Top	1:4	0.139	26.42
2592.99	518598	Mid	NR Band n41	100	22.79	1.5	Open	CP-OFDM QPSK	1	1	10	Top	1:4	0.128	25.70
2592.99	518598	Mid	NR Band n41	100	24.16	0	Closed	DFT-s-OFDM QPSK	1	1	10	Back	1:4	0.070	29.69
2592.99	518598	Mid	NR Band n41	100	23.87	0	Closed	DFT-s-OFDM QPSK	135	69	10	Back	1:4	0.081	28.76
2592.99	518598	Mid	NR Band n41	100	24.16	0	Closed	DFT-s-OFDM QPSK	1	1	10	Front	1:4	0.024	34.34
2592.99	518598	Mid	NR Band n41	100	23.87	0	Closed	DFT-s-OFDM QPSK	135	69	10	Front	1:4	0.020	34.84
2592.99	518598	Mid	NR Band n41	100	24.16	0	Closed	DFT-s-OFDM QPSK	1	1	10	Top	1:4	0.149	26.41
2592.99	518598	Mid	NR Band n41	100	23.87	0	Closed	DFT-s-OFDM QPSK	135	69	10	Top	1:4	0.116	27.20
2592.99	518598	Mid	NR Band n41	100	24.16	0	Closed	DFT-s-OFDM QPSK	1	1	10	Left	1:4	0.025	34.16
2592.99	518598	Mid	NR Band n41	100	23.87	0	Closed	DFT-s-OFDM QPSK	135	69	10	Left	1:4	0.019	35.06
2592.99	518598	Mid	NR Band n41	100	22.79	1.5	Closed	CP-OFDM QPSK	1	1	10	Top	1:4	0.099	26.81

For some bands/modes, a lower P_{Limit} was selected as a more conservative evaluation.




Table A-17
DSI = 0 P_{Limit} Calculations – 2G/3G Phablet and UMPC SAR

FCC ID: A3LSMF916U	 Proud to be part of 	PART 0 SAR CHAR REPORT		Approved by: Quality Manager
Test Dates: 06/28/20 – 08/24/20	DUT Type: Portable Handset	APPENDIX A: Page 16 of 38		

MEASUREMENT RESULTS												
FREQUENCY		Mode/Band	Service	Conducted Power [dBm]	Configuration	Spacing	Side	# of GPRS Slots	Duty Cycle	SAR (10g)	PLimit	Minimum PLimit
Mhz	Ch.									(W/kg)	[dBm]	[dBm]
820.10	564	CDMABC10 (\$90S)	EVDO Rev. 0	25.15	Open	12	Back	N/A	1:1	0.411	32.99	28.20
820.10	564	CDMABC10 (\$90S)	EVDO Rev. 0	25.15	Open	9	Front	N/A	1:1	0.211	35.89	
820.10	564	CDMABC10 (\$90S)	EVDO Rev. 0	25.15	Open	16	Bottom	N/A	1:1	0.123	38.23	
820.10	564	CDMABC10 (\$90S)	EVDO Rev. 0	25.15	Open	0	Right	N/A	1:1	1.130	28.60	
820.10	564	CDMABC10 (\$90S)	EVDO Rev. 0	25.15	Closed	10	Back	N/A	1:1	0.486	32.26	
820.10	564	CDMABC10 (\$90S)	EVDO Rev. 0	25.15	Closed	0	Front	N/A	1:1	0.244	35.26	
820.10	564	CDMABC10 (\$90S)	EVDO Rev. 0	25.15	Closed	12	Bottom	N/A	1:1	0.199	36.14	
820.10	564	CDMABC10 (\$90S)	EVDO Rev. 0	25.15	Closed	0	Right	N/A	1:1	1.240	28.20	
836.52	384	CDMABC0 (\$22H)	EVDO Rev. 0	25.16	Open	12	Back	N/A	1:1	0.377	33.38	28.03
836.52	384	CDMABC0 (\$22H)	EVDO Rev. 0	25.16	Open	9	Front	N/A	1:1	0.188	36.40	
836.52	384	CDMABC0 (\$22H)	EVDO Rev. 0	25.16	Open	16	Bottom	N/A	1:1	0.115	38.53	
836.52	384	CDMABC0 (\$22H)	EVDO Rev. 0	25.16	Open	0	Right	N/A	1:1	1.290	28.03	
836.52	384	CDMABC0 (\$22H)	EVDO Rev. 0	25.16	Closed	10	Back	N/A	1:1	0.490	32.24	
836.52	384	CDMABC0 (\$22H)	EVDO Rev. 0	25.16	Closed	0	Front	N/A	1:1	0.211	35.90	
836.52	384	CDMABC0 (\$22H)	EVDO Rev. 0	25.16	Closed	12	Bottom	N/A	1:1	0.175	36.71	
836.52	384	CDMABC0 (\$22H)	EVDO Rev. 0	25.16	Closed	0	Right	N/A	1:1	0.985	29.21	
1880.00	600	PCS CDMA	EVDO Rev. 0	23.16	Open	12	Back	N/A	1:1	0.337	31.86	23.25
1880.00	600	PCS CDMA	EVDO Rev. 0	23.16	Open	9	Front	N/A	1:1	0.374	31.41	
1880.00	600	PCS CDMA	EVDO Rev. 0	23.16	Open	16	Bottom	N/A	1:1	0.405	31.06	
1851.25	25	PCS CDMA	EVDO Rev. 0	23.14	Open	0	Right	N/A	1:1	2.060	23.98	
1880.00	600	PCS CDMA	EVDO Rev. 0	23.16	Open	0	Right	N/A	1:1	2.130	23.86	
1908.75	1175	PCS CDMA	EVDO Rev. 0	23.23	Open	0	Right	N/A	1:1	2.490	23.25	
1880.00	600	PCS CDMA	EVDO Rev. 0	23.16	Closed	10	Back	N/A	1:1	0.447	30.64	
1880.00	600	PCS CDMA	EVDO Rev. 0	23.16	Closed	0	Front	N/A	1:1	0.599	29.37	
1880.00	600	PCS CDMA	EVDO Rev. 0	23.16	Closed	12	Bottom	N/A	1:1	0.705	28.66	
1851.25	25	PCS CDMA	EVDO Rev. 0	23.14	Closed	0	Right	N/A	1:1	1.760	24.66	
1880.00	600	PCS CDMA	EVDO Rev. 0	23.16	Closed	0	Right	N/A	1:1	1.970	24.19	
1908.75	1175	PCS CDMA	EVDO Rev. 0	23.23	Closed	0	Right	N/A	1:1	2.040	24.11	
1880.00	600	PCS CDMA	EVDO Rev. 0	23.16	Closed	0	Left	N/A	1:1	0.313	32.18	
836.60	190	GSM 850	GPRS	28.88	Open	12	Back	3	1:2.76	0.265	34.20	28.63
836.60	190	GSM 850	GPRS	28.88	Open	9	Front	3	1:2.76	0.178	35.93	
836.60	190	GSM 850	GPRS	28.88	Open	16	Bottom	3	1:2.76	0.073	39.80	
836.60	190	GSM 850	GPRS	28.88	Open	0	Right	3	1:2.76	0.954	28.63	
836.60	190	GSM 850	GPRS	28.88	Closed	10	Back	3	1:2.76	0.326	33.30	
836.60	190	GSM 850	GPRS	28.88	Closed	0	Front	3	1:2.76	0.157	36.47	
836.60	190	GSM 850	GPRS	28.88	Closed	12	Bottom	3	1:2.76	0.123	37.53	
836.60	190	GSM 850	GPRS	28.88	Closed	0	Right	3	1:2.76	0.449	31.91	
1880.00	661	GSM 1900	GPRS	26.72	Open	12	Back	3	1:2.76	0.187	33.55	26.02
1880.00	661	GSM 1900	GPRS	26.72	Open	9	Front	3	1:2.76	0.183	33.64	
1880.00	661	GSM 1900	GPRS	26.72	Open	16	Bottom	3	1:2.76	0.219	32.86	
1880.00	661	GSM 1900	GPRS	26.72	Open	0	Right	3	1:2.76	0.973	26.39	
1880.00	661	GSM 1900	GPRS	26.72	Closed	10	Back	3	1:2.76	0.270	31.96	
1880.00	661	GSM 1900	GPRS	26.72	Closed	0	Front	3	1:2.76	0.291	31.63	
1880.00	661	GSM 1900	GPRS	26.72	Closed	12	Bottom	3	1:2.76	0.479	29.47	
1880.00	661	GSM 1900	GPRS	26.72	Closed	0	Right	3	1:2.76	1.060	26.02	
1880.00	661	GSM 1900	GPRS	26.72	Closed	0	Left	3	1:2.76	0.147	34.60	

For some bands/modes, a lower P_{Limit} was selected as a more conservative evaluation.
Data highlighted in blue was tested and provided by the manufacturer.



Table A-18
DSI = 0 P_{Limit} Calculations – 2G/3G Phablet and UMPC SAR

FCC ID: A3LSMF916U	 Proud to be part of 	PART 0 SAR CHAR REPORT		Approved by: Quality Manager
Test Dates: 06/28/20 – 08/24/20	DUT Type: Portable Handset			APPENDIX A: Page 17 of 38

MEASUREMENT RESULTS											
FREQUENCY		Mode/Band	Service	Conducted Power [dBm]	Configuration	Spacing	Side	Duty Cycle	SAR (10g)	PLimit	Minimum PLimit
MHz	Ch.								(W/kg)	[dBm]	[dBm]
836.60	4183	UMTS 850	RMC	24.32	Open	12	Back	1:1	0.314	33.33	26.78
836.60	4183	UMTS 850	RMC	24.32	Open	9	Front	1:1	0.175	35.87	
836.60	4183	UMTS 850	RMC	24.32	Open	16	Bottom	1:1	0.099	38.34	
836.60	4183	UMTS 850	RMC	24.32	Open	0	Right	1:1	1.420	26.78	
836.60	4183	UMTS 850	RMC	24.32	Closed	10	Back	1:1	0.404	32.24	
836.60	4183	UMTS 850	RMC	24.32	Closed	0	Front	1:1	0.181	35.72	
836.60	4183	UMTS 850	RMC	24.32	Closed	12	Bottom	1:1	0.159	36.29	
836.60	4183	UMTS 850	RMC	24.32	Closed	0	Right	1:1	0.707	29.81	
1732.40	1412	UMTS 1750	RMC	24.24	Open	12	Back	1:1	0.469	31.51	25.55
1732.40	1412	UMTS 1750	RMC	24.24	Open	9	Front	1:1	0.438	31.80	
1732.40	1412	UMTS 1750	RMC	24.24	Open	16	Bottom	1:1	0.399	32.21	
1712.40	1312	UMTS 1750	RMC	24.11	Open	0	Right	1:1	1.700	25.78	
1732.40	1412	UMTS 1750	RMC	24.24	Open	0	Right	1:1	1.850	25.55	
1752.60	1513	UMTS 1750	RMC	23.53	Open	0	Right	1:1	1.510	25.72	
1732.40	1412	UMTS 1750	RMC	24.24	Closed	10	Back	1:1	0.835	29.00	
1732.40	1412	UMTS 1750	RMC	24.24	Closed	0	Front	1:1	0.581	30.58	
1732.40	1412	UMTS 1750	RMC	24.24	Closed	12	Bottom	1:1	0.780	29.30	
1732.40	1412	UMTS 1750	RMC	24.24	Closed	0	Right	1:1	1.130	27.69	
1732.40	1412	UMTS 1750	RMC	24.24	Closed	0	Left	1:1	0.255	34.15	
1880.00	9400	UMTS 1900	RMC	23.81	Open	12	Back	1:1	0.410	31.66	
1880.00	9400	UMTS 1900	RMC	23.81	Open	9	Front	1:1	0.426	31.50	
1880.00	9400	UMTS 1900	RMC	23.81	Open	16	Bottom	1:1	0.452	31.24	
1852.40	9262	UMTS 1900	RMC	23.60	Open	0	Right	1:1	2.550	23.51	
1880.00	9400	UMTS 1900	RMC	23.81	Open	0	Right	1:1	2.100	24.57	
1907.60	9538	UMTS 1900	RMC	23.82	Open	0	Right	1:1	2.620	23.62	
1880.00	9400	UMTS 1900	RMC	23.81	Closed	10	Back	1:1	0.604	29.98	
1880.00	9400	UMTS 1900	RMC	23.81	Closed	0	Front	1:1	0.572	30.22	
1880.00	9400	UMTS 1900	RMC	23.81	Closed	12	Bottom	1:1	0.840	28.55	
1852.40	9262	UMTS 1900	RMC	23.60	Closed	0	Right	1:1	1.640	25.43	
1880.00	9400	UMTS 1900	RMC	23.81	Closed	0	Right	1:1	1.780	25.29	
1907.60	9538	UMTS 1900	RMC	23.82	Closed	0	Right	1:1	2.050	24.68	
1880.00	9400	UMTS 1900	RMC	23.81	Closed	0	Left	1:1	0.288	33.20	

For some bands/modes, a lower P_{Limit} was selected as a more conservative evaluation.
Data highlighted in blue was tested and provided by the manufacturer.

Table A-19
DSI = 1 or DSI = 2 P_{Limit} Calculations – 2G/3G Phablet and UMPC SAR

FCC ID: A3LSMF916U	 Proud to be part of element	PART 0 SAR CHAR REPORT		Approved by: Quality Manager
Test Dates: 06/28/20 – 08/24/20	DUT Type: Portable Handset	APPENDIX A: Page 18 of 38		

MEASUREMENT RESULTS												
FREQUENCY		Mode/Band	Service	Conducted Power [dBm]	Configuration	Spacing (mm)	Side	# of GPRS Slots	Duty Cycle	SAR (10g) (W/kg)	PLimit [dBm]	Minimum PLimit [dBm]
MHz	Ch.											
820.10	564	CDMA BC10 (S905)	EVDO Rev. 0	25.15	Open	0	Back	N/A	1:1	1.180	28.41	27.20
820.10	564	CDMA BC10 (S905)	EVDO Rev. 0	25.15	Open	0	Front	N/A	1:1	0.961	29.30	
820.10	564	CDMA BC10 (S905)	EVDO Rev. 0	25.15	Open	0	Bottom	N/A	1:1	0.631	31.13	
820.10	564	CDMA BC10 (S905)	EVDO Rev. 0	25.15	Open	0	Right	N/A	1:1	1.130	28.60	
820.10	564	CDMA BC10 (S905)	EVDO Rev. 0	25.15	Closed	0	Back	N/A	1:1	1.308	27.98	
820.10	564	CDMA BC10 (S905)	EVDO Rev. 0	25.15	Closed	0	Front	N/A	1:1	0.244	35.26	
820.10	564	CDMA BC10 (S905)	EVDO Rev. 0	25.15	Closed	0	Bottom	N/A	1:1	1.559	27.20	
820.10	564	CDMA BC10 (S905)	EVDO Rev. 0	25.15	Closed	0	Right	N/A	1:1	1.240	28.20	
824.70	1013	CDMA BC0 (S22H)	EVDO Rev. 0	25.19	Open	0	Back	N/A	1:1	1.180	28.45	
836.52	384	CDMA BC0 (S22H)	EVDO Rev. 0	25.16	Open	0	Back	N/A	1:1	1.330	27.90	
848.31	777	CDMA BC0 (S22H)	EVDO Rev. 0	25.08	Open	0	Back	N/A	1:1	1.300	27.92	
836.52	384	CDMA BC0 (S22H)	EVDO Rev. 0	25.16	Open	0	Front	N/A	1:1	1.080	28.81	
836.52	384	CDMA BC0 (S22H)	EVDO Rev. 0	25.16	Open	0	Bottom	N/A	1:1	0.553	31.71	
836.52	384	CDMA BC0 (S22H)	EVDO Rev. 0	25.16	Open	0	Right	N/A	1:1	1.290	28.03	
836.52	384	CDMA BC0 (S22H)	EVDO Rev. 0	25.16	Closed	0	Back	N/A	1:1	1.389	27.71	
836.52	384	CDMA BC0 (S22H)	EVDO Rev. 0	25.16	Closed	0	Front	N/A	1:1	0.211	35.90	
836.52	384	CDMA BC0 (S22H)	EVDO Rev. 0	25.16	Closed	0	Bottom	N/A	1:1	1.450	27.53	
836.52	384	CDMA BC0 (S22H)	EVDO Rev. 0	25.16	Closed	0	Right	N/A	1:1	0.985	29.21	
1880.00	600	PCS CDMA	EVDO Rev. 0	18.58	Open	0	Back	N/A	1:1	1.200	21.77	
1880.00	600	PCS CDMA	EVDO Rev. 0	18.58	Open	0	Front	N/A	1:1	0.728	23.94	
1851.25	25	PCS CDMA	EVDO Rev. 0	19.02	Open	0	Bottom	N/A	1:1	2.410	19.18	
1880.00	600	PCS CDMA	EVDO Rev. 0	18.58	Open	0	Bottom	N/A	1:1	2.270	19.00	
1908.75	1175	PCS CDMA	EVDO Rev. 0	18.95	Open	0	Bottom	N/A	1:1	2.180	19.54	
1851.25	25	PCS CDMA	EVDO Rev. 0	23.14	Open	0	Right	N/A	1:1	2.060	23.98	
1880.00	600	PCS CDMA	EVDO Rev. 0	23.16	Open	0	Right	N/A	1:1	2.130	23.86	
1908.75	1175	PCS CDMA	EVDO Rev. 0	23.23	Open	0	Right	N/A	1:1	2.490	23.25	
1880.00	600	PCS CDMA	EVDO Rev. 0	18.58	Closed	0	Back	N/A	1:1	1.290	21.45	
1880.00	600	PCS CDMA	EVDO Rev. 0	23.16	Closed	0	Front	N/A	1:1	0.599	29.37	
1851.25	25	PCS CDMA	EVDO Rev. 0	19.02	Closed	0	Bottom	N/A	1:1	2.170	19.63	
1880.00	600	PCS CDMA	EVDO Rev. 0	18.58	Closed	0	Bottom	N/A	1:1	1.770	20.08	
1908.75	1175	PCS CDMA	EVDO Rev. 0	18.95	Closed	0	Bottom	N/A	1:1	2.120	19.67	
1851.25	25	PCS CDMA	EVDO Rev. 0	23.14	Closed	0	Right	N/A	1:1	1.760	24.66	
1880.00	600	PCS CDMA	EVDO Rev. 0	23.16	Closed	0	Right	N/A	1:1	1.970	24.19	
1908.75	1175	PCS CDMA	EVDO Rev. 0	23.23	Closed	0	Right	N/A	1:1	2.040	24.11	
1880.00	600	PCS CDMA	EVDO Rev. 0	23.16	Closed	0	Left	N/A	1:1	0.313	32.18	
824.20	128	GSM 850	GPRS	28.76	Open	0	Back	3	1:2.76	1.100	27.90	
836.60	190	GSM 850	GPRS	28.88	Open	0	Back	3	1:2.76	1.390	27.00	
848.80	251	GSM 850	GPRS	29.08	Open	0	Back	3	1:2.76	0.879	29.19	
836.60	190	GSM 850	GPRS	28.88	Open	0	Front	3	1:2.76	1.030	28.30	
836.60	190	GSM 850	GPRS	28.88	Open	0	Bottom	3	1:2.76	0.715	29.88	
836.60	190	GSM 850	GPRS	28.88	Open	0	Right	3	1:2.76	0.954	28.63	
836.60	190	GSM 850	GPRS	28.88	Closed	0	Back	3	1:2.76	0.814	29.32	
836.60	190	GSM 850	GPRS	28.88	Closed	0	Front	3	1:2.76	0.157	36.47	
836.60	190	GSM 850	GPRS	28.88	Closed	0	Bottom	3	1:2.76	0.684	30.08	
836.60	190	GSM 850	GPRS	28.88	Closed	0	Right	3	1:2.76	0.449	31.91	
1880.00	661	GSM 1900	GPRS	21.82	Open	0	Back	4	1:2.076	0.852	23.31	
1880.00	661	GSM 1900	GPRS	21.82	Open	0	Front	4	1:2.076	0.534	25.34	
1850.20	512	GSM 1900	GPRS	21.84	Open	0	Bottom	4	1:2.076	1.740	20.23	
1880.00	661	GSM 1900	GPRS	21.82	Open	0	Bottom	4	1:2.076	1.520	20.80	
1909.80	810	GSM 1900	GPRS	21.69	Open	0	Bottom	4	1:2.076	1.650	20.31	
1880.00	661	GSM 1900	GPRS	26.72	Open	0	Right	3	1:2.76	0.973	26.39	
1880.00	661	GSM 1900	GPRS	21.82	Closed	0	Back	4	1:2.076	0.628	24.64	
1880.00	661	GSM 1900	GPRS	26.72	Closed	0	Front	3	1:2.76	0.291	31.63	
1850.20	512	GSM 1900	GPRS	21.84	Closed	0	Bottom	4	1:2.076	1.350	21.34	
1880.00	661	GSM 1900	GPRS	21.82	Closed	0	Bottom	4	1:2.076	1.010	22.58	
1909.80	810	GSM 1900	GPRS	21.69	Closed	0	Bottom	4	1:2.076	0.951	22.71	
1880.00	661	GSM 1900	GPRS	26.72	Closed	0	Right	3	1:2.76	1.060	26.02	
1880.00	661	GSM 1900	GPRS	26.72	Closed	0	Left	3	1:2.76	0.147	34.60	

For some bands/modes, a lower P_{Limit} was selected as a more conservative evaluation. Data highlighted in blue was tested and provided by the manufacturer.



FCC ID: A3LSMF916U	 Proud to be part of element	PART 0 SAR CHAR REPORT		Approved by: Quality Manager
Test Dates: 06/28/20 – 08/24/20	DUT Type: Portable Handset	APPENDIX A: Page 19 of 38		

Table A-20
DSI = 1 or DSI = 2 P_{Limit} Calculations – 2G/3G Phablet and UMPC SAR

MEASUREMENT RESULTS											
FREQUENCY		Mode/Band	Service	Conducted Power [dBm]	Configuration	Spacing (mm)	Side	Duty Cycle	SAR (10g)	P_{Limit}	Minimum P_{Limit}
MHz	Ch.								(W/kg)	[dBm]	[dBm]
826.40	4132	UMTS 850	RMC	24.31	Open	0	Back	1:1	1.410	26.80	26.00
836.60	4183	UMTS 850	RMC	24.32	Open	0	Back	1:1	1.510	26.51	
846.60	4233	UMTS 850	RMC	24.25	Open	0	Back	1:1	1.670	26.00	
836.60	4183	UMTS 850	RMC	24.32	Open	0	Front	1:1	1.120	27.81	
836.60	4183	UMTS 850	RMC	24.32	Open	0	Bottom	1:1	0.099	38.34	
836.60	4183	UMTS 850	RMC	24.32	Open	0	Right	1:1	1.420	26.78	
836.60	4183	UMTS 850	RMC	24.32	Closed	0	Back	1:1	0.999	28.30	
836.60	4183	UMTS 850	RMC	24.32	Closed	0	Front	1:1	0.181	35.72	
836.60	4183	UMTS 850	RMC	24.32	Closed	0	Bottom	1:1	1.129	27.77	
836.60	4183	UMTS 850	RMC	24.32	Closed	0	Right	1:1	0.707	29.81	
1732.40	1412	UMTS 1750	RMC	18.93	Open	0	Back	1:1	1.420	21.39	19.00
1732.40	1412	UMTS 1750	RMC	18.93	Open	0	Front	1:1	0.996	22.93	
1712.40	1312	UMTS 1750	RMC	18.75	Open	0	Bottom	1:1	2.320	19.07	
1732.40	1412	UMTS 1750	RMC	18.93	Open	0	Bottom	1:1	2.460	19.00	
1752.60	1513	UMTS 1750	RMC	18.90	Open	0	Bottom	1:1	2.360	19.15	
1712.40	1312	UMTS 1750	RMC	24.11	Open	0	Right	1:1	1.700	25.78	
1732.40	1412	UMTS 1750	RMC	24.24	Open	0	Right	1:1	1.850	25.55	
1752.60	1513	UMTS 1750	RMC	23.53	Open	0	Right	1:1	1.510	25.72	
1712.40	1312	UMTS 1750	RMC	18.75	Closed	0	Back	1:1	1.950	19.83	
1732.40	1412	UMTS 1750	RMC	18.93	Closed	0	Back	1:1	1.830	20.28	
1752.60	1513	UMTS 1750	RMC	18.90	Closed	0	Back	1:1	1.760	20.42	
1732.40	1412	UMTS 1750	RMC	24.24	Closed	0	Front	1:1	0.581	30.58	
1712.40	1312	UMTS 1750	RMC	18.75	Closed	0	Bottom	1:1	2.130	19.45	
1732.40	1412	UMTS 1750	RMC	18.93	Closed	0	Bottom	1:1	1.900	20.12	
1752.60	1513	UMTS 1750	RMC	18.90	Closed	0	Bottom	1:1	1.800	20.33	
1732.40	1412	UMTS 1750	RMC	24.24	Closed	0	Right	1:1	1.130	27.69	
1732.40	1412	UMTS 1750	RMC	24.24	Closed	0	Left	1:1	0.255	34.15	
1880.00	9400	UMTS 1900	RMC	18.63	Open	0	Back	1:1	0.919	22.98	19.21
1880.00	9400	UMTS 1900	RMC	18.63	Open	0	Front	1:1	0.699	24.16	
1852.40	9262	UMTS 1900	RMC	19.01	Open	0	Bottom	1:1	2.390	19.21	
1880.00	9400	UMTS 1900	RMC	18.63	Open	0	Bottom	1:1	2.010	19.58	
1907.60	9538	UMTS 1900	RMC	18.94	Open	0	Bottom	1:1	2.280	19.34	
1852.40	9262	UMTS 1900	RMC	23.60	Open	0	Right	1:1	2.550	23.51	
1880.00	9400	UMTS 1900	RMC	23.81	Open	0	Right	1:1	2.100	24.57	
1907.60	9538	UMTS 1900	RMC	23.82	Open	0	Right	1:1	2.620	23.62	
1880.00	9400	UMTS 1900	RMC	18.63	Closed	0	Back	1:1	1.330	21.37	
1880.00	9400	UMTS 1900	RMC	23.81	Closed	0	Front	1:1	0.572	30.22	
1852.40	9262	UMTS 1900	RMC	19.01	Closed	0	Bottom	1:1	1.930	20.13	
1880.00	9400	UMTS 1900	RMC	18.63	Closed	0	Bottom	1:1	1.920	19.78	
1907.60	9538	UMTS 1900	RMC	18.94	Closed	0	Bottom	1:1	1.930	20.06	
1852.40	9262	UMTS 1900	RMC	23.60	Closed	0	Right	1:1	1.640	25.43	
1880.00	9400	UMTS 1900	RMC	23.81	Closed	0	Right	1:1	1.780	25.29	
1907.60	9538	UMTS 1900	RMC	23.82	Closed	0	Right	1:1	2.050	24.68	
1880.00	9400	UMTS 1900	RMC	23.81	Closed	0	Left	1:1	0.288	33.20	

For some bands/modes, a lower P_{Limit} was selected as a more conservative evaluation.
 Data highlighted in blue was tested and provided by the manufacturer.




FCC ID: A3LSMF916U	 Proud to be part of 	PART 0 SAR CHAR REPORT		Approved by: Quality Manager
Test Dates: 06/28/20 – 08/24/20	DUT Type: Portable Handset	APPENDIX A: Page 20 of 38		

Table A-21
DSI = 0 P_{Limit} Calculations – 4G Phablet and UMPC SAR

MEASUREMENT RESULTS															SAR (10g)	PLimit	Minimum PLimit
FREQUENCY		Mode	Bandwidth [MHz]	Conducted Power [dBm]	MPR [dB]	Configuration	Modulation	RB Size	RB Offset	Spacing (mm)	Side	Duty Cycle	SAR (10g)	PLimit			
MHz	Ch.																
680.50	133297	Mid	LTE Band 71	20	24.67	0	Open	QPSK	1	0	12	Back	1:1	0.223	35.17	28.62	
680.50	133297	Mid	LTE Band 71	20	24.67	0	Open	QPSK	1	0	9	Front	1:1	0.103	38.52		
680.50	133297	Mid	LTE Band 71	20	24.67	0	Open	QPSK	1	0	16	Bottom	1:1	0.098	38.74		
680.50	133297	Mid	LTE Band 71	20	24.67	0	Open	QPSK	1	0	0	Right	1:1	0.998	28.66		
680.50	133297	Mid	LTE Band 71	20	23.77	1	Open	QPSK	50	50	0	Right	1:1	0.819	28.62		
680.50	133297	Mid	LTE Band 71	20	24.67	0	Closed	QPSK	1	0	10	Back	1:1	0.250	34.67		
680.50	133297	Mid	LTE Band 71	20	24.67	0	Closed	QPSK	1	0	0	Front	1:1	0.115	38.04		
680.50	133297	Mid	LTE Band 71	20	24.67	0	Closed	QPSK	1	0	12	Bottom	1:1	0.128	37.58		
680.50	133297	Mid	LTE Band 71	20	24.67	0	Closed	QPSK	1	0	0	Right	1:1	0.730	30.02		
707.50	23095	Mid	LTE Band 12	10	25.10	0	Open	QPSK	1	49	12	Back	1:1	0.289	34.47		
707.50	23095	Mid	LTE Band 12	10	25.10	0	Open	QPSK	1	49	9	Front	1:1	0.128	38.01		
707.50	23095	Mid	LTE Band 12	10	25.10	0	Open	QPSK	1	49	16	Bottom	1:1	0.088	39.63		
707.50	23095	Mid	LTE Band 12	10	25.10	0	Open	QPSK	1	49	0	Right	1:1	1.120	28.59		
707.50	23095	Mid	LTE Band 12	10	24.06	1	Open	QPSK	25	25	0	Right	1:1	0.936	28.33		
707.50	23095	Mid	LTE Band 12	10	25.10	0	Closed	QPSK	1	49	10	Back	1:1	0.319	34.04		
707.50	23095	Mid	LTE Band 12	10	25.10	0	Closed	QPSK	1	49	0	Front	1:1	0.143	37.53		
707.50	23095	Mid	LTE Band 12	10	25.10	0	Closed	QPSK	1	49	12	Bottom	1:1	0.130	37.94		
707.50	23095	Mid	LTE Band 12	10	25.10	0	Closed	QPSK	1	49	0	Right	1:1	0.768	30.23		
782.00	23230	Mid	LTE Band 13	10	24.15	0	Open	QPSK	1	49	12	Back	1:1	0.355	32.63		
782.00	23230	Mid	LTE Band 13	10	24.15	0	Open	QPSK	1	49	9	Front	1:1	0.188	35.39		
782.00	23230	Mid	LTE Band 13	10	24.15	0	Open	QPSK	1	49	16	Bottom	1:1	0.119	37.37		
782.00	23230	Mid	LTE Band 13	10	24.15	0	Open	QPSK	1	49	0	Right	1:1	1.270	27.09		
782.00	23230	Mid	LTE Band 13	10	23.35	1	Open	QPSK	25	0	0	Right	1:1	1.020	27.24		
782.00	23230	Mid	LTE Band 13	10	24.15	0	Closed	QPSK	1	49	10	Back	1:1	0.379	32.34		
782.00	23230	Mid	LTE Band 13	10	24.15	0	Closed	QPSK	1	49	0	Front	1:1	0.209	34.93		
782.00	23230	Mid	LTE Band 13	10	24.15	0	Closed	QPSK	1	49	12	Bottom	1:1	0.162	36.03		
782.00	23230	Mid	LTE Band 13	10	24.15	0	Closed	QPSK	1	49	0	Right	1:1	0.559	30.66		
793.00	23330	Mid	LTE Band 14	10	24.11	0	Open	QPSK	1	0	12	Back	1:1	0.244	34.22		
793.00	23330	Mid	LTE Band 14	10	24.11	0	Open	QPSK	1	0	9	Front	1:1	0.094	38.36		
793.00	23330	Mid	LTE Band 14	10	24.11	0	Open	QPSK	1	0	16	Bottom	1:1	0.046	41.46		
793.00	23330	Mid	LTE Band 14	10	24.11	0	Open	QPSK	1	0	0	Right	1:1	1.270	27.05		
793.00	23330	Mid	LTE Band 14	10	23.14	1	Open	QPSK	25	12	0	Right	1:1	1.020	27.03		
793.00	23330	Mid	LTE Band 14	10	24.11	0	Closed	QPSK	1	0	10	Back	1:1	0.275	33.70		
793.00	23330	Mid	LTE Band 14	10	24.11	0	Closed	QPSK	1	0	0	Front	1:1	0.086	38.74		
793.00	23330	Mid	LTE Band 14	10	24.11	0	Closed	QPSK	1	0	12	Bottom	1:1	0.079	39.11		
793.00	23330	Mid	LTE Band 14	10	24.11	0	Closed	QPSK	1	0	0	Right	1:1	0.866	28.71		
831.50	26865	Mid	LTE Band 26 (Cell)	15	24.74	0	Open	QPSK	1	36	12	Back	1:1	0.389	32.82		
831.50	26865	Mid	LTE Band 26 (Cell)	15	24.74	0	Open	QPSK	1	36	9	Front	1:1	0.132	37.51		
831.50	26865	Mid	LTE Band 26 (Cell)	15	24.74	0	Open	QPSK	1	36	16	Bottom	1:1	0.112	38.23		
831.50	26865	Mid	LTE Band 26 (Cell)	15	24.74	0	Open	QPSK	1	36	0	Right	1:1	1.250	27.75		
831.50	26865	Mid	LTE Band 26 (Cell)	15	23.84	1	Open	QPSK	36	37	0	Right	1:1	1.040	27.65		
831.50	26865	Mid	LTE Band 26 (Cell)	15	24.74	0	Closed	QPSK	1	36	10	Back	1:1	0.444	32.25		
831.50	26865	Mid	LTE Band 26 (Cell)	15	24.74	0	Closed	QPSK	1	36	0	Front	1:1	0.185	35.82		
831.50	26865	Mid	LTE Band 26 (Cell)	15	24.74	0	Closed	QPSK	1	36	12	Bottom	1:1	0.165	36.54		
831.50	26865	Mid	LTE Band 26 (Cell)	15	24.74	0	Closed	QPSK	1	36	0	Right	1:1	0.885	29.25		
836.50	20525	Mid	LTE Band 5 (Cell)	10	24.85	0	Open	QPSK	1	0	12	Back	1:1	0.411	32.69		
836.50	20525	Mid	LTE Band 5 (Cell)	10	24.85	0	Open	QPSK	1	0	9	Front	1:1	0.144	37.25		
836.50	20525	Mid	LTE Band 5 (Cell)	10	24.85	0	Open	QPSK	1	0	16	Bottom	1:1	0.086	39.48		
836.50	20525	Mid	LTE Band 5 (Cell)	10	24.85	0	Open	QPSK	1	0	0	Right	1:1	1.400	27.37		
836.50	20525	Mid	LTE Band 5 (Cell)	10	23.98	1	Open	QPSK	25	12	0	Right	1:1	1.180	27.24		
836.50	20525	Mid	LTE Band 5 (Cell)	10	24.85	0	Closed	QPSK	1	0	10	Back	1:1	0.446	32.34		
836.50	20525	Mid	LTE Band 5 (Cell)	10	24.85	0	Closed	QPSK	1	0	0	Front	1:1	0.193	35.97		
836.50	20525	Mid	LTE Band 5 (Cell)	10	24.85	0	Closed	QPSK	1	0	12	Bottom	1:1	0.140	37.37		
836.50	20525	Mid	LTE Band 5 (Cell)	10	24.85	0	Closed	QPSK	1	0	0	Right	1:1	0.908	29.25		

For some bands/modes, a lower P_{Limit} was selected as a more conservative evaluation.
Data highlighted in blue was tested and provided by the manufacturer.




FCC ID: A3LSMF916U	 Proud to be part of 	PART 0 SAR CHAR REPORT		Approved by: Quality Manager
Test Dates: 06/28/20 – 08/24/20	DUT Type: Portable Handset			APPENDIX A: Page 21 of 38

Table A-22
DSI = 0 P_{Limit} Calculations – 4G Phablet and UMPC SAR

MEASUREMENT RESULTS																																
FREQUENCY		Mode	Bandwidth [MHz]	Conducted Power [dBm]	MPR [dB]	Configuration	Modulation	RB Size	RB Offset	Spacing	Side	Duty Cycle	SAR (10g)	PLimit	Minimum PLimit																	
MHz	Ch.												[W/kg]	[dBm]	[dBm]																	
1770.00	132572	High	LTE Band 66 (AWS)	20	24.30	0	Open	QPSK	1	99	12	Back	1:1	0.342	32.94	26.65																
1770.00	132572	High	LTE Band 66 (AWS)	20	23.32	1	Open	QPSK	50	25	12	Back	1:1	0.277	32.87		26.65															
1770.00	132572	High	LTE Band 66 (AWS)	20	24.30	0	Open	QPSK	1	99	9	Front	1:1	0.476	31.50			26.65														
1770.00	132572	High	LTE Band 66 (AWS)	20	23.32	1	Open	QPSK	50	25	9	Front	1:1	0.382	31.48				26.65													
1770.00	132572	High	LTE Band 66 (AWS)	20	24.30	0	Open	QPSK	1	99	16	Bottom	1:1	0.328	33.12					26.65												
1770.00	132572	High	LTE Band 66 (AWS)	20	23.32	1	Open	QPSK	50	25	16	Bottom	1:1	0.268	33.02						26.65											
1770.00	132572	High	LTE Band 66 (AWS)	20	24.30	0	Open	QPSK	1	99	0	Right	1:1	1.390	26.85							26.65										
1770.00	132572	High	LTE Band 66 (AWS)	20	23.32	1	Open	QPSK	50	25	0	Right	1:1	1.160	26.85								26.65									
1770.00	132572	High	LTE Band 66 (AWS)	20	24.30	0	Closed	QPSK	1	99	10	Back	1:1	0.956	28.47									26.65								
1770.00	132572	High	LTE Band 66 (AWS)	20	23.32	1	Closed	QPSK	50	25	10	Back	1:1	0.801	28.26										26.65							
1770.00	132572	High	LTE Band 66 (AWS)	20	24.30	0	Closed	QPSK	1	99	0	Front	1:1	0.573	30.70											26.65						
1770.00	132572	High	LTE Band 66 (AWS)	20	23.32	1	Closed	QPSK	50	25	0	Front	1:1	0.483	30.46												26.65					
1770.00	132572	High	LTE Band 66 (AWS)	20	24.30	0	Closed	QPSK	1	99	12	Bottom	1:1	0.797	29.26													26.65				
1770.00	132572	High	LTE Band 66 (AWS)	20	23.32	1	Closed	QPSK	50	25	12	Bottom	1:1	0.663	29.08														26.65			
1770.00	132572	High	LTE Band 66 (AWS)	20	24.30	0	Closed	QPSK	1	99	0	Right	1:1	1.100	27.87															26.65		
1770.00	132572	High	LTE Band 66 (AWS)	20	23.32	1	Closed	QPSK	50	25	0	Right	1:1	0.914	27.69																26.65	
1770.00	132572	High	LTE Band 66 (AWS)	20	24.30	0	Closed	QPSK	1	99	0	Left	1:1	0.272	33.93																	26.65
1770.00	132572	High	LTE Band 66 (AWS)	20	23.32	1	Closed	QPSK	50	25	0	Left	1:1	0.222	33.84																	
1860.00	26140	Low	LTE Band 25 (PCS)	20	24.47	0	Open	QPSK	1	0	12	Back	1:1	0.367	32.80	25.29																
1860.00	26140	Low	LTE Band 25 (PCS)	20	23.68	1	Open	QPSK	50	0	12	Back	1:1	0.284	33.13		25.29															
1860.00	26140	Low	LTE Band 25 (PCS)	20	24.47	0	Open	QPSK	1	0	9	Front	1:1	0.389	32.55			25.29														
1860.00	26140	Low	LTE Band 25 (PCS)	20	23.68	1	Open	QPSK	50	0	9	Front	1:1	0.301	32.87				25.29													
1860.00	26140	Low	LTE Band 25 (PCS)	20	24.47	0	Open	QPSK	1	0	16	Bottom	1:1	0.334	33.21					25.29												
1860.00	26140	Low	LTE Band 25 (PCS)	20	23.68	1	Open	QPSK	50	0	16	Bottom	1:1	0.267	33.39						25.29											
1860.00	26140	Low	LTE Band 25 (PCS)	20	24.47	0	Open	QPSK	1	0	0	Right	1:1	1.130	27.92							25.29										
1860.00	26140	Low	LTE Band 25 (PCS)	20	23.68	1	Open	QPSK	50	0	0	Right	1:1	0.867	28.28								25.29									
1860.00	26140	Low	LTE Band 25 (PCS)	20	24.47	0	Closed	QPSK	1	0	10	Back	1:1	0.463	31.79									25.29								
1860.00	26140	Low	LTE Band 25 (PCS)	20	23.68	1	Closed	QPSK	50	0	10	Back	1:1	0.355	32.16										25.29							
1860.00	26140	Low	LTE Band 25 (PCS)	20	24.47	0	Closed	QPSK	1	0	0	Front	1:1	0.478	31.66											25.29						
1860.00	26140	Low	LTE Band 25 (PCS)	20	23.68	1	Closed	QPSK	50	0	0	Front	1:1	0.374	31.93												25.29					
1860.00	26140	Low	LTE Band 25 (PCS)	20	24.47	0	Closed	QPSK	1	0	12	Bottom	1:1	0.754	29.68													25.29				
1860.00	26140	Low	LTE Band 25 (PCS)	20	23.68	1	Closed	QPSK	50	0	12	Bottom	1:1	0.612	29.79														25.29			
1860.00	26140	Low	LTE Band 25 (PCS)	20	24.47	0	Closed	QPSK	1	0	0	Right	1:1	1.960	25.53															25.29		
1882.50	26365	Mid	LTE Band 25 (PCS)	20	24.05	0	Closed	QPSK	1	99	0	Right	1:1	1.880	25.29																25.29	
1905.00	26590	High	LTE Band 25 (PCS)	20	24.22	0	Closed	QPSK	1	99	0	Right	1:1	1.330	26.96																	25.29
1860.00	26140	Low	LTE Band 25 (PCS)	20	23.68	1	Closed	QPSK	50	0	0	Right	1:1	1.620	25.56																	
1860.00	26140	Low	LTE Band 25 (PCS)	20	23.51	1	Closed	QPSK	100	0	0	Right	1:1	1.580	25.50	25.29																
1860.00	26140	Low	LTE Band 25 (PCS)	20	24.47	0	Closed	QPSK	1	0	0	Left	1:1	0.214	35.15		25.29															
1860.00	26140	Low	LTE Band 25 (PCS)	20	23.68	1	Closed	QPSK	50	0	0	Left	1:1	0.158	35.67			25.29														
2310.00	27710	Mid	LTE Band 30	10	23.84	0	Open	QPSK	1	0	12	Back	1:1	0.257	33.72				28.10													
2310.00	27710	Mid	LTE Band 30	10	22.92	1	Open	QPSK	25	12	12	Back	1:1	0.203	33.82					28.10												
2310.00	27710	Mid	LTE Band 30	10	23.84	0	Open	QPSK	1	0	9	Front	1:1	0.281	33.33						28.10											
2310.00	27710	Mid	LTE Band 30	10	22.92	1	Open	QPSK	25	12	9	Front	1:1	0.219	33.49							28.10										
2310.00	27710	Mid	LTE Band 30	10	23.84	0	Open	QPSK	1	0	16	Bottom	1:1	0.319	32.78								28.10									
2310.00	27710	Mid	LTE Band 30	10	22.92	1	Open	QPSK	25	12	16	Bottom	1:1	0.253	32.87									28.10								
2310.00	27710	Mid	LTE Band 30	10	23.84	0	Open	QPSK	1	0	0	Right	1:1	0.544	30.46										28.10							
2310.00	27710	Mid	LTE Band 30	10	22.92	1	Open	QPSK	25	12	0	Right	1:1	0.446	30.41											28.10						
2310.00	27710	Mid	LTE Band 30	10	23.84	0	Closed	QPSK	1	0	10	Back	1:1	0.629	29.83												28.10					
2310.00	27710	Mid	LTE Band 30	10	22.92	1	Closed	QPSK	25	12	10	Back	1:1	0.500	29.91													28.10				
2310.00	27710	Mid	LTE Band 30	10	23.84	0	Closed	QPSK	1	0	0	Front	1:1	0.481	31.00														28.10			
2310.00	27710	Mid	LTE Band 30	10	22.92	1	Closed	QPSK	25	12	0	Front	1:1	0.378	31.12															28.10		
2310.00	27710	Mid	LTE Band 30	10	23.84	0	Closed	QPSK	1	0	12	Bottom	1:1	0.792	28.83																28.10	
2310.00	27710	Mid	LTE Band 30	10	22.92	1	Closed	QPSK	25	12	12	Bottom	1:1	0.632	28.89																	28.10
2310.00	27710	Mid	LTE Band 30	10	23.84	0	Closed	QPSK	1	0	0	Right	1:1	0.932	28.13																	
2310.00	27710	Mid	LTE Band 30	10	22.92	1	Closed	QPSK	25	12	0	Right	1:1	0.759	28.10	28.10																
2310.00	27710	Mid	LTE Band 30	10	23.84	0	Closed	QPSK	1	0	0	Left	1:1	0.315	32.84		28.10															
2310.00	27710	Mid	LTE Band 30	10	22.92	1	Closed	QPSK	25	12	0	Left	1:1	0.240	33.10			28.10														

For some bands/modes, a lower P_{Limit} was selected as a more conservative evaluation.




FCC ID: A3LSMF916U	 Proud to be part of 	PART 0 SAR CHAR REPORT		Approved by: Quality Manager
Test Dates: 06/28/20 – 08/24/20	DUT Type: Portable Handset	APPENDIX A: Page 22 of 38		

Table A-23
DSI = 0 P_{Limit} Calculations – 4G Phablet and UMPC SAR

MEASUREMENT RESULTS																
FREQUENCY			Mode	Bandwidth [MHz]	Conducted Power [dBm]	MPR [dB]	Configuration	Modulation	RB Size	RB Offset	Spacing	Side	Duty Cycle	SAR (10g)	P _{Limit}	Minimum P _{Limit}
MHz	Ch.	(W/kg)												[dBm]	[dBm]	
2560.00	21350	High	LTE Band 7	20	23.92	0	Open	QPSK	1	0	12	Back	1:1	0.705	29.42	24.87
2560.00	21350	High	LTE Band 7	20	23.92	0	Open	QPSK	1	0	9	Front	1:1	0.576	30.30	
2560.00	21350	High	LTE Band 7	20	23.92	0	Open	QPSK	1	0	16	Bottom	1:1	0.619	29.98	
2560.00	21350	High	LTE Band 7	20	23.92	0	Open	QPSK	1	0	0	Right	1:1	0.481	31.08	
2560.00	21350	High	LTE Band 7	20	23.92	0	Closed	QPSK	1	0	10	Back	1:1	0.594	30.16	
2560.00	21350	High	LTE Band 7	20	23.92	0	Closed	QPSK	1	0	0	Front	1:1	2.010	24.87	
2560.00	21350	High	LTE Band 7	20	23.92	0	Closed	QPSK	1	0	12	Bottom	1:1	1.020	27.81	
2560.00	21350	High	LTE Band 7	20	23.92	0	Closed	QPSK	1	0	0	Right	1:1	0.810	28.81	
2560.00	21350	High	LTE Band 7	20	23.92	0	Closed	QPSK	1	0	0	Left	1:1	0.349	32.47	
3690.00	56640	High	LTE Band 48	20	20.34	0	Open	QPSK	1	50	0	Back	1:1.58	0.652	24.19	19.68
3690.00	56640	High	LTE Band 48	20	20.49	0	Open	QPSK	50	0	0	Back	1:1.58	0.635	24.46	
3690.00	56640	High	LTE Band 48	20	20.34	0	Open	QPSK	1	50	0	Front	1:1.58	0.590	24.62	
3690.00	56640	High	LTE Band 48	20	20.49	0	Open	QPSK	50	0	0	Front	1:1.58	0.590	24.77	
3560.00	55340	Low	LTE Band 48	20	20.01	0	Open	QPSK	1	50	0	Top	1:1.58	1.360	20.67	
3603.30	55773	Low-Mid	LTE Band 48	20	19.85	0	Open	QPSK	1	50	0	Top	1:1.58	1.380	20.44	
3646.70	56207	Mid-High	LTE Band 48	20	20.20	0	Open	QPSK	1	50	0	Top	1:1.58	1.570	20.23	
3690.00	56640	High	LTE Band 48	20	20.34	0	Open	QPSK	1	50	0	Top	1:1.58	1.790	19.80	
3560.00	55340	Low	LTE Band 48	20	20.00	0	Open	QPSK	50	25	0	Top	1:1.58	1.400	20.53	
3603.30	55773	Low-Mid	LTE Band 48	20	19.98	0	Open	QPSK	50	0	0	Top	1:1.58	1.440	20.39	
3646.70	56207	Mid-High	LTE Band 48	20	20.21	0	Open	QPSK	50	25	0	Top	1:1.58	1.610	20.14	
3690.00	56640	High	LTE Band 48	20	20.49	0	Open	QPSK	50	0	0	Top	1:1.58	1.810	19.91	
3690.00	56640	High	LTE Band 48	20	20.33	0	Open	QPSK	100	0	0	Top	1:1.58	1.840	19.68	
3690.00	56640	High	LTE Band 48	20	20.34	0	Closed	QPSK	1	50	0	Back	1:1.58	0.655	24.17	
3690.00	56640	High	LTE Band 48	20	20.34	0	Closed	QPSK	1	50	0	Front	1:1.58	0.061	34.48	
3690.00	56640	High	LTE Band 48	20	20.34	0	Closed	QPSK	1	50	0	Top	1:1.58	1.800	19.78	
3690.00	56640	High	LTE Band 48	20	20.34	0	Closed	QPSK	1	50	0	Left	1:1.58	0.044	35.90	
2680.00	41490	High	LTE Band 41	20	24.43	0	Open	QPSK	1	50	12	Back	1:1.58	0.502	29.42	26.25
2680.00	41490	High	LTE Band 41	20	24.43	0	Open	QPSK	1	50	9	Front	1:1.58	0.433	30.06	
2680.00	41490	High	LTE Band 41	20	24.43	0	Open	QPSK	1	50	16	Bottom	1:1.58	0.469	29.71	
2680.00	41490	High	LTE Band 41	20	24.43	0	Open	QPSK	1	50	0	Right	1:1.58	0.480	29.61	
2680.00	41490	High	LTE Band 41	20	24.43	0	Closed	QPSK	1	50	10	Back	1:1.58	0.748	27.68	
2680.00	41490	High	LTE Band 41	20	24.43	0	Closed	QPSK	1	50	0	Front	1:1.58	0.738	27.74	
2680.00	41490	High	LTE Band 41	20	24.43	0	Closed	QPSK	1	50	12	Bottom	1:1.58	1.040	26.25	
2680.00	41490	High	LTE Band 41	20	24.43	0	Closed	QPSK	1	50	0	Right	1:1.58	0.521	29.26	
2680.00	41490	High	LTE Band 41	20	24.43	0	Closed	QPSK	1	50	0	Left	1:1.58	0.176	33.97	

For some bands/modes, a lower P_{Limit} was selected as a more conservative evaluation.



FCC ID: A3LSMF916U	 <small>Proud to be part of element</small>	PART 0 SAR CHAR REPORT		Approved by: Quality Manager
Test Dates: 06/28/20 – 08/24/20	DUT Type: Portable Handset	APPENDIX A: Page 23 of 38		

Table A-24
DSI = 1 or DSI = 2 P_{Limit} Calculations – 4G Phablet and UMPC SAR

MEASUREMENT RESULTS																
FREQ	Ch	Mode	Bandwidth (MHz)	Conducted Power (dBm)	MFR (dB)	Configuration	Modulation	RB Size	RB Offset	Spacing (mm)	Side	Duty Cycle	SAR (W/kg)	PLimit (dBm)	Minimum PLimit (dBm)	
													(W/kg)	(dBm)	(dBm)	
680.50	133297	Md	LTE Band 71	20	24.67	0	Open	QPSK	1	0	0	Back	1:1	1.185	27.93	
680.50	133297	Md	LTE Band 71	20	23.77	1	Open	QPSK	50	50	0	Back	1:1	0.883	28.29	
680.50	133297	Md	LTE Band 71	20	24.67	0	Open	QPSK	1	0	0	Front	1:1	0.754	30.17	
680.50	133297	Md	LTE Band 71	20	23.77	1	Open	QPSK	50	50	0	Front	1:1	0.518	30.61	
680.50	133297	Md	LTE Band 71	20	24.67	0	Open	QPSK	1	0	0	Bottom	1:1	0.728	30.03	
680.50	133297	Md	LTE Band 71	20	23.77	1	Open	QPSK	50	50	0	Bottom	1:1	0.520	30.59	
680.50	133297	Md	LTE Band 71	20	24.67	0	Open	QPSK	1	0	0	Right	1:1	0.998	28.66	
680.50	133297	Md	LTE Band 71	20	23.77	1	Open	QPSK	50	50	0	Right	1:1	0.819	28.82	
680.50	133297	Md	LTE Band 71	20	24.67	0	Closed	QPSK	1	0	0	Back	1:1	0.812	29.05	
680.50	133297	Md	LTE Band 71	20	24.67	0	Closed	QPSK	1	0	0	Front	1:1	0.116	38.04	
680.50	133297	Md	LTE Band 71	20	24.67	0	Closed	QPSK	1	0	0	Bottom	1:1	1.289	27.55	
680.50	133297	Md	LTE Band 71	20	24.67	0	Closed	QPSK	1	0	0	Right	1:1	0.730	30.02	
707.50	23095	Md	LTE Band 12	10	25.10	0	Open	QPSK	1	49	0	Back	1:1	0.850	29.79	
707.50	23095	Md	LTE Band 12	10	24.06	1	Open	QPSK	25	25	0	Back	1:1	0.733	29.30	
707.50	23095	Md	LTE Band 12	10	25.10	0	Open	QPSK	1	49	0	Front	1:1	0.711	30.56	
707.50	23095	Md	LTE Band 12	10	24.06	1	Open	QPSK	25	25	0	Front	1:1	0.603	30.24	
707.50	23095	Md	LTE Band 12	10	25.10	0	Open	QPSK	1	49	0	Bottom	1:1	0.606	31.25	
707.50	23095	Md	LTE Band 12	10	24.06	1	Open	QPSK	25	25	0	Bottom	1:1	0.521	30.87	
707.50	23095	Md	LTE Band 12	10	25.10	0	Open	QPSK	1	49	0	Right	1:1	1.120	28.59	
707.50	23095	Md	LTE Band 12	10	24.06	1	Open	QPSK	25	25	0	Right	1:1	0.836	28.33	
707.50	23095	Md	LTE Band 12	10	25.10	0	Closed	QPSK	1	49	0	Back	1:1	0.796	30.07	
707.50	23095	Md	LTE Band 12	10	25.10	0	Closed	QPSK	1	49	0	Front	1:1	0.143	37.53	
707.50	23095	Md	LTE Band 12	10	25.10	0	Closed	QPSK	1	49	0	Bottom	1:1	1.029	28.86	
707.50	23095	Md	LTE Band 12	10	25.10	0	Closed	QPSK	1	49	0	Right	1:1	0.768	30.23	
782.00	23230	Md	LTE Band 13	10	24.15	0	Open	QPSK	1	49	0	Back	1:1	1.150	27.52	
782.00	23230	Md	LTE Band 13	10	23.35	1	Open	QPSK	25	0	0	Back	1:1	1.020	27.24	
782.00	23230	Md	LTE Band 13	10	24.15	0	Open	QPSK	1	49	0	Front	1:1	1.030	28.00	
782.00	23230	Md	LTE Band 13	10	23.35	1	Open	QPSK	25	0	0	Front	1:1	0.822	28.18	
782.00	23230	Md	LTE Band 13	10	24.15	0	Open	QPSK	1	49	0	Bottom	1:1	0.754	29.30	
782.00	23230	Md	LTE Band 13	10	23.35	1	Open	QPSK	25	0	0	Bottom	1:1	0.639	29.27	
782.00	23230	Md	LTE Band 13	10	24.15	0	Open	QPSK	1	49	0	Right	1:1	1.270	27.09	
782.00	23230	Md	LTE Band 13	10	23.35	1	Open	QPSK	25	0	0	Right	1:1	1.020	27.24	
782.00	23230	Md	LTE Band 13	10	24.15	0	Open	QPSK	1	49	0	Back	1:1	0.712	29.80	
782.00	23230	Md	LTE Band 13	10	24.15	0	Open	QPSK	1	49	0	Front	1:1	0.209	34.83	
782.00	23230	Md	LTE Band 13	10	24.15	0	Open	QPSK	1	49	0	Bottom	1:1	0.777	29.23	
782.00	23230	Md	LTE Band 13	10	24.15	0	Open	QPSK	1	49	0	Right	1:1	0.568	30.66	
793.00	23330	Md	LTE Band 14	10	24.11	0	Open	QPSK	1	0	0	Back	1:1	1.470	26.42	
793.00	23330	Md	LTE Band 14	10	23.14	1	Open	QPSK	25	12	0	Back	1:1	1.220	26.26	
793.00	23330	Md	LTE Band 14	10	23.04	1	Open	QPSK	50	0	0	Back	1:1	1.060	26.77	
793.00	23330	Md	LTE Band 14	10	24.11	0	Open	QPSK	1	0	0	Front	1:1	1.100	27.68	
793.00	23330	Md	LTE Band 14	10	23.14	1	Open	QPSK	25	12	0	Front	1:1	0.894	27.61	
793.00	23330	Md	LTE Band 14	10	24.11	0	Open	QPSK	1	0	0	Bottom	1:1	0.701	29.83	
793.00	23330	Md	LTE Band 14	10	23.14	1	Open	QPSK	25	12	0	Bottom	1:1	0.548	29.75	
793.00	23330	Md	LTE Band 14	10	24.11	0	Open	QPSK	1	0	0	Right	1:1	1.270	27.05	
793.00	23330	Md	LTE Band 14	10	23.14	1	Open	QPSK	25	12	0	Right	1:1	1.020	27.03	
793.00	23330	Md	LTE Band 14	10	24.11	0	Closed	QPSK	1	0	0	Back	1:1	0.820	30.17	
793.00	23330	Md	LTE Band 14	10	24.11	0	Closed	QPSK	1	0	0	Front	1:1	0.688	38.74	
793.00	23330	Md	LTE Band 14	10	24.11	0	Closed	QPSK	1	0	0	Bottom	1:1	0.625	30.13	
793.00	23330	Md	LTE Band 14	10	24.11	0	Closed	QPSK	1	0	0	Right	1:1	0.368	28.71	
831.50	26865	Md	LTE Band 26 (Cell)	15	24.74	0	Open	QPSK	1	36	0	Back	1:1	1.620	26.62	
831.50	26865	Md	LTE Band 26 (Cell)	15	23.84	1	Open	QPSK	36	37	0	Back	1:1	1.340	26.55	
831.50	26865	Md	LTE Band 26 (Cell)	15	23.72	1	Open	QPSK	75	0	0	Back	1:1	1.360	26.36	
831.50	26865	Md	LTE Band 26 (Cell)	15	24.74	0	Open	QPSK	1	36	0	Front	1:1	1.230	27.82	
831.50	26865	Md	LTE Band 26 (Cell)	15	23.84	1	Open	QPSK	36	37	0	Front	1:1	0.992	27.85	
831.50	26865	Md	LTE Band 26 (Cell)	15	24.74	0	Open	QPSK	1	36	0	Bottom	1:1	0.800	29.89	
831.50	26865	Md	LTE Band 26 (Cell)	15	23.84	1	Open	QPSK	36	37	0	Bottom	1:1	0.621	29.89	
831.50	26865	Md	LTE Band 26 (Cell)	15	24.74	0	Open	QPSK	1	36	0	Right	1:1	1.250	27.75	
831.50	26865	Md	LTE Band 26 (Cell)	15	23.84	1	Open	QPSK	36	37	0	Right	1:1	1.040	27.65	
831.50	26865	Md	LTE Band 26 (Cell)	15	24.74	0	Closed	QPSK	1	36	0	Back	1:1	1.149	28.12	
831.50	26865	Md	LTE Band 26 (Cell)	15	24.74	0	Closed	QPSK	1	36	0	Front	1:1	0.169	35.82	
831.50	26865	Md	LTE Band 26 (Cell)	15	24.74	0	Closed	QPSK	1	36	0	Bottom	1:1	1.289	27.29	
831.50	26865	Md	LTE Band 26 (Cell)	15	24.74	0	Closed	QPSK	1	36	0	Right	1:1	0.885	29.25	
836.50	20525	Md	LTE Band 5 (Cell)	10	24.85	0	Open	QPSK	1	0	0	Back	1:1	1.830	26.20	
836.50	20525	Md	LTE Band 5 (Cell)	10	23.98	1	Open	QPSK	25	12	0	Back	1:1	1.470	26.29	
836.50	20525	Md	LTE Band 5 (Cell)	10	23.78	1	Open	QPSK	50	0	0	Back	1:1	1.450	26.15	
836.50	20525	Md	LTE Band 5 (Cell)	10	24.85	0	Open	QPSK	1	0	0	Front	1:1	1.270	27.79	
836.50	20525	Md	LTE Band 5 (Cell)	10	23.98	1	Open	QPSK	25	12	0	Front	1:1	1.020	27.87	
836.50	20525	Md	LTE Band 5 (Cell)	10	24.85	0	Open	QPSK	1	0	0	Bottom	1:1	0.895	30.41	
836.50	20525	Md	LTE Band 5 (Cell)	10	23.98	1	Open	QPSK	25	12	0	Bottom	1:1	0.970	30.40	
836.50	20525	Md	LTE Band 5 (Cell)	10	24.85	0	Open	QPSK	1	0	0	Right	1:1	1.400	27.37	
836.50	20525	Md	LTE Band 5 (Cell)	10	23.98	1	Open	QPSK	25	12	0	Right	1:1	1.180	27.24	
836.50	20525	Md	LTE Band 5 (Cell)	10	24.85	0	Closed	QPSK	1	0	0	Back	1:1	1.168	28.15	
836.50	20525	Md	LTE Band 5 (Cell)	10	24.85	0	Closed	QPSK	1	0	0	Front	1:1	0.193	35.97	
836.50	20525	Md	LTE Band 5 (Cell)	10	24.85	0	Closed	QPSK	1	0	0	Bottom	1:1	1.409	27.34	
836.50	20525	Md	LTE Band 5 (Cell)	10	24.85	0	Closed	QPSK	1	0	0	Right	1:1	0.909	29.25	

For some bands/modes, a lower P_{Limit} was selected as a more conservative evaluation.
 Data highlighted in blue was tested and provided by the manufacturer.



FCC ID: A3LSMF916U	 Proud to be part of element	PART 0 SAR CHAR REPORT		Approved by: Quality Manager
Test Dates: 06/28/20 – 08/24/20	DUT Type: Portable Handset			APPENDIX A: Page 24 of 38

Table A-25
DSI = 1 or DSI = 2 P_{Limit} Calculations – 4G Phablet and UMPC SAR

MEASUREMENT RESULTS																	
FREQUENCY		Mode	Bandwidth [MHz]	Conducted Power [dBm]	MPR [dB]	Configuration	Modulation	RB Size	RB Offset	Spacing (mm)	Side	Duty Cycle	SAR (10g)	P _{Limit}	Minimum P _{Limit}		
MHz	Ch.												(W/kg)	[dBm]	[dBm]		
1770.00	132572	High	LTE Band 66 (AWS)	20	19.53	0	Open	QPSK	1	99	0	Back	1:1	1.690	21.23	19.00	
1770.00	132572	High	LTE Band 66 (AWS)	20	19.54	0	Open	QPSK	50	25	0	Back	1:1	1.740	21.11		
1770.00	132572	High	LTE Band 66 (AWS)	20	19.53	0	Open	QPSK	1	99	0	Front	1:1	0.930	23.82		
1770.00	132572	High	LTE Band 66 (AWS)	20	19.54	0	Open	QPSK	50	25	0	Front	1:1	0.951	23.74		
1720.00	132072	Low	LTE Band 66 (AWS)	20	18.92	0	Open	QPSK	1	50	0	Bottom	1:1	2.320	19.24		
1745.00	132322	Mid	LTE Band 66 (AWS)	20	19.26	0	Open	QPSK	1	50	0	Bottom	1:1	2.480	19.29		
1770.00	132572	High	LTE Band 66 (AWS)	20	19.53	0	Open	QPSK	1	99	0	Bottom	1:1	2.690	19.21		
1720.00	132072	Low	LTE Band 66 (AWS)	20	19.28	0	Open	QPSK	50	25	0	Bottom	1:1	2.460	19.35		
1745.00	132322	Mid	LTE Band 66 (AWS)	20	19.47	0	Open	QPSK	50	25	0	Bottom	1:1	2.650	19.22		
1770.00	132572	High	LTE Band 66 (AWS)	20	19.54	0	Open	QPSK	50	25	0	Bottom	1:1	2.830	19.00		
1770.00	132572	High	LTE Band 66 (AWS)	20	19.47	0	Open	QPSK	100	0	0	Bottom	1:1	2.380	19.68		
1770.00	132572	High	LTE Band 66 (AWS)	20	24.30	0	Open	QPSK	1	99	0	Right	1:1	1.390	26.85		
1770.00	132572	High	LTE Band 66 (AWS)	20	23.32	1	Open	QPSK	50	25	0	Right	1:1	1.160	26.65		
1770.00	132572	High	LTE Band 66 (AWS)	20	19.53	0	Closed	QPSK	1	99	0	Back	1:1	1.660	21.31		
1770.00	132572	High	LTE Band 66 (AWS)	20	19.54	0	Closed	QPSK	50	25	0	Back	1:1	1.670	21.29		
1770.00	132572	High	LTE Band 66 (AWS)	20	24.30	0	Closed	QPSK	1	99	0	Front	1:1	0.573	30.70		
1770.00	132572	High	LTE Band 66 (AWS)	20	23.32	1	Closed	QPSK	50	25	0	Front	1:1	0.483	30.46		
1770.00	132572	High	LTE Band 66 (AWS)	20	19.53	0	Closed	QPSK	1	99	0	Bottom	1:1	1.670	21.28		
1720.00	132072	Low	LTE Band 66 (AWS)	20	19.28	0	Closed	QPSK	50	25	0	Bottom	1:1	1.970	20.31		
1745.00	132322	Mid	LTE Band 66 (AWS)	20	19.47	0	Closed	QPSK	50	25	0	Bottom	1:1	1.870	20.73		
1770.00	132572	High	LTE Band 66 (AWS)	20	19.54	0	Closed	QPSK	50	25	0	Bottom	1:1	1.750	21.09		
1770.00	132572	High	LTE Band 66 (AWS)	20	19.47	0	Closed	QPSK	100	0	0	Bottom	1:1	1.720	21.09		
1770.00	132572	High	LTE Band 66 (AWS)	20	24.30	0	Closed	QPSK	1	99	0	Right	1:1	1.100	27.87		
1770.00	132572	High	LTE Band 66 (AWS)	20	23.32	1	Closed	QPSK	50	25	0	Right	1:1	0.914	27.69		
1770.00	132572	High	LTE Band 66 (AWS)	20	24.30	0	Closed	QPSK	1	99	0	Left	1:1	0.272	33.93		
1770.00	132572	High	LTE Band 66 (AWS)	20	23.32	1	Closed	QPSK	50	25	0	Left	1:1	0.222	33.84		
1860.00	26140	Low	LTE Band 25 (PCS)	20	19.22	0	Open	QPSK	1	0	0	Back	1:1	1.160	22.55		19.30
1860.00	26140	Low	LTE Band 25 (PCS)	20	19.21	0	Open	QPSK	50	0	0	Back	1:1	1.180	22.47		
1860.00	26140	Low	LTE Band 25 (PCS)	20	19.22	0	Open	QPSK	1	0	0	Front	1:1	0.678	24.89		
1860.00	26140	Low	LTE Band 25 (PCS)	20	19.21	0	Open	QPSK	50	0	0	Front	1:1	0.680	24.86		
1860.00	26140	Low	LTE Band 25 (PCS)	20	19.22	0	Open	QPSK	1	0	0	Bottom	1:1	1.980	20.23		
1882.50	26365	Mid	LTE Band 25 (PCS)	20	18.76	0	Open	QPSK	1	0	0	Bottom	1:1	1.850	20.07		
1905.00	26590	High	LTE Band 25 (PCS)	20	18.99	0	Open	QPSK	1	99	0	Bottom	1:1	2.150	19.65		
1860.00	26140	Low	LTE Band 25 (PCS)	20	19.21	0	Open	QPSK	50	0	0	Bottom	1:1	2.020	20.14		
1882.50	26365	Mid	LTE Band 25 (PCS)	20	18.88	0	Open	QPSK	50	0	0	Bottom	1:1	1.850	20.19		
1905.00	26590	High	LTE Band 25 (PCS)	20	18.99	0	Open	QPSK	50	50	0	Bottom	1:1	2.330	19.30		
1860.00	26140	Low	LTE Band 25 (PCS)	20	19.07	0	Open	QPSK	100	0	0	Bottom	1:1	1.960	20.13		
1860.00	26140	Low	LTE Band 25 (PCS)	20	24.47	0	Open	QPSK	1	0	0	Right	1:1	1.130	27.92		
1860.00	26140	Low	LTE Band 25 (PCS)	20	23.68	1	Open	QPSK	50	0	0	Right	1:1	0.867	28.28		
1860.00	26140	Low	LTE Band 25 (PCS)	20	19.22	0	Closed	QPSK	1	0	0	Back	1:1	0.947	23.44		
1860.00	26140	Low	LTE Band 25 (PCS)	20	19.21	0	Closed	QPSK	50	0	0	Back	1:1	0.974	23.30		
1860.00	26140	Low	LTE Band 25 (PCS)	20	24.47	0	Closed	QPSK	1	0	0	Front	1:1	0.478	31.66		
1860.00	26140	Low	LTE Band 25 (PCS)	20	23.68	1	Closed	QPSK	50	0	0	Front	1:1	0.374	31.93		
1860.00	26140	Low	LTE Band 25 (PCS)	20	19.22	0	Closed	QPSK	1	0	0	Bottom	1:1	1.690	20.92		
1882.50	26365	Mid	LTE Band 25 (PCS)	20	18.76	0	Closed	QPSK	1	0	0	Bottom	1:1	1.300	21.60		
1905.00	26590	High	LTE Band 25 (PCS)	20	18.99	0	Closed	QPSK	1	99	0	Bottom	1:1	1.360	21.63		
1860.00	26140	Low	LTE Band 25 (PCS)	20	19.21	0	Closed	QPSK	50	0	0	Bottom	1:1	1.740	20.78		
1882.50	26365	Mid	LTE Band 25 (PCS)	20	18.88	0	Closed	QPSK	50	0	0	Bottom	1:1	1.350	21.56		
1905.00	26590	High	LTE Band 25 (PCS)	20	18.99	0	Closed	QPSK	50	50	0	Bottom	1:1	1.500	21.21		
1860.00	26140	Low	LTE Band 25 (PCS)	20	19.07	0	Closed	QPSK	100	0	0	Bottom	1:1	1.740	20.64		
1860.00	26140	Low	LTE Band 25 (PCS)	20	24.47	0	Closed	QPSK	1	0	0	Right	1:1	1.960	25.53		
1882.50	26365	Mid	LTE Band 25 (PCS)	20	24.05	0	Closed	QPSK	1	99	0	Right	1:1	1.880	25.29		
1905.00	26590	High	LTE Band 25 (PCS)	20	24.22	0	Closed	QPSK	1	99	0	Right	1:1	1.330	26.96		
1860.00	26140	Low	LTE Band 25 (PCS)	20	23.68	1	Closed	QPSK	50	0	0	Right	1:1	1.620	25.56		
1860.00	26140	Low	LTE Band 25 (PCS)	20	23.51	1	Closed	QPSK	100	0	0	Right	1:1	1.580	25.50		
1860.00	26140	Low	LTE Band 25 (PCS)	20	24.47	0	Closed	QPSK	1	0	0	Left	1:1	0.214	35.15		
1860.00	26140	Low	LTE Band 25 (PCS)	20	23.68	1	Closed	QPSK	50	0	0	Left	1:1	0.158	35.67		

For some bands/modes, a lower P_{Limit} was selected as a more conservative evaluation.



FCC ID: A3LSMF916U	 Proud to be part of element	PART 0 SAR CHAR REPORT		Approved by: Quality Manager
Test Dates: 06/28/20 – 08/24/20	DUT Type: Portable Handset			APPENDIX A: Page 25 of 38

Table A-26
DSI = 1 or DSI = 2 P_{Limit} Calculations – 4G Phablet and UMPC SAR

MEASUREMENT RESULTS															
FREQUENCY		Mode	Bandwidth (MHz)	Conducted Power (dBm)	MPR (dB)	Configuration	Modulation	RB Size	RB Offset	Spacing (mm)	Side	Duty Cycle	SAR (W/kg)	PLimit (dBm)	Minimum PLimit (dBm)
Mhz	Ch.														
2310.00	27710	Mid	LTE Band 30	10	18.90	0	Open	QPSK	1	25	0	Back	1.1	0.578	25.26
2310.00	27710	Mid	LTE Band 30	10	18.99	0	Open	QPSK	25	12	0	Back	1.1	0.593	25.24
2310.00	27710	Mid	LTE Band 30	10	18.90	0	Open	QPSK	1	25	0	Front	1.1	0.518	25.73
2310.00	27710	Mid	LTE Band 30	10	18.99	0	Open	QPSK	25	12	0	Front	1.1	0.527	25.75
2310.00	27710	Mid	LTE Band 30	10	18.90	0	Open	QPSK	1	25	0	Bottom	1.1	1.990	19.89
2310.00	27710	Mid	LTE Band 30	10	18.99	0	Open	QPSK	25	12	0	Bottom	1.1	2.030	19.89
2310.00	27710	Mid	LTE Band 30	10	18.87	0	Open	QPSK	50	0	0	Bottom	1.1	1.990	19.86
2310.00	27710	Mid	LTE Band 30	10	23.84	0	Open	QPSK	1	0	0	Right	1.1	0.544	30.46
2310.00	27710	Mid	LTE Band 30	10	22.92	1	Open	QPSK	25	12	0	Right	1.1	0.446	30.41
2310.00	27710	Mid	LTE Band 30	10	18.90	0	Closed	QPSK	1	25	0	Back	1.1	1.150	22.27
2310.00	27710	Mid	LTE Band 30	10	18.99	0	Closed	QPSK	25	12	0	Back	1.1	1.160	22.32
2310.00	27710	Mid	LTE Band 30	10	23.84	0	Closed	QPSK	1	0	0	Front	1.1	0.481	31.00
2310.00	27710	Mid	LTE Band 30	10	22.92	1	Closed	QPSK	25	12	0	Front	1.1	0.378	31.12
2310.00	27710	Mid	LTE Band 30	10	18.90	0	Closed	QPSK	1	25	0	Bottom	1.1	2.130	19.60
2310.00	27710	Mid	LTE Band 30	10	18.99	0	Closed	QPSK	25	12	0	Bottom	1.1	2.210	19.53
2310.00	27710	Mid	LTE Band 30	10	18.87	0	Closed	QPSK	50	0	0	Bottom	1.1	2.160	19.50
2310.00	27710	Mid	LTE Band 30	10	23.84	0	Closed	QPSK	1	0	0	Right	1.1	0.932	28.13
2310.00	27710	Mid	LTE Band 30	10	22.92	1	Closed	QPSK	25	12	0	Right	1.1	0.759	28.10
2310.00	27710	Mid	LTE Band 30	10	23.84	0	Closed	QPSK	1	0	0	Left	1.1	0.315	32.84
2310.00	27710	Mid	LTE Band 30	10	22.92	1	Closed	QPSK	25	12	0	Left	1.1	0.240	33.10
2560.00	21350	High	LTE Band 7	20	18.87	0	Open	QPSK	1	0	0	Back	1.1	1.330	21.41
2560.00	21350	High	LTE Band 7	20	18.80	0	Open	QPSK	50	25	0	Back	1.1	1.370	21.41
2560.00	21350	High	LTE Band 7	20	18.87	0	Open	QPSK	1	0	0	Front	1.1	1.190	21.89
2560.00	21350	High	LTE Band 7	20	18.80	0	Open	QPSK	50	25	0	Front	1.1	1.230	21.88
2510.00	20850	Low	LTE Band 7	20	18.41	0	Open	QPSK	1	99	0	Bottom	1.1	1.990	19.40
2535.00	21100	Mid	LTE Band 7	20	18.65	0	Open	QPSK	1	99	0	Bottom	1.1	2.130	19.35
2560.00	21350	High	LTE Band 7	20	18.87	0	Open	QPSK	1	0	0	Bottom	1.1	1.890	19.88
2510.00	20850	Low	LTE Band 7	20	18.50	0	Open	QPSK	50	25	0	Bottom	1.1	2.120	19.22
2535.00	21100	Mid	LTE Band 7	20	18.74	0	Open	QPSK	50	25	0	Bottom	1.1	2.280	19.14
2560.00	21350	High	LTE Band 7	20	18.80	0	Open	QPSK	50	25	0	Bottom	1.1	1.860	19.81
2560.00	21350	High	LTE Band 7	20	18.66	0	Open	QPSK	100	0	0	Bottom	1.1	2.240	19.14
2510.00	20850	Low	LTE Band 7	20	21.92	0	Open	QPSK	1	0	0	Right	1.1	0.325	30.78
2510.00	20850	Low	LTE Band 7	20	22.00	0	Open	QPSK	50	25	0	Right	1.1	0.359	30.43
2560.00	21350	High	LTE Band 7	20	18.67	0	Closed	QPSK	1	0	0	Back	1.1	1.320	21.44
2560.00	21350	High	LTE Band 7	20	18.80	0	Closed	QPSK	50	25	0	Back	1.1	1.350	21.48
2510.00	20850	Low	LTE Band 7	20	21.92	0	Closed	QPSK	1	0	0	Front	1.1	1.140	25.33
2510.00	20850	Low	LTE Band 7	20	22.00	0	Closed	QPSK	50	25	0	Front	1.1	1.240	25.05
2510.00	20850	Low	LTE Band 7	20	18.41	0	Closed	QPSK	1	99	0	Bottom	1.1	1.810	19.81
2535.00	21100	Mid	LTE Band 7	20	18.65	0	Closed	QPSK	1	99	0	Bottom	1.1	0.163	30.51
2560.00	21350	High	LTE Band 7	20	18.67	0	Closed	QPSK	1	0	0	Bottom	1.1	1.660	20.45
2510.00	20850	Low	LTE Band 7	20	18.50	0	Closed	QPSK	50	25	0	Bottom	1.1	2.150	19.16
2535.00	21100	Mid	LTE Band 7	20	18.74	0	Closed	QPSK	50	25	0	Bottom	1.1	1.770	20.24
2560.00	21350	High	LTE Band 7	20	18.80	0	Closed	QPSK	50	25	0	Bottom	1.1	1.630	20.66
2560.00	21350	High	LTE Band 7	20	18.66	0	Closed	QPSK	100	0	0	Bottom	1.1	1.640	20.49
2510.00	20850	Low	LTE Band 7	20	21.92	0	Closed	QPSK	1	0	0	Right	1.1	0.371	30.21
2510.00	20850	Low	LTE Band 7	20	22.00	0	Closed	QPSK	50	25	0	Right	1.1	0.394	30.02
2510.00	20850	Low	LTE Band 7	20	21.92	0	Closed	QPSK	1	0	0	Left	1.1	0.284	31.37
2510.00	20850	Low	LTE Band 7	20	22.00	0	Closed	QPSK	50	25	0	Left	1.1	0.294	31.30
3690.00	56640	High	LTE Band 48	20	20.34	0	Open	QPSK	1	50	0	Back	1:1.58	0.652	24.19
3690.00	56640	High	LTE Band 48	20	20.49	0	Open	QPSK	50	0	0	Back	1:1.58	0.635	24.46
3690.00	56640	High	LTE Band 48	20	20.34	0	Open	QPSK	1	50	0	Front	1:1.58	0.590	24.62
3690.00	56640	High	LTE Band 48	20	20.49	0	Open	QPSK	50	0	0	Front	1:1.58	0.590	24.77
3560.00	55340	Low	LTE Band 48	20	20.01	0	Open	QPSK	1	50	0	Top	1:1.58	1.360	20.67
3603.30	55773	Low-Mid	LTE Band 48	20	19.85	0	Open	QPSK	1	50	0	Top	1:1.58	1.390	20.44
3646.70	56207	Mid-High	LTE Band 48	20	20.20	0	Open	QPSK	1	50	0	Top	1:1.58	1.570	20.23
3690.00	56640	High	LTE Band 48	20	20.34	0	Open	QPSK	1	50	0	Top	1:1.58	1.790	19.80
3560.00	55340	Low	LTE Band 48	20	20.00	0	Open	QPSK	50	25	0	Top	1:1.58	1.400	20.53
3603.30	55773	Low-Mid	LTE Band 48	20	19.98	0	Open	QPSK	50	0	0	Top	1:1.58	1.440	20.39
3646.70	56207	Mid-High	LTE Band 48	20	20.21	0	Open	QPSK	50	25	0	Top	1:1.58	1.610	20.14
3690.00	56640	High	LTE Band 48	20	20.49	0	Open	QPSK	50	0	0	Top	1:1.58	1.810	19.91
3690.00	56640	High	LTE Band 48	20	20.33	0	Open	QPSK	100	0	0	Top	1:1.58	1.840	19.68
3690.00	56640	High	LTE Band 48	20	20.34	0	Closed	QPSK	1	50	0	Back	1:1.58	0.655	24.17
3690.00	56640	High	LTE Band 48	20	20.34	0	Closed	QPSK	1	50	0	Front	1:1.58	0.061	34.48
3690.00	56640	High	LTE Band 48	20	20.34	0	Closed	QPSK	1	50	0	Top	1:1.58	1.800	19.78
3690.00	56640	High	LTE Band 48	20	20.34	0	Closed	QPSK	1	50	0	Left	1:1.58	0.044	35.90

For some bands/modes, a lower P_{Limit} was selected as a more conservative evaluation.




FCC ID: A3LSMF916U	 Proud to be part of 	PART 0 SAR CHAR REPORT		Approved by: Quality Manager
Test Dates: 06/28/20 – 08/24/20	DUT Type: Portable Handset			APPENDIX A: Page 26 of 38

Table A-27
DSI = 1 or DSI = 2 P_{Limit} Calculations – 4G Phablet and UMPC SAR

MEASUREMENT RESULTS															
FREQUENCY		Mode	Bandwidth [MHz]	Conducted Power [dBm]	MPR [dB]	Configuration	Modulation	RB Size	RB Offset	Spacing (mm)	Side	Duty Cycle	SAR (10g) (W/kg)	PLimit [dBm]	Minimum PLimit [dBm]
MHz	Ch.														
2506.00	39750	Low	LTE Band 41	20	18.70	0	Open	QPSK	1	0	0	Back	1:1.58	1.460	19.05
2549.50	40185	Low-Mid	LTE Band 41	20	18.75	0	Open	QPSK	1	0	0	Back	1:1.58	1.690	18.46
2593.00	40620	Mid	LTE Band 41	20	18.93	0	Open	QPSK	1	50	0	Back	1:1.58	1.930	18.07
2636.50	41055	Mid-High	LTE Band 41	20	19.08	0	Open	QPSK	1	50	0	Back	1:1.58	1.990	18.08
2680.00	41490	High	LTE Band 41	20	19.39	0	Open	QPSK	1	50	0	Back	1:1.58	2.040	18.29
2506.00	39750	Low	LTE Band 41	20	18.87	0	Open	QPSK	50	0	0	Back	1:1.58	1.550	18.96
2549.50	40185	Low-Mid	LTE Band 41	20	18.99	0	Open	QPSK	50	25	0	Back	1:1.58	1.830	18.36
2593.00	40620	Mid	LTE Band 41	20	19.12	0	Open	QPSK	50	25	0	Back	1:1.58	2.030	18.04
2636.50	41055	Mid-High	LTE Band 41	20	19.27	0	Open	QPSK	50	25	0	Back	1:1.58	2.130	17.98
2680.00	41490	High	LTE Band 41	20	19.47	0	Open	QPSK	50	25	0	Back	1:1.58	2.130	18.18
2680.00	41490	High	LTE Band 41	20	19.38	0	Open	QPSK	100	0	0	Back	1:1.58	2.020	18.32
2680.00	41490	High	LTE Band 41	20	19.39	0	Open	QPSK	1	50	0	Front	1:1.58	1.030	21.26
2680.00	41490	High	LTE Band 41	20	19.47	0	Open	QPSK	50	25	0	Front	1:1.58	1.110	21.01
2506.00	39750	Low	LTE Band 41	20	18.70	0	Open	QPSK	1	0	0	Bottom	1:1.58	1.540	18.82
2549.50	40185	Low-Mid	LTE Band 41	20	18.75	0	Open	QPSK	1	0	0	Bottom	1:1.58	1.580	18.76
2593.00	40620	Mid	LTE Band 41	20	18.93	0	Open	QPSK	1	50	0	Bottom	1:1.58	1.650	18.75
2636.50	41055	Mid-High	LTE Band 41	20	19.08	0	Open	QPSK	1	50	0	Bottom	1:1.58	1.720	18.72
2680.00	41490	High	LTE Band 41	20	19.39	0	Open	QPSK	1	50	0	Bottom	1:1.58	1.670	19.16
2506.00	39750	Low	LTE Band 41	20	18.87	0	Open	QPSK	50	0	0	Bottom	1:1.58	1.580	18.88
2549.50	40185	Low-Mid	LTE Band 41	20	18.99	0	Open	QPSK	50	25	0	Bottom	1:1.58	1.660	18.78
2593.00	40620	Mid	LTE Band 41	20	19.12	0	Open	QPSK	50	25	0	Bottom	1:1.58	1.720	18.76
2636.50	41055	Mid-High	LTE Band 41	20	19.27	0	Open	QPSK	50	25	0	Bottom	1:1.58	1.730	18.88
2680.00	41490	High	LTE Band 41	20	19.47	0	Open	QPSK	50	25	0	Bottom	1:1.58	1.720	19.11
2680.00	41490	High	LTE Band 41	20	19.38	0	Open	QPSK	100	0	0	Bottom	1:1.58	1.800	18.82
2680.00	41490	High	LTE Band 41	20	22.89	0	Open	QPSK	1	50	0	Right	1:1.58	0.448	28.37
2680.00	41490	High	LTE Band 41	20	23.05	0	Open	QPSK	50	50	0	Right	1:1.58	0.453	28.48
2506.00	39750	Low	LTE Band 41	20	18.70	0	Closed	QPSK	1	0	0	Back	1:1.58	1.400	19.23
2549.50	40185	Low-Mid	LTE Band 41	20	18.75	0	Closed	QPSK	1	0	0	Back	1:1.58	1.430	19.19
2593.00	40620	Mid	LTE Band 41	20	18.93	0	Closed	QPSK	1	50	0	Back	1:1.58	1.720	18.57
2636.50	41055	Mid-High	LTE Band 41	20	19.08	0	Closed	QPSK	1	50	0	Back	1:1.58	1.960	18.15
2680.00	41490	High	LTE Band 41	20	19.39	0	Closed	QPSK	1	50	0	Back	1:1.58	2.080	18.20
2506.00	39750	Low	LTE Band 41	20	18.87	0	Closed	QPSK	50	0	0	Back	1:1.58	1.460	19.22
2549.50	40185	Low-Mid	LTE Band 41	20	18.99	0	Closed	QPSK	50	25	0	Back	1:1.58	1.490	19.25
2593.00	40620	Mid	LTE Band 41	20	19.12	0	Closed	QPSK	50	25	0	Back	1:1.58	1.790	18.58
2636.50	41055	Mid-High	LTE Band 41	20	19.27	0	Closed	QPSK	50	25	0	Back	1:1.58	2.000	18.25
2680.00	41490	High	LTE Band 41	20	19.47	0	Closed	QPSK	50	25	0	Back	1:1.58	2.120	18.20
2680.00	41490	High	LTE Band 41	20	19.38	0	Closed	QPSK	100	0	0	Back	1:1.58	2.110	18.13
2680.00	41490	High	LTE Band 41	20	22.89	0	Closed	QPSK	1	50	0	Front	1:1.58	0.169	32.60
2680.00	41490	High	LTE Band 41	20	23.05	0	Closed	QPSK	50	50	0	Front	1:1.58	0.170	32.74
2506.00	39750	Low	LTE Band 41	20	18.70	0	Closed	QPSK	1	0	0	Bottom	1:1.58	1.720	18.34
2549.50	40185	Low-Mid	LTE Band 41	20	18.75	0	Closed	QPSK	1	0	0	Bottom	1:1.58	1.710	18.41
2593.00	40620	Mid	LTE Band 41	20	18.93	0	Closed	QPSK	1	50	0	Bottom	1:1.58	1.930	18.07
2636.50	41055	Mid-High	LTE Band 41	20	19.08	0	Closed	QPSK	1	50	0	Bottom	1:1.58	2.030	18.00
2680.00	41490	High	LTE Band 41	20	19.39	0	Closed	QPSK	1	50	0	Bottom	1:1.58	2.110	18.14
2506.00	39750	Low	LTE Band 41	20	18.87	0	Closed	QPSK	50	0	0	Bottom	1:1.58	1.800	18.31
2549.50	40185	Low-Mid	LTE Band 41	20	18.99	0	Closed	QPSK	50	25	0	Bottom	1:1.58	1.830	18.36
2593.00	40620	Mid	LTE Band 41	20	19.12	0	Closed	QPSK	50	25	0	Bottom	1:1.58	1.990	18.12
2636.50	41055	Mid-High	LTE Band 41	20	19.27	0	Closed	QPSK	50	25	0	Bottom	1:1.58	2.100	18.04
2680.00	41490	High	LTE Band 41	20	19.47	0	Closed	QPSK	50	25	0	Bottom	1:1.58	2.150	18.14
2680.00	41490	High	LTE Band 41	20	19.38	0	Closed	QPSK	100	0	0	Bottom	1:1.58	2.370	17.63
2680.00	41490	High	LTE Band 41	20	22.89	0	Closed	QPSK	1	50	0	Right	1:1.58	0.408	28.80
2680.00	41490	High	LTE Band 41	20	23.05	0	Closed	QPSK	50	50	0	Right	1:1.58	0.414	28.87
2680.00	41490	High	LTE Band 41	20	22.89	0	Closed	QPSK	1	50	0	Left	1:1.58	0.205	31.77
2680.00	41490	High	LTE Band 41	20	23.05	0	Closed	QPSK	50	50	0	Left	1:1.58	0.195	32.14

17.63

For some bands/modes, a lower P_{Limit} was selected as a more conservative evaluation.




FCC ID: A3LSMF916U	 Proud to be part of 	PART 0 SAR CHAR REPORT		Approved by: Quality Manager
Test Dates: 06/28/20 – 08/24/20	DUT Type: Portable Handset			APPENDIX A: Page 27 of 38

Table A-28
DSI = 0 P_{Limit} Calculations – 5G Phablet and UMPC SAR

MEASUREMENT RESULTS																
FREQUENCY			Mode	Bandwidth [MHz]	Conducted Power [dBm]	MPR [dB]	Configuration	Modulation	RB Size	RB Offset	Spacing (mm)	Side	Duty Cycle	SAR (10g)	PLimit	Minimum PLimit
MHz	Ch.													(W/kg)	[dBm]	[dBm]
680.50	136100	Mid	NR Band n71	20	25.42	0	Open	DFT-s-OFDM QPSK	1	53	12	Back	1:1	0.204	36.30	30.72
680.50	136100	Mid	NR Band n71	20	25.42	0	Open	DFT-s-OFDM QPSK	1	53	9	Front	1:1	0.077	40.53	
680.50	136100	Mid	NR Band n71	20	25.42	0	Open	DFT-s-OFDM QPSK	1	53	16	Bottom	1:1	0.087	40.00	
680.50	136100	Mid	NR Band n71	20	25.42	0	Open	DFT-s-OFDM QPSK	1	53	0	Right	1:1	0.737	30.72	
680.50	136100	Mid	NR Band n71	20	25.44	0	Open	DFT-s-OFDM QPSK	50	28	0	Right	1:1	0.688	31.04	
680.50	136100	Mid	NR Band n71	20	25.42	0	Closed	DFT-s-OFDM QPSK	1	53	10	Back	1:1	0.221	35.96	
680.50	136100	Mid	NR Band n71	20	25.42	0	Closed	DFT-s-OFDM QPSK	1	53	0	Front	1:1	0.104	39.23	
680.50	136100	Mid	NR Band n71	20	25.42	0	Closed	DFT-s-OFDM QPSK	1	53	12	Bottom	1:1	0.103	39.27	
680.50	136100	Mid	NR Band n71	20	25.42	0	Closed	DFT-s-OFDM QPSK	1	53	0	Right	1:1	0.676	31.10	
836.50	167300	Mid	NR Band n5	20	25.03	0	Open	DFT-s-OFDM QPSK	1	53	12	Back	1:1	0.249	35.05	29.54
836.50	167300	Mid	NR Band n5	20	25.03	0	Open	DFT-s-OFDM QPSK	1	53	9	Front	1:1	0.101	38.97	
836.50	167300	Mid	NR Band n5	20	25.03	0	Open	DFT-s-OFDM QPSK	1	53	16	Bottom	1:1	0.076	40.20	
836.50	167300	Mid	NR Band n5	20	25.03	0	Open	DFT-s-OFDM QPSK	1	53	0	Right	1:1	0.884	29.54	
836.50	167300	Mid	NR Band n5	20	25.01	0	Open	DFT-s-OFDM QPSK	50	28	0	Right	1:1	0.855	29.67	
836.50	167300	Mid	NR Band n5	20	25.03	0	Closed	DFT-s-OFDM QPSK	1	53	10	Back	1:1	0.298	34.27	
836.50	167300	Mid	NR Band n5	20	25.03	0	Closed	DFT-s-OFDM QPSK	1	53	0	Front	1:1	0.126	38.01	
836.50	167300	Mid	NR Band n5	20	25.03	0	Closed	DFT-s-OFDM QPSK	1	53	12	Bottom	1:1	0.112	38.52	
836.50	167300	Mid	NR Band n5	20	25.03	0	Closed	DFT-s-OFDM QPSK	1	53	0	Right	1:1	0.687	30.64	
1770.00	354000	High	NR Band n66	20	23.84	0	Open	DFT-s-OFDM QPSK	1	104	12	Back	1:1	0.368	32.16	26.65
1770.00	354000	High	NR Band n66	20	23.73	0	Open	DFT-s-OFDM QPSK	50	28	12	Back	1:1	0.409	31.59	
1770.00	354000	High	NR Band n66	20	23.84	0	Open	DFT-s-OFDM QPSK	1	104	9	Front	1:1	0.413	31.66	
1770.00	354000	High	NR Band n66	20	23.73	0	Open	DFT-s-OFDM QPSK	50	28	9	Front	1:1	0.402	31.67	
1770.00	354000	High	NR Band n66	20	23.84	0	Open	DFT-s-OFDM QPSK	1	104	16	Bottom	1:1	0.384	31.98	
1770.00	354000	High	NR Band n66	20	23.73	0	Open	DFT-s-OFDM QPSK	50	28	16	Bottom	1:1	0.374	31.98	
1770.00	354000	High	NR Band n66	20	23.84	0	Open	DFT-s-OFDM QPSK	1	104	0	Right	1:1	1.310	26.65	
1770.00	354000	High	NR Band n66	20	23.73	0	Open	DFT-s-OFDM QPSK	50	28	0	Right	1:1	1.250	26.74	
1770.00	354000	High	NR Band n66	20	23.84	0	Closed	DFT-s-OFDM QPSK	1	104	10	Back	1:1	0.397	31.83	
1770.00	354000	High	NR Band n66	20	23.73	0	Closed	DFT-s-OFDM QPSK	50	28	10	Back	1:1	0.421	31.47	
1770.00	354000	High	NR Band n66	20	23.84	0	Closed	DFT-s-OFDM QPSK	1	104	0	Front	1:1	0.372	32.11	
1770.00	354000	High	NR Band n66	20	23.73	0	Closed	DFT-s-OFDM QPSK	50	28	0	Front	1:1	0.380	31.91	
1770.00	354000	High	NR Band n66	20	23.84	0	Closed	DFT-s-OFDM QPSK	1	104	12	Bottom	1:1	0.712	29.29	
1770.00	354000	High	NR Band n66	20	23.73	0	Closed	DFT-s-OFDM QPSK	50	28	12	Bottom	1:1	0.752	28.95	
1770.00	354000	High	NR Band n66	20	23.84	0	Closed	DFT-s-OFDM QPSK	1	104	0	Right	1:1	1.080	27.49	
1770.00	354000	High	NR Band n66	20	23.73	0	Closed	DFT-s-OFDM QPSK	50	28	0	Right	1:1	1.120	27.22	
1770.00	354000	High	NR Band n66	20	23.84	0	Closed	DFT-s-OFDM QPSK	1	104	0	Left	1:1	0.249	33.86	
1770.00	354000	High	NR Band n66	20	23.73	0	Closed	DFT-s-OFDM QPSK	50	28	0	Left	1:1	0.257	33.61	

For some bands/modes, a lower P_{Limit} was selected as a more conservative evaluation.
Data highlighted in blue was tested and provided by the manufacturer.




FCC ID: A3LSMF916U	 Proud to be part of 	PART 0 SAR CHAR REPORT		Approved by: Quality Manager
Test Dates: 06/28/20 – 08/24/20	DUT Type: Portable Handset	APPENDIX A: Page 28 of 38		

Table A-29
DSI = 0 P_{Limit} Calculations – 5G Phablet and UMPC SAR

MEASUREMENT RESULTS																
FREQUENCY			Mode	Bandwidth [MHz]	Conducted Power [dBm]	MPR [dB]	Configuration	Modulation	RB Size	RB Offset	Spacing (mm)	Side	Duty Cycle	SAR (10g)	P _{Limit}	Minimum P _{Limit}
MHz	Ch.													(W/kg)	[dBm]	[dBm]
1882.50	376500	Mid	NR Band n25	20	23.86	0	Open	DFT-s-OFDM QPSK	1	53	12	Back	1:1	0.345	32.46	24.05
1882.50	376500	Mid	NR Band n25	20	23.76	0	Open	DFT-s-OFDM QPSK	50	28	12	Back	1:1	0.343	32.39	
1882.50	376500	Mid	NR Band n25	20	23.86	0	Open	DFT-s-OFDM QPSK	1	53	9	Front	1:1	0.345	32.46	
1882.50	376500	Mid	NR Band n25	20	23.76	0	Open	DFT-s-OFDM QPSK	50	28	9	Front	1:1	0.325	32.62	
1882.50	376500	Mid	NR Band n25	20	23.86	0	Open	DFT-s-OFDM QPSK	1	53	16	Bottom	1:1	0.434	31.46	
1882.50	376500	Mid	NR Band n25	20	23.76	0	Open	DFT-s-OFDM QPSK	50	28	16	Bottom	1:1	0.425	31.46	
1860.00	372000	Low	NR Band n25	20	23.80	0	Open	DFT-s-OFDM QPSK	1	53	0	Right	1:1	2.340	24.09	
1882.50	376500	Mid	NR Band n25	20	23.86	0	Open	DFT-s-OFDM QPSK	1	53	0	Right	1:1	2.050	24.72	
1905.00	381000	High	NR Band n25	20	23.74	0	Open	DFT-s-OFDM QPSK	1	53	0	Right	1:1	2.080	24.54	
1860.00	372000	Low	NR Band n25	20	23.75	0	Open	DFT-s-OFDM QPSK	50	28	0	Right	1:1	1.900	24.94	
1882.50	376500	Mid	NR Band n25	20	23.76	0	Open	DFT-s-OFDM QPSK	50	28	0	Right	1:1	2.120	24.48	
1905.00	381000	High	NR Band n25	20	23.57	0	Open	DFT-s-OFDM QPSK	50	28	0	Right	1:1	1.890	24.78	
1860.00	372000	Low	NR Band n25	20	22.81	1	Open	DFT-s-OFDM QPSK	100	0	0	Right	1:1	1.880	24.05	
1860.00	372000	Low	NR Band n25	20	22.44	1.5	Open	CP-OFDM QPSK	1	1	0	Right	1:1	1.560	24.49	
1882.50	376500	Mid	NR Band n25	20	23.86	0	Closed	DFT-s-OFDM QPSK	1	53	10	Back	1:1	0.504	30.82	
1882.50	376500	Mid	NR Band n25	20	23.76	0	Closed	DFT-s-OFDM QPSK	50	28	10	Back	1:1	0.494	30.80	
1882.50	376500	Mid	NR Band n25	20	23.86	0	Closed	DFT-s-OFDM QPSK	1	53	0	Front	1:1	0.449	31.32	
1882.50	376500	Mid	NR Band n25	20	23.76	0	Closed	DFT-s-OFDM QPSK	50	28	0	Front	1:1	0.420	31.51	
1882.50	376500	Mid	NR Band n25	20	23.86	0	Closed	DFT-s-OFDM QPSK	1	53	12	Bottom	1:1	0.883	28.38	
1882.50	376500	Mid	NR Band n25	20	23.76	0	Closed	DFT-s-OFDM QPSK	50	28	12	Bottom	1:1	0.781	28.81	
1882.50	376500	Mid	NR Band n25	20	23.86	0	Closed	DFT-s-OFDM QPSK	1	53	0	Right	1:1	1.620	25.74	
1882.50	376500	Mid	NR Band n25	20	23.76	0	Closed	DFT-s-OFDM QPSK	50	28	0	Right	1:1	1.550	25.84	
1882.50	376500	Mid	NR Band n25	20	23.86	0	Closed	DFT-s-OFDM QPSK	1	53	0	Left	1:1	0.314	32.87	
1882.50	376500	Mid	NR Band n25	20	23.76	0	Closed	DFT-s-OFDM QPSK	50	28	0	Left	1:1	0.289	33.13	
2592.99	518598	Mid	NR Band n41	100	24.16	0	Open	DFT-s-OFDM QPSK	1	1	0	Back	1:4	0.423	25.86	
2592.99	518598	Mid	NR Band n41	100	23.87	0	Open	DFT-s-OFDM QPSK	135	69	0	Back	1:4	0.402	25.79	
2592.99	518598	Mid	NR Band n41	100	24.16	0	Open	DFT-s-OFDM QPSK	1	1	0	Front	1:4	0.327	26.97	
2592.99	518598	Mid	NR Band n41	100	23.87	0	Open	DFT-s-OFDM QPSK	135	69	0	Front	1:4	0.358	26.29	
2592.99	518598	Mid	NR Band n41	100	24.16	0	Open	DFT-s-OFDM QPSK	1	1	0	Top	1:4	1.020	22.03	
2592.99	518598	Mid	NR Band n41	100	23.87	0	Open	DFT-s-OFDM QPSK	135	69	0	Top	1:4	0.976	21.93	
2592.99	518598	Mid	NR Band n41	100	22.79	1.5	Open	CP-OFDM QPSK	1	1	0	Top	1:4	0.711	22.23	
2592.99	518598	Mid	NR Band n41	100	24.16	0	Closed	DFT-s-OFDM QPSK	1	1	0	Back	1:4	0.294	27.44	
2592.99	518598	Mid	NR Band n41	100	23.87	0	Closed	DFT-s-OFDM QPSK	135	69	0	Back	1:4	0.271	27.50	
2592.99	518598	Mid	NR Band n41	100	24.16	0	Closed	DFT-s-OFDM QPSK	1	1	0	Front	1:4	0.052	34.96	
2592.99	518598	Mid	NR Band n41	100	23.87	0	Closed	DFT-s-OFDM QPSK	135	69	0	Front	1:4	0.044	35.39	
2592.99	518598	Mid	NR Band n41	100	24.16	0	Closed	DFT-s-OFDM QPSK	1	1	0	Top	1:4	1.490	20.39	
2592.99	518598	Mid	NR Band n41	100	23.87	0	Closed	DFT-s-OFDM QPSK	135	69	0	Top	1:4	1.400	20.37	
2592.99	518598	Mid	NR Band n41	100	24.16	0	Closed	DFT-s-OFDM QPSK	1	1	0	Left	1:4	0.070	33.67	
2592.99	518598	Mid	NR Band n41	100	23.87	0	Closed	DFT-s-OFDM QPSK	135	69	0	Left	1:4	0.060	34.05	
2592.99	518598	Mid	NR Band n41	100	22.79	1.5	Closed	CP-OFDM QPSK	1	1	0	Top	1:4	1.010	20.71	

For some bands/modes, a lower P_{Limit} was selected as a more conservative evaluation.




FCC ID: A3LSMF916U	 Proud to be part of 	PART 0 SAR CHAR REPORT		Approved by: Quality Manager
Test Dates: 06/28/20 – 08/24/20	DUT Type: Portable Handset	APPENDIX A: Page 29 of 38		

Table A-30
DSI = 1 or DSI = 2 P_{Limit} Calculations – 5G Phablet and UMPC SAR

MEASUREMENT RESULTS																
FREQUENCY		Mode	Bandwidth [MHz]	Conducted Power [dBm]	MPR [dB]	Configuration	Modulation	RB Size	RB Offset	Spacing (mm)	Side	Duty Cycle	SAR (10g) [W/kg]	PLimit [dBm]	Minimum PLimit [dBm]	
MHz	Ch.															
680.50	136100	Mid	NR Band n71	20	25.42	0	Open	DFT-s-OFDM QPSK	1	53	0	Back	1:1	1.210	28.57	28.57
680.50	136100	Mid	NR Band n71	20	25.44	0	Open	DFT-s-OFDM QPSK	50	28	0	Back	1:1	1.070	29.13	
680.50	136100	Mid	NR Band n71	20	25.42	0	Open	DFT-s-OFDM QPSK	1	53	0	Front	1:1	0.905	29.83	
680.50	136100	Mid	NR Band n71	20	25.44	0	Open	DFT-s-OFDM QPSK	50	28	0	Front	1:1	0.905	29.85	
680.50	136100	Mid	NR Band n71	20	25.42	0	Open	DFT-s-OFDM QPSK	1	53	0	Bottom	1:1	0.824	30.24	
680.50	136100	Mid	NR Band n71	20	25.44	0	Open	DFT-s-OFDM QPSK	50	28	0	Bottom	1:1	0.838	30.19	
680.50	136100	Mid	NR Band n71	20	25.42	0	Open	DFT-s-OFDM QPSK	1	53	0	Right	1:1	0.737	30.72	
680.50	136100	Mid	NR Band n71	20	25.44	0	Open	DFT-s-OFDM QPSK	50	28	0	Right	1:1	0.688	31.04	
680.50	136100	Mid	NR Band n71	20	24.00	1.5	Open	CP-OFDM QPSK	1	1	0	Back	1:1	0.561	30.49	
680.50	136100	Mid	NR Band n71	20	25.42	0	Closed	DFT-s-OFDM QPSK	1	53	0	Back	1:1	0.791	30.42	
680.50	136100	Mid	NR Band n71	20	25.42	0	Closed	DFT-s-OFDM QPSK	1	53	0	Front	1:1	0.104	39.23	
680.50	136100	Mid	NR Band n71	20	25.42	0	Closed	DFT-s-OFDM QPSK	1	53	0	Bottom	1:1	1.119	28.91	
680.50	136100	Mid	NR Band n71	20	25.42	0	Closed	DFT-s-OFDM QPSK	1	53	0	Right	1:1	0.676	31.10	
836.50	167300	Mid	NR Band n5	20	25.03	0	Open	DFT-s-OFDM QPSK	1	53	0	Back	1:1	1.660	26.81	
836.50	167300	Mid	NR Band n5	20	25.01	0	Open	DFT-s-OFDM QPSK	50	28	0	Back	1:1	1.690	26.71	
836.50	167300	Mid	NR Band n5	20	25.03	0	Open	DFT-s-OFDM QPSK	1	53	0	Front	1:1	1.220	28.15	
836.50	167300	Mid	NR Band n5	20	25.01	0	Open	DFT-s-OFDM QPSK	50	28	0	Front	1:1	1.210	28.16	
836.50	167300	Mid	NR Band n5	20	25.03	0	Open	DFT-s-OFDM QPSK	1	53	0	Bottom	1:1	0.724	30.41	
836.50	167300	Mid	NR Band n5	20	25.01	0	Open	DFT-s-OFDM QPSK	50	28	0	Bottom	1:1	0.730	30.36	
836.50	167300	Mid	NR Band n5	20	25.03	0	Open	DFT-s-OFDM QPSK	1	53	0	Right	1:1	0.884	29.54	
836.50	167300	Mid	NR Band n5	20	25.01	0	Open	DFT-s-OFDM QPSK	50	28	0	Right	1:1	0.855	29.87	
836.50	167300	Mid	NR Band n5	20	23.52	1.5	Open	CP-OFDM QPSK	1	1	0	Back	1:1	1.140	26.93	
836.50	167300	Mid	NR Band n5	20	25.03	0	Closed	DFT-s-OFDM QPSK	1	53	0	Back	1:1	0.944	29.26	
836.50	167300	Mid	NR Band n5	20	25.03	0	Closed	DFT-s-OFDM QPSK	1	53	0	Front	1:1	0.126	38.01	
836.50	167300	Mid	NR Band n5	20	25.03	0	Closed	DFT-s-OFDM QPSK	1	53	0	Bottom	1:1	1.237	28.09	
836.50	167300	Mid	NR Band n5	20	25.03	0	Closed	DFT-s-OFDM QPSK	1	53	0	Right	1:1	0.687	30.64	
1770.00	354000	High	NR Band n66	20	19.49	0	Open	DFT-s-OFDM QPSK	1	104	0	Back	1:1	1.550	21.57	
1770.00	354000	High	NR Band n66	20	19.45	0	Open	DFT-s-OFDM QPSK	50	0	0	Back	1:1	1.570	21.47	
1770.00	354000	High	NR Band n66	20	19.49	0	Open	DFT-s-OFDM QPSK	1	104	0	Front	1:1	1.050	23.26	
1770.00	354000	High	NR Band n66	20	19.45	0	Open	DFT-s-OFDM QPSK	50	0	0	Front	1:1	1.060	23.18	
1720.00	344000	Low	NR Band n66	20	19.21	0	Open	DFT-s-OFDM QPSK	1	104	0	Bottom	1:1	2.730	18.83	
1745.00	349000	Mid	NR Band n66	20	19.36	0	Open	DFT-s-OFDM QPSK	1	1	0	Bottom	1:1	2.830	18.82	
1770.00	354000	High	NR Band n66	20	19.49	0	Open	DFT-s-OFDM QPSK	1	104	0	Bottom	1:1	2.930	18.80	
1720.00	344000	Low	NR Band n66	20	19.20	0	Open	DFT-s-OFDM QPSK	50	0	0	Bottom	1:1	2.840	18.65	
1745.00	349000	Mid	NR Band n66	20	19.43	0	Open	DFT-s-OFDM QPSK	50	0	0	Bottom	1:1	2.800	18.94	
1770.00	354000	High	NR Band n66	20	19.45	0	Open	DFT-s-OFDM QPSK	50	0	0	Bottom	1:1	2.910	18.79	
1770.00	354000	High	NR Band n66	20	19.41	0	Open	DFT-s-OFDM QPSK	100	0	0	Bottom	1:1	3.000	18.62	
1770.00	354000	High	NR Band n66	20	23.84	0	Open	DFT-s-OFDM QPSK	1	104	0	Right	1:1	1.310	26.65	
1770.00	354000	High	NR Band n66	20	23.73	0	Open	DFT-s-OFDM QPSK	50	28	0	Right	1:1	1.250	26.74	
1770.00	354000	High	NR Band n66	20	19.50	1.5	Open	CP-OFDM QPSK	1	1	0	Bottom	1:1	2.860	18.92	
1770.00	354000	High	NR Band n66	20	19.49	0	Closed	DFT-s-OFDM QPSK	1	104	0	Back	1:1	1.910	20.66	
1720.00	344000	Low	NR Band n66	20	19.20	0	Closed	DFT-s-OFDM QPSK	50	0	0	Back	1:1	1.900	20.39	
1745.00	349000	Mid	NR Band n66	20	19.43	0	Closed	DFT-s-OFDM QPSK	50	0	0	Back	1:1	1.920	20.58	
1770.00	354000	High	NR Band n66	20	19.45	0	Closed	DFT-s-OFDM QPSK	50	0	0	Back	1:1	2.050	20.31	
1770.00	354000	High	NR Band n66	20	19.41	0	Closed	DFT-s-OFDM QPSK	100	0	0	Back	1:1	2.010	20.36	
1770.00	354000	High	NR Band n66	20	23.84	0	Closed	DFT-s-OFDM QPSK	1	104	0	Front	1:1	0.372	32.11	
1770.00	354000	High	NR Band n66	20	23.73	0	Closed	DFT-s-OFDM QPSK	50	28	0	Front	1:1	0.380	31.91	
1720.00	344000	Low	NR Band n66	20	19.21	0	Closed	DFT-s-OFDM QPSK	1	104	0	Bottom	1:1	2.430	19.33	
1745.00	349000	Mid	NR Band n66	20	19.36	0	Closed	DFT-s-OFDM QPSK	1	1	0	Bottom	1:1	2.450	19.45	
1770.00	354000	High	NR Band n66	20	19.49	0	Closed	DFT-s-OFDM QPSK	1	104	0	Bottom	1:1	2.370	19.72	
1720.00	344000	Low	NR Band n66	20	19.20	0	Closed	DFT-s-OFDM QPSK	50	0	0	Bottom	1:1	2.590	19.05	
1745.00	349000	Mid	NR Band n66	20	19.43	0	Closed	DFT-s-OFDM QPSK	50	0	0	Bottom	1:1	2.470	19.48	
1770.00	354000	High	NR Band n66	20	19.45	0	Closed	DFT-s-OFDM QPSK	50	0	0	Bottom	1:1	2.450	19.54	
1770.00	354000	High	NR Band n66	20	19.41	0	Closed	DFT-s-OFDM QPSK	100	0	0	Bottom	1:1	2.440	19.52	
1770.00	354000	High	NR Band n66	20	23.84	0	Closed	DFT-s-OFDM QPSK	1	104	0	Right	1:1	1.080	27.49	
1770.00	354000	High	NR Band n66	20	23.73	0	Closed	DFT-s-OFDM QPSK	50	28	0	Right	1:1	1.120	27.22	
1770.00	354000	High	NR Band n66	20	23.84	0	Closed	DFT-s-OFDM QPSK	1	104	0	Left	1:1	0.249	33.86	
1770.00	354000	High	NR Band n66	20	23.73	0	Closed	DFT-s-OFDM QPSK	50	28	0	Left	1:1	0.257	33.61	
1770.00	354000	High	NR Band n66	20	19.50	0	Closed	CP-OFDM QPSK	1	1	0	Bottom	1:1	2.380	19.71	

For some bands/modes, a lower P_{Limit} was selected as a more conservative evaluation.
 Data highlighted in blue was tested and provided by the manufacturer.






FCC ID: A3LSMF916U	 Proud to be part of 	PART 0 SAR CHAR REPORT		Approved by: Quality Manager
Test Dates: 06/28/20 – 08/24/20	DUT Type: Portable Handset			APPENDIX A: Page 30 of 38

Table A-31
DSI = 1 or DSI = 2 P_{Limit} Calculations – 5G Phablet and UMPC SAR

MEASUREMENT RESULTS																
FREQUENCY		Mode	Bandwidth [MHz]	Conducted Power [dBm]	MPR [dB]	Configuration	Modulation	RB Size	RB Offset	Spacing (mm)	Side	Duty Cycle	SAR (10g)	P_{Limit}	Minimum P_{Limit}	
Mhz	Ch.												(W/kg)	[dBm]	[dBm]	
1882.50	376500	Md	NR Band n25	20	18.94	0	Open	DFT-s-OFDM QPSK	1	1	0	Back	1:1	0.751	24.16	
1882.50	376500	Md	NR Band n25	20	19.02	0	Open	DFT-s-OFDM QPSK	50	0	0	Back	1:1	0.753	24.23	
1882.50	376500	Md	NR Band n25	20	18.94	0	Open	DFT-s-OFDM QPSK	1	1	0	Front	1:1	0.587	25.23	
1882.50	376500	Md	NR Band n25	20	19.02	0	Open	DFT-s-OFDM QPSK	50	0	0	Front	1:1	0.574	25.41	
1860.00	372000	Low	NR Band n25	20	18.70	0	Open	DFT-s-OFDM QPSK	1	1	0	Bottom	1:1	2.010	19.65	
1882.50	376500	Md	NR Band n25	20	18.94	0	Open	DFT-s-OFDM QPSK	1	1	0	Bottom	1:1	1.800	20.37	
1905.00	381000	High	NR Band n25	20	18.88	0	Open	DFT-s-OFDM QPSK	1	53	0	Bottom	1:1	1.700	20.35	
1882.50	376500	Md	NR Band n25	20	19.02	0	Open	DFT-s-OFDM QPSK	50	0	0	Bottom	1:1	1.750	20.57	
1882.50	376500	Md	NR Band n25	20	18.92	0	Open	DFT-s-OFDM QPSK	100	0	0	Bottom	1:1	1.690	20.62	
1860.00	372000	Low	NR Band n25	20	23.80	0	Open	DFT-s-OFDM QPSK	1	53	0	Right	1:1	2.340	24.09	
1882.50	376500	Md	NR Band n25	20	23.86	0	Open	DFT-s-OFDM QPSK	1	53	0	Right	1:1	2.050	24.72	
1905.00	381000	High	NR Band n25	20	23.74	0	Open	DFT-s-OFDM QPSK	1	53	0	Right	1:1	2.080	24.54	
1860.00	372000	Low	NR Band n25	20	23.75	0	Open	DFT-s-OFDM QPSK	50	28	0	Right	1:1	1.900	24.94	
1882.50	376500	Md	NR Band n25	20	23.76	0	Open	DFT-s-OFDM QPSK	50	28	0	Right	1:1	2.120	24.48	
1905.00	381000	High	NR Band n25	20	23.57	0	Open	DFT-s-OFDM QPSK	50	28	0	Right	1:1	1.890	24.78	
1860.00	372000	Low	NR Band n25	20	22.81	1	Open	DFT-s-OFDM QPSK	100	0	0	Right	1:1	1.880	24.05	19.65
1860.00	372000	Low	NR Band n25	20	22.44	1.5	Open	CP-OFDM QPSK	1	1	0	Right	1:1	1.560	24.49	
1882.50	376500	Md	NR Band n25	20	18.94	0	Closed	DFT-s-OFDM QPSK	1	1	0	Back	1:1	1.210	22.09	
1882.50	376500	Md	NR Band n25	20	19.02	0	Closed	DFT-s-OFDM QPSK	50	0	0	Back	1:1	1.220	22.14	
1882.50	376500	Md	NR Band n25	20	23.86	0	Closed	DFT-s-OFDM QPSK	1	53	0	Front	1:1	0.449	31.32	
1882.50	376500	Md	NR Band n25	20	23.76	0	Closed	DFT-s-OFDM QPSK	50	28	0	Front	1:1	0.420	31.51	
1860.00	372000	Low	NR Band n25	20	18.70	0	Closed	DFT-s-OFDM QPSK	1	1	0	Bottom	1:1	1.720	20.32	
1882.50	376500	Md	NR Band n25	20	18.94	0	Closed	DFT-s-OFDM QPSK	1	1	0	Bottom	1:1	1.740	20.51	
1905.00	381000	High	NR Band n25	20	18.88	0	Closed	DFT-s-OFDM QPSK	1	53	0	Bottom	1:1	1.730	20.28	
1882.50	376500	Md	NR Band n25	20	19.02	0	Closed	DFT-s-OFDM QPSK	50	0	0	Bottom	1:1	1.710	20.67	
1882.50	376500	Md	NR Band n25	20	18.92	0	Closed	DFT-s-OFDM QPSK	100	0	0	Bottom	1:1	1.650	20.72	
1882.50	376500	Md	NR Band n25	20	23.86	0	Closed	DFT-s-OFDM QPSK	1	53	0	Right	1:1	1.620	25.74	
1882.50	376500	Md	NR Band n25	20	23.76	0	Closed	DFT-s-OFDM QPSK	50	28	0	Right	1:1	1.550	25.84	
1882.50	376500	Md	NR Band n25	20	23.86	0	Closed	DFT-s-OFDM QPSK	1	53	0	Left	1:1	0.314	32.87	
1882.50	376500	Md	NR Band n25	20	23.76	0	Closed	DFT-s-OFDM QPSK	50	28	0	Left	1:1	0.289	33.13	
1882.50	376500	Md	NR Band n25	20	19.11	1.5	Closed	CP-OFDM QPSK	1	1	0	Bottom	1:1	1.920	20.26	
2592.99	518598	Md	NR Band n41	100	24.16	0	Open	DFT-s-OFDM QPSK	1	1	0	Back	1:4	0.423	25.86	
2592.99	518598	Md	NR Band n41	100	23.87	0	Open	DFT-s-OFDM QPSK	135	69	0	Back	1:4	0.402	25.79	
2592.99	518598	Md	NR Band n41	100	24.16	0	Open	DFT-s-OFDM QPSK	1	1	0	Front	1:4	0.327	26.97	
2592.99	518598	Md	NR Band n41	100	23.87	0	Open	DFT-s-OFDM QPSK	135	69	0	Front	1:4	0.358	26.29	
2592.99	518598	Md	NR Band n41	100	24.16	0	Open	DFT-s-OFDM QPSK	1	1	0	Top	1:4	1.020	22.03	
2592.99	518598	Md	NR Band n41	100	23.87	0	Open	DFT-s-OFDM QPSK	135	69	0	Top	1:4	0.976	21.93	
2592.99	518598	Md	NR Band n41	100	22.79	1.5	Open	CP-OFDM QPSK	1	1	0	Top	1:4	0.711	22.23	
2592.99	518598	Md	NR Band n41	100	24.16	0	Closed	DFT-s-OFDM QPSK	1	1	0	Back	1:4	0.294	27.44	
2592.99	518598	Md	NR Band n41	100	23.87	0	Closed	DFT-s-OFDM QPSK	135	69	0	Back	1:4	0.271	27.50	20.37
2592.99	518598	Md	NR Band n41	100	24.16	0	Closed	DFT-s-OFDM QPSK	1	1	0	Front	1:4	0.052	34.96	
2592.99	518598	Md	NR Band n41	100	23.87	0	Closed	DFT-s-OFDM QPSK	135	69	0	Front	1:4	0.044	35.39	
2592.99	518598	Md	NR Band n41	100	24.16	0	Closed	DFT-s-OFDM QPSK	1	1	0	Top	1:4	1.490	20.39	
2592.99	518598	Md	NR Band n41	100	23.87	0	Closed	DFT-s-OFDM QPSK	135	69	0	Top	1:4	1.400	20.37	
2592.99	518598	Md	NR Band n41	100	24.16	0	Closed	DFT-s-OFDM QPSK	1	1	0	Left	1:4	0.070	33.67	
2592.99	518598	Md	NR Band n41	100	23.87	0	Closed	DFT-s-OFDM QPSK	135	69	0	Left	1:4	0.060	34.05	
2592.99	518598	Md	NR Band n41	100	22.79	1.5	Closed	CP-OFDM QPSK	1	1	0	Top	1:4	1.010	20.71	

For some bands/modes, a lower P_{Limit} was selected as a more conservative evaluation.

FCC ID: A3LSMF916U	 Proud to be part of element	PART 0 SAR CHAR REPORT		Approved by: Quality Manager
Test Dates: 06/28/20 – 08/24/20	DUT Type: Portable Handset			APPENDIX A: Page 31 of 38

CDMA BC0, GSM850, LTE B13 and LTE B14 Antenna B

Table A-32
DSI = 3 or DSI = 4 P_{Limit} Calculations – 2G/3G Head SAR

MEASUREMENT RESULTS										
FREQUENCY		Mode/Band	Service	Conducted Power [dBm]	Side	Test Position	Duty Cycle	SAR (1g)	PLimit	Minimum PLimit
MHz	Ch.							(W/kg)	[dBm]	[dBm]
836.52	384	CDMA BC0 (\$22H)	RC3 / SO55	23.45	Right	Cheek	1:1	0.055	36.05	35.98
836.52	384	CDMA BC0 (\$22H)	RC3 / SO55	23.45	Right	Tilt	1:1	0.024	39.65	
836.52	384	CDMA BC0 (\$22H)	RC3 / SO55	23.45	Left	Cheek	1:1	0.054	36.13	
836.52	384	CDMA BC0 (\$22H)	RC3 / SO55	23.45	Left	Tilt	1:1	0.025	39.47	
836.52	384	CDMA BC0 (\$22H)	EVDO Rev. A	23.54	Right	Cheek	1:1	0.057	35.98	
836.52	384	CDMA BC0 (\$22H)	EVDO Rev. A	23.54	Right	Tilt	1:1	0.024	39.74	
836.52	384	CDMA BC0 (\$22H)	EVDO Rev. A	23.54	Left	Cheek	1:1	0.055	36.14	
836.52	384	CDMA BC0 (\$22H)	EVDO Rev. A	23.54	Left	Tilt	1:1	0.025	39.56	
836.60	190	GSM 850	GSM	31.18	Right	Cheek	1:8.3	0.044	35.54	35.54
836.60	190	GSM 850	GSM	31.18	Right	Tilt	1:8.3	0.017	39.67	
836.60	190	GSM 850	GSM	31.18	Left	Cheek	1:8.3	0.041	35.85	
836.60	190	GSM 850	GSM	31.18	Left	Tilt	1:8.3	0.019	39.19	

For some bands/modes, a lower P_{Limit} was selected as a more conservative evaluation.

Table A-33
DSI = 3 or DSI = 4 P_{Limit} Calculations – 4G Head SAR

MEASUREMENT RESULTS															
FREQUENCY			Mode	Bandwidth [MHz]	Conducted Power [dBm]	MPR [dB]	Side	Test Position	Modulation	RB Size	RB Offset	Duty Cycle	SAR (1g)	PLimit	Minimum PLimit
MHz	Ch.	Ch.											(W/kg)	[dBm]	[dBm]
782.0	23230	Mid	LTE Band 13	10	22.33	0	Right	Cheek	QPSK	1	0	1:1	0.030	37.56	37.33
782.0	23230	Mid	LTE Band 13	10	21.48	1	Right	Cheek	QPSK	25	0	1:1	0.026	37.33	
782.0	23230	Mid	LTE Band 13	10	22.33	0	Right	Tilt	QPSK	1	0	1:1	0.014	40.87	
782.0	23230	Mid	LTE Band 13	10	21.48	1	Right	Tilt	QPSK	25	0	1:1	0.011	41.07	
782.0	23230	Mid	LTE Band 13	10	22.33	0	Left	Cheek	QPSK	1	0	1:1	0.028	37.86	
782.0	23230	Mid	LTE Band 13	10	21.48	1	Left	Cheek	QPSK	25	0	1:1	0.026	37.33	
782.0	23230	Mid	LTE Band 13	10	22.33	0	Left	Tilt	QPSK	1	0	1:1	0.016	40.29	
782.0	23230	Mid	LTE Band 13	10	21.48	1	Left	Tilt	QPSK	25	0	1:1	0.014	40.02	
793.0	23330	Mid	LTE Band 14	10	22.42	0	Right	Cheek	QPSK	1	0	1:1	0.041	36.29	35.56
793.0	23330	Mid	LTE Band 14	10	21.36	1	Right	Cheek	QPSK	25	12	1:1	0.038	35.56	
793.0	23330	Mid	LTE Band 14	10	22.42	0	Right	Tilt	QPSK	1	0	1:1	0.020	39.41	
793.0	23330	Mid	LTE Band 14	10	21.36	1	Right	Tilt	QPSK	25	12	1:1	0.019	38.57	
793.0	23330	Mid	LTE Band 14	10	22.42	0	Left	Cheek	QPSK	1	0	1:1	0.048	35.61	
793.0	23330	Mid	LTE Band 14	10	21.36	1	Left	Cheek	QPSK	25	12	1:1	0.037	35.68	
793.0	23330	Mid	LTE Band 14	10	22.42	0	Left	Tilt	QPSK	1	0	1:1	0.021	39.20	
793.0	23330	Mid	LTE Band 14	10	21.36	1	Left	Tilt	QPSK	25	12	1:1	0.017	39.06	

For some bands/modes, a lower P_{Limit} was selected as a more conservative evaluation.




FCC ID: A3LSMF916U	 Proud to be part of 	PART 0 SAR CHAR REPORT		Approved by: Quality Manager
Test Dates: 06/28/20 – 08/24/20	DUT Type: Portable Handset			APPENDIX A: Page 32 of 38

Table A-34
DSI = 0 P_{Limit} Calculations – 2G/3G Body-Worn and UMPC SAR

MEASUREMENT RESULTS											
FREQUENCY		Mode/Band	Service	Conducted Power [dBm]	Configuration	Spacing (mm)	Side	Duty Cycle	SAR (1g)	PLimit	Minimum PLimit
MHz	Ch.								(W/kg)	[dBm]	[dBm]
836.52	384	CDMA BC0 (§22H)	EVDO Rev. 0	23.51	Open	12	Back	1:1	0.191	30.70	29.78
836.52	384	CDMA BC0 (§22H)	EVDO Rev. 0	23.51	Open	10	Front	1:1	0.201	30.48	
836.52	384	CDMA BC0 (§22H)	EVDO Rev. 0	23.51	Open	16	Bottom	1:1	0.236	29.78	
836.52	384	CDMA BC0 (§22H)	EVDO Rev. 0	23.51	Open	10	Right	1:1	0.048	36.70	
836.52	384	CDMA BC0 (§22H)	TDSO / SO32	23.47	Closed	15	Back	1:1	0.110	33.06	
836.52	384	CDMA BC0 (§22H)	TDSO / SO32	23.47	Closed	15	Front	1:1	0.037	37.79	
836.60	190	GSM 850	GSM	31.18	Closed	15	Back	1:8.3	0.073	33.35	33.35
836.60	190	GSM 850	GSM	31.18	Closed	15	Front	1:8.3	0.030	37.21	

For some bands/modes, a lower P_{Limit} was selected as a more conservative evaluation.
Data highlighted in blue was tested and provided by the manufacturer.

Table A-35
DSI = 0 P_{Limit} Calculations – 4G Body-Worn and UMPC SAR

MEASUREMENT RESULTS																
FREQUENCY			Mode	Bandwidth [MHz]	Conducted Power [dBm]	MPR [dB]	Configuration	Modulation	RB Size	RB Offset	Spacing (mm)	Side	Duty Cycle	SAR (1g)	PLimit	Minimum PLimit
MHz	Ch.	Mid												(W/kg)	[dBm]	[dBm]
782.00	23230	Mid	LTE Band 13	10	22.33	0	Open	QPSK	1	0	12	Back	1:1	0.213	29.05	27.66
782.00	23230	Mid	LTE Band 13	10	22.33	0	Open	QPSK	1	0	10	Front	1:1	0.062	34.41	
782.00	23230	Mid	LTE Band 13	10	21.48	1	Open	QPSK	25	0	10	Front	1:1	0.051	34.40	
782.00	23230	Mid	LTE Band 13	10	22.33	0	Open	QPSK	1	0	16	Bottom	1:1	0.293	27.66	
782.00	23230	Mid	LTE Band 13	10	22.33	0	Open	QPSK	1	0	10	Right	1:1	0.013	41.19	
782.00	23230	Mid	LTE Band 13	10	21.48	1	Open	QPSK	25	0	10	Right	1:1	0.011	41.07	
782.00	23230	Mid	LTE Band 13	10	22.33	0	Closed	QPSK	1	0	15	Back	1:1	0.036	36.77	
782.00	23230	Mid	LTE Band 13	10	21.48	1	Closed	QPSK	25	0	15	Back	1:1	0.032	36.43	
782.00	23230	Mid	LTE Band 13	10	22.33	0	Closed	QPSK	1	0	15	Front	1:1	0.046	35.70	
782.00	23230	Mid	LTE Band 13	10	21.48	1	Closed	QPSK	25	0	15	Front	1:1	0.037	35.80	
793.00	23330	Mid	LTE Band 14	10	22.42	0	Open	QPSK	1	0	12	Back	1:1	0.138	31.02	27.68
793.00	23330	Mid	LTE Band 14	10	22.42	0	Open	QPSK	1	0	10	Front	1:1	0.097	32.55	
793.00	23330	Mid	LTE Band 14	10	21.36	1	Open	QPSK	25	12	10	Front	1:1	0.081	32.28	
793.00	23330	Mid	LTE Band 14	10	22.42	0	Open	QPSK	1	0	16	Bottom	1:1	0.298	27.68	
793.00	23330	Mid	LTE Band 14	10	22.42	0	Open	QPSK	1	0	10	Right	1:1	0.018	39.87	
793.00	23330	Mid	LTE Band 14	10	21.36	1	Open	QPSK	25	12	10	Right	1:1	0.015	39.60	
793.00	23330	Mid	LTE Band 14	10	22.42	0	Closed	QPSK	1	0	15	Back	1:1	0.040	36.40	
793.00	23330	Mid	LTE Band 14	10	21.36	1	Closed	QPSK	25	12	15	Back	1:1	0.034	36.05	

For some bands/modes, a lower P_{Limit} was selected as a more conservative evaluation.
Data highlighted in blue was tested and provided by the manufacturer.



FCC ID: A3LSMF916U	 <small>Proud to be part of element</small>	PART 0 SAR CHAR REPORT		Approved by: Quality Manager
Test Dates: 06/28/20 – 08/24/20	DUT Type: Portable Handset	APPENDIX A: Page 33 of 38		

Table A-36
DSI = 5 or DSI = 6 P_{Limit} Calculations – 2G/3G Hotspot and UMPC SAR

MEASUREMENT RESULTS												
FREQUENCY		Mode/Band	Service	Conducted Power [dBm]	Configuration	Spacing (mm)	Side	# of GPRS Slots	Duty Cycle	SAR (1g)	PLimit	Minimum PLimit
MHz	Ch.									(W/kg)	[dBm]	[dBm]
836.52	384	CDMA BC0 (§22H)	EVDO Rev. 0	23.51	Open	10	Back	N/A	1:1	0.351	28.06	28.06
836.52	384	CDMA BC0 (§22H)	EVDO Rev. 0	23.51	Open	10	Front	N/A	1:1	0.201	30.48	
836.52	384	CDMA BC0 (§22H)	EVDO Rev. 0	23.51	Open	10	Bottom	N/A	1:1	0.336	28.25	
836.52	384	CDMA BC0 (§22H)	EVDO Rev. 0	23.51	Open	10	Right	N/A	1:1	0.048	36.70	
836.52	384	CDMA BC0 (§22H)	EVDO Rev. 0	23.51	Closed	10	Back	N/A	1:1	0.277	29.09	
836.52	384	CDMA BC0 (§22H)	EVDO Rev. 0	23.51	Closed	10	Front	N/A	1:1	0.035	38.07	
836.52	384	CDMA BC0 (§22H)	EVDO Rev. 0	23.51	Closed	10	Bottom	N/A	1:1	0.100	33.51	
836.52	384	CDMA BC0 (§22H)	EVDO Rev. 0	23.51	Closed	10	Right	N/A	1:1	0.044	37.08	
836.52	384	CDMA BC0 (§22H)	EVDO Rev. 0	23.51	Closed	10	Left	N/A	1:1	0.057	35.95	
836.60	190	GSM 850	GPRS	28.29	Closed	10	Back	3	1:2.76	0.265	29.63	29.63
836.60	190	GSM 850	GPRS	28.29	Closed	10	Front	3	1:2.76	0.037	38.18	
836.60	190	GSM 850	GPRS	28.29	Closed	10	Bottom	3	1:2.76	0.104	33.69	
836.60	190	GSM 850	GPRS	28.29	Closed	10	Right	3	1:2.76	0.058	36.23	
836.60	190	GSM 850	GPRS	28.29	Closed	10	Left	3	1:2.76	0.071	35.35	

For some bands/modes, a lower P_{Limit} was selected as a more conservative evaluation.




FCC ID: A3LSMF916U	 Proud to be part of 	PART 0 SAR CHAR REPORT		Approved by: Quality Manager
Test Dates: 06/28/20 – 08/24/20	DUT Type: Portable Handset	APPENDIX A: Page 34 of 38		

Table A-37
DSI = 5 or DSI = 6 P_{Limit} Calculations – 4G Hotspot and UMPC SAR

MEASUREMENT RESULTS																
FREQUENCY			Mode	Bandwidth [MHz]	Conducted Power [dBm]	MPR [dB]	Configuration	Modulation	RB Size	RB Offset	Spacing (mm)	Side	Duty Cycle	SAR (1g)	P _{Limit}	Minimum P _{Limit}
MHz	Ch.	Mid												(W/kg)	[dBm]	[dBm]
782.00	23230	Mid	LTE Band 13	10	22.33	0	Open	QPSK	1	0	10	Back	1:1	0.113	31.80	30.41
782.00	23230	Mid	LTE Band 13	10	21.48	1	Open	QPSK	25	0	10	Back	1:1	0.098	31.57	
782.00	23230	Mid	LTE Band 13	10	22.33	0	Open	QPSK	1	0	10	Front	1:1	0.062	34.41	
782.00	23230	Mid	LTE Band 13	10	21.48	1	Open	QPSK	25	0	10	Front	1:1	0.051	34.40	
782.00	23230	Mid	LTE Band 13	10	22.33	0	Open	QPSK	1	0	10	Bottom	1:1	0.097	32.46	
782.00	23230	Mid	LTE Band 13	10	21.48	1	Open	QPSK	25	0	10	Bottom	1:1	0.083	32.29	
782.00	23230	Mid	LTE Band 13	10	22.33	0	Open	QPSK	1	0	10	Right	1:1	0.013	41.19	
782.00	23230	Mid	LTE Band 13	10	21.48	1	Open	QPSK	25	0	10	Right	1:1	0.011	41.07	
782.00	23230	Mid	LTE Band 13	10	22.33	0	Closed	QPSK	1	0	10	Back	1:1	0.152	30.51	
782.00	23230	Mid	LTE Band 13	10	21.48	1	Closed	QPSK	25	0	10	Back	1:1	0.128	30.41	
782.00	23230	Mid	LTE Band 13	10	22.33	0	Closed	QPSK	1	0	10	Front	1:1	0.043	36.00	
782.00	23230	Mid	LTE Band 13	10	21.48	1	Closed	QPSK	25	0	10	Front	1:1	0.035	36.04	
782.00	23230	Mid	LTE Band 13	10	22.33	0	Closed	QPSK	1	0	10	Bottom	1:1	0.070	33.88	
782.00	23230	Mid	LTE Band 13	10	21.48	1	Closed	QPSK	25	0	10	Bottom	1:1	0.061	33.63	
782.00	23230	Mid	LTE Band 13	10	22.33	0	Closed	QPSK	1	0	10	Right	1:1	0.049	35.43	
782.00	23230	Mid	LTE Band 13	10	21.48	1	Closed	QPSK	25	0	10	Right	1:1	0.039	35.57	
782.00	23230	Mid	LTE Band 13	10	22.33	0	Closed	QPSK	1	0	10	Left	1:1	0.061	34.48	
782.00	23230	Mid	LTE Band 13	10	21.48	1	Closed	QPSK	25	0	10	Left	1:1	0.050	34.49	
793.00	23330	Mid	LTE Band 14	10	22.42	0	Open	QPSK	1	0	10	Back	1:1	0.168	30.17	29.87
793.00	23330	Mid	LTE Band 14	10	21.36	1	Open	QPSK	25	12	10	Back	1:1	0.141	29.87	
793.00	23330	Mid	LTE Band 14	10	22.42	0	Open	QPSK	1	0	10	Front	1:1	0.097	32.55	
793.00	23330	Mid	LTE Band 14	10	21.36	1	Open	QPSK	25	12	10	Front	1:1	0.081	32.28	
793.00	23330	Mid	LTE Band 14	10	22.42	0	Open	QPSK	1	0	10	Bottom	1:1	0.170	30.12	
793.00	23330	Mid	LTE Band 14	10	21.36	1	Open	QPSK	25	12	10	Bottom	1:1	0.140	29.90	
793.00	23330	Mid	LTE Band 14	10	22.42	0	Open	QPSK	1	0	10	Right	1:1	0.018	39.87	
793.00	23330	Mid	LTE Band 14	10	21.36	1	Open	QPSK	25	12	10	Right	1:1	0.015	39.60	
793.00	23330	Mid	LTE Band 14	10	22.42	0	Closed	QPSK	1	0	10	Back	1:1	0.109	32.05	
793.00	23330	Mid	LTE Band 14	10	21.36	1	Closed	QPSK	25	12	10	Back	1:1	0.094	31.63	
793.00	23330	Mid	LTE Band 14	10	22.42	0	Closed	QPSK	1	0	10	Front	1:1	0.030	37.65	
793.00	23330	Mid	LTE Band 14	10	21.36	1	Closed	QPSK	25	12	10	Front	1:1	0.026	37.21	
793.00	23330	Mid	LTE Band 14	10	22.42	0	Closed	QPSK	1	0	10	Bottom	1:1	0.056	34.94	
793.00	23330	Mid	LTE Band 14	10	21.36	1	Closed	QPSK	25	12	10	Bottom	1:1	0.047	34.64	
793.00	23330	Mid	LTE Band 14	10	22.42	0	Closed	QPSK	1	0	10	Right	1:1	0.037	36.74	
793.00	23330	Mid	LTE Band 14	10	21.36	1	Closed	QPSK	25	12	10	Right	1:1	0.030	36.59	
793.00	23330	Mid	LTE Band 14	10	22.42	0	Closed	QPSK	1	0	10	Left	1:1	0.043	36.09	
793.00	23330	Mid	LTE Band 14	10	21.36	1	Closed	QPSK	25	12	10	Left	1:1	0.037	35.68	

For some bands/modes, a lower P_{Limit} was selected as a more conservative evaluation.




FCC ID: A3LSMF916U	 Proud to be part of 	PART 0 SAR CHAR REPORT		Approved by: Quality Manager
Test Dates: 06/28/20 – 08/24/20	DUT Type: Portable Handset	APPENDIX A: Page 35 of 38		

Table A-38
DSI = 0 P_{Limit} Calculations – 2G/3G Phablet and UMPC SAR

MEASUREMENT RESULTS												
FREQUENCY		Mode/Band	Service	Conducted Power [dBm]	Configuration	Spacing	Side	# of GPRS Slots	Duty Cycle	SAR (10g)	PLimit	Minimum PLimit
MHz	Ch.									(W/kg)	[dBm]	[dBm]
836.52	384	CDMA BC0 (§22H)	EVDO Rev. 0	23.51	Open	12	Back	N/A	1:1	0.214	34.19	31.89
836.52	384	CDMA BC0 (§22H)	EVDO Rev. 0	23.51	Open	9	Front	N/A	1:1	0.112	37.00	
836.52	384	CDMA BC0 (§22H)	EVDO Rev. 0	23.51	Open	16	Bottom	N/A	1:1	0.249	33.53	
836.52	384	CDMA BC0 (§22H)	EVDO Rev. 0	23.51	Open	0	Right	N/A	1:1	0.122	36.63	
836.52	384	CDMA BC0 (§22H)	EVDO Rev. 0	23.51	Closed	10	Back	N/A	1:1	0.211	34.25	
836.52	384	CDMA BC0 (§22H)	EVDO Rev. 0	23.51	Closed	0	Front	N/A	1:1	0.255	33.42	
836.52	384	CDMA BC0 (§22H)	EVDO Rev. 0	23.51	Closed	12	Bottom	N/A	1:1	0.363	31.89	
836.52	384	CDMA BC0 (§22H)	EVDO Rev. 0	23.51	Closed	0	Right	N/A	1:1	0.321	32.42	
836.52	384	CDMA BC0 (§22H)	EVDO Rev. 0	23.51	Closed	0	Left	N/A	1:1	0.135	36.19	
836.60	190	GSM 850	GPRS	28.29	Closed	10	Back	3	1:2.76	0.239	34.06	34.06
836.60	190	GSM 850	GPRS	28.29	Closed	0	Front	3	1:2.76	0.169	35.56	
836.60	190	GSM 850	GPRS	28.29	Closed	12	Bottom	3	1:2.76	0.213	34.56	
836.60	190	GSM 850	GPRS	28.29	Closed	0	Right	3	1:2.76	0.210	34.62	
836.60	190	GSM 850	GPRS	28.29	Closed	0	Left	3	1:2.76	0.112	37.35	

For some bands/modes, a lower P_{Limit} was selected as a more conservative evaluation.
 Data highlighted in blue was tested and provided by the manufacturer.

Table A-39
DSI = 1 or DSI = 2 P_{Limit} Calculations – 2G/3G Phablet and UMPC SAR

MEASUREMENT RESULTS												
FREQUENCY		Mode/Band	Service	Conducted Power [dBm]	Configuration	Spacing (mm)	Side	# of GPRS Slots	Duty Cycle	SAR (10g)	PLimit	Minimum PLimit
MHz	Ch.									(W/kg)	[dBm]	[dBm]
836.52	384	CDMA BC0 (§22H)	EVDO Rev. 0	23.51	Open	0	Back	N/A	1:1	1.110	27.04	27.04
836.52	384	CDMA BC0 (§22H)	EVDO Rev. 0	23.51	Open	0	Front	N/A	1:1	0.717	28.93	
836.52	384	CDMA BC0 (§22H)	EVDO Rev. 0	23.51	Open	0	Bottom	N/A	1:1	0.547	30.11	
836.52	384	CDMA BC0 (§22H)	EVDO Rev. 0	23.51	Open	0	Right	N/A	1:1	0.122	36.63	
836.52	384	CDMA BC0 (§22H)	EVDO Rev. 0	23.51	Closed	0	Back	N/A	1:1	0.723	28.90	
836.52	384	CDMA BC0 (§22H)	EVDO Rev. 0	23.51	Closed	0	Front	N/A	1:1	0.255	33.42	
836.52	384	CDMA BC0 (§22H)	EVDO Rev. 0	23.51	Closed	0	Bottom	N/A	1:1	0.832	28.29	
836.52	384	CDMA BC0 (§22H)	EVDO Rev. 0	23.51	Closed	0	Right	N/A	1:1	0.321	32.42	
836.52	384	CDMA BC0 (§22H)	EVDO Rev. 0	23.51	Closed	0	Left	N/A	1:1	0.135	36.19	
836.60	190	GSM 850	GPRS	28.29	Closed	0	Back	3	1:2.76	0.513	30.74	30.74
836.60	190	GSM 850	GPRS	28.29	Closed	0	Front	3	1:2.76	0.169	35.56	
836.60	190	GSM 850	GPRS	28.29	Closed	0	Bottom	3	1:2.76	0.471	31.11	
836.60	190	GSM 850	GPRS	28.29	Closed	0	Right	3	1:2.76	0.210	34.62	
836.60	190	GSM 850	GPRS	28.29	Closed	0	Left	3	1:2.76	0.112	37.35	

For some bands/modes, a lower P_{Limit} was selected as a more conservative evaluation.
 Data highlighted in blue was tested and provided by the manufacturer.




FCC ID: A3LSMF916U	 Proud to be part of 	PART 0 SAR CHAR REPORT		Approved by: Quality Manager
Test Dates: 06/28/20 – 08/24/20	DUT Type: Portable Handset			APPENDIX A: Page 36 of 38

Table A-40
DSI = 0 P_{Limit} Calculations – 4G Phablet and UMPC SAR

MEASUREMENT RESULTS																
FREQUENCY			Mode	Bandwidth [MHz]	Conducted Power [dBm]	MPR [dB]	Configuration	Modulation	RB Size	RB Offset	Spacing (mm)	Side	Duty Cycle	SAR (10g)	PLimit	Minimum PLimit
MHz	Ch.													(W/kg)	[dBm]	[dBm]
782.00	23230	Mid	LTE Band 13	10	22.33	0	Open	QPSK	1	0	12	Back	1:1	0.212	33.05	32.90
782.00	23230	Mid	LTE Band 13	10	22.33	0	Open	QPSK	1	0	9	Front	1:1	0.138	34.91	
782.00	23230	Mid	LTE Band 13	10	22.33	0	Open	QPSK	1	0	16	Bottom	1:1	0.219	32.90	
782.00	23230	Mid	LTE Band 13	10	22.33	0	Open	QPSK	1	0	0	Right	1:1	0.044	39.87	
782.00	23230	Mid	LTE Band 13	10	21.48	1	Open	QPSK	25	0	0	Right	1:1	0.038	39.66	
782.00	23230	Mid	LTE Band 13	10	22.33	0	Closed	QPSK	1	0	10	Back	1:1	0.171	33.98	
782.00	23230	Mid	LTE Band 13	10	22.33	0	Closed	QPSK	1	0	0	Front	1:1	0.201	33.28	
782.00	23230	Mid	LTE Band 13	10	22.33	0	Closed	QPSK	1	0	12	Bottom	1:1	0.219	32.90	
782.00	23230	Mid	LTE Band 13	10	22.33	0	Closed	QPSK	1	0	0	Right	1:1	0.129	35.20	
782.00	23230	Mid	LTE Band 13	10	22.33	0	Closed	QPSK	1	0	0	Left	1:1	0.109	35.94	
793.00	23330	Mid	LTE Band 14	10	22.42	0	Open	QPSK	1	0	12	Back	1:1	0.169	34.12	32.32
793.00	23330	Mid	LTE Band 14	10	22.42	0	Open	QPSK	1	0	9	Front	1:1	0.083	37.21	
793.00	23330	Mid	LTE Band 14	10	22.42	0	Open	QPSK	1	0	16	Bottom	1:1	0.256	32.32	
793.00	23330	Mid	LTE Band 14	10	22.42	0	Open	QPSK	1	0	0	Right	1:1	0.063	38.41	
793.00	23330	Mid	LTE Band 14	10	21.36	1	Open	QPSK	25	12	0	Right	1:1	0.055	37.94	
793.00	23330	Mid	LTE Band 14	10	22.42	0	Closed	QPSK	1	0	10	Back	1:1	0.199	33.41	
793.00	23330	Mid	LTE Band 14	10	22.42	0	Closed	QPSK	1	0	0	Front	1:1	0.102	36.31	
793.00	23330	Mid	LTE Band 14	10	22.42	0	Closed	QPSK	1	0	12	Bottom	1:1	0.221	32.96	
793.00	23330	Mid	LTE Band 14	10	22.42	0	Closed	QPSK	1	0	0	Right	1:1	0.139	34.97	
793.00	23330	Mid	LTE Band 14	10	22.42	0	Closed	QPSK	1	0	0	Left	1:1	0.118	35.68	

For some bands/modes, a lower P_{Limit} was selected as a more conservative evaluation.
 Data highlighted in blue was tested and provided by the manufacturer.







FCC ID: A3LSMF916U	 Proud to be part of 	PART 0 SAR CHAR REPORT		Approved by: Quality Manager
Test Dates: 06/28/20 – 08/24/20	DUT Type: Portable Handset	APPENDIX A: Page 37 of 38		

Table A-41
DSI = 1 or DSI = 2 P_{Limit} Calculations – 4G Phablet and UMPC SAR

MEASUREMENT RESULTS																	
FREQUENCY			Mode	Bandwidth [MHz]	Conducted Power [dBm]	MPR [dB]	Configuration	Modulation	RB Size	RB Offset	Spacing (mm)	Side	Duty Cycle	SAR (10g)	P _{Limit}	Minimum P _{Limit}	
MHz	Ch.													(W/kg)	[dBm]	[dBm]	
782.00	23230	Mid	LTE Band 13	10	22.33	0	Open	QPSK	1	0	0	Back	1:1	0.986	26.37	26.17	
782.00	23230	Mid	LTE Band 13	10	21.48	1	Open	QPSK	25	0	0	Back	1:1	0.850	26.17		
782.00	23230	Mid	LTE Band 13	10	22.33	0	Open	QPSK	1	0	0	Front	1:1	0.336	31.05		
782.00	23230	Mid	LTE Band 13	10	21.48	1	Open	QPSK	25	0	0	Front	1:1	0.292	30.81		
782.00	23230	Mid	LTE Band 13	10	22.33	0	Open	QPSK	1	0	0	Bottom	1:1	0.644	28.22		
782.00	23230	Mid	LTE Band 13	10	21.48	1	Open	QPSK	25	0	0	Bottom	1:1	0.560	27.98		
782.00	23230	Mid	LTE Band 13	10	22.33	0	Open	QPSK	1	0	0	Right	1:1	0.044	39.87		
782.00	23230	Mid	LTE Band 13	10	21.48	1	Open	QPSK	25	0	0	Right	1:1	0.038	39.66		
782.00	23230	Mid	LTE Band 13	10	22.33	0	Closed	QPSK	1	0	0	Back	1:1	0.355	30.81		
782.00	23230	Mid	LTE Band 13	10	22.33	0	Closed	QPSK	1	0	0	Front	1:1	0.201	33.28		
782.00	23230	Mid	LTE Band 13	10	22.33	0	Closed	QPSK	1	0	0	Bottom	1:1	0.392	30.38		
782.00	23230	Mid	LTE Band 13	10	22.33	0	Closed	QPSK	1	0	0	Right	1:1	0.129	35.20		
782.00	23230	Mid	LTE Band 13	10	22.33	0	Closed	QPSK	1	0	0	Left	1:1	0.109	35.94		
793.00	23330	Mid	LTE Band 14	10	22.42	0	Open	QPSK	1	0	0	Back	1:1	1.050	26.19		25.94
793.00	23330	Mid	LTE Band 14	10	21.36	1	Open	QPSK	25	12	0	Back	1:1	0.871	25.94		
793.00	23330	Mid	LTE Band 14	10	22.42	0	Open	QPSK	1	0	0	Front	1:1	0.511	29.32		
793.00	23330	Mid	LTE Band 14	10	21.36	1	Open	QPSK	25	12	0	Front	1:1	0.439	28.91		
793.00	23330	Mid	LTE Band 14	10	22.42	0	Open	QPSK	1	0	0	Bottom	1:1	0.804	27.35		
793.00	23330	Mid	LTE Band 14	10	21.36	1	Open	QPSK	25	12	0	Bottom	1:1	0.635	27.31		
793.00	23330	Mid	LTE Band 14	10	22.42	0	Open	QPSK	1	0	0	Right	1:1	0.063	38.41		
793.00	23330	Mid	LTE Band 14	10	21.36	1	Open	QPSK	25	12	0	Right	1:1	0.055	37.94		
793.00	23330	Mid	LTE Band 14	10	22.42	0	Closed	QPSK	1	0	0	Back	1:1	0.348	30.98		
793.00	23330	Mid	LTE Band 14	10	22.42	0	Closed	QPSK	1	0	0	Front	1:1	0.102	36.31		
793.00	23330	Mid	LTE Band 14	10	22.42	0	Closed	QPSK	1	0	0	Bottom	1:1	0.354	30.91		
793.00	23330	Mid	LTE Band 14	10	22.42	0	Closed	QPSK	1	0	0	Right	1:1	0.139	34.97		
793.00	23330	Mid	LTE Band 14	10	22.42	0	Closed	QPSK	1	0	0	Left	1:1	0.118	35.68		

For some bands/modes, a lower P_{Limit} was selected as a more conservative evaluation.

FCC ID: A3LSMF916U	 Proud to be part of 	PART 0 SAR CHAR REPORT		Approved by: Quality Manager
Test Dates: 06/28/20 – 08/24/20	DUT Type: Portable Handset	APPENDIX A: Page 38 of 38		