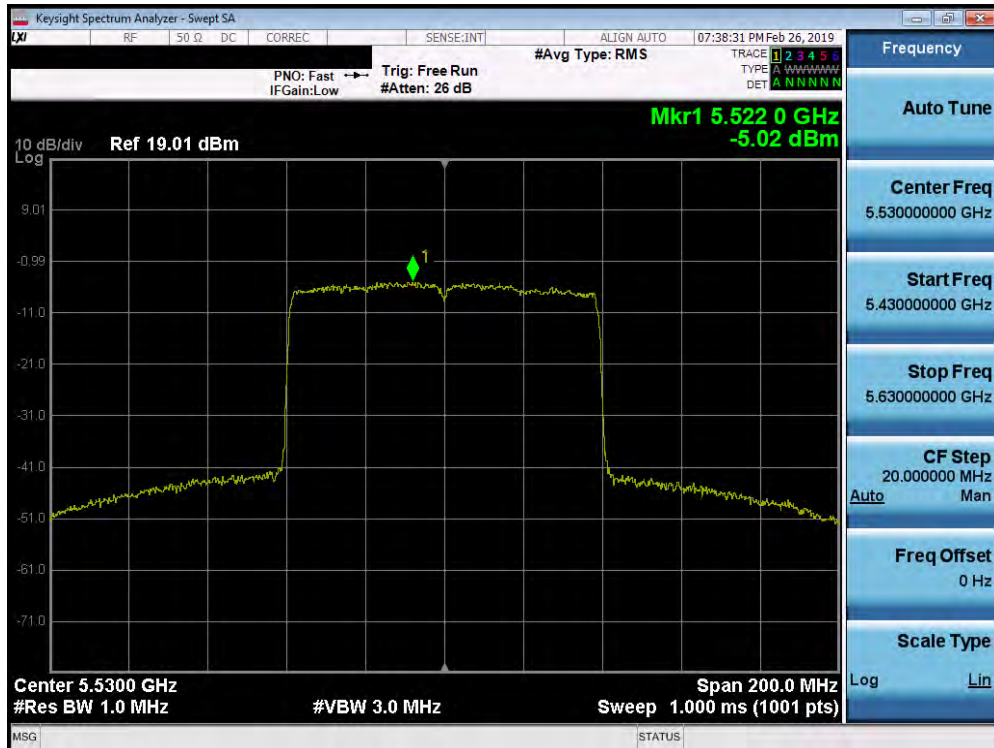
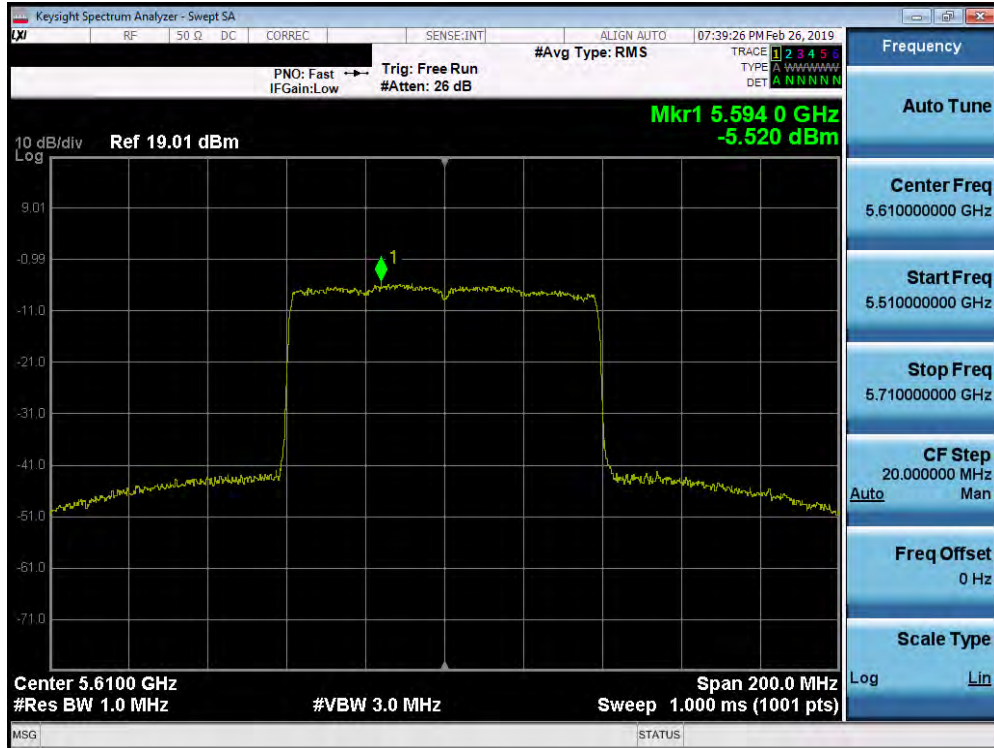


Plot 7-180. Power Spectral Density Plot SISO ANT1 (80MHz BW 802.11ac (UNII Band 2C) – Ch. 138)

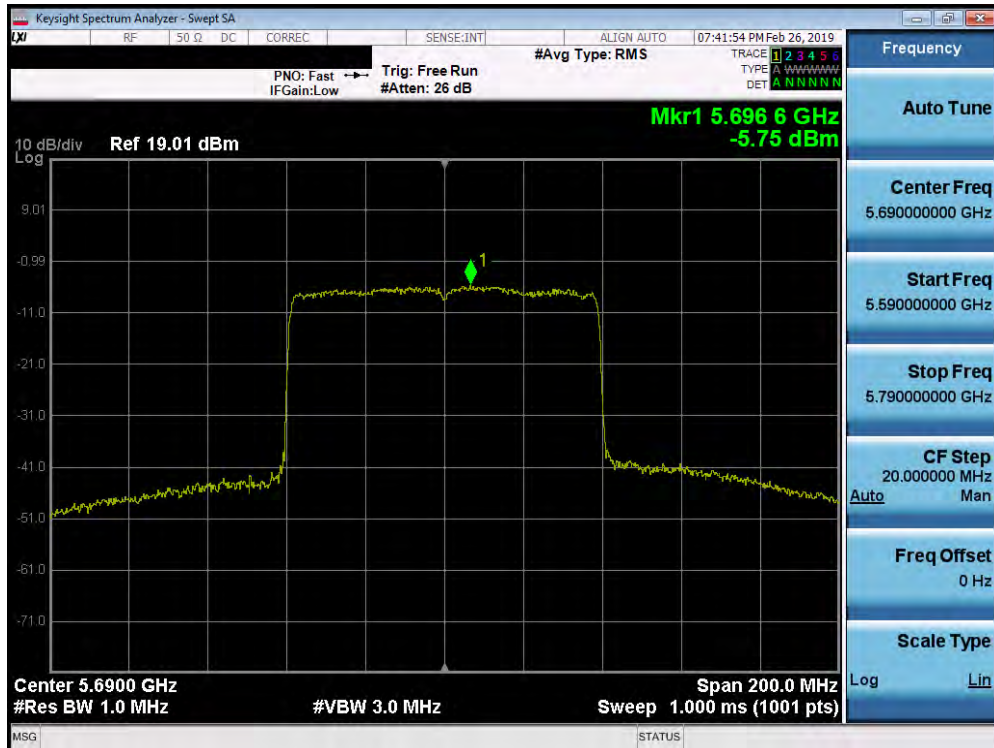


Plot 7-181. Power Spectral Density Plot SISO ANT1 (80MHz BW 802.11ax (UNII Band 2C) – Ch. 106)

FCC ID: A3LSMF907B		MEASUREMENT REPORT (CERTIFICATION)		Approved by: Quality Manager
Test Report S/N: 1M1904220064-07.A3L	Test Dates: 01/22-03/18/2019	EUT Type: Portable Handset		Page 120 of 244



Plot 7-182. Power Spectral Density Plot SISO ANT1 (80MHz BW 802.11ax (UNII Band 2C) – Ch. 122)

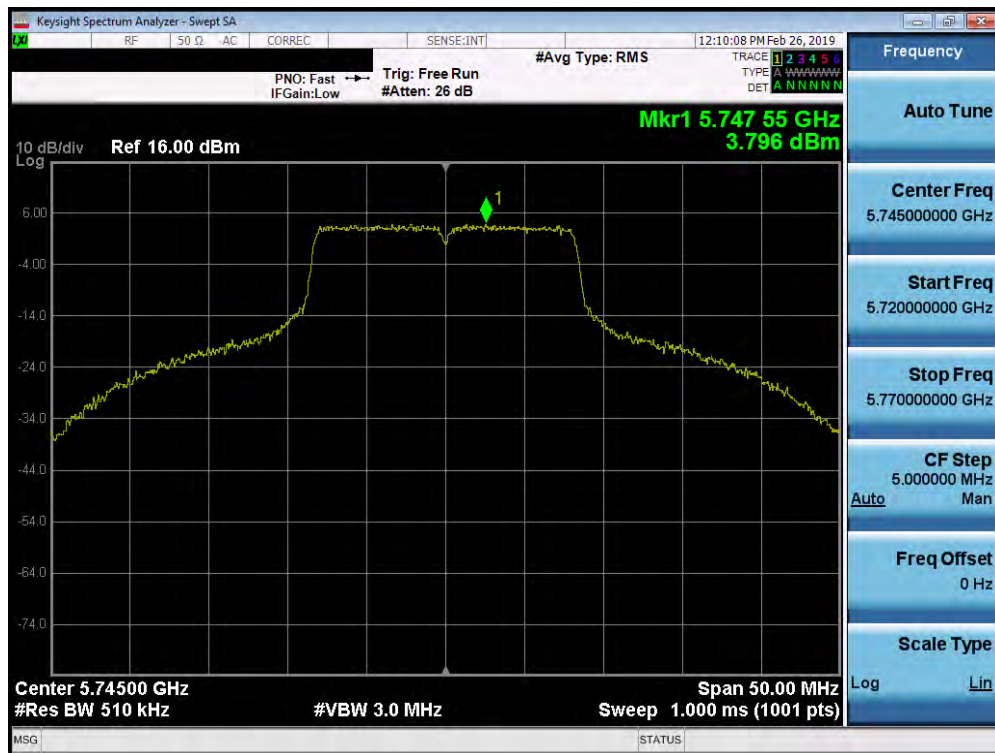


Plot 7-183. Power Spectral Density Plot SISO ANT1 (80MHz BW 802.11ax (UNII Band 2C) – Ch. 138)

FCC ID: A3LSMF907B		MEASUREMENT REPORT (CERTIFICATION)		Approved by: Quality Manager
Test Report S/N: 1M1904220064-07.A3L	Test Dates: 01/22-03/18/2019	EUT Type: Portable Handset		Page 121 of 244

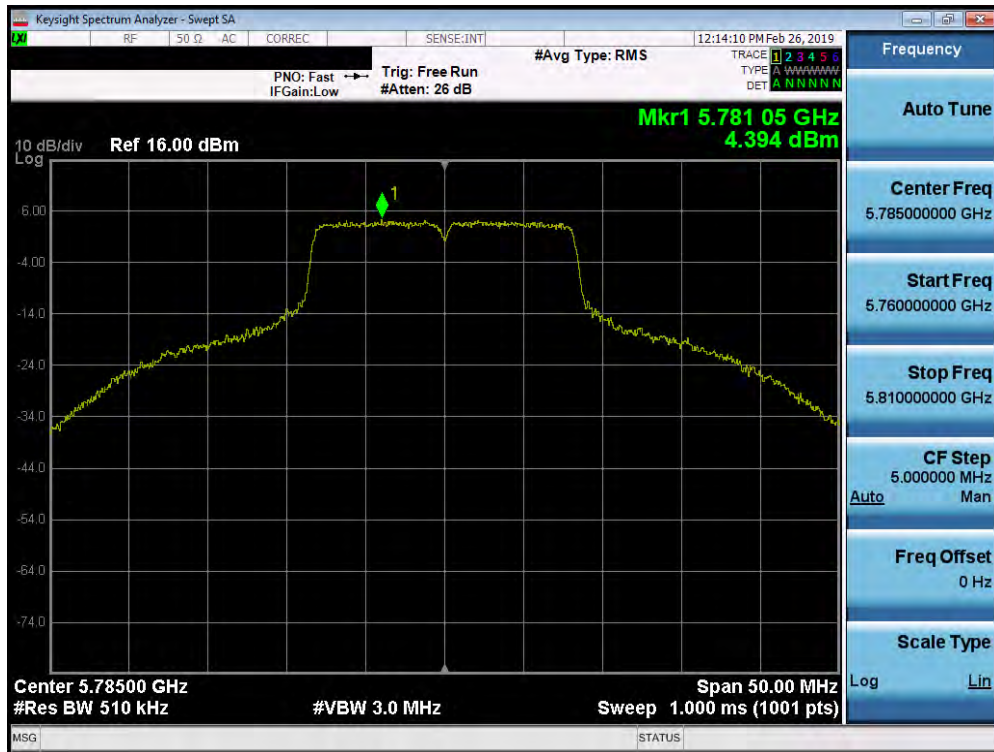
	Frequency [MHz]	Channel No.	802.11 Mode	Data Rate [Mbps]	Measured Power Density [dBm]	Max Permissible Power Density [dBm/500kHz]	Margin [dB]
Band 3	5745	149	a	6	3.80	30.0	-26.20
	5785	157	a	6	4.39	30.0	-25.61
	5825	165	a	6	2.57	30.0	-27.43
	5745	149	n (20MHz)	6.5/7.2 (MCS0)	3.52	30.0	-26.49
	5785	157	n (20MHz)	6.5/7.2 (MCS0)	3.85	30.0	-26.15
	5825	165	n (20MHz)	6.5/7.2 (MCS0)	3.71	30.0	-26.29
	5745	149	ax (20MHz)	8.6 (MCS0)	3.06	30.0	-26.94
	5785	157	ax (20MHz)	8.6 (MCS0)	3.60	30.0	-26.40
	5825	165	ax (20MHz)	8.6 (MCS0)	3.23	30.0	-26.77
	5755	151	n (40MHz)	13.5/15 (MCS0)	3.38	30.0	-26.62
	5795	159	n (40MHz)	13.5/15 (MCS0)	3.64	30.0	-26.37
	5755	151	ax (40MHz)	17.2 (MCS0)	-1.35	30.0	-31.35
	5795	159	ax (40MHz)	17.2 (MCS0)	-1.39	30.0	-31.39
	5775	155	ac (80MHz)	29.3/32.5 (MCS0)	-1.50	30.0	-31.50
5775	155	ax (80MHz)	36 (MCS0)	-4.83	30.0	-34.83	

Table 7-23. Band 3 Conducted Power Spectral Density Measurements SISO ANT1

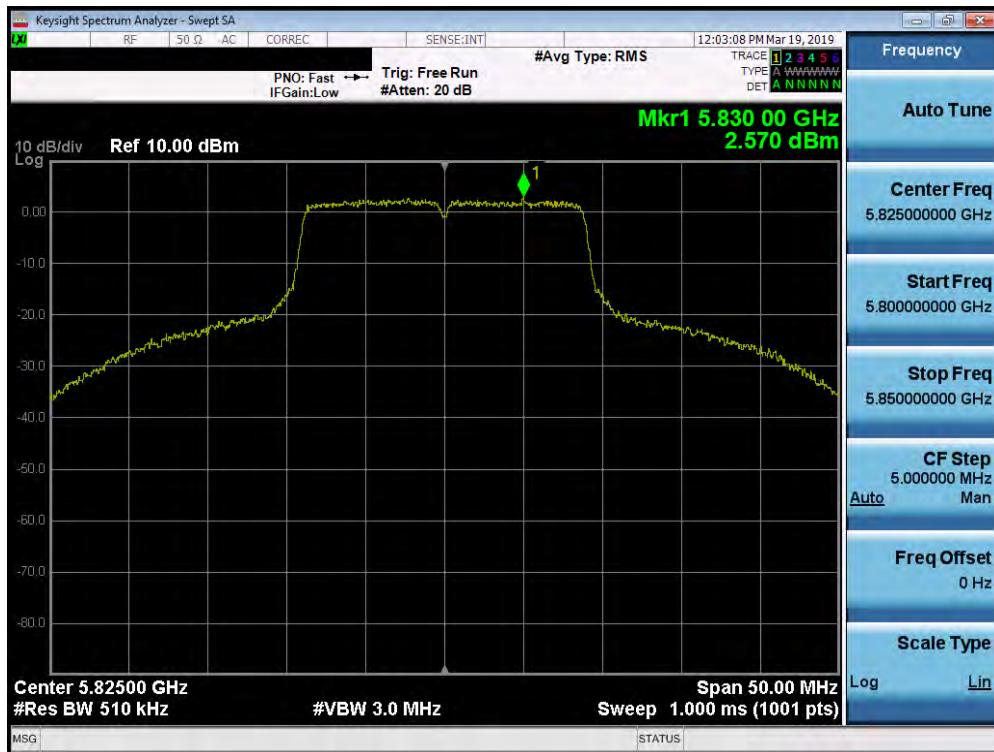


Plot 7-184. Power Spectral Density Plot SISO ANT1 (802.11a (UNII Band 3) – Ch. 149)

FCC ID: A3LSMF907B		MEASUREMENT REPORT (CERTIFICATION)		Approved by: Quality Manager
Test Report S/N: 1M1904220064-07.A3L	Test Dates: 01/22-03/18/2019	EUT Type: Portable Handset		Page 122 of 244

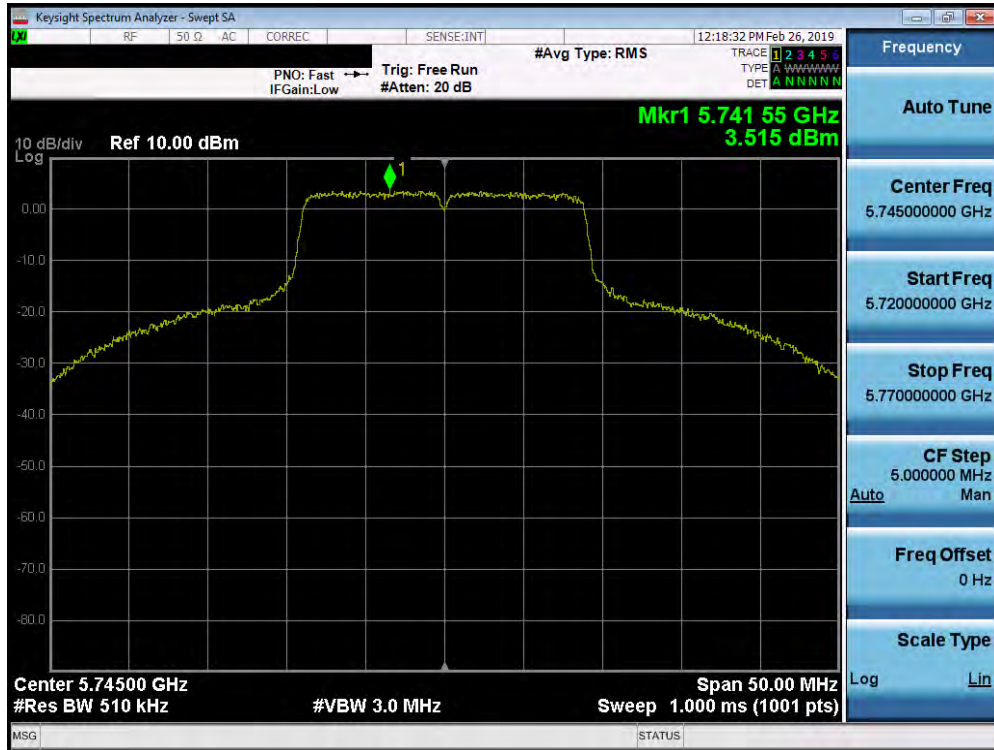


Plot 7-185. Power Spectral Density Plot SISO ANT1 (802.11a (UNII Band 3) – Ch. 157)

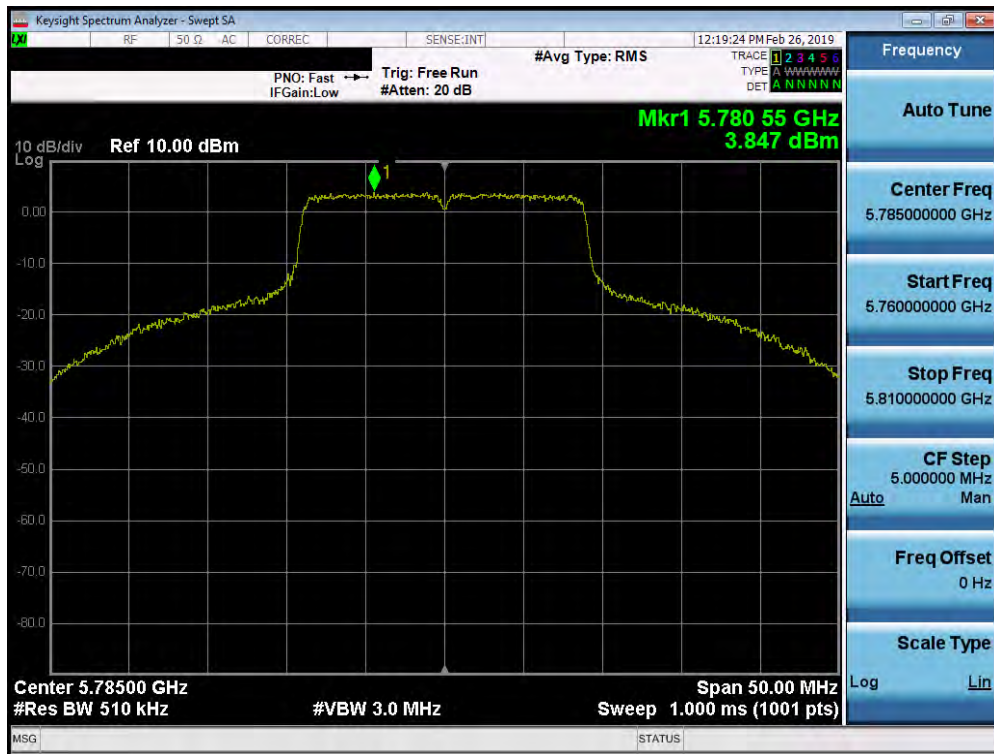


Plot 7-186. Power Spectral Density Plot SISO ANT1 (802.11a (UNII Band 3) – Ch. 165)

FCC ID: A3LSMF907B		MEASUREMENT REPORT (CERTIFICATION)		Approved by: Quality Manager
Test Report S/N: 1M1904220064-07.A3L	Test Dates: 01/22-03/18/2019	EUT Type: Portable Handset		Page 123 of 244

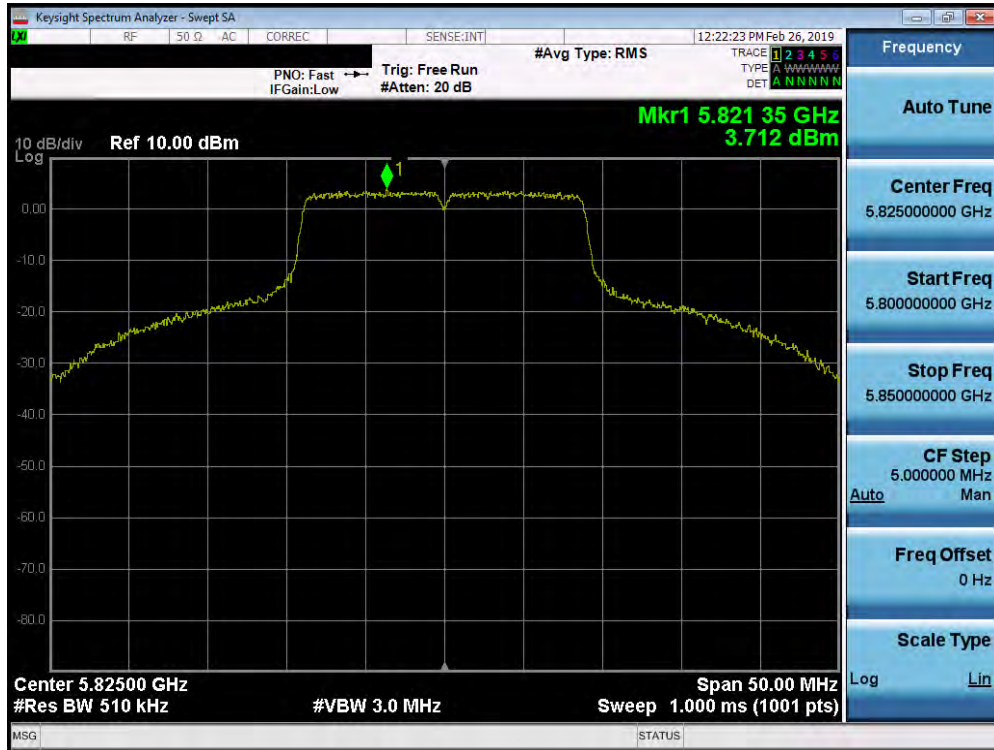


Plot 7-187. Power Spectral Density Plot SISO ANT1 (20MHz BW 802.11n (UNII Band 3) – Ch. 149)

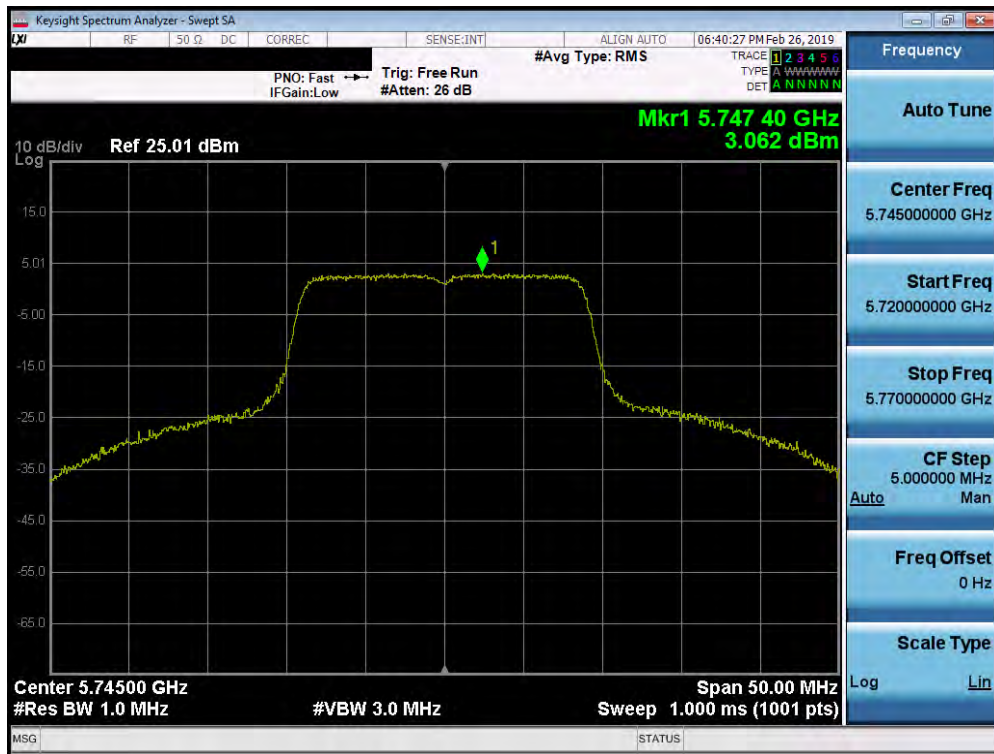


Plot 7-188. Power Spectral Density Plot SISO ANT1 (20MHz BW 802.11n (UNII Band 3) – Ch. 157)

FCC ID: A3LSMF907B		MEASUREMENT REPORT (CERTIFICATION)		Approved by: Quality Manager
Test Report S/N: 1M1904220064-07.A3L	Test Dates: 01/22-03/18/2019	EUT Type: Portable Handset		Page 124 of 244

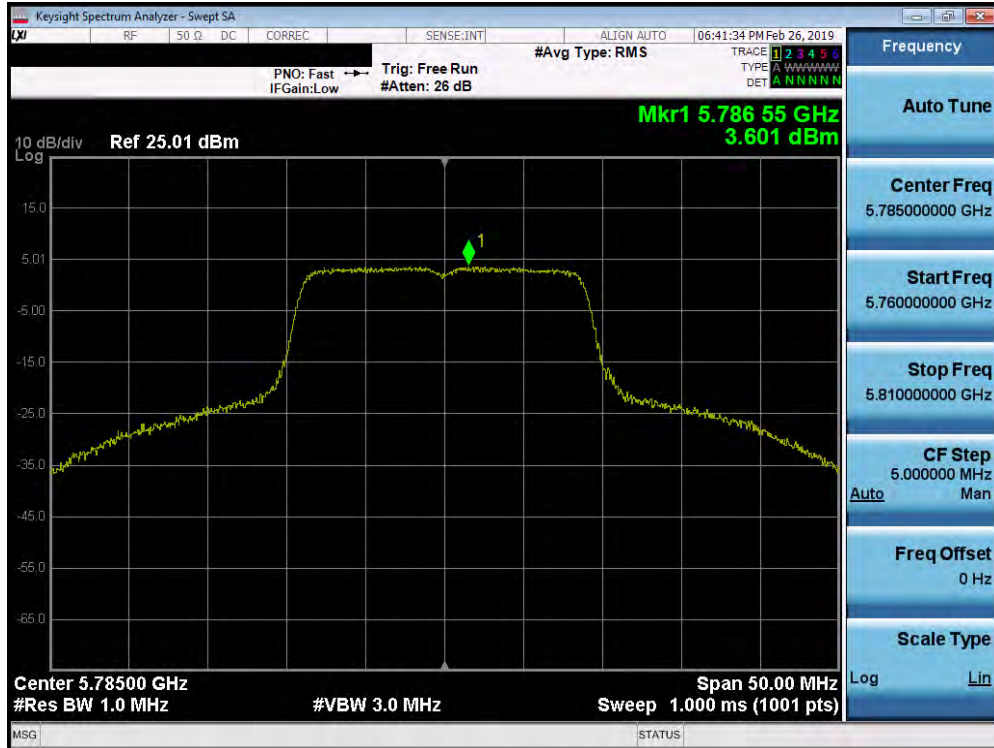


Plot 7-189. Power Spectral Density Plot SISO ANT1 (20MHz BW 802.11n (UNII Band 3) – Ch. 165)

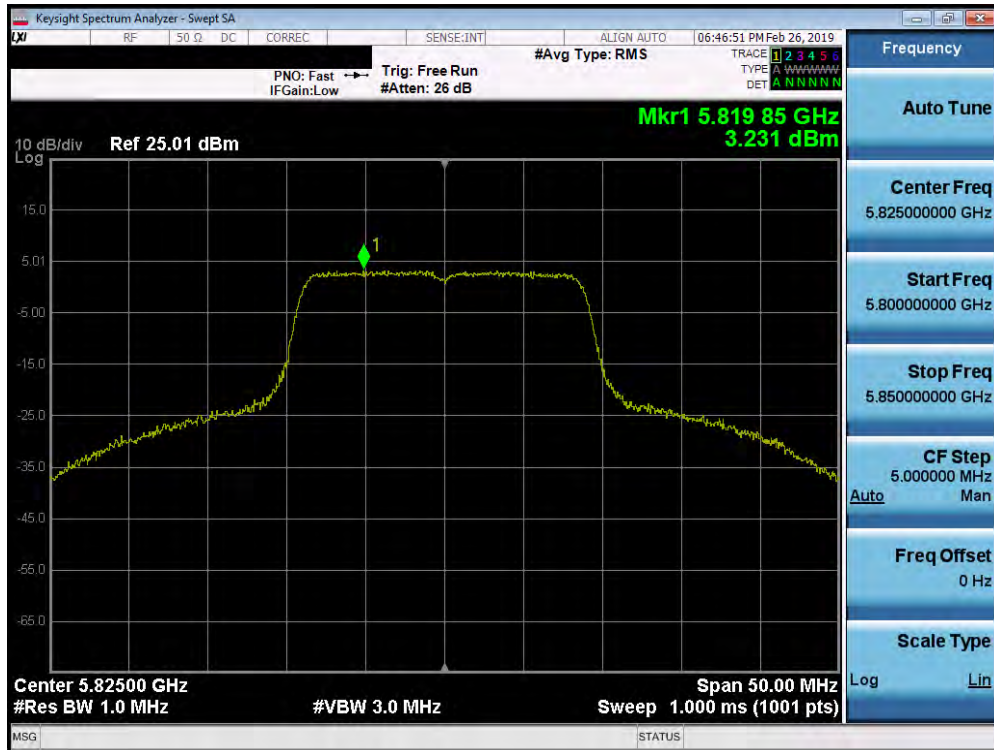


Plot 7-190. Power Spectral Density Plot SISO ANT1 (20MHz BW 802.11ax (UNII Band 3) – Ch. 149)

FCC ID: A3LSMF907B		MEASUREMENT REPORT (CERTIFICATION)		Approved by: Quality Manager
Test Report S/N: 1M1904220064-07.A3L	Test Dates: 01/22-03/18/2019	EUT Type: Portable Handset		Page 125 of 244

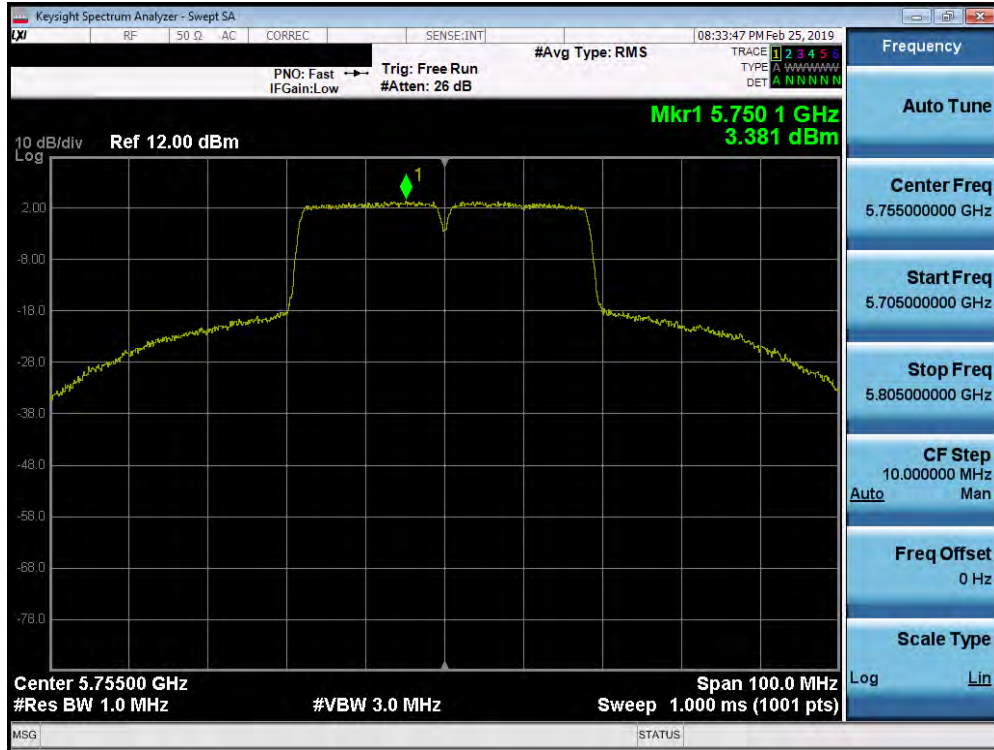


Plot 7-191. Power Spectral Density Plot SISO ANT1 (20MHz BW 802.11ax (UNII Band 3) – Ch. 157)

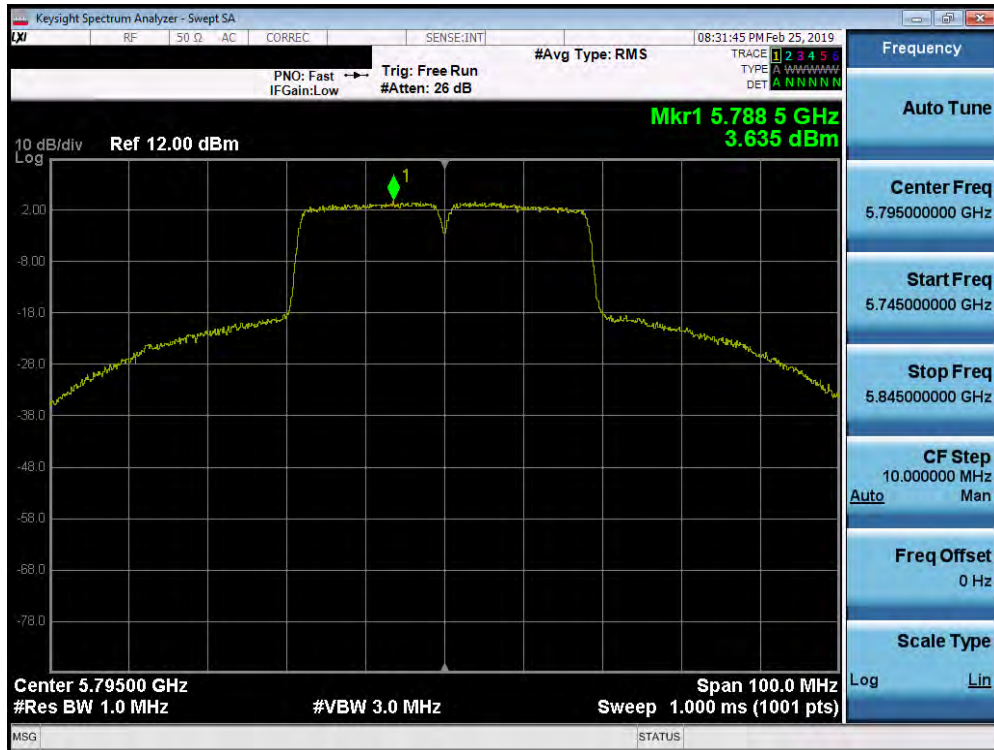


Plot 7-192. Power Spectral Density Plot SISO ANT1 (20MHz BW 802.11ax (UNII Band 3) – Ch. 165)

FCC ID: A3LSMF907B		MEASUREMENT REPORT (CERTIFICATION)		Approved by: Quality Manager
Test Report S/N: 1M1904220064-07.A3L	Test Dates: 01/22-03/18/2019	EUT Type: Portable Handset		Page 126 of 244

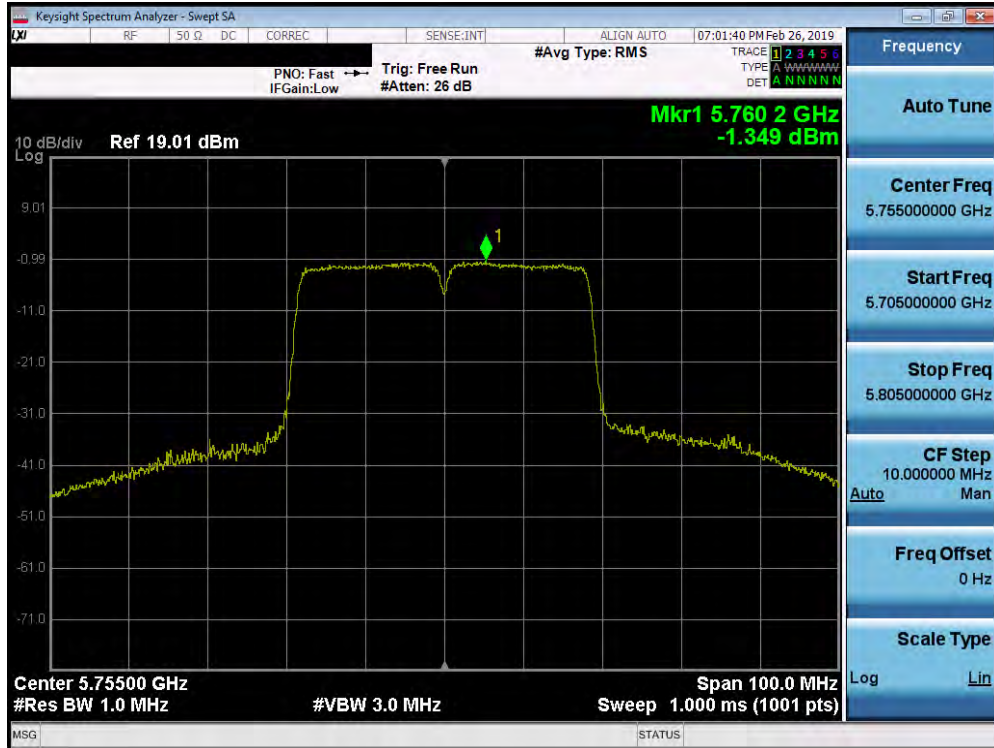


Plot 7-193. Power Spectral Density Plot SISO ANT1 (40MHz BW 802.11n (UNII Band 3) – Ch. 151)

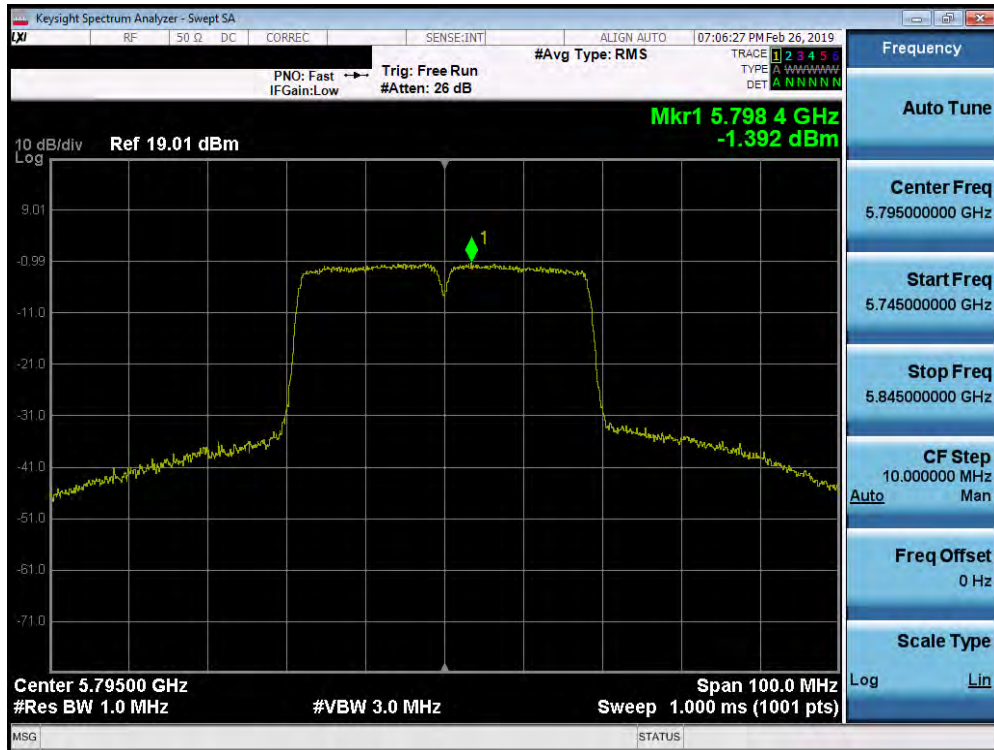


Plot 7-194. Power Spectral Density Plot SISO ANT1 (40MHz BW 802.11n (UNII Band 3) – Ch. 159)

FCC ID: A3LSMF907B		MEASUREMENT REPORT (CERTIFICATION)		Approved by: Quality Manager
Test Report S/N: 1M1904220064-07.A3L	Test Dates: 01/22-03/18/2019	EUT Type: Portable Handset		Page 127 of 244

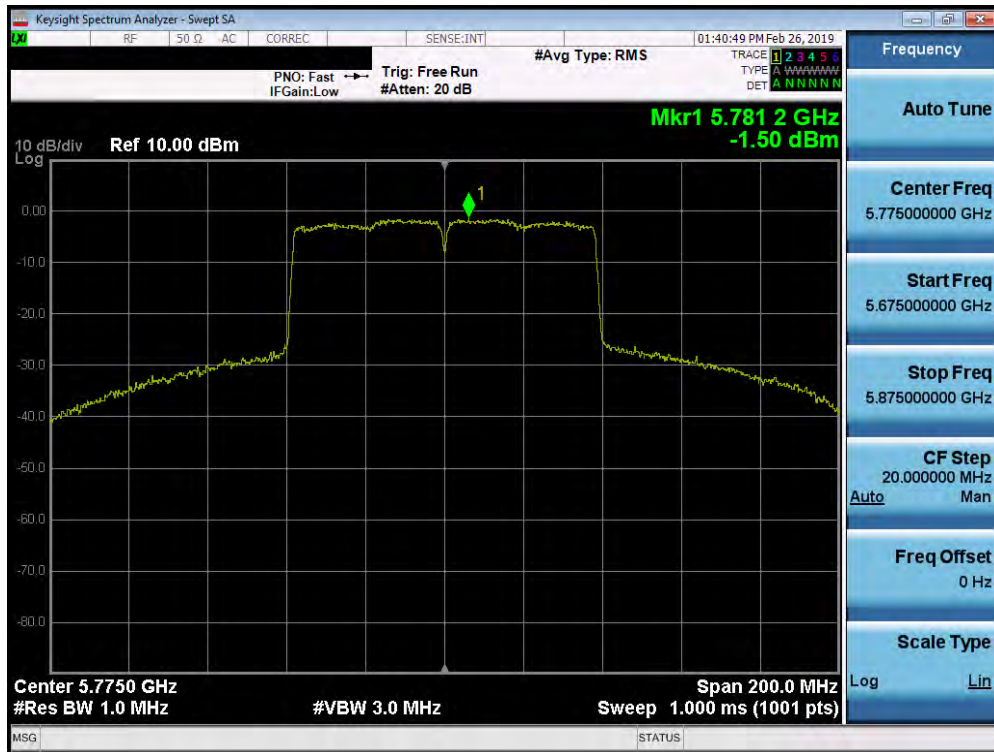


Plot 7-195. Power Spectral Density Plot SISO ANT1 (40MHz BW 802.11ax (UNII Band 3) – Ch. 151)

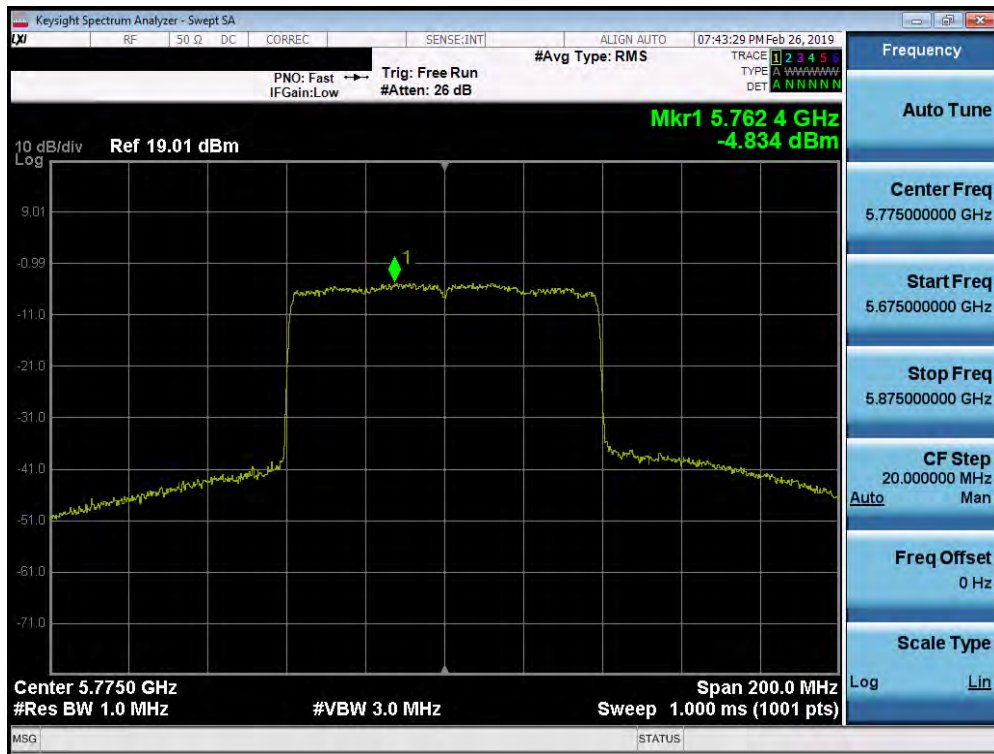


Plot 7-196. Power Spectral Density Plot SISO ANT1 (40MHz BW 802.11ax (UNII Band 3) – Ch. 159)

FCC ID: A3LSMF907B		MEASUREMENT REPORT (CERTIFICATION)		Approved by: Quality Manager
Test Report S/N: 1M1904220064-07.A3L	Test Dates: 01/22-03/18/2019	EUT Type: Portable Handset		Page 128 of 244



Plot 7-197. Power Spectral Density Plot SISO ANT1 (80MHz BW 802.11ac (UNII Band 3) – Ch. 155)



Plot 7-198. Power Spectral Density Plot SISO ANT1 (80MHz BW 802.11ax (UNII Band 3) – Ch. 155)

FCC ID: A3LSMF907B		MEASUREMENT REPORT (CERTIFICATION)		Approved by: Quality Manager
Test Report S/N: 1M1904220064-07.A3L	Test Dates: 01/22-03/18/2019	EUT Type: Portable Handset		Page 129 of 244

SISO Antenna-2 Power Spectral Density Measurements

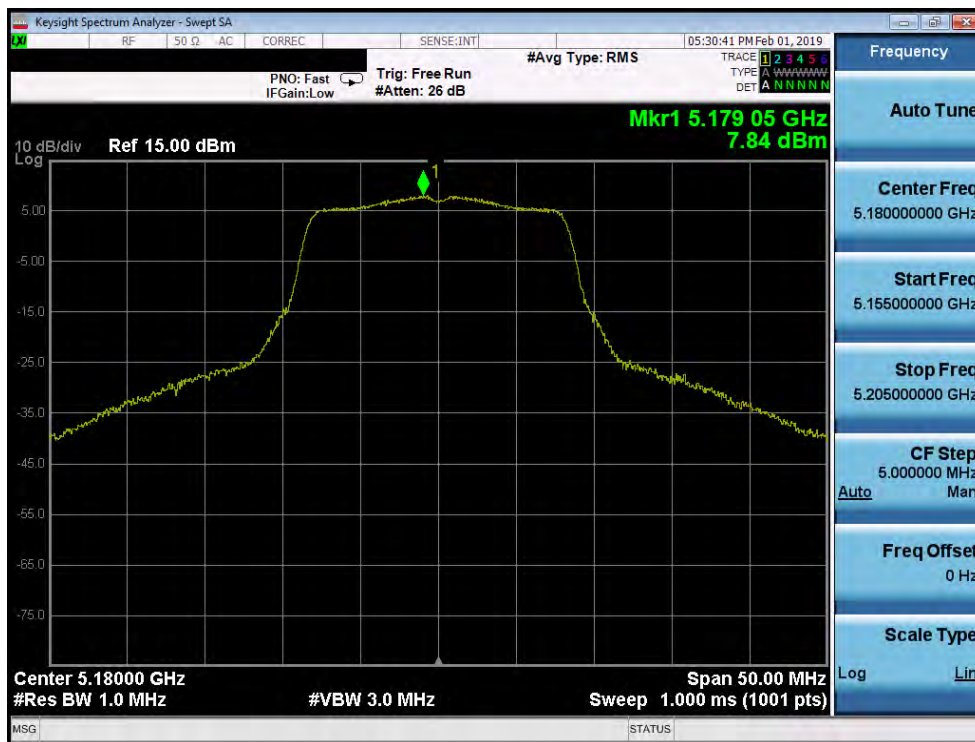
	Frequency [MHz]	Channel No.	802.11 Mode	Data Rate [Mbps]	Measured Power Density [dBm]	Max Power Density [dBm/MHz]	Margin [dB]
Band 1	5180	36	a	6	7.84	11.0	-3.16
	5200	40	a	6	6.94	11.0	-4.06
	5240	48	a	6	7.02	11.0	-3.98
	5180	36	n (20MHz)	6.5/7.2 (MCS0)	7.57	11.0	-3.43
	5200	40	n (20MHz)	6.5/7.2 (MCS0)	6.26	11.0	-4.74
	5240	48	n (20MHz)	6.5/7.2 (MCS0)	6.53	11.0	-4.47
	5180	36	ax (20MHz)	8.6 (MCS0)	3.97	11.0	-7.03
	5200	40	ax (20MHz)	8.6 (MCS0)	3.93	11.0	-7.07
	5240	48	ax (20MHz)	8.6 (MCS0)	4.14	11.0	-6.86
	5190	38	n (40MHz)	13.5/15 (MCS0)	1.10	11.0	-9.91
	5230	46	n (40MHz)	13.5/15 (MCS0)	2.75	11.0	-8.25
	5190	38	ax (40MHz)	17.2 (MCS0)	-0.61	11.0	-11.61
	5230	46	ax (40MHz)	17.2 (MCS0)	-1.28	11.0	-12.28
	5210	42	ac (80MHz)	29.3/32.5 (MCS0)	-2.97	11.0	-13.97
5210	42	ax (80MHz)	36 (MCS0)	-4.90	11.0	-15.90	
Band 2A	5260	52	a	6	6.47	11.0	-4.54
	5280	56	a	6	6.69	11.0	-4.31
	5320	64	a	6	7.54	11.0	-3.46
	5260	52	n (20MHz)	6.5/7.2 (MCS0)	6.43	11.0	-4.57
	5280	56	n (20MHz)	6.5/7.2 (MCS0)	6.37	11.0	-4.63
	5320	64	n (20MHz)	6.5/7.2 (MCS0)	7.38	11.0	-3.62
	5260	52	ax (20MHz)	8.6 (MCS0)	3.88	11.0	-7.12
	5280	56	ax (20MHz)	8.6 (MCS0)	3.70	11.0	-7.30
	5320	64	ax (20MHz)	8.6 (MCS0)	3.99	11.0	-7.01
	5270	54	n (40MHz)	13.5/15 (MCS0)	2.49	11.0	-8.51
	5310	62	n (40MHz)	13.5/15 (MCS0)	3.62	11.0	-7.38
	5270	54	ax (40MHz)	17.2 (MCS0)	-1.26	11.0	-12.26
	5310	62	ax (40MHz)	17.2 (MCS0)	-1.61	11.0	-12.61
	5290	58	ac (80MHz)	29.3/32.5 (MCS0)	-3.27	11.0	-14.27
5210	58	ax (80MHz)	36 (MCS0)	-4.87	11.0	-15.87	
Band 2C	5500	100	a	6	7.66	11.0	-3.34
	5600	120	a	6	6.64	11.0	-4.36
	5720	144	a	6	6.93	11.0	-4.07
	5500	100	n (20MHz)	6.5/7.2 (MCS0)	7.52	11.0	-3.48
	5600	120	n (20MHz)	6.5/7.2 (MCS0)	6.09	11.0	-4.91
	5720	144	n (20MHz)	6.5/7.2 (MCS0)	6.58	11.0	-4.42
	5500	100	ax (20MHz)	8.6 (MCS0)	3.80	11.0	-7.20
	5600	120	ax (20MHz)	8.6 (MCS0)	3.89	11.0	-7.11
	5720	144	ax (20MHz)	8.6 (MCS0)	4.31	11.0	-6.69
	5510	102	n (40MHz)	13.5/15 (MCS0)	3.72	11.0	-7.28
	5590	118	n (40MHz)	13.5/15 (MCS0)	2.70	11.0	-8.30
	5710	142	n (40MHz)	13.5/15 (MCS0)	3.02	11.0	-7.98
	5510	102	ax (40MHz)	17.2 (MCS0)	-0.90	11.0	-11.90
	5590	118	ax (40MHz)	17.2 (MCS0)	-3.59	11.0	-14.59
	5710	142	ax (40MHz)	17.2 (MCS0)	-3.50	11.0	-14.50
	5530	106	ac (80MHz)	29.3/32.5 (MCS0)	-2.09	11.0	-13.09
	5610	122	ac (80MHz)	29.3/32.5 (MCS0)	-3.20	11.0	-14.20
	5690	138	ac (80MHz)	29.3/32.5 (MCS0)	-3.17	11.0	-14.17
5530	106	ax (80MHz)	36 (MCS0)	-6.19	11.0	-17.19	
5610	122	ax (80MHz)	36 (MCS0)	-8.67	11.0	-19.67	
5690	138	ax (80MHz)	36 (MCS0)	-7.23	11.0	-18.23	

Table 7-24. Conducted Power Spectral Density Measurements SISO ANT2

FCC ID: A3LSMF907B		MEASUREMENT REPORT (CERTIFICATION)		Approved by: Quality Manager
Test Report S/N: 1M1904220064-07-A3L	Test Dates: 01/22-03/18/2019	EUT Type: Portable Handset		Page 130 of 244

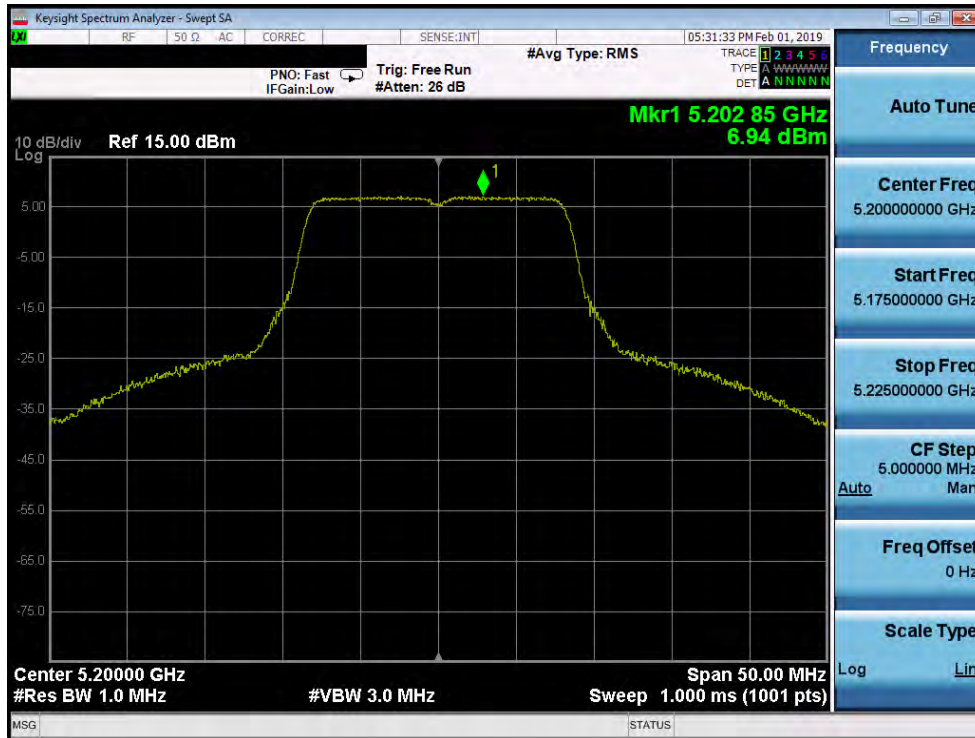
	Frequency [MHz]	Channel No.	802.11 Mode	Data Rate [Mbps]	Measured Power Density [dBm]	Antenna Gain [dBi]	e.i.r.p. Power Density [dBm/MHz]	ISED Max e.i.r.p. Power Density [dBm/MHz]	Margin [dB]
Band 1	5180	36	a	6	7.84	-6.05	1.79	10.0	-8.21
	5200	40	a	6	6.94	-6.05	0.89	10.0	-9.11
	5240	48	a	6	7.02	-6.05	0.97	10.0	-9.03
	5180	36	n (20MHz)	6.5/7.2 (MCS0)	7.57	-6.05	1.52	10.0	-8.48
	5200	40	n (20MHz)	6.5/7.2 (MCS0)	6.26	-6.05	0.21	10.0	-9.79
	5240	48	n (20MHz)	6.5/7.2 (MCS0)	6.53	-6.05	0.48	10.0	-9.52
	5190	38	n (40MHz)	13.5/15 (MCS0)	1.10	-6.05	-4.95	10.0	-14.95
	5230	46	n (40MHz)	13.5/15 (MCS0)	2.75	-6.05	-3.30	10.0	-13.30
	5210	42	ac (80MHz)	29.3/32.5 (MCS0)	-2.97	-6.05	-9.02	10.0	-19.02

Table 7-25. Band 1 e.i.r.p. Conducted Power Spectral Density Measurements (ISED) SISO ANT2

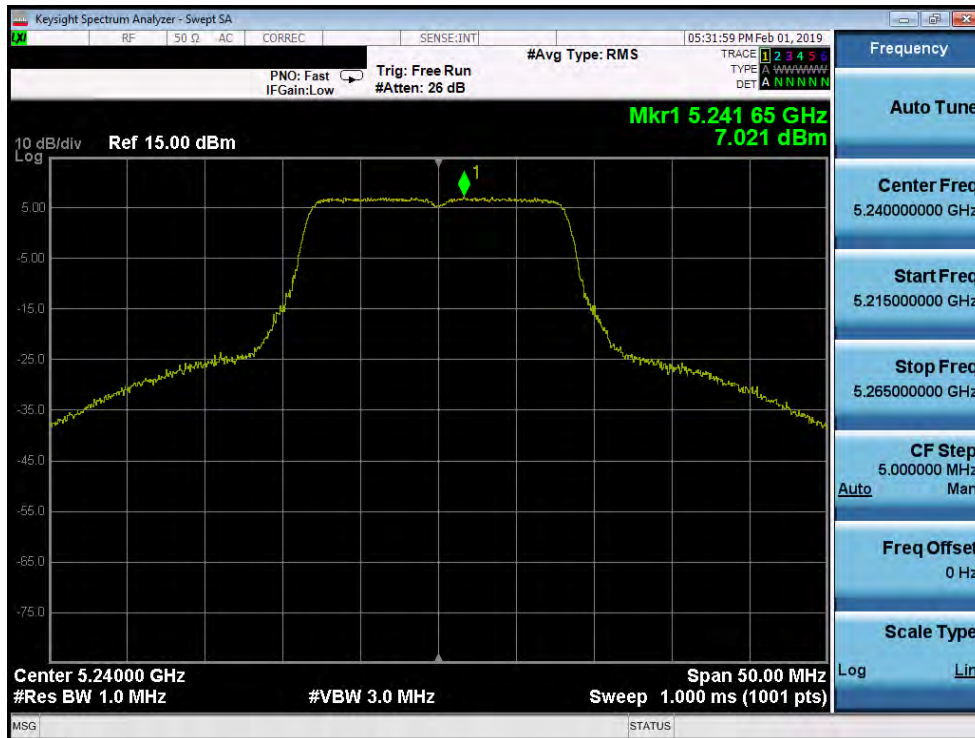


Plot 7-199. Power Spectral Density Plot SISO ANT2 (802.11a (UNII Band 1) – Ch. 36)

FCC ID: A3LSMF907B		MEASUREMENT REPORT (CERTIFICATION)		Approved by: Quality Manager
Test Report S/N: 1M1904220064-07.A3L	Test Dates: 01/22-03/18/2019	EUT Type: Portable Handset		Page 131 of 244

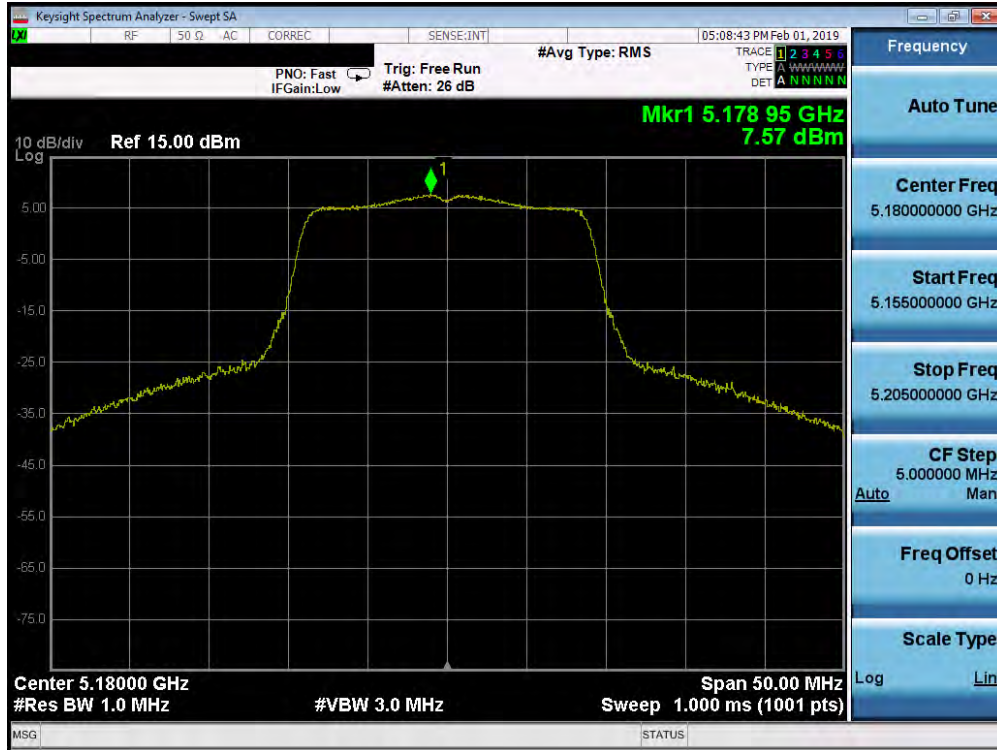


Plot 7-200. Power Spectral Density Plot SISO ANT2 (802.11a (UNII Band 1) – Ch. 40)

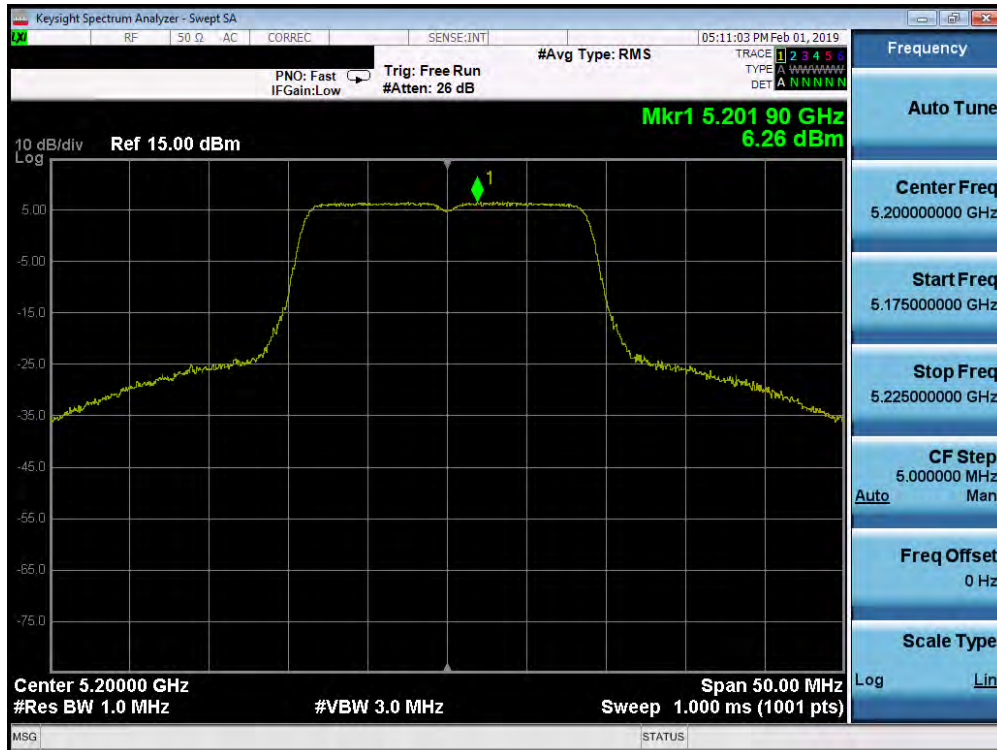


Plot 7-201. Power Spectral Density Plot SISO ANT2 (802.11a (UNII Band 1) – Ch. 48)

FCC ID: A3LSMF907B		MEASUREMENT REPORT (CERTIFICATION)		Approved by: Quality Manager
Test Report S/N: 1M1904220064-07.A3L	Test Dates: 01/22-03/18/2019	EUT Type: Portable Handset		Page 132 of 244

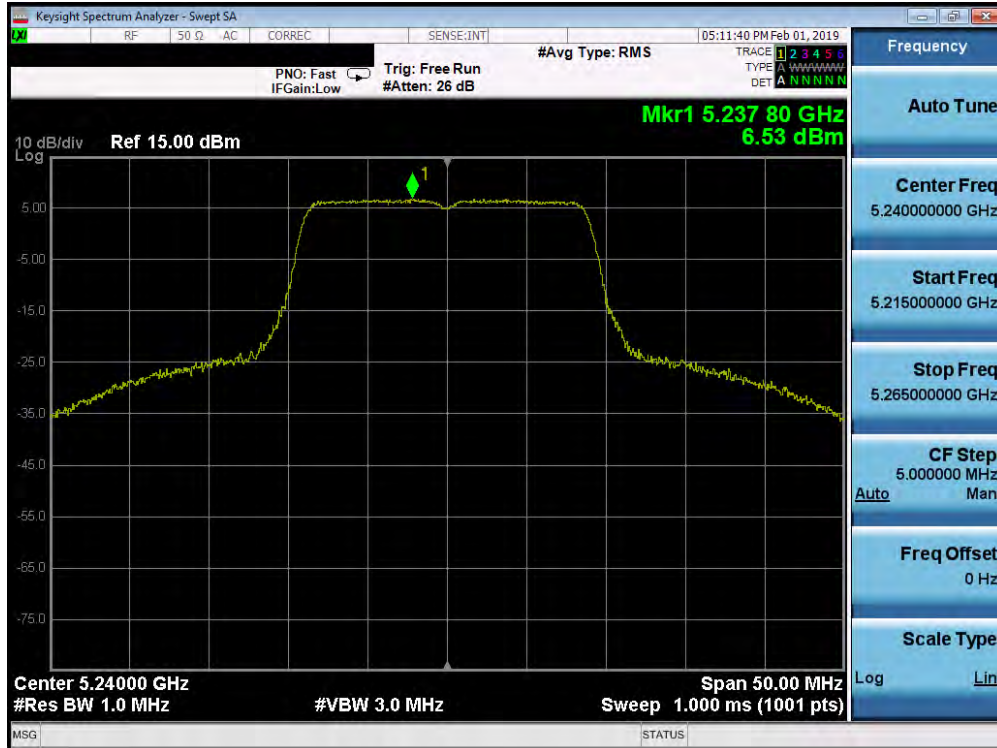


Plot 7-202. Power Spectral Density Plot SISO ANT2 (20MHz BW 802.11n (UNII Band 1) – Ch. 36)

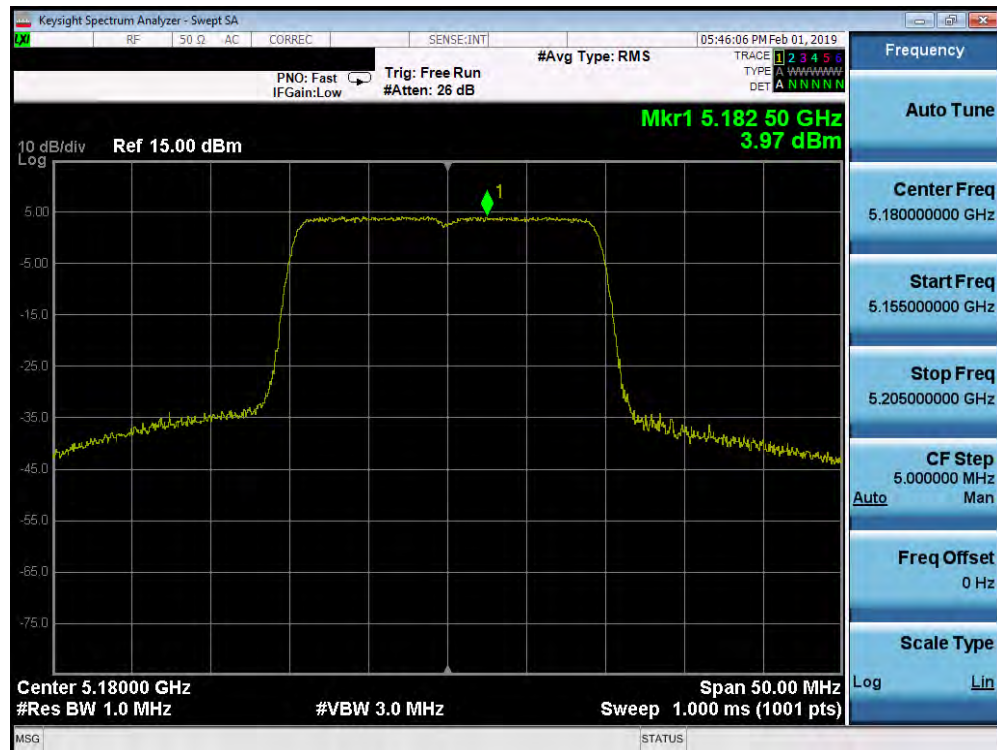


Plot 7-203. Power Spectral Density Plot SISO ANT2 (20MHz BW 802.11n (UNII Band 1) – Ch. 40)

FCC ID: A3LSMF907B		MEASUREMENT REPORT (CERTIFICATION)		Approved by: Quality Manager
Test Report S/N: 1M1904220064-07.A3L	Test Dates: 01/22-03/18/2019	EUT Type: Portable Handset		Page 133 of 244

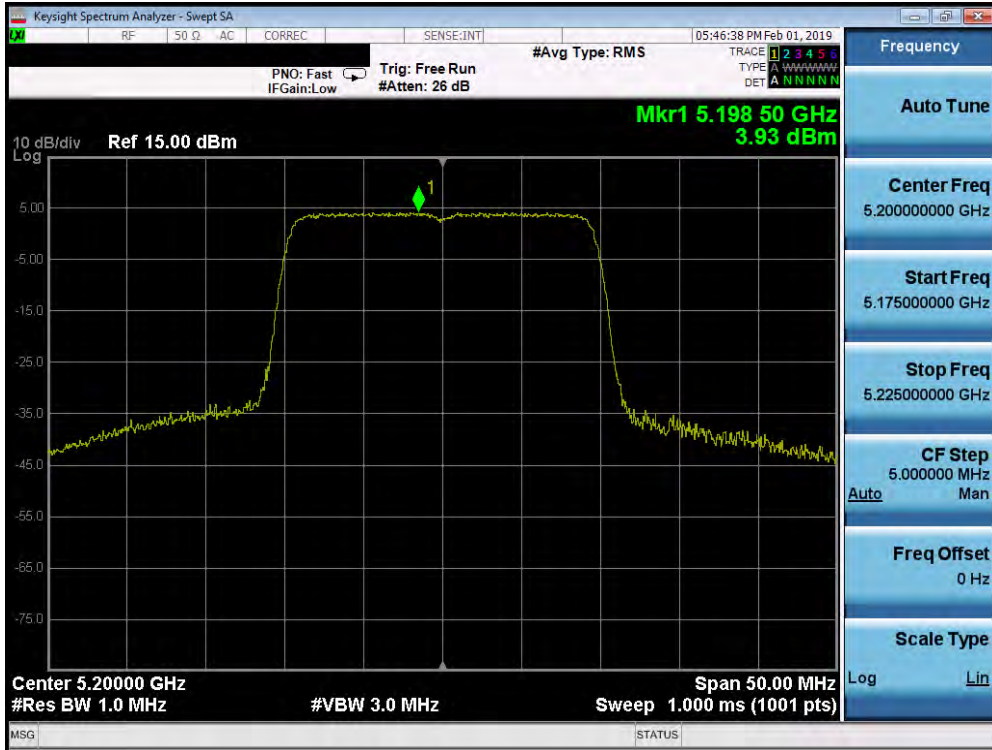


Plot 7-204. Power Spectral Density Plot SISO ANT2 (20MHz BW 802.11n (UNII Band 1) – Ch. 48)

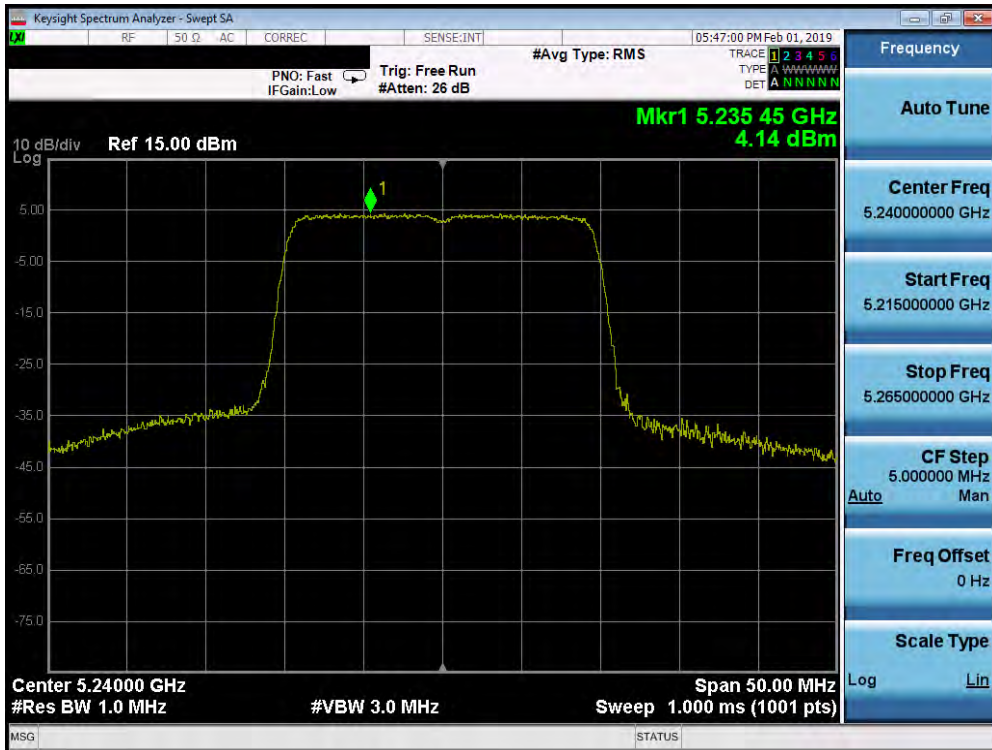


Plot 7-205. Power Spectral Density Plot SISO ANT2 (20MHz BW 802.11ax (UNII Band 1) – Ch. 36)

FCC ID: A3LSMF907B		MEASUREMENT REPORT (CERTIFICATION)		Approved by: Quality Manager
Test Report S/N: 1M1904220064-07.A3L	Test Dates: 01/22-03/18/2019	EUT Type: Portable Handset		Page 134 of 244

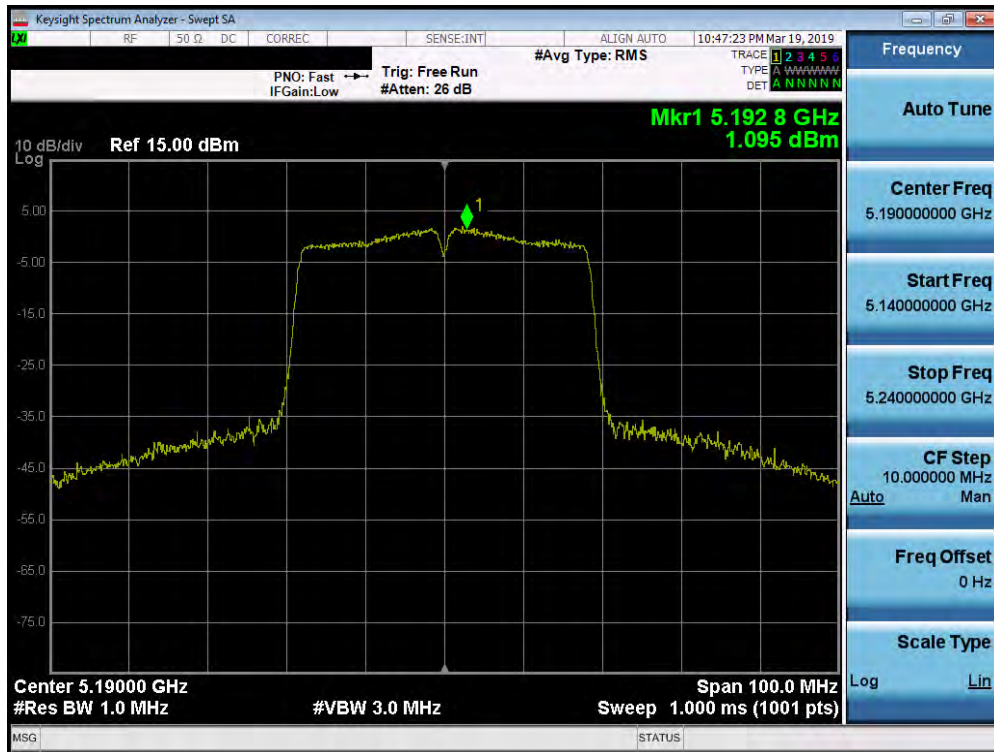


Plot 7-206. Power Spectral Density Plot SISO ANT2 (20MHz BW 802.11ax (UNII Band 1) – Ch. 40)

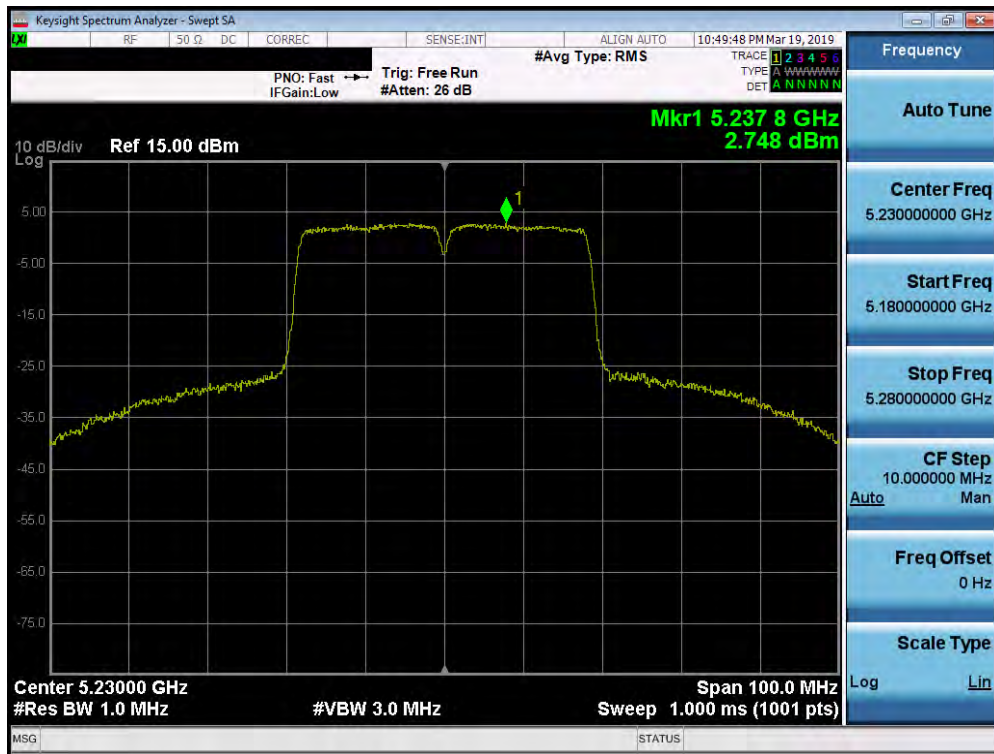


Plot 7-207. Power Spectral Density Plot SISO ANT2 (20MHz BW 802.11ax (UNII Band 1) – Ch. 48)

FCC ID: A3LSMF907B		MEASUREMENT REPORT (CERTIFICATION)		Approved by: Quality Manager
Test Report S/N: 1M1904220064-07.A3L	Test Dates: 01/22-03/18/2019	EUT Type: Portable Handset		Page 135 of 244

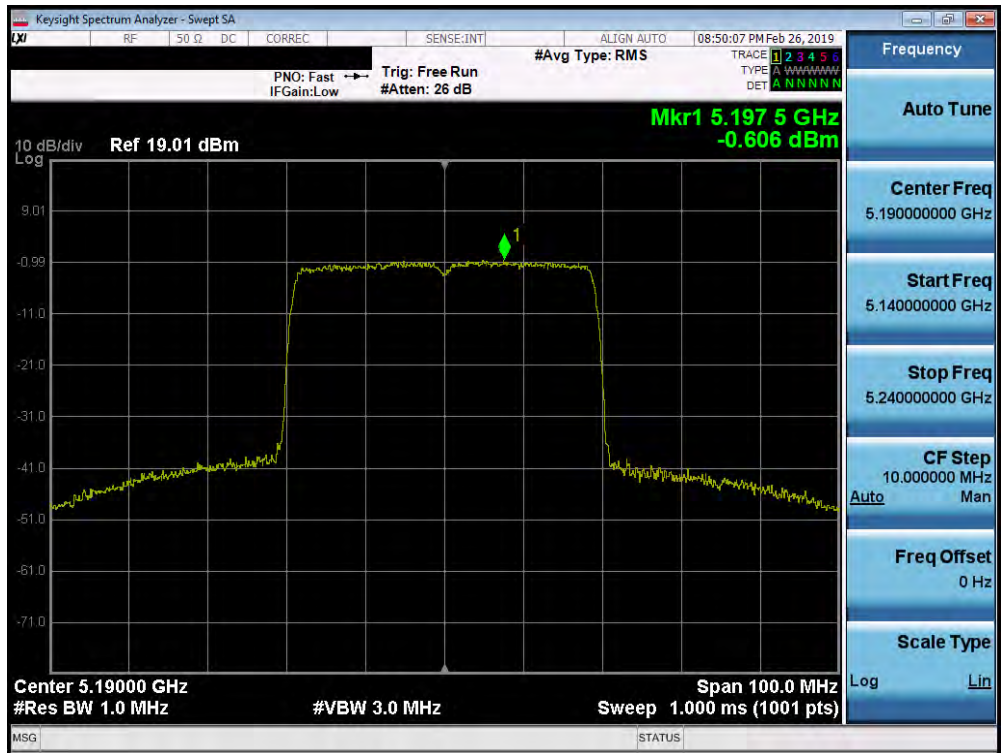


Plot 7-208. Power Spectral Density Plot SISO ANT2 (40MHz BW 802.11n (UNII Band 1) – Ch. 38)

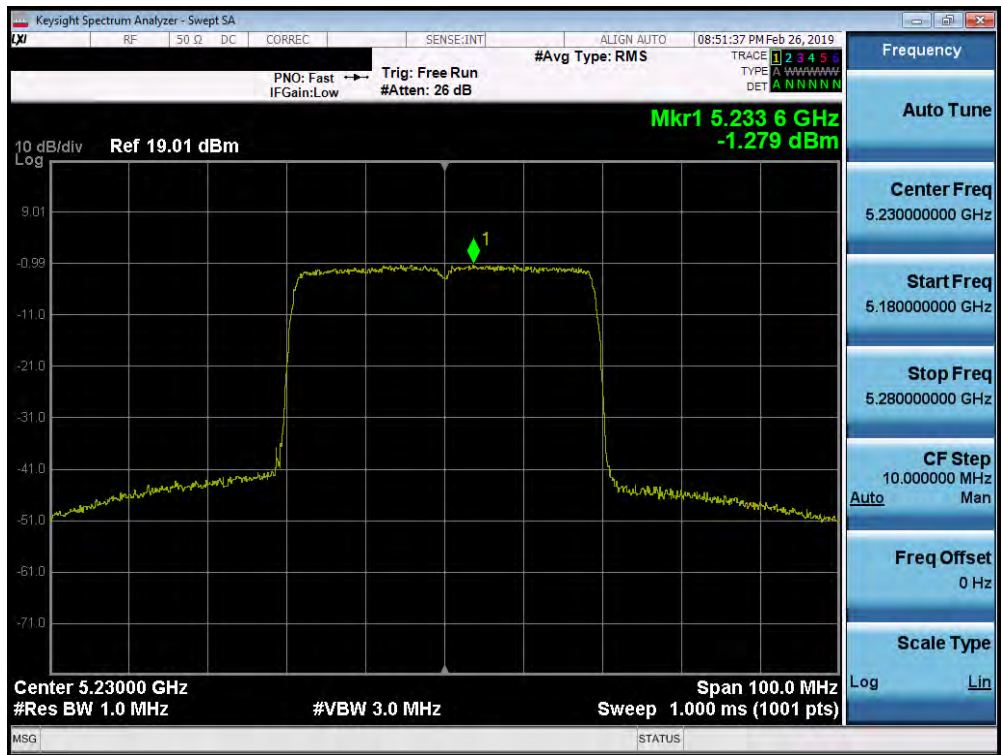


Plot 7-209. Power Spectral Density Plot SISO ANT2 (40MHz BW 802.11n (UNII Band 1) – Ch. 46)

FCC ID: A3LSMF907B		MEASUREMENT REPORT (CERTIFICATION)		Approved by: Quality Manager
Test Report S/N: 1M1904220064-07.A3L	Test Dates: 01/22-03/18/2019	EUT Type: Portable Handset		Page 136 of 244

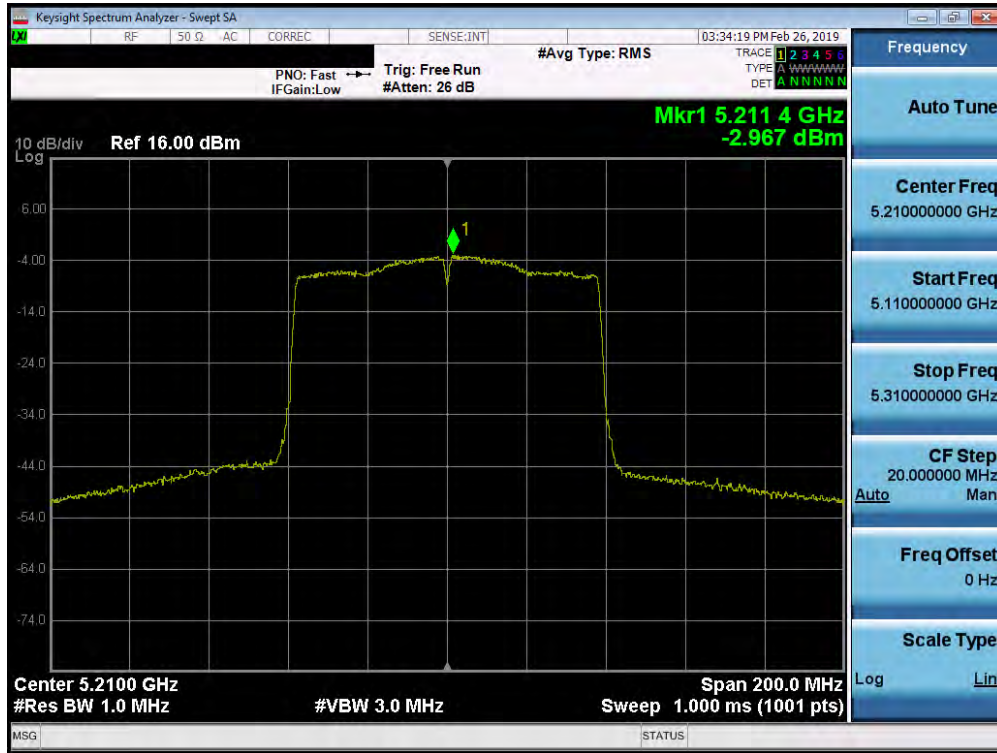


Plot 7-210. Power Spectral Density Plot SISO ANT2 (40MHz BW 802.11ax (UNII Band 1) – Ch. 38)

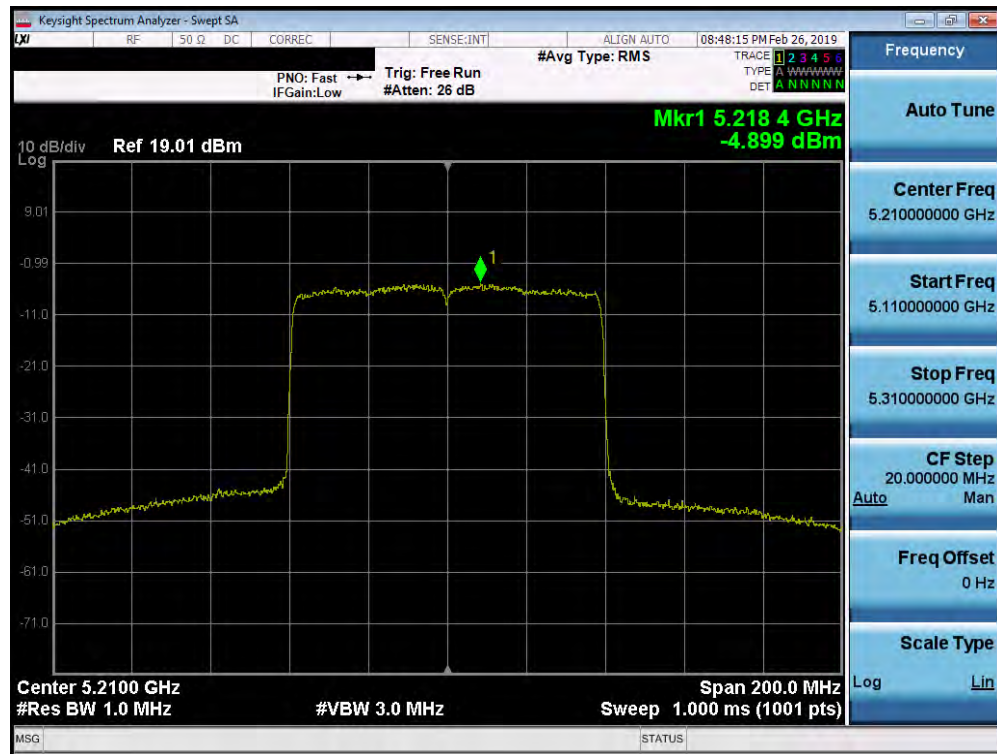


Plot 7-211. Power Spectral Density Plot SISO ANT2 (40MHz BW 802.11ax (UNII Band 1) – Ch. 46)

FCC ID: A3LSMF907B		MEASUREMENT REPORT (CERTIFICATION)		Approved by: Quality Manager
Test Report S/N: 1M1904220064-07-A3L	Test Dates: 01/22-03/18/2019	EUT Type: Portable Handset		Page 137 of 244

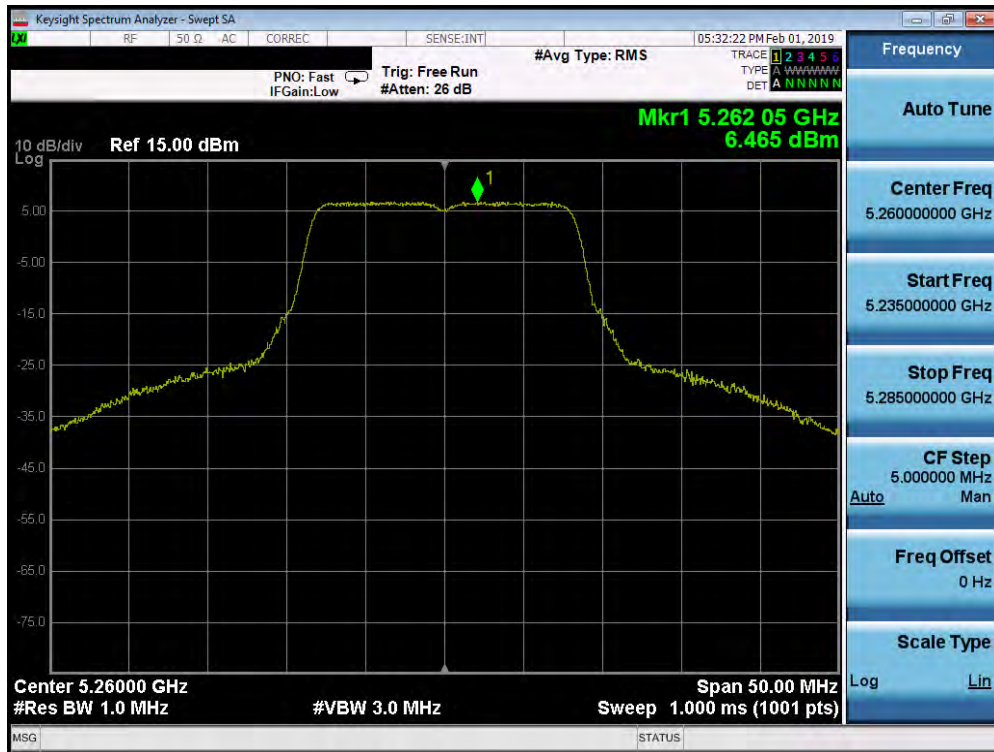


Plot 7-212. Power Spectral Density Plot SISO ANT2 (80MHz BW 802.11ac (UNII Band 1) – Ch. 42)

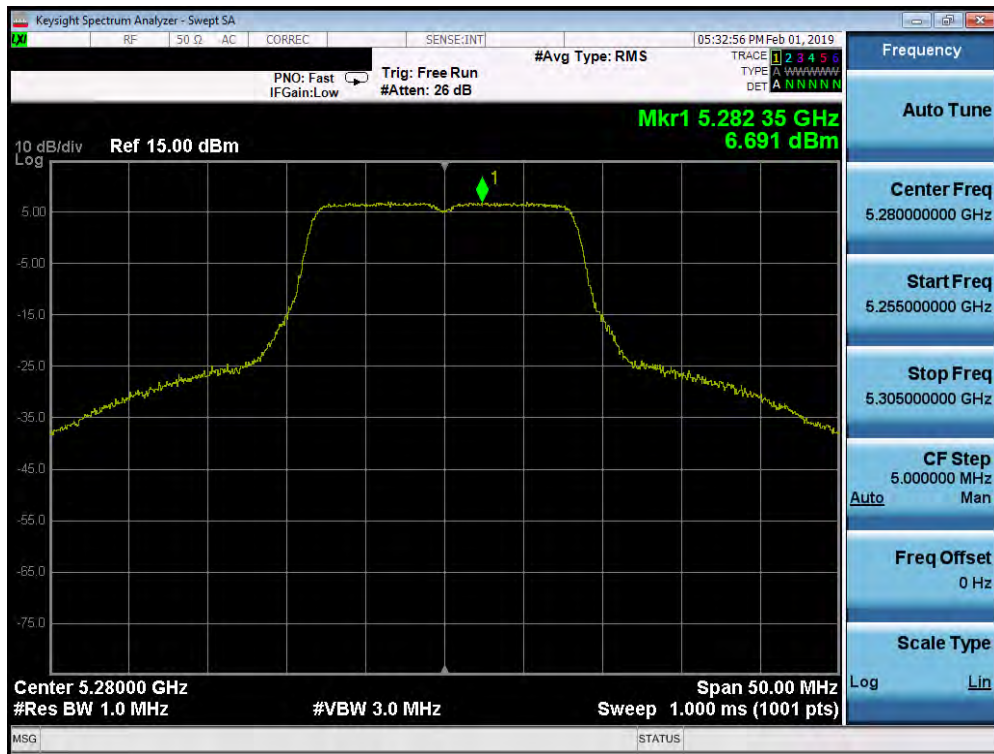


Plot 7-213. Power Spectral Density Plot SISO ANT2 (80MHz BW 802.11ax (UNII Band 1) – Ch. 42)

FCC ID: A3LSMF907B		MEASUREMENT REPORT (CERTIFICATION)		Approved by: Quality Manager
Test Report S/N: 1M1904220064-07.A3L	Test Dates: 01/22-03/18/2019	EUT Type: Portable Handset		Page 138 of 244

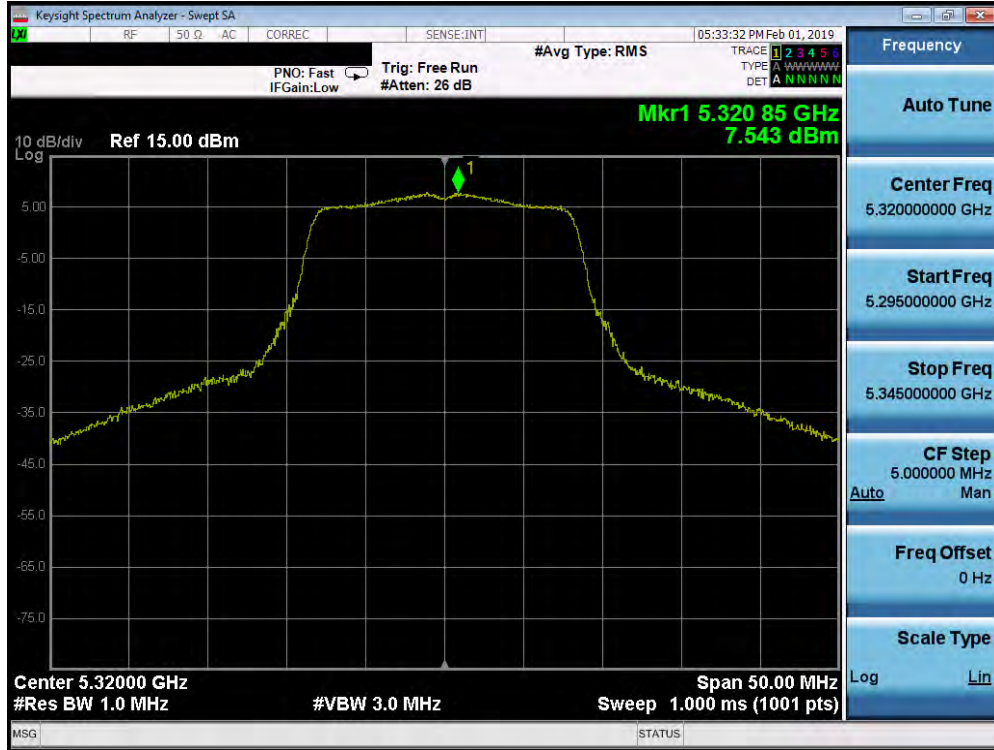


Plot 7-214. Power Spectral Density Plot SISO ANT2 (802.11a (UNII Band 2A) – Ch. 52)

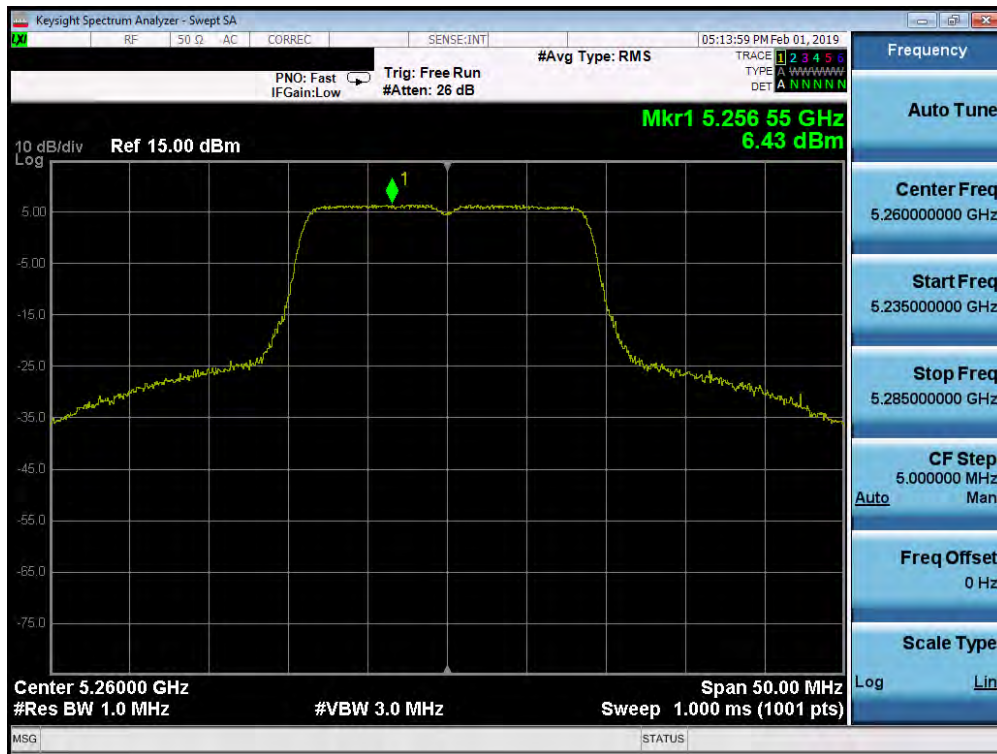


Plot 7-215. Power Spectral Density Plot SISO ANT2 (802.11a (UNII Band 2A) – Ch. 56)

FCC ID: A3LSMF907B		MEASUREMENT REPORT (CERTIFICATION)		Approved by: Quality Manager
Test Report S/N: 1M1904220064-07.A3L	Test Dates: 01/22-03/18/2019	EUT Type: Portable Handset		Page 139 of 244

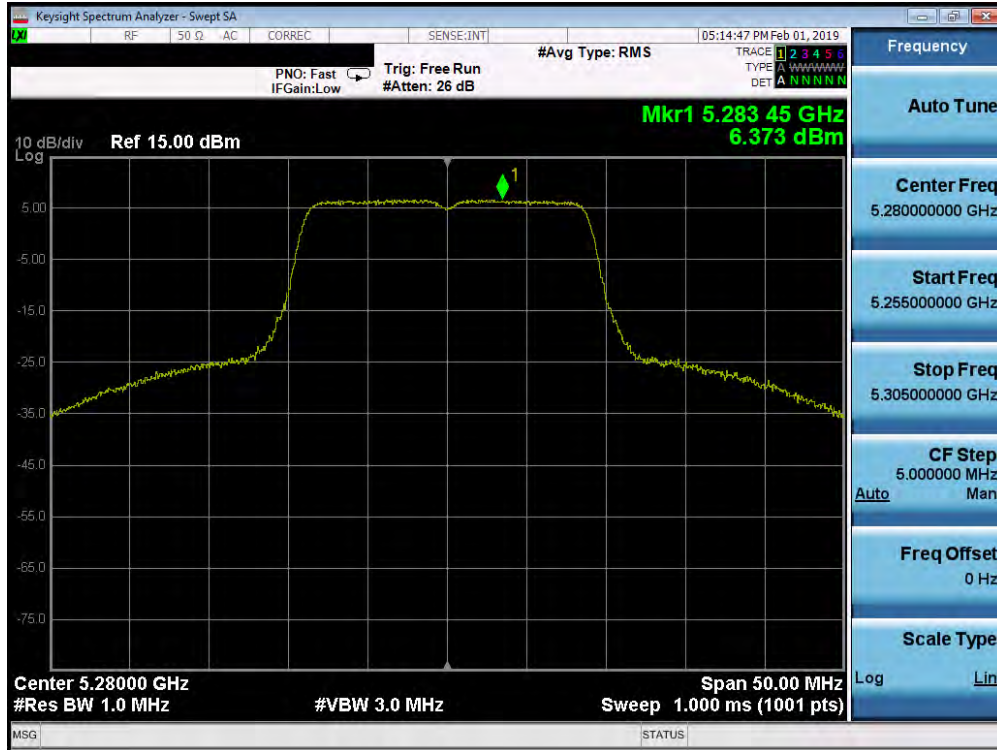


Plot 7-216. Power Spectral Density Plot SISO ANT2 (802.11a (UNII Band 2A) – Ch. 64)

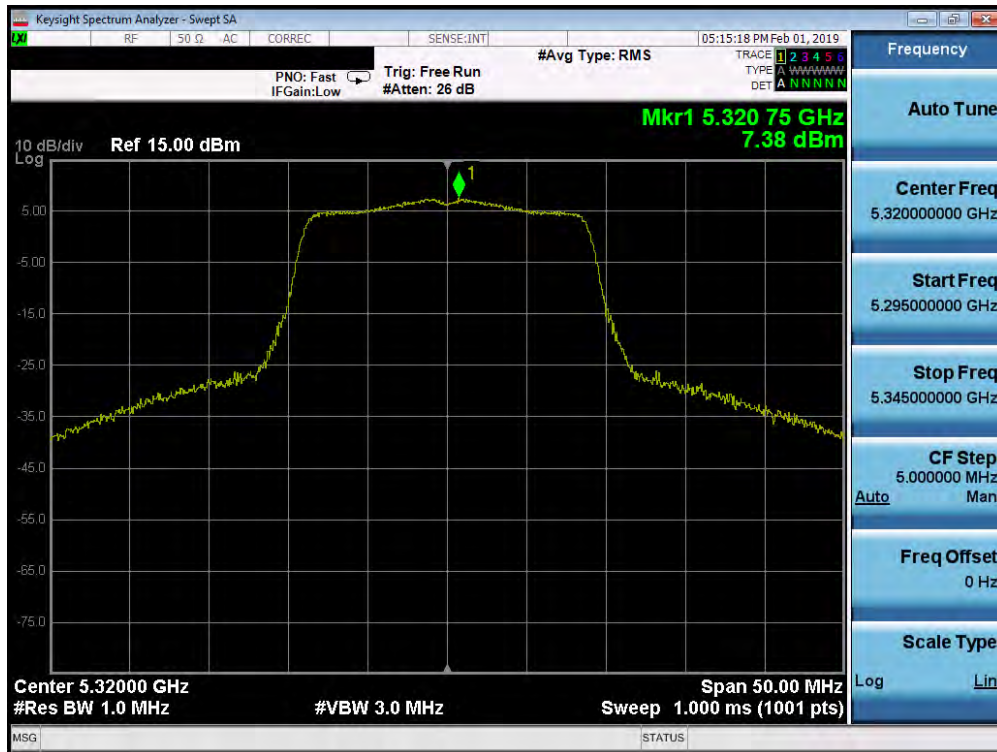


Plot 7-217. Power Spectral Density Plot SISO ANT2 (20MHz BW 802.11n (UNII Band 2A) – Ch. 52)

FCC ID: A3LSMF907B		MEASUREMENT REPORT (CERTIFICATION)		Approved by: Quality Manager
Test Report S/N: 1M1904220064-07.A3L	Test Dates: 01/22-03/18/2019	EUT Type: Portable Handset		Page 140 of 244

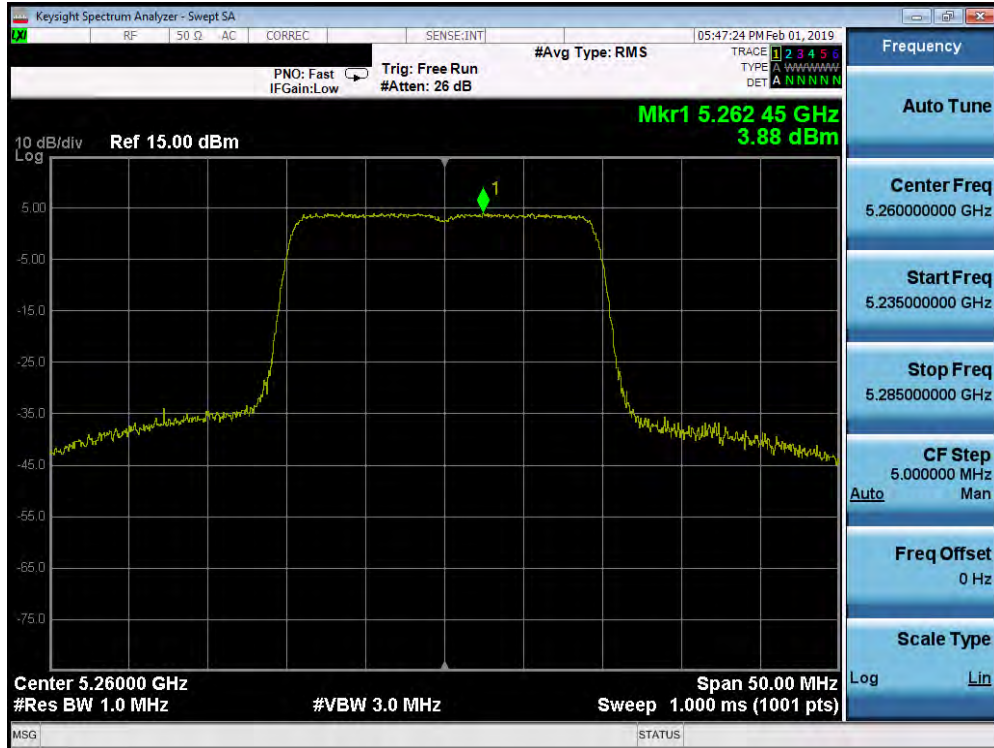


Plot 7-218. Power Spectral Density Plot SISO ANT2 (20MHz BW 802.11n (UNII Band 2A) – Ch. 56)

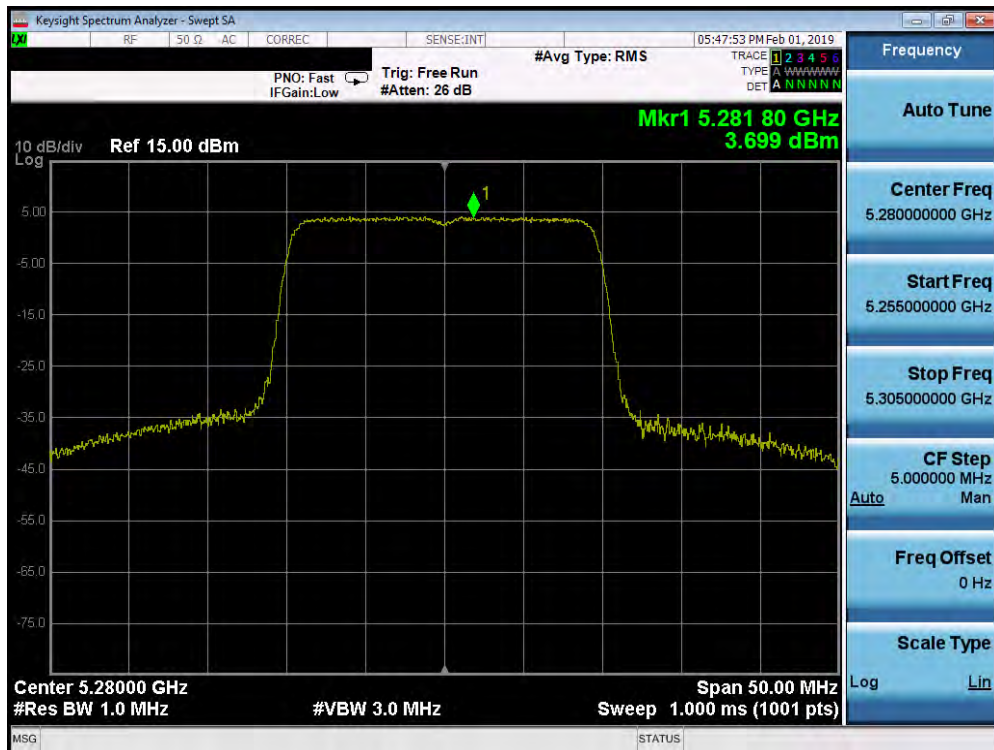


Plot 7-219. Power Spectral Density Plot SISO ANT2 (20MHz BW 802.11n (UNII Band 2A) – Ch. 64)

FCC ID: A3LSMF907B	PCTEST ENGINEERING LABORATORY, INC.	MEASUREMENT REPORT (CERTIFICATION)	SAMSUNG	Approved by: Quality Manager
Test Report S/N: 1M1904220064-07.A3L	Test Dates: 01/22-03/18/2019	EUT Type: Portable Handset		Page 141 of 244

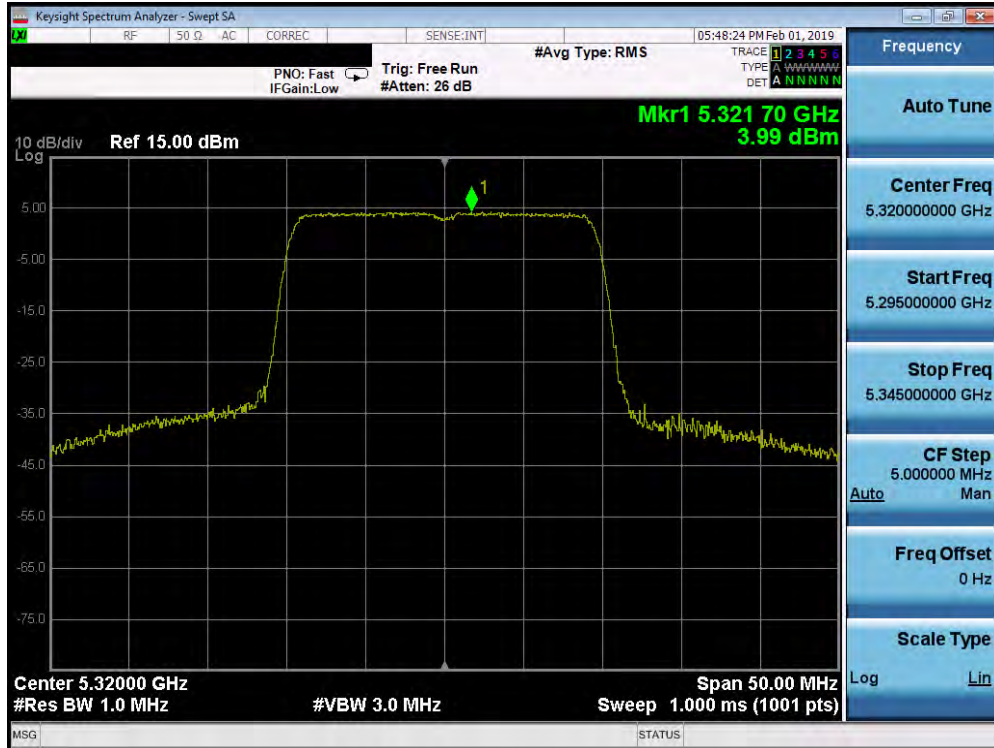


Plot 7-220. Power Spectral Density Plot SISO ANT2 (20MHz BW 802.11ax (UNII Band 2A) – Ch. 52)



Plot 7-221. Power Spectral Density Plot SISO ANT2 (20MHz BW 802.11ax (UNII Band 2A) – Ch. 56)

FCC ID: A3LSMF907B		MEASUREMENT REPORT (CERTIFICATION)		Approved by: Quality Manager
Test Report S/N: 1M1904220064-07.A3L	Test Dates: 01/22-03/18/2019	EUT Type: Portable Handset		Page 142 of 244

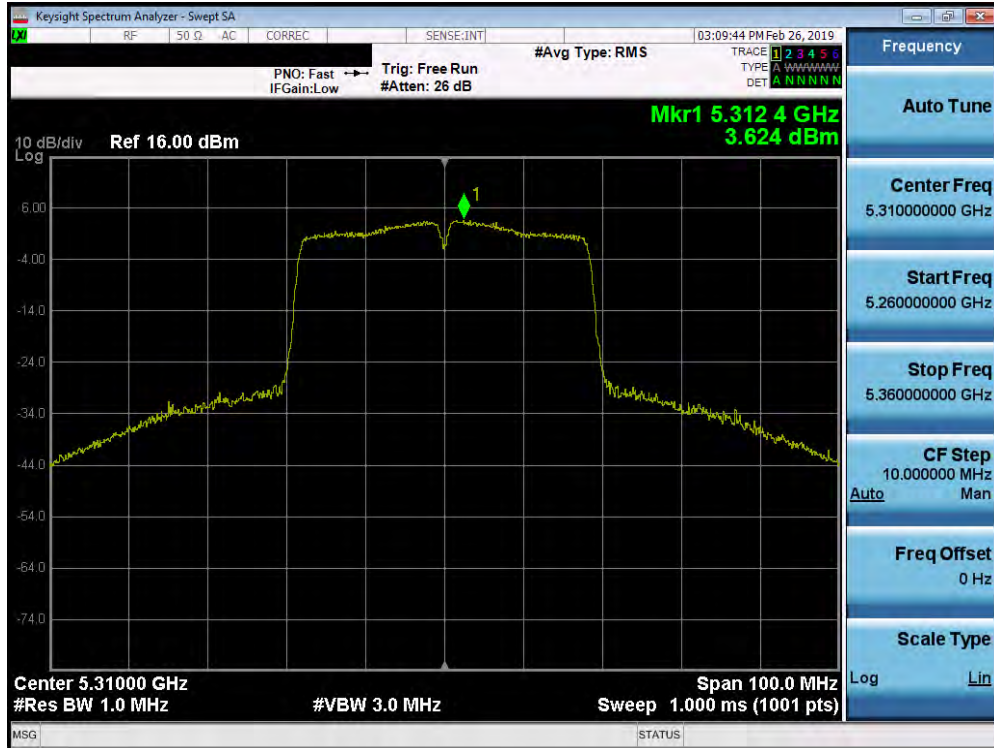


Plot 7-222. Power Spectral Density Plot SISO ANT2 (20MHz BW 802.11ax (UNII Band 2A) – Ch. 64)

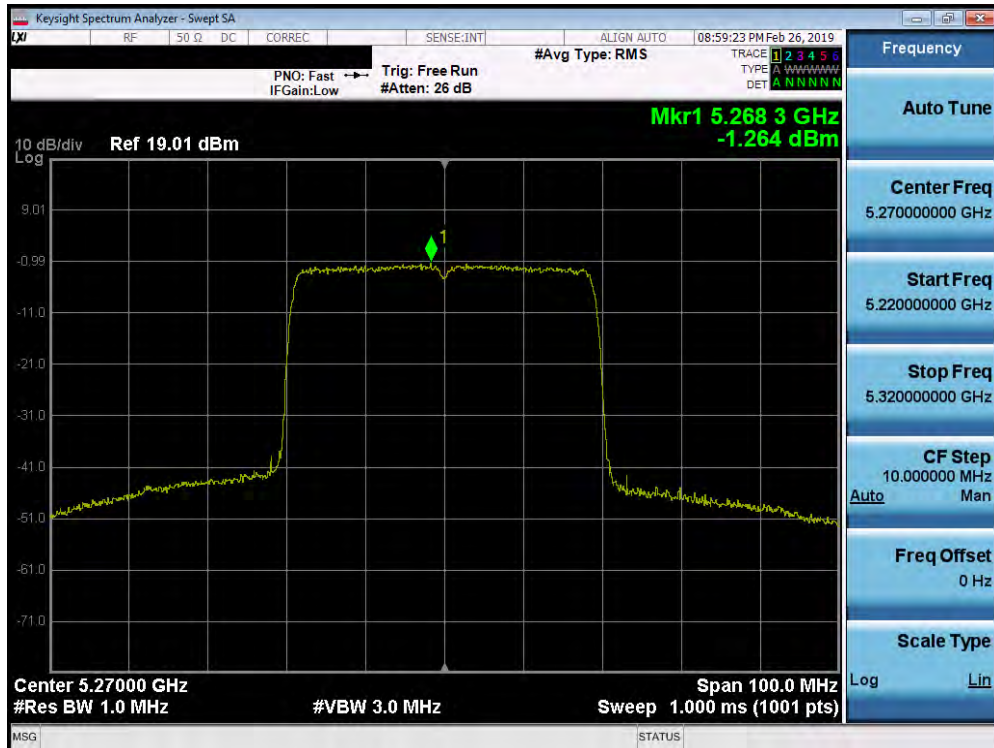


Plot 7-223. Power Spectral Density Plot SISO ANT2 (40MHz BW 802.11n (UNII Band 2A) – Ch. 54)

FCC ID: A3LSMF907B		MEASUREMENT REPORT (CERTIFICATION)		Approved by: Quality Manager
Test Report S/N: 1M1904220064-07.A3L	Test Dates: 01/22-03/18/2019	EUT Type: Portable Handset		Page 143 of 244

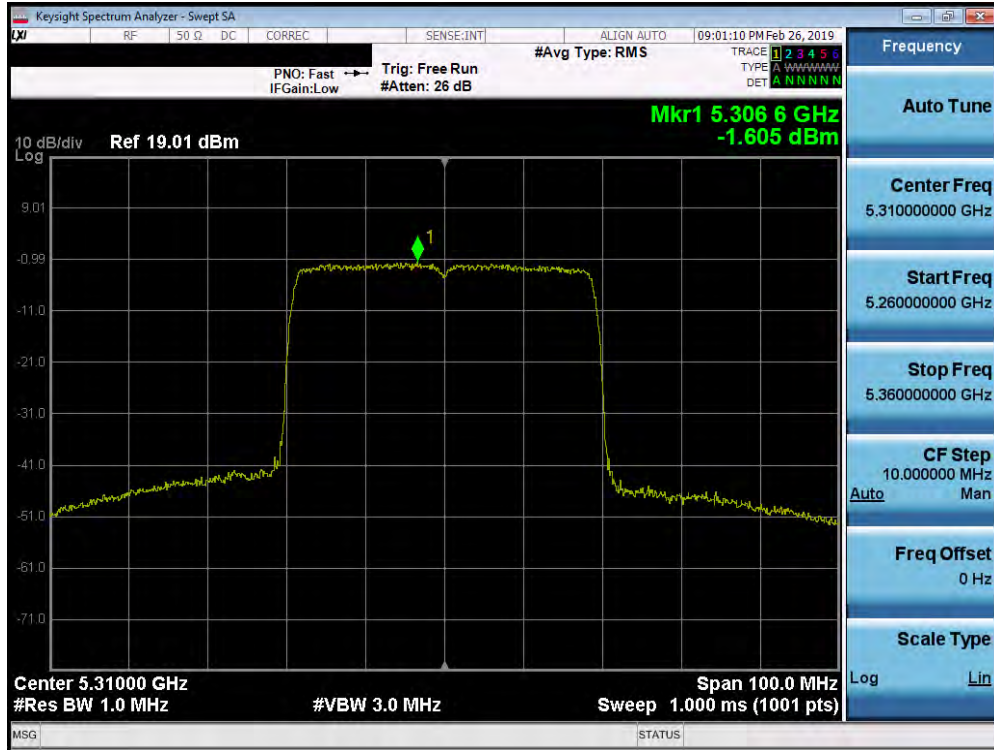


Plot 7-224. Power Spectral Density Plot SISO ANT2 (40MHz BW 802.11n (UNII Band 2A) – Ch. 62)

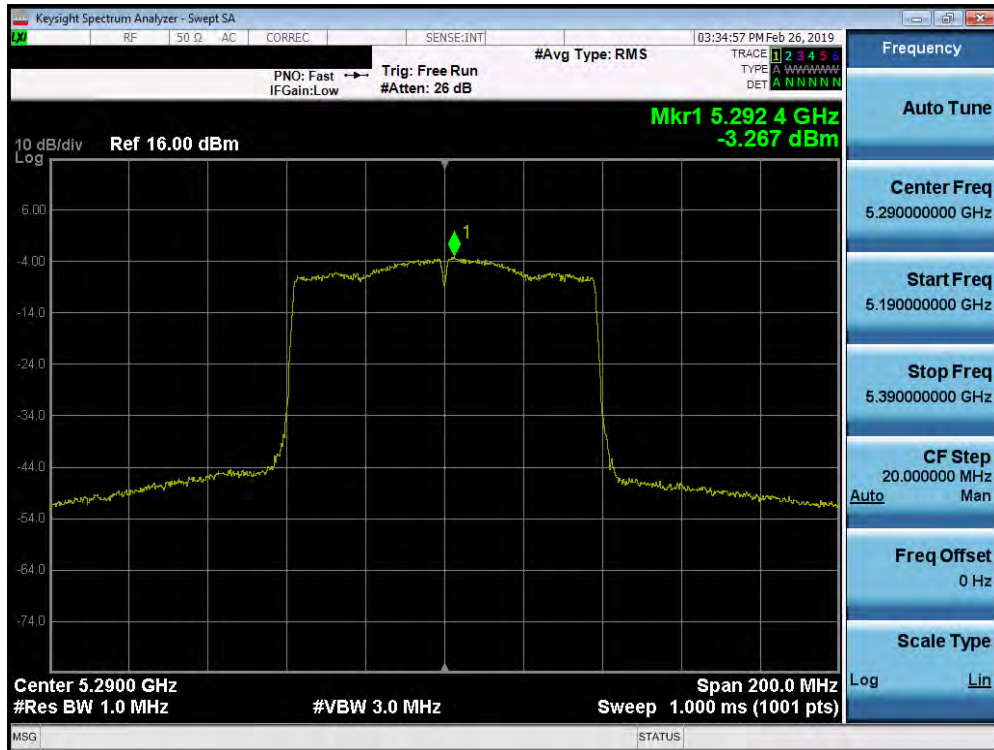


Plot 7-225. Power Spectral Density Plot SISO ANT2 (40MHz BW 802.11ax (UNII Band 2A) – Ch. 54)

FCC ID: A3LSMF907B		MEASUREMENT REPORT (CERTIFICATION)		Approved by: Quality Manager
Test Report S/N: 1M1904220064-07.A3L	Test Dates: 01/22-03/18/2019	EUT Type: Portable Handset		Page 144 of 244

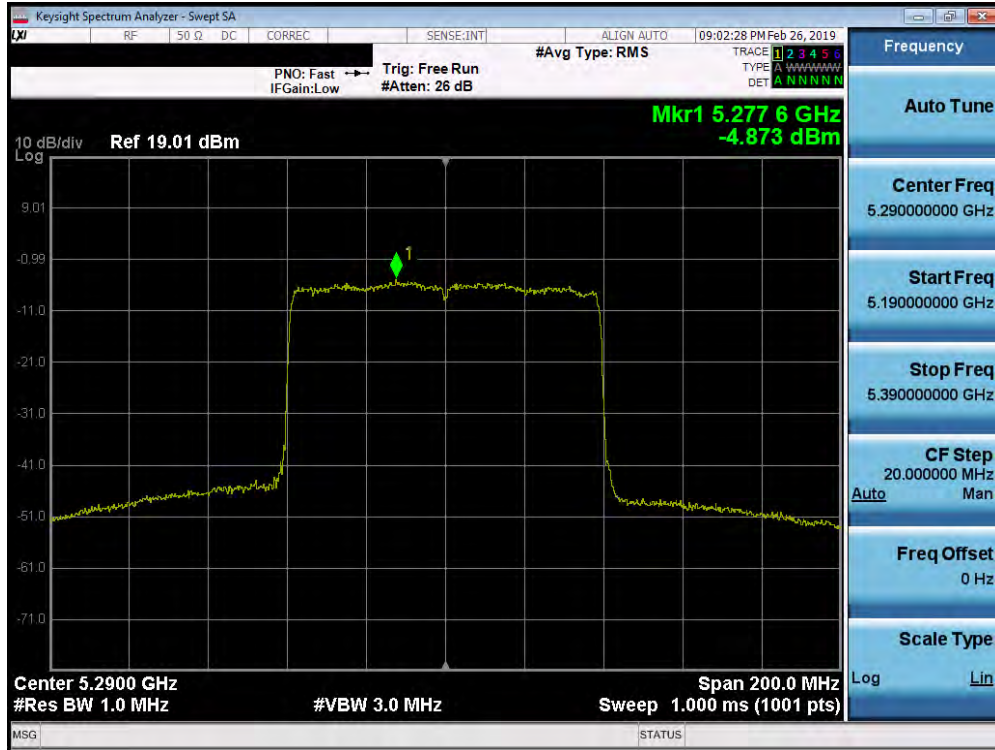


Plot 7-226. Power Spectral Density Plot SISO ANT2 (40MHz BW 802.11ax (UNII Band 2A) – Ch. 62)

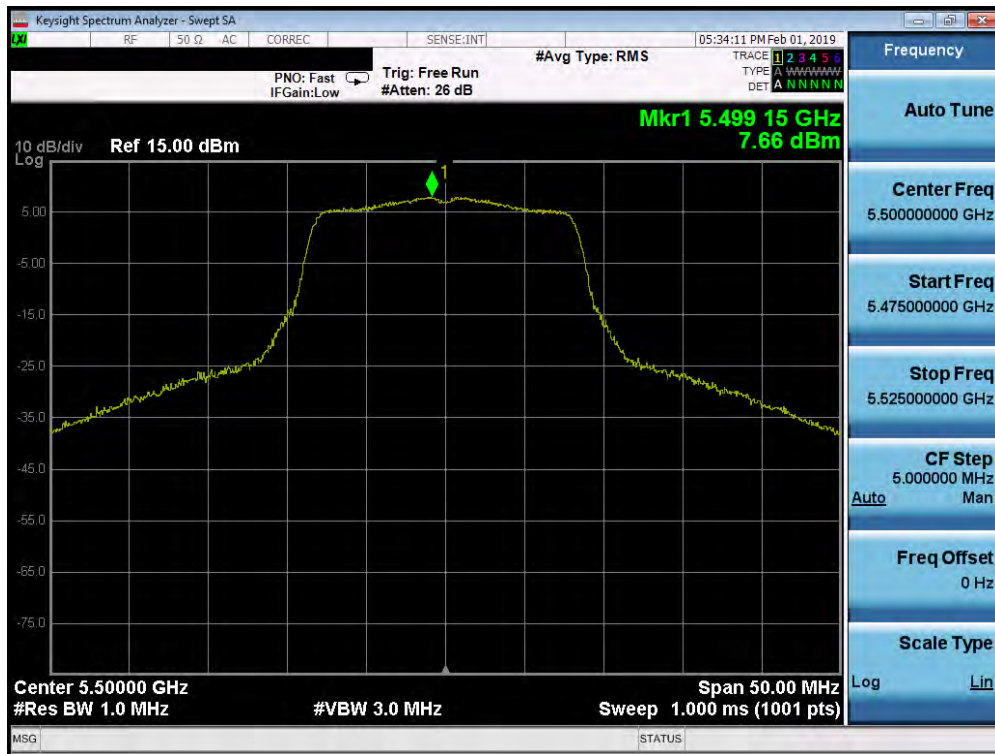


Plot 7-227. Power Spectral Density Plot SISO ANT2 (80MHz BW 802.11ac (UNII Band 2A) – Ch. 58)

FCC ID: A3LSMF907B		MEASUREMENT REPORT (CERTIFICATION)		Approved by: Quality Manager
Test Report S/N: 1M1904220064-07.A3L	Test Dates: 01/22-03/18/2019	EUT Type: Portable Handset		Page 145 of 244

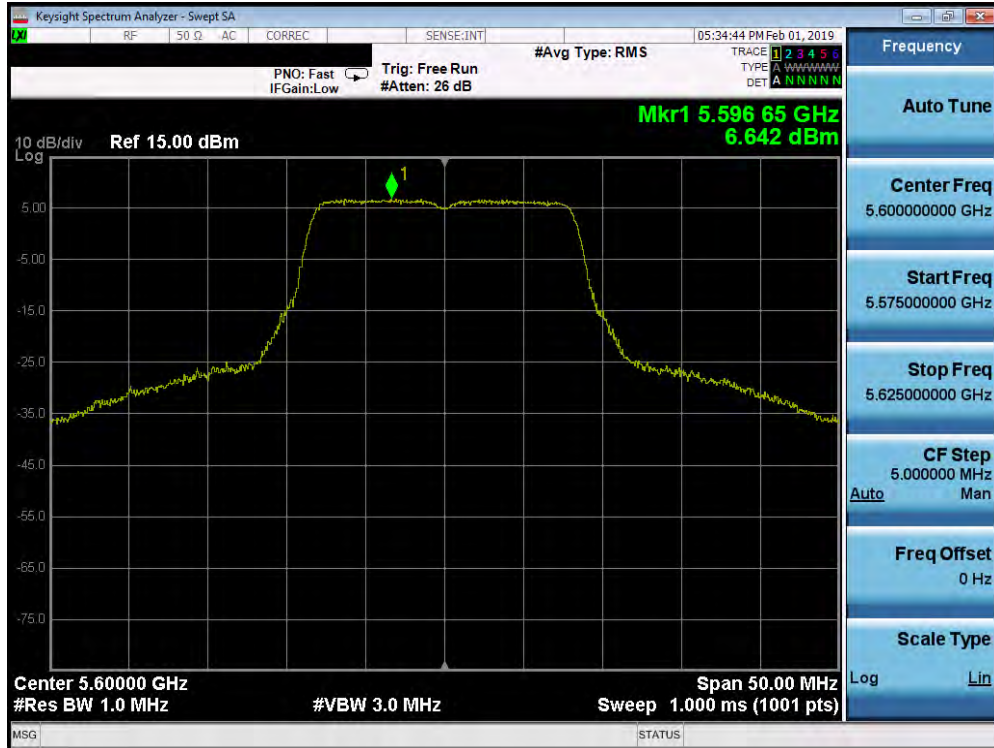


Plot 7-228. Power Spectral Density Plot SISO ANT2 (80MHz BW 802.11ax (UNII Band 2A) – Ch. 58)

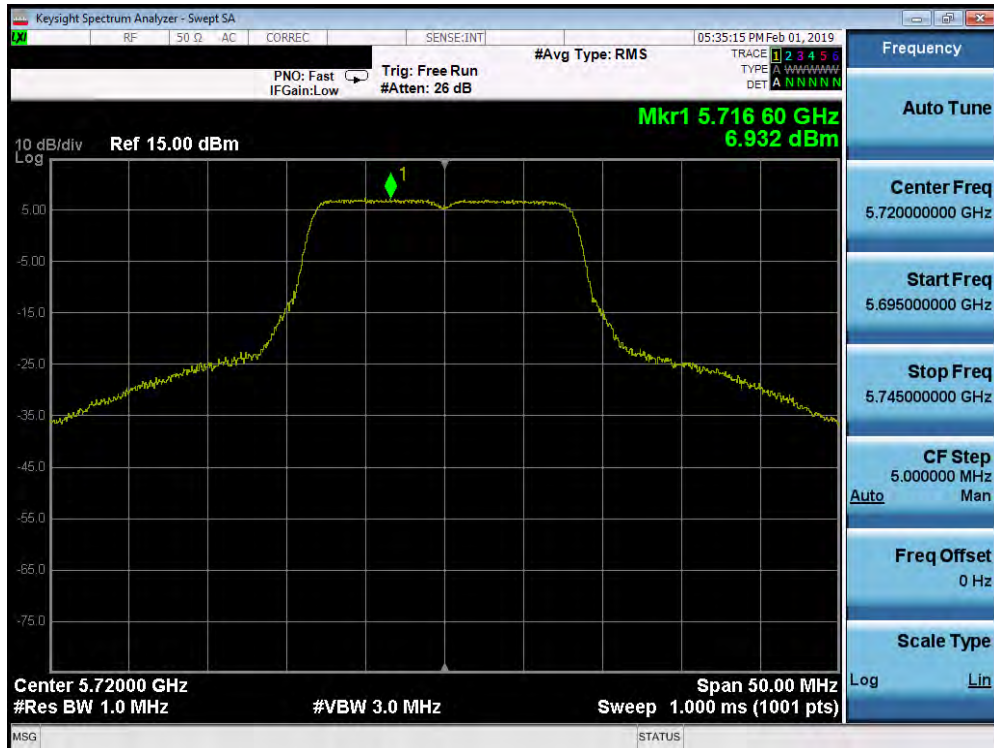


Plot 7-229. Power Spectral Density Plot SISO ANT2 (802.11a (UNII Band 2C) – Ch. 100)

FCC ID: A3LSMF907B		MEASUREMENT REPORT (CERTIFICATION)		Approved by: Quality Manager
Test Report S/N: 1M1904220064-07.A3L	Test Dates: 01/22-03/18/2019	EUT Type: Portable Handset		Page 146 of 244

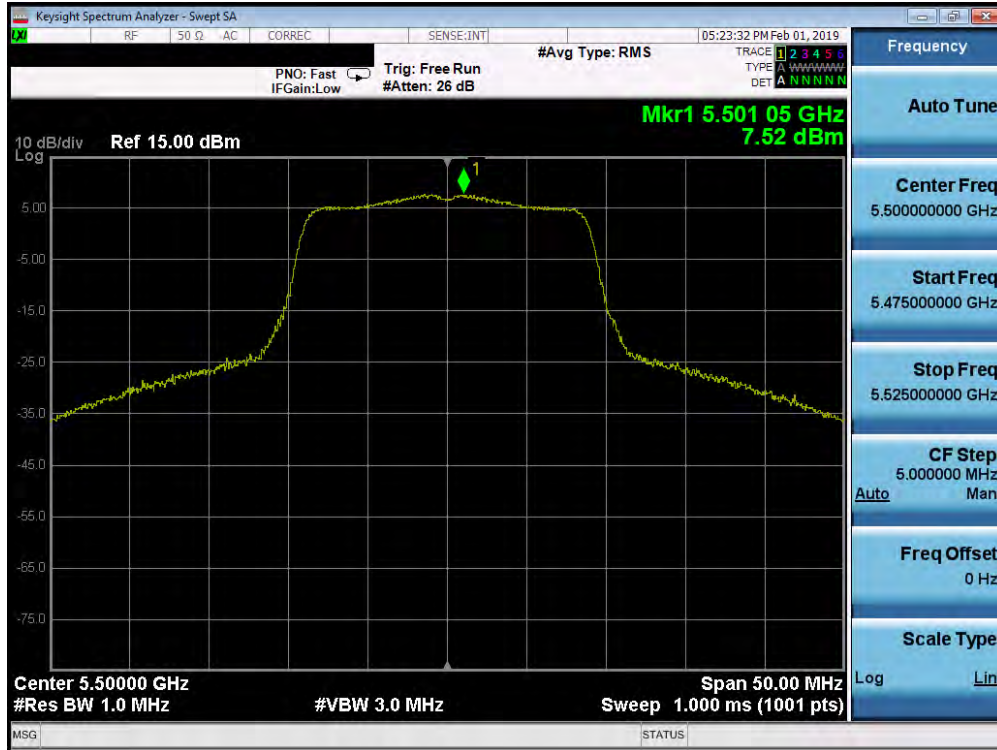


Plot 7-230. Power Spectral Density Plot SISO ANT2 (802.11a (UNII Band 2C) – Ch. 120)

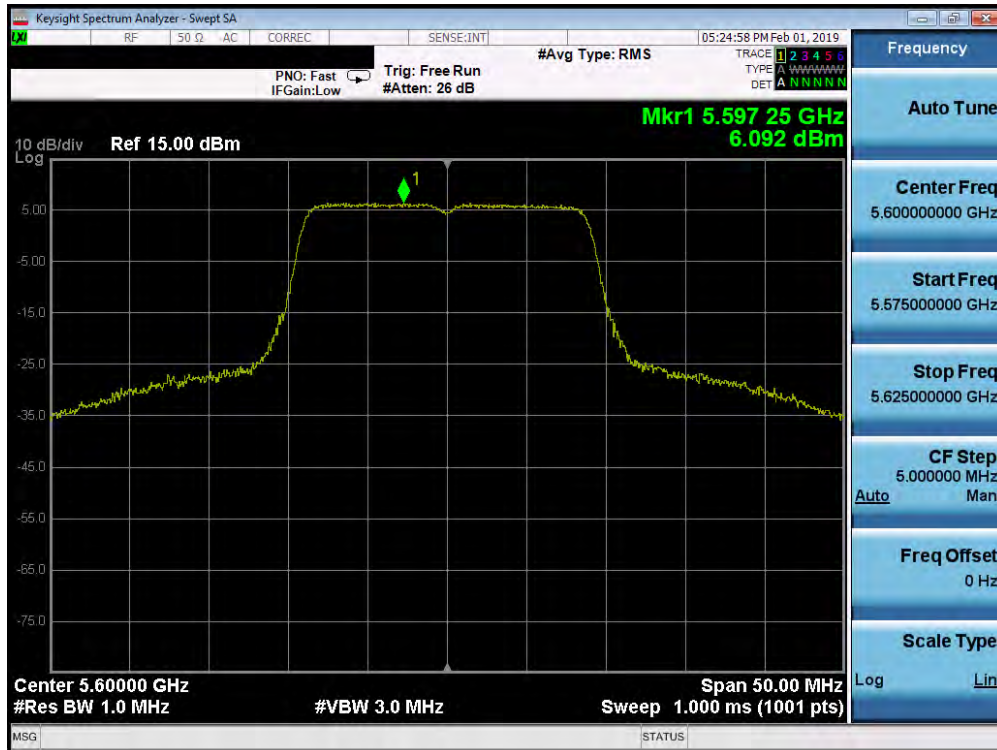


Plot 7-231. Power Spectral Density Plot SISO ANT2 (802.11a (UNII Band 2C) – Ch. 144)

FCC ID: A3LSMF907B		MEASUREMENT REPORT (CERTIFICATION)		Approved by: Quality Manager
Test Report S/N: 1M1904220064-07.A3L	Test Dates: 01/22-03/18/2019	EUT Type: Portable Handset		Page 147 of 244

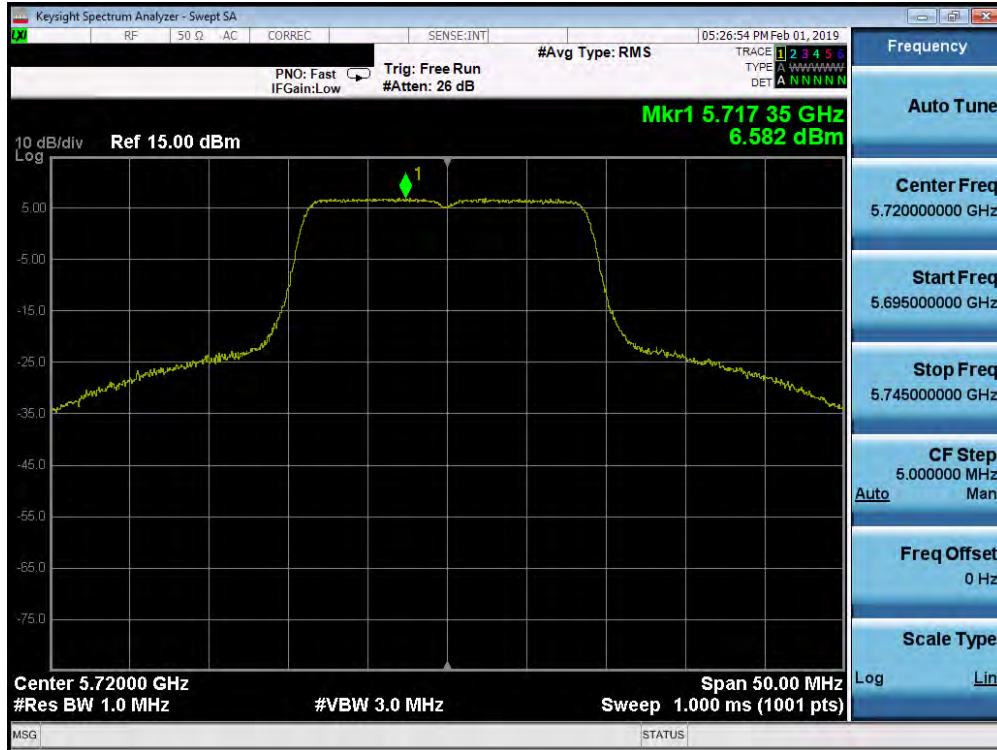


Plot 7-232. Power Spectral Density Plot SISO ANT2 (20MHz BW 802.11n (UNII Band 2C) – Ch. 100)

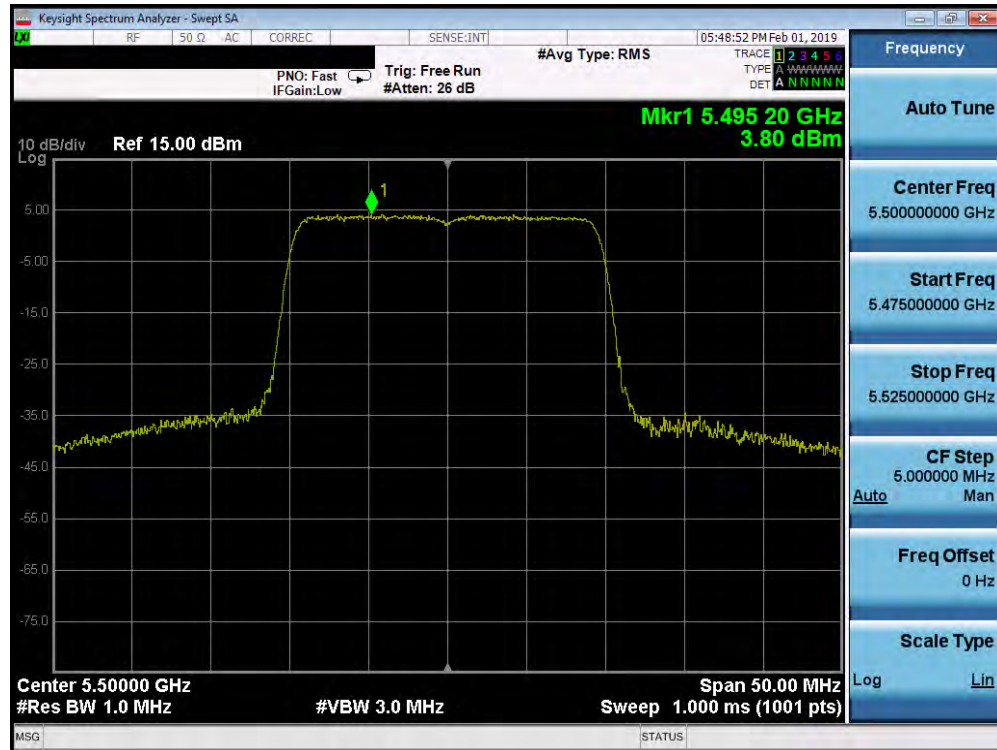


Plot 7-233. Power Spectral Density Plot SISO ANT2 (20MHz BW 802.11n (UNII Band 2C) – Ch. 120)

FCC ID: A3LSMF907B		MEASUREMENT REPORT (CERTIFICATION)		Approved by: Quality Manager
Test Report S/N: 1M1904220064-07.A3L	Test Dates: 01/22-03/18/2019	EUT Type: Portable Handset		Page 148 of 244

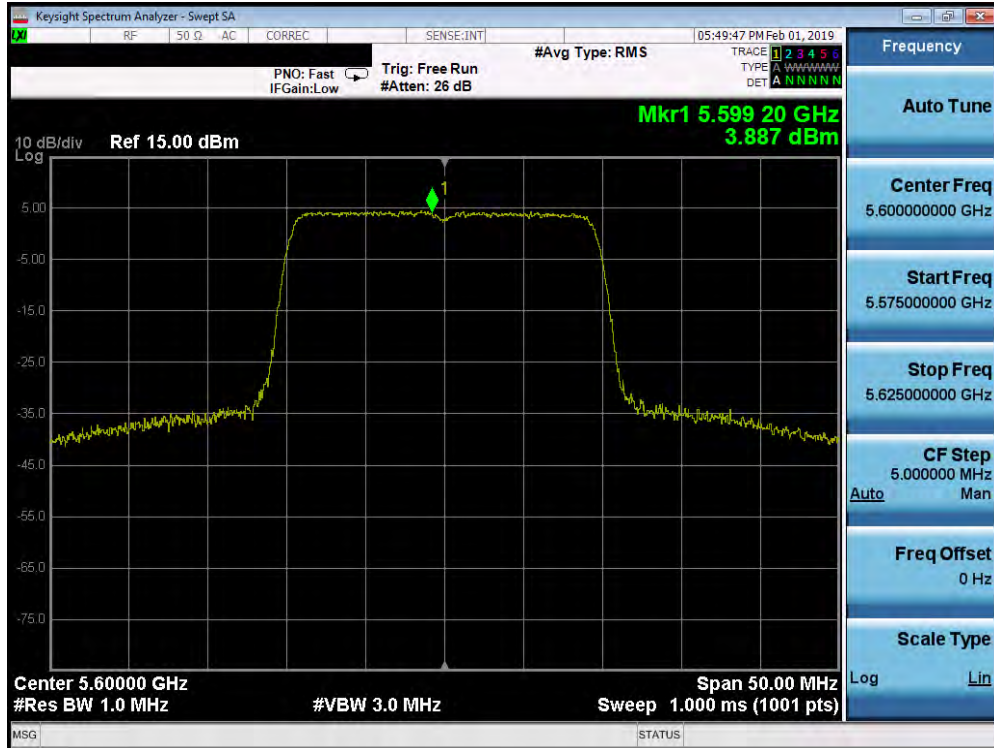


Plot 7-234. Power Spectral Density Plot SISO ANT2 (20MHz BW 802.11n (UNII Band 2C) – Ch. 144)

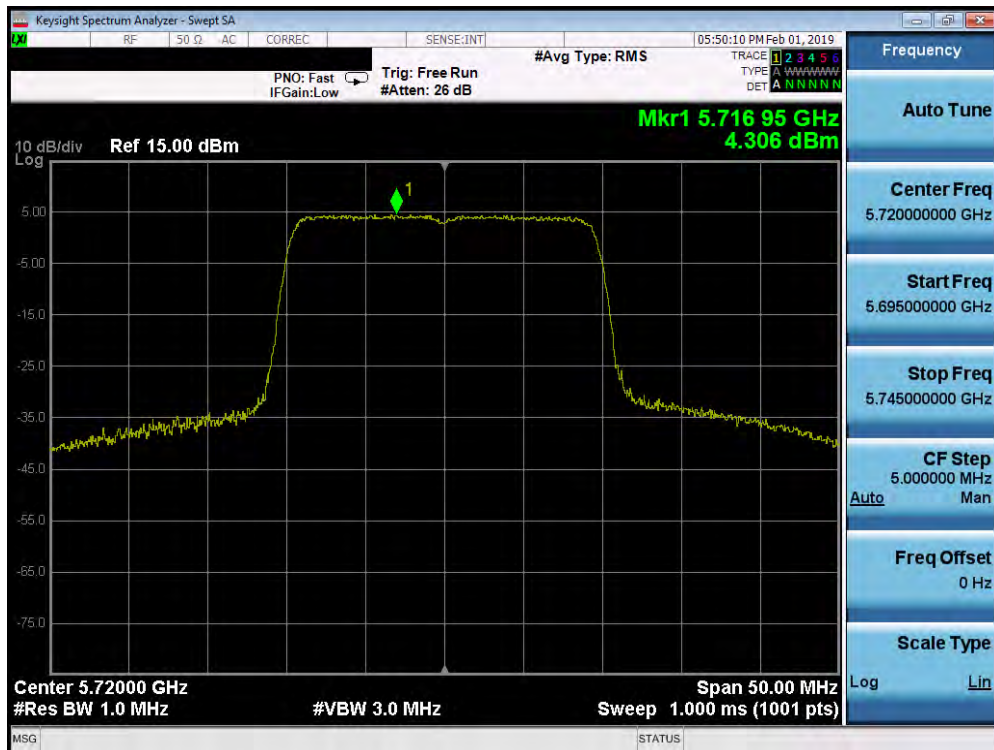


Plot 7-235. Power Spectral Density Plot SISO ANT2 (20MHz BW 802.11n (UNII Band 2C) – Ch. 100)

FCC ID: A3LSMF907B		MEASUREMENT REPORT (CERTIFICATION)		Approved by: Quality Manager
Test Report S/N: 1M1904220064-07.A3L	Test Dates: 01/22-03/18/2019	EUT Type: Portable Handset		Page 149 of 244

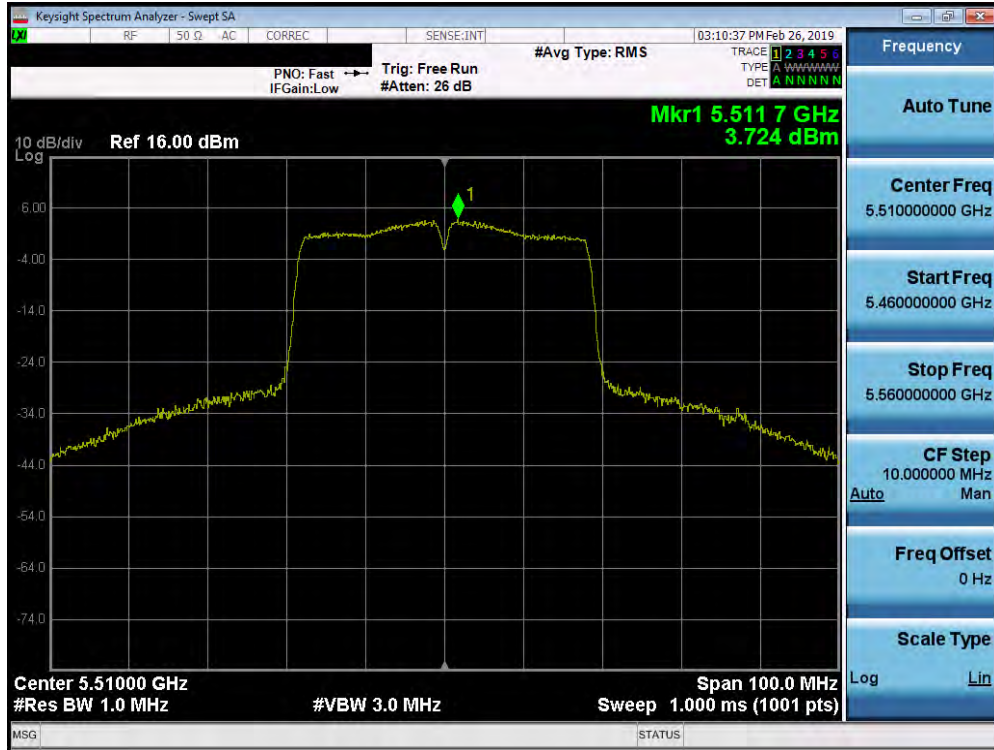


Plot 7-236. Power Spectral Density Plot SISO ANT2 (20MHz BW 802.11n (UNII Band 2C) – Ch. 120)

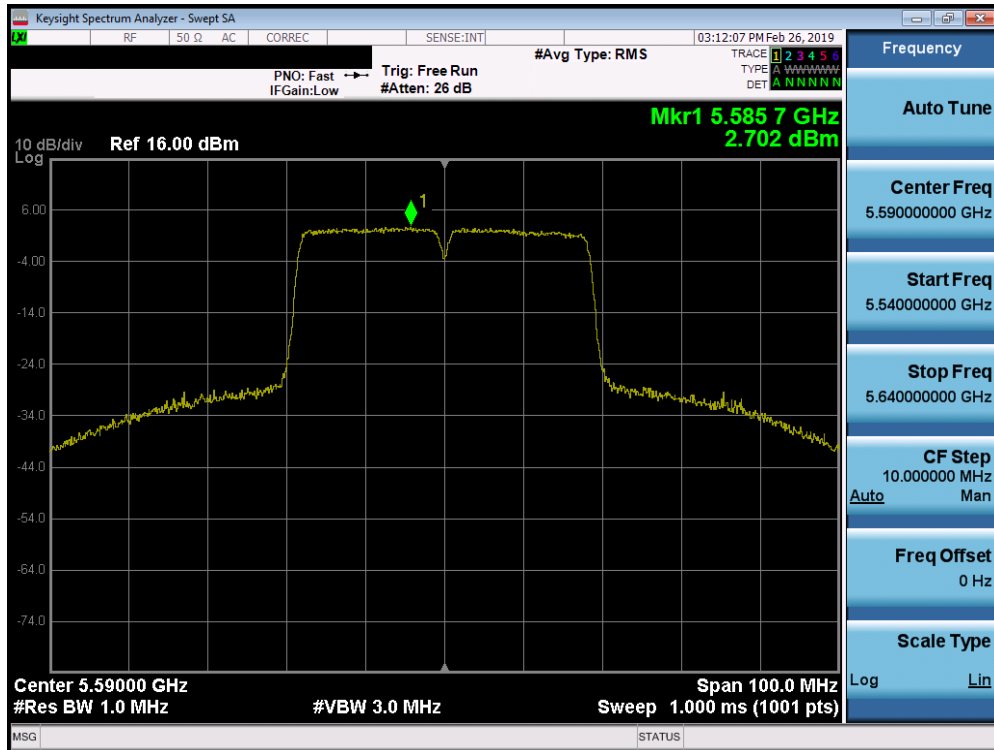


Plot 7-237. Power Spectral Density Plot SISO ANT2 (20MHz BW 802.11n (UNII Band 2C) – Ch. 144)

FCC ID: A3LSMF907B		MEASUREMENT REPORT (CERTIFICATION)		Approved by: Quality Manager
Test Report S/N: 1M1904220064-07.A3L	Test Dates: 01/22-03/18/2019	EUT Type: Portable Handset		Page 150 of 244

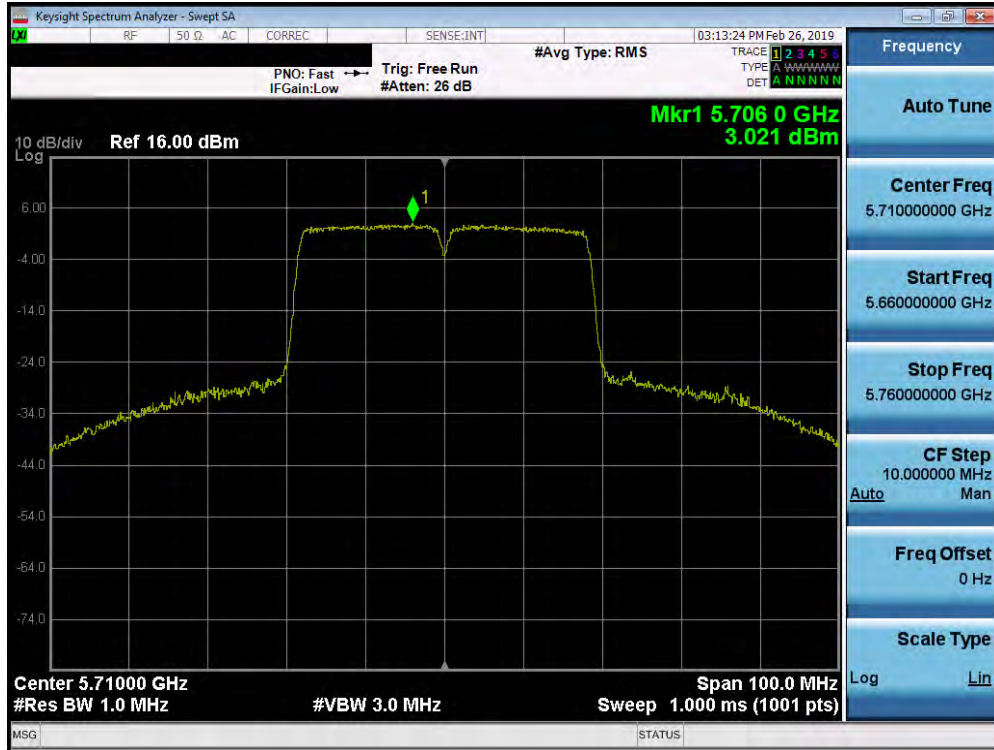


Plot 7-238. Power Spectral Density Plot SISO ANT2 (40MHz BW 802.11n (UNII Band 2C) – Ch. 102)

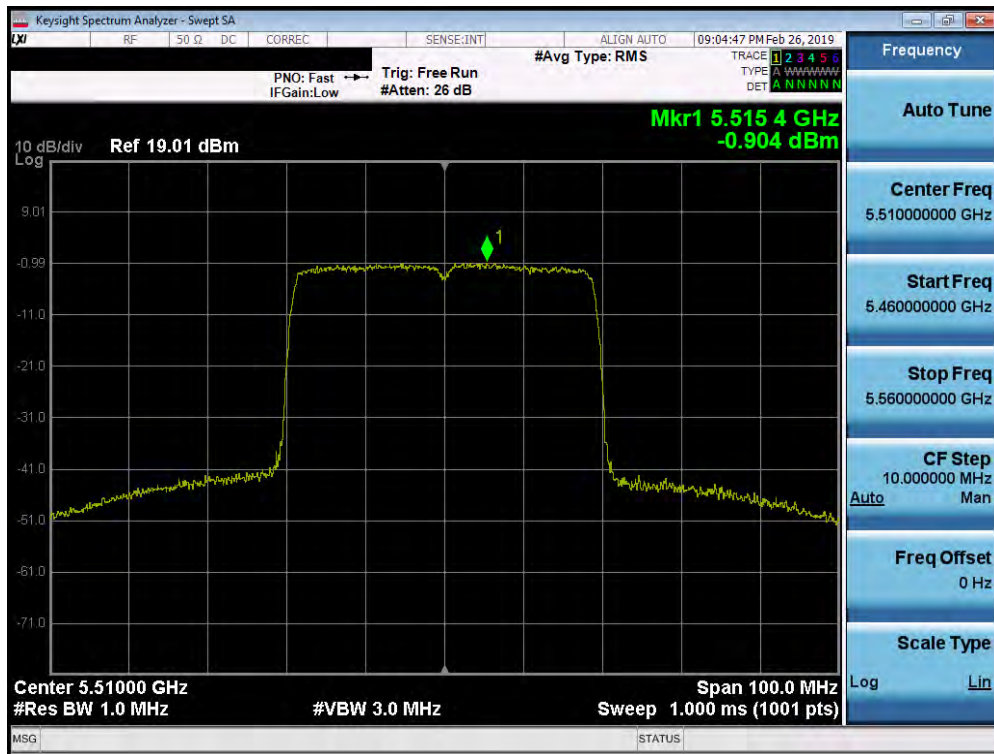


Plot 7-239. Power Spectral Density Plot SISO ANT2 (40MHz BW 802.11n (UNII Band 2C) – Ch. 118)

FCC ID: A3LSMF907B		MEASUREMENT REPORT (CERTIFICATION)		Approved by: Quality Manager
Test Report S/N: 1M1904220064-07.A3L	Test Dates: 01/22-03/18/2019	EUT Type: Portable Handset		Page 151 of 244

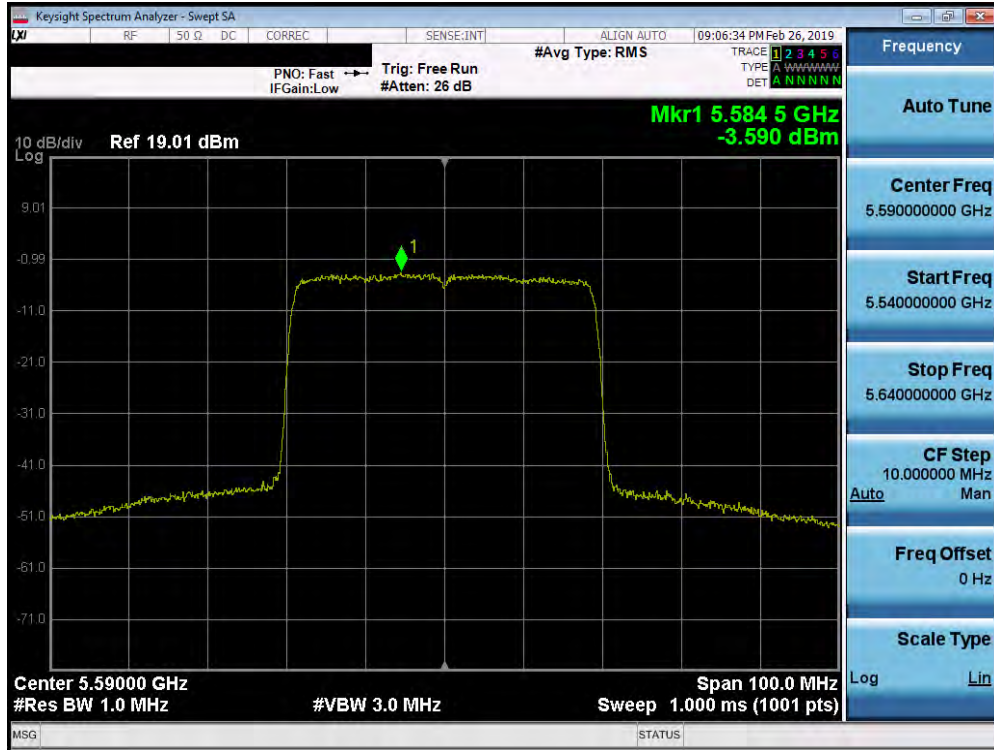


Plot 7-240. Power Spectral Density Plot SISO ANT2 (40MHz BW 802.11n (UNII Band 2C) – Ch. 142)

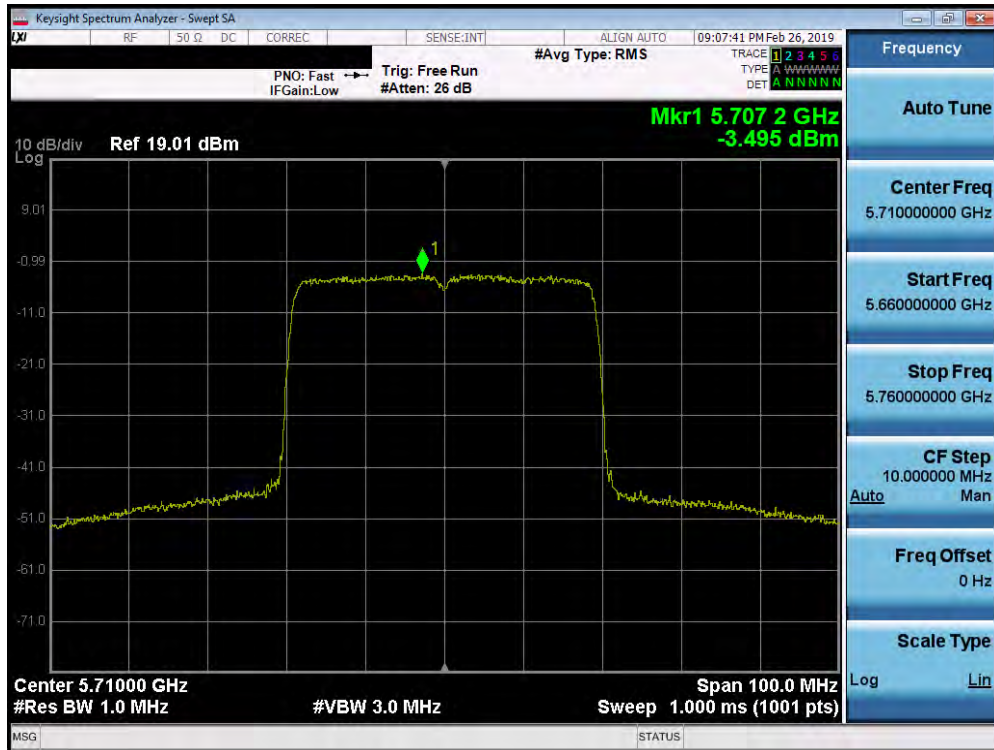


Plot 7-241. Power Spectral Density Plot SISO ANT2 (40MHz BW 802.11ax (UNII Band 2C) – Ch. 102)

FCC ID: A3LSMF907B		MEASUREMENT REPORT (CERTIFICATION)		Approved by: Quality Manager
Test Report S/N: 1M1904220064-07.A3L	Test Dates: 01/22-03/18/2019	EUT Type: Portable Handset		Page 152 of 244

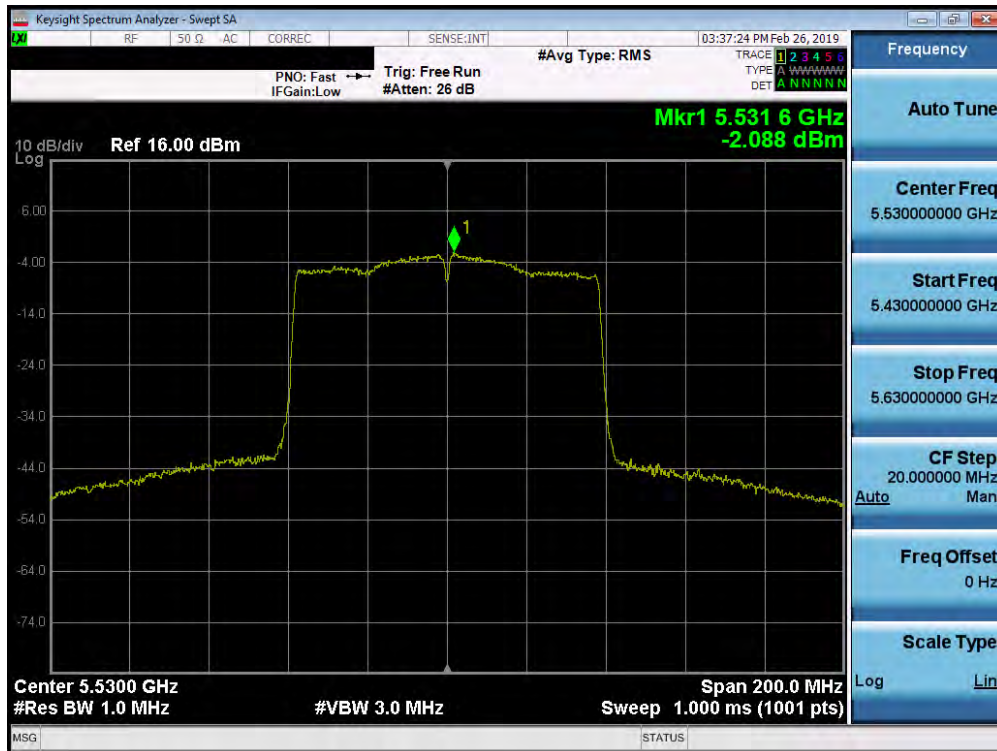


Plot 7-242. Power Spectral Density Plot SISO ANT2 (40MHz BW 802.11ax (UNII Band 2C) – Ch. 118)

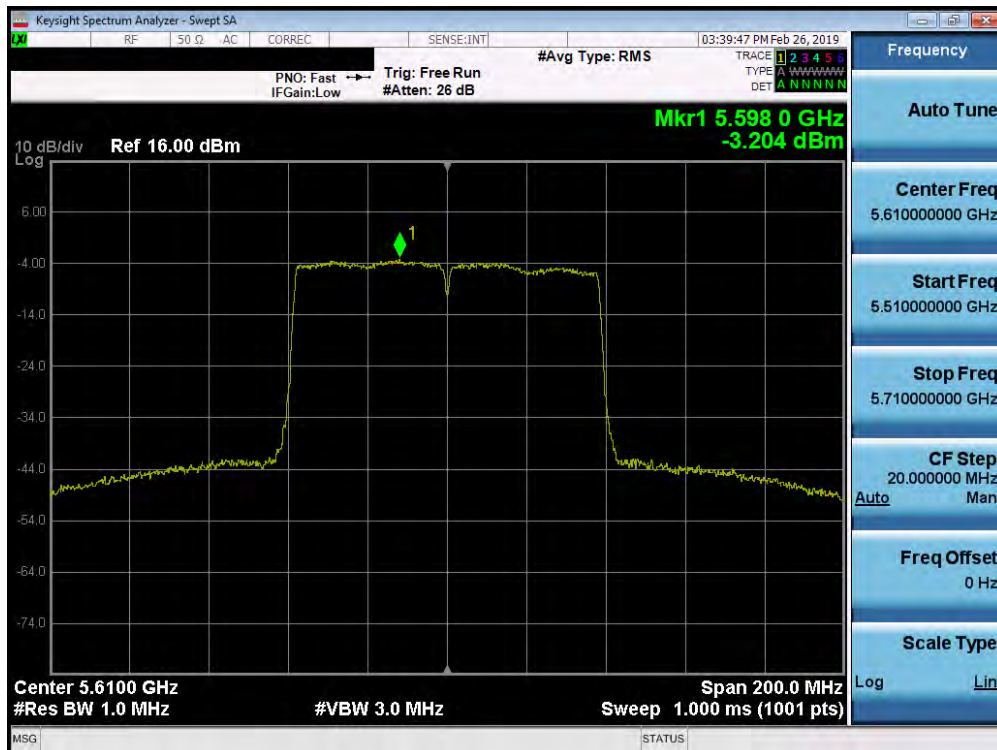


Plot 7-243. Power Spectral Density Plot SISO ANT2 (40MHz BW 802.11ax (UNII Band 2C) – Ch. 142)

FCC ID: A3LSMF907B		MEASUREMENT REPORT (CERTIFICATION)		Approved by: Quality Manager
Test Report S/N: 1M1904220064-07.A3L	Test Dates: 01/22-03/18/2019	EUT Type: Portable Handset		Page 153 of 244

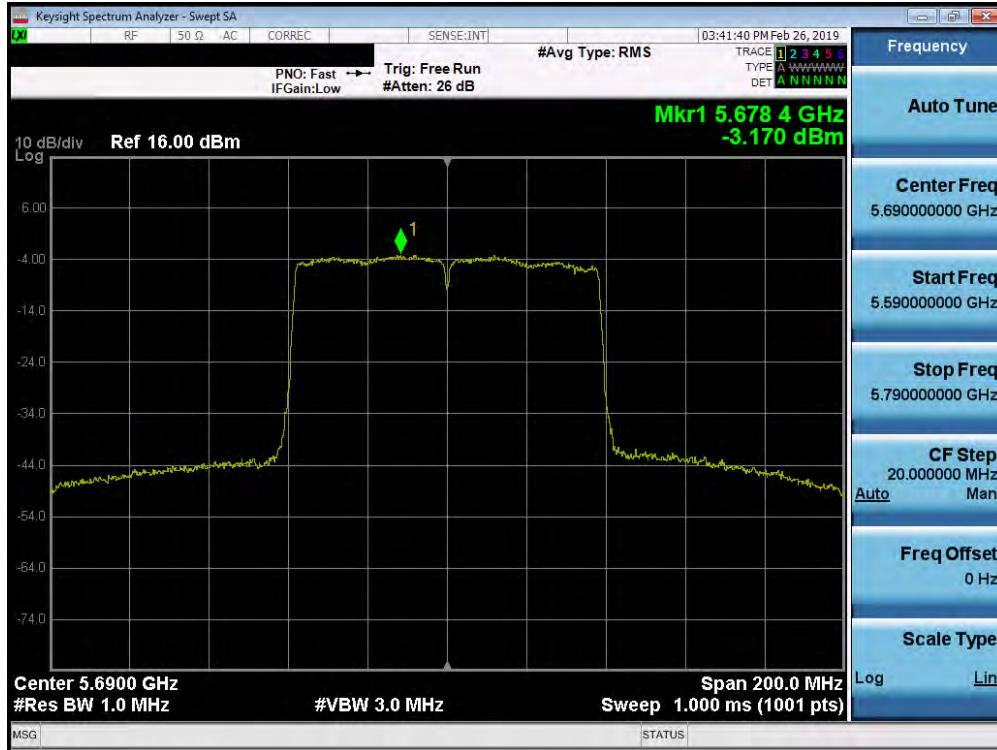


Plot 7-244. Power Spectral Density Plot SISO ANT2 (80MHz BW 802.11ac (UNII Band 2C) – Ch. 106)

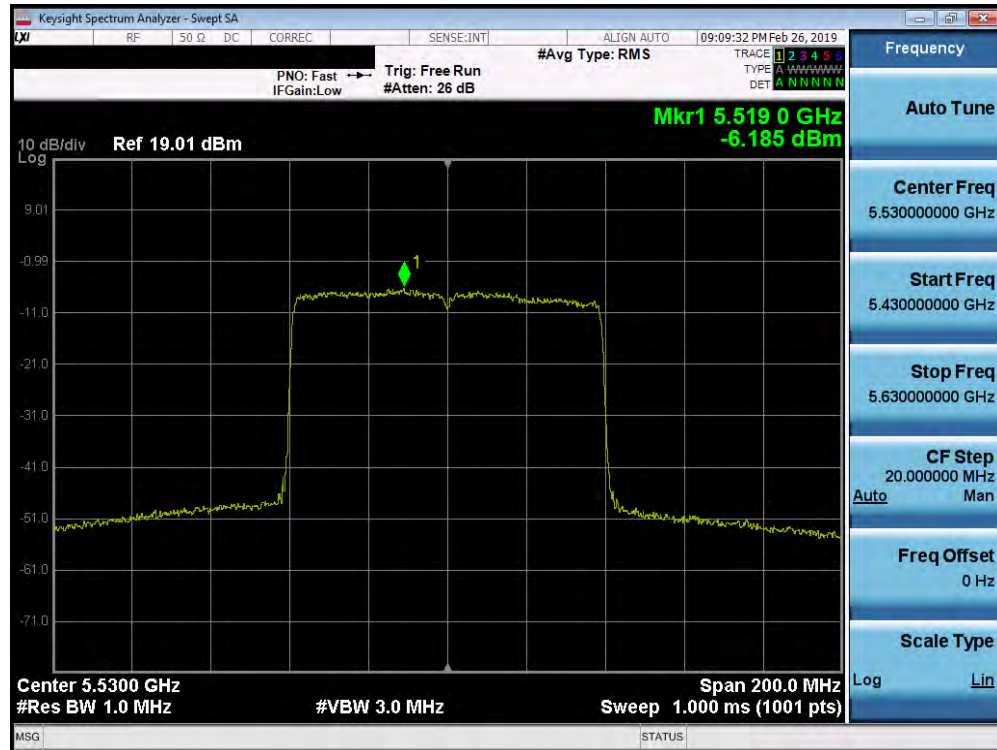


Plot 7-245. Power Spectral Density Plot SISO ANT2 (80MHz BW 802.11ac (UNII Band 2C) – Ch. 122)

FCC ID: A3LSMF907B		MEASUREMENT REPORT (CERTIFICATION)		Approved by: Quality Manager
Test Report S/N: 1M1904220064-07.A3L	Test Dates: 01/22-03/18/2019	EUT Type: Portable Handset		Page 154 of 244

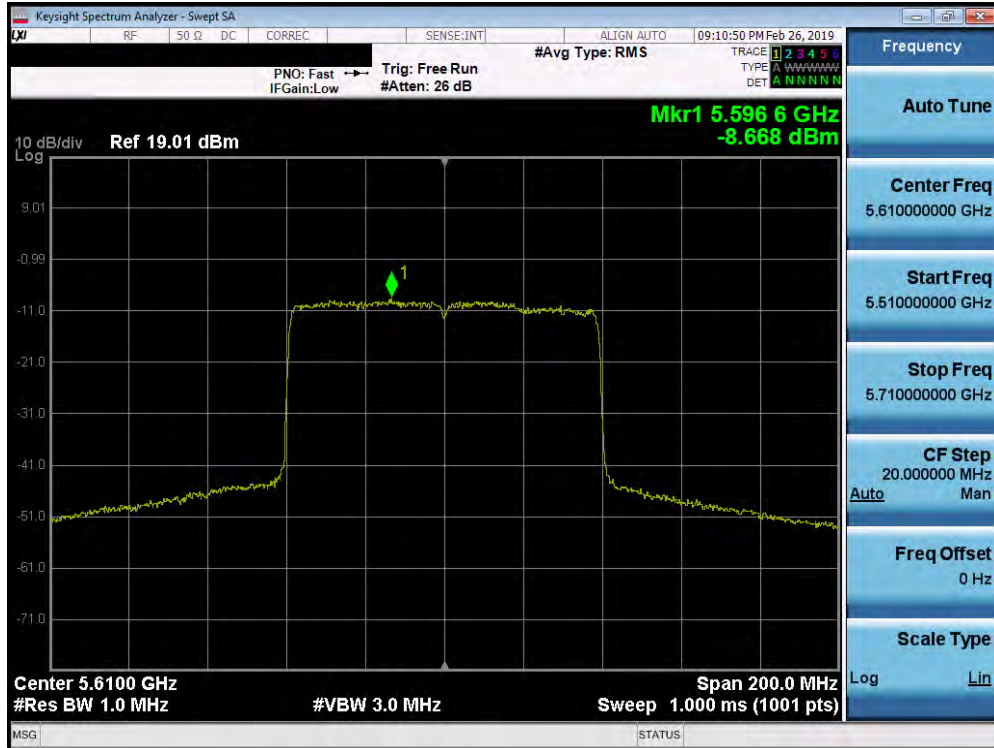


Plot 7-246. Power Spectral Density Plot SISO ANT2 (80MHz BW 802.11ac (UNII Band 2C) – Ch. 138)

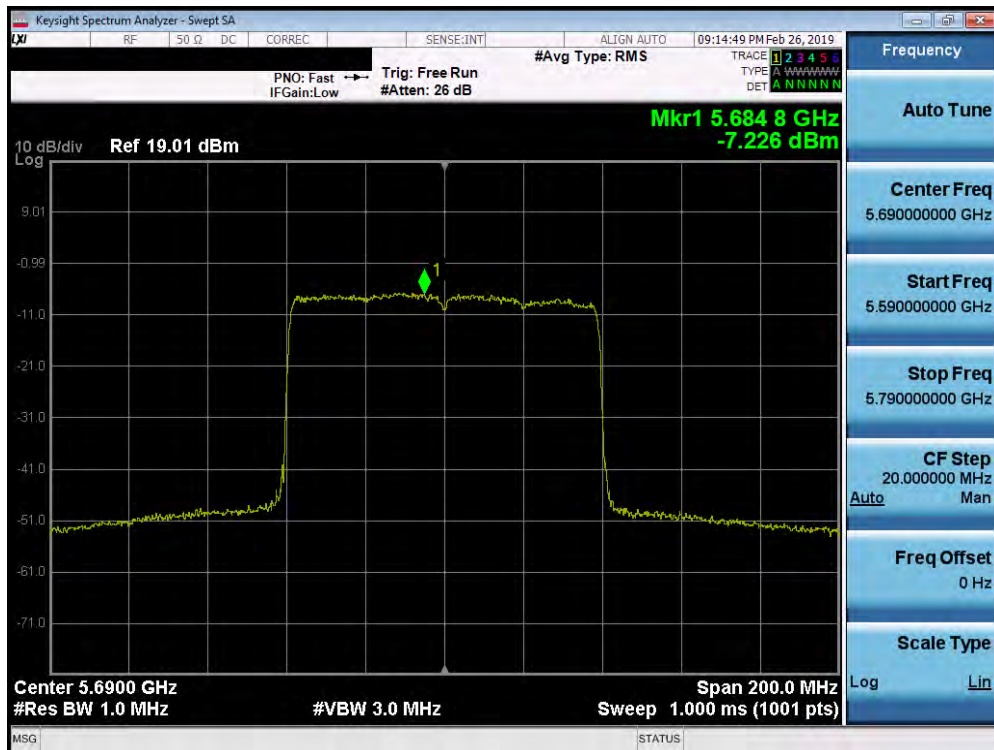


Plot 7-247. Power Spectral Density Plot SISO ANT2 (80MHz BW 802.11ax (UNII Band 2C) – Ch. 106)

FCC ID: A3LSMF907B		MEASUREMENT REPORT (CERTIFICATION)		Approved by: Quality Manager
Test Report S/N: 1M1904220064-07.A3L	Test Dates: 01/22-03/18/2019	EUT Type: Portable Handset		Page 155 of 244



Plot 7-248. Power Spectral Density Plot SISO ANT2 (80MHz BW 802.11ax (UNII Band 2C) – Ch. 122)

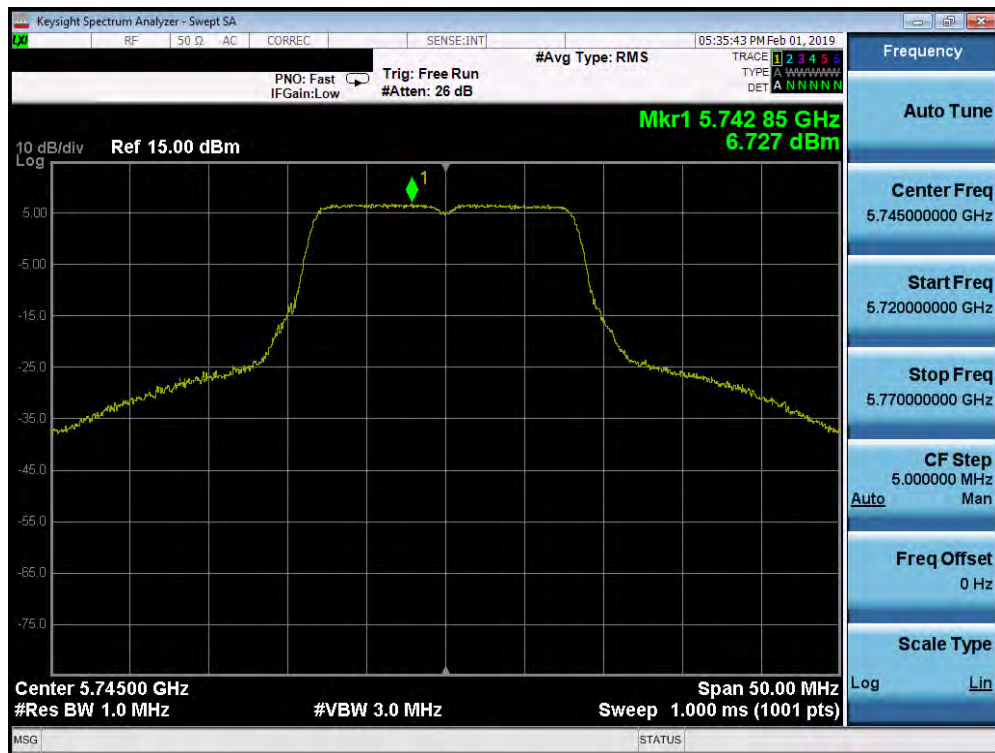


Plot 7-249. Power Spectral Density Plot SISO ANT2 (80MHz BW 802.11ax (UNII Band 2C) – Ch. 138)

FCC ID: A3LSMF907B		MEASUREMENT REPORT (CERTIFICATION)		Approved by: Quality Manager
Test Report S/N: 1M1904220064-07.A3L	Test Dates: 01/22-03/18/2019	EUT Type: Portable Handset		Page 156 of 244

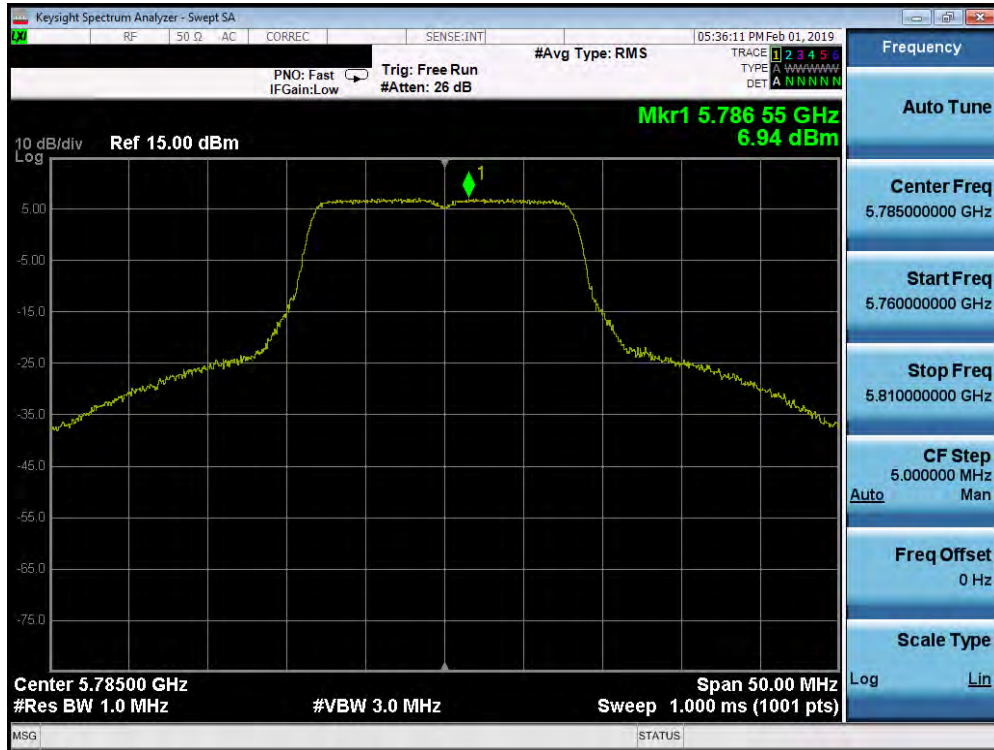
	Frequency [MHz]	Channel No.	802.11 Mode	Data Rate [Mbps]	Measured Power Density [dBm]	Max Permissible Power Density [dBm/500kHz]	Margin [dB]
Band 3	5745	149	a	6	6.73	30.0	-23.27
	5785	157	a	6	6.94	30.0	-23.06
	5825	165	a	6	6.42	30.0	-23.58
	5745	149	n (20MHz)	6.5/7.2 (MCS0)	6.38	30.0	-23.62
	5785	157	n (20MHz)	6.5/7.2 (MCS0)	6.75	30.0	-23.25
	5825	165	n (20MHz)	6.5/7.2 (MCS0)	6.30	30.0	-23.70
	5745	149	ax (20MHz)	8.6 (MCS0)	4.48	30.0	-25.52
	5785	157	ax (20MHz)	8.6 (MCS0)	4.08	30.0	-25.92
	5825	165	ax (20MHz)	8.6 (MCS0)	4.61	30.0	-25.39
	5755	151	n (40MHz)	13.5/15 (MCS0)	2.40	30.0	-27.60
	5795	159	n (40MHz)	13.5/15 (MCS0)	2.83	30.0	-27.17
	5755	151	ax (40MHz)	17.2 (MCS0)	-2.30	30.0	-32.30
	5795	159	ax (40MHz)	17.2 (MCS0)	-1.78	30.0	-31.78
	5775	155	ac (80MHz)	29.3/32.5 (MCS0)	-2.44	30.0	-32.44
5775	155	ax (80MHz)	36 (MCS0)	-6.16	30.0	-36.16	

Table 7-26. Band 3 Conducted Power Spectral Density Measurements SISO ANT2

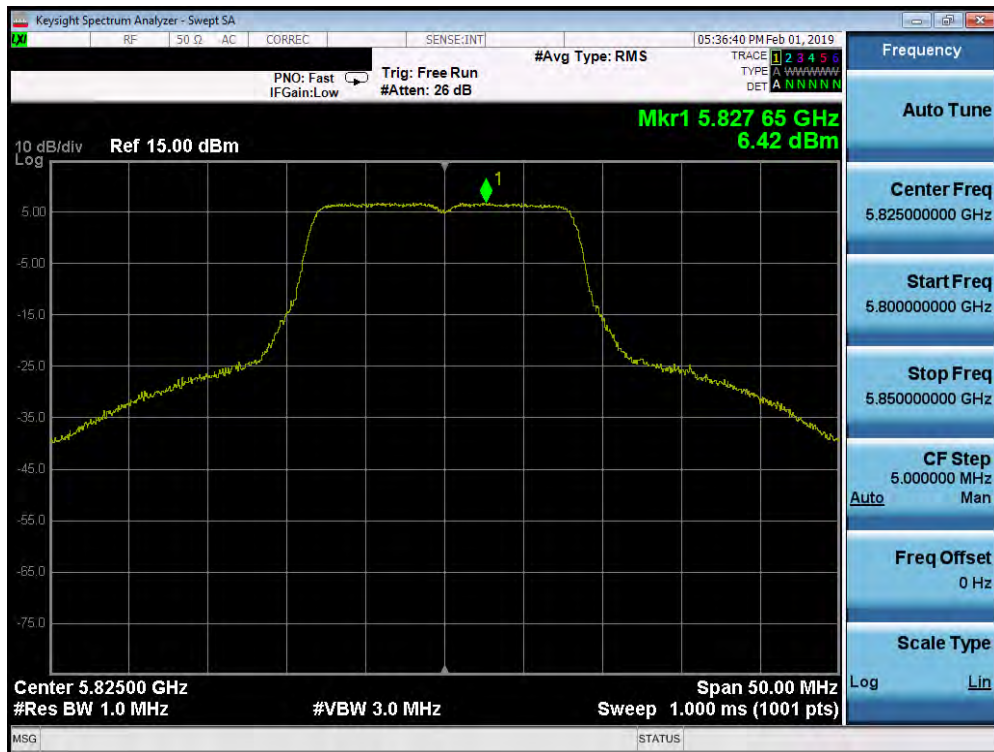


Plot 7-250. Power Spectral Density Plot SISO ANT2 (802.11a (UNII Band 3) – Ch. 149)

FCC ID: A3LSMF907B		MEASUREMENT REPORT (CERTIFICATION)		Approved by: Quality Manager
Test Report S/N: 1M1904220064-07.A3L	Test Dates: 01/22-03/18/2019	EUT Type: Portable Handset		Page 157 of 244

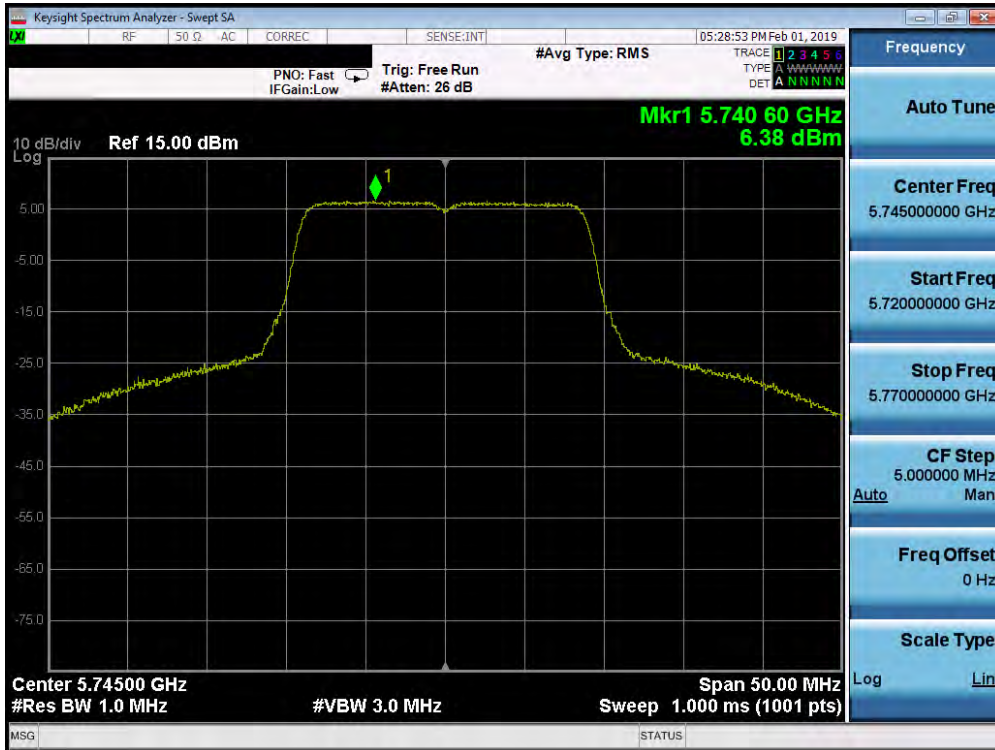


Plot 7-251. Power Spectral Density Plot SISO ANT2 (802.11a (UNII Band 3) – Ch. 157)

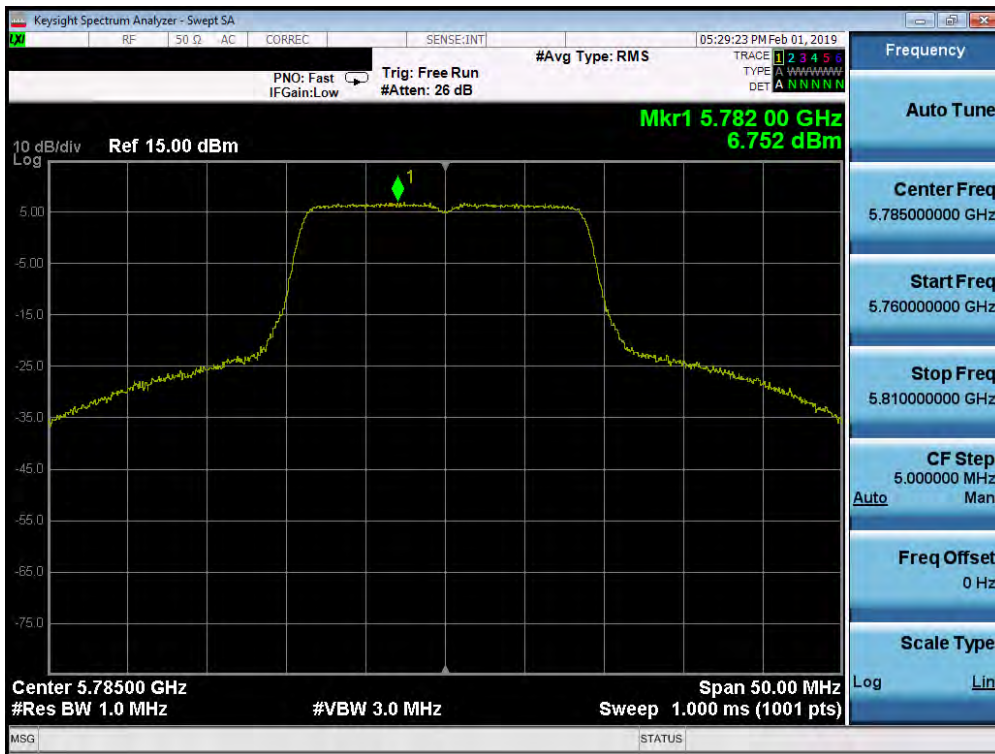


Plot 7-252. Power Spectral Density Plot SISO ANT2 (802.11a (UNII Band 3) – Ch. 165)

FCC ID: A3LSMF907B		MEASUREMENT REPORT (CERTIFICATION)		Approved by: Quality Manager
Test Report S/N: 1M1904220064-07.A3L	Test Dates: 01/22-03/18/2019	EUT Type: Portable Handset		Page 158 of 244

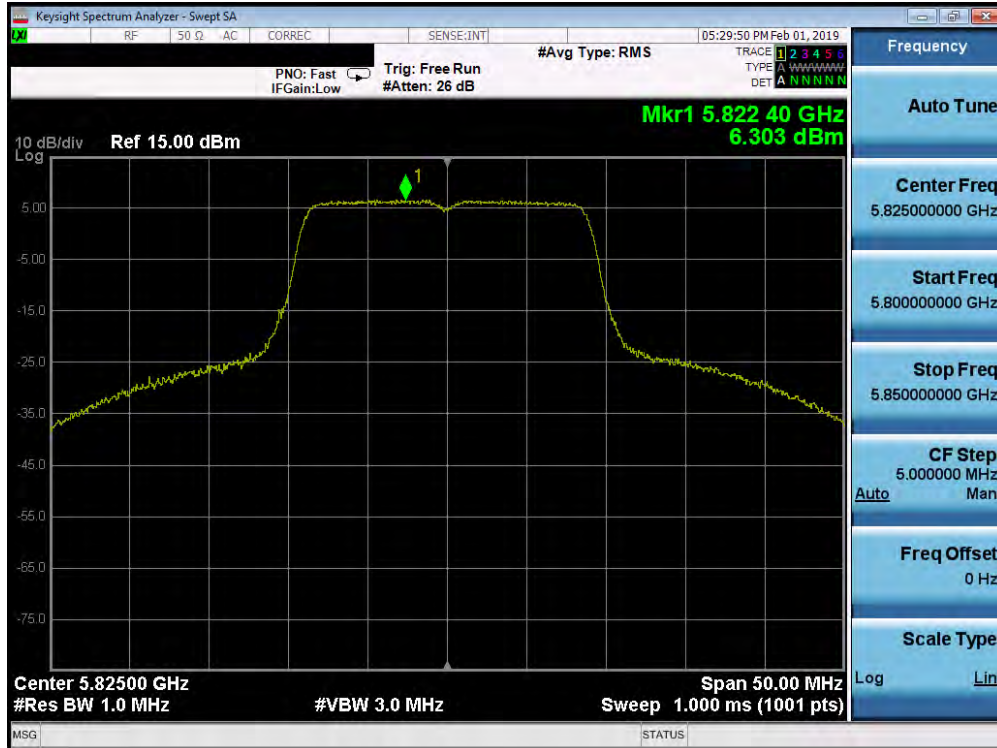


Plot 7-253. Power Spectral Density Plot SISO ANT2 (20MHz BW 802.11n (UNII Band 3) – Ch. 149)

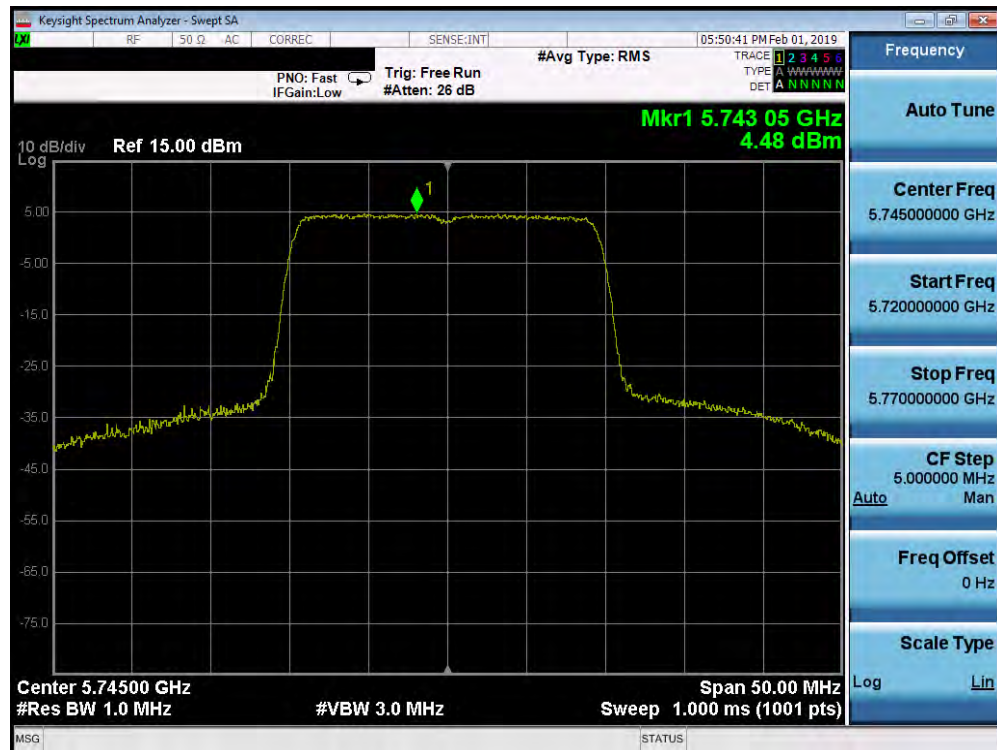


Plot 7-254. Power Spectral Density Plot SISO ANT2 (20MHz BW 802.11n (UNII Band 3) – Ch. 157)

FCC ID: A3LSMF907B		MEASUREMENT REPORT (CERTIFICATION)		Approved by: Quality Manager
Test Report S/N: 1M1904220064-07.A3L	Test Dates: 01/22-03/18/2019	EUT Type: Portable Handset		Page 159 of 244

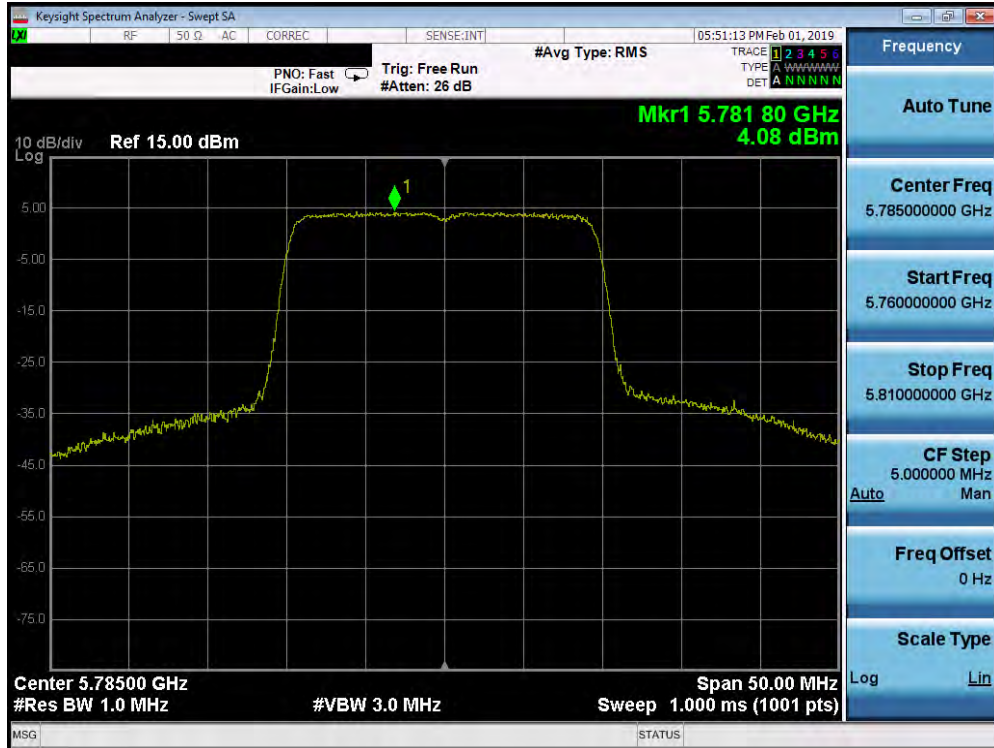


Plot 7-255. Power Spectral Density Plot SISO ANT2 (20MHz BW 802.11n (UNII Band 3) – Ch. 165)

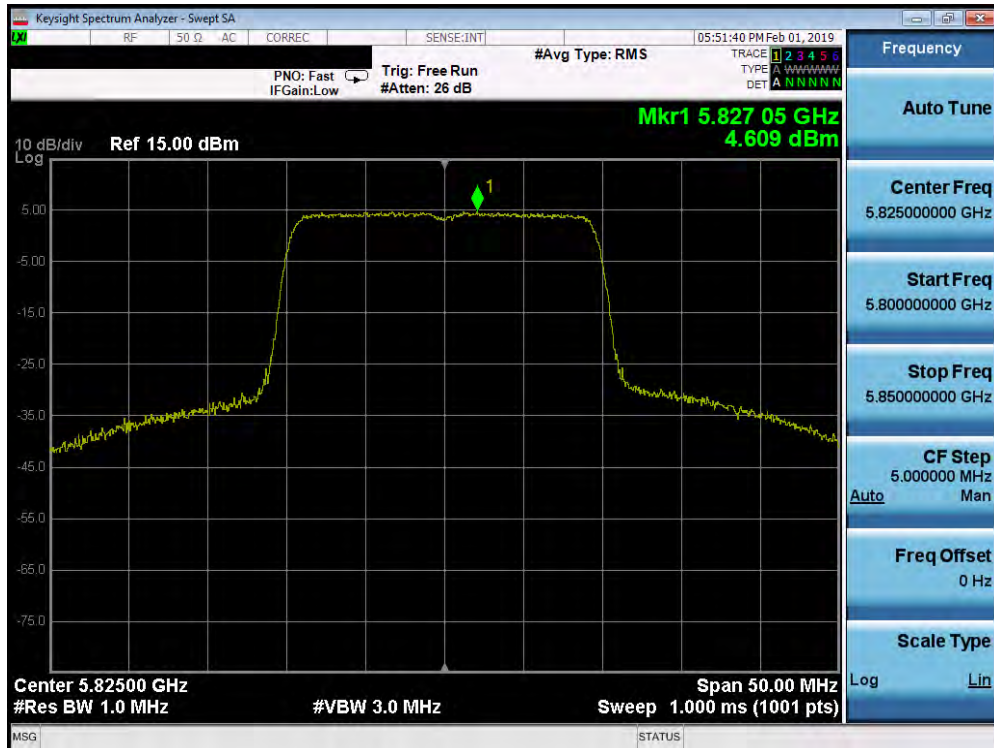


Plot 7-256. Power Spectral Density Plot SISO ANT2 (20MHz BW 802.11ax (UNII Band 3) – Ch. 149)

FCC ID: A3LSMF907B		MEASUREMENT REPORT (CERTIFICATION)		Approved by: Quality Manager
Test Report S/N: 1M1904220064-07.A3L	Test Dates: 01/22-03/18/2019	EUT Type: Portable Handset		Page 160 of 244

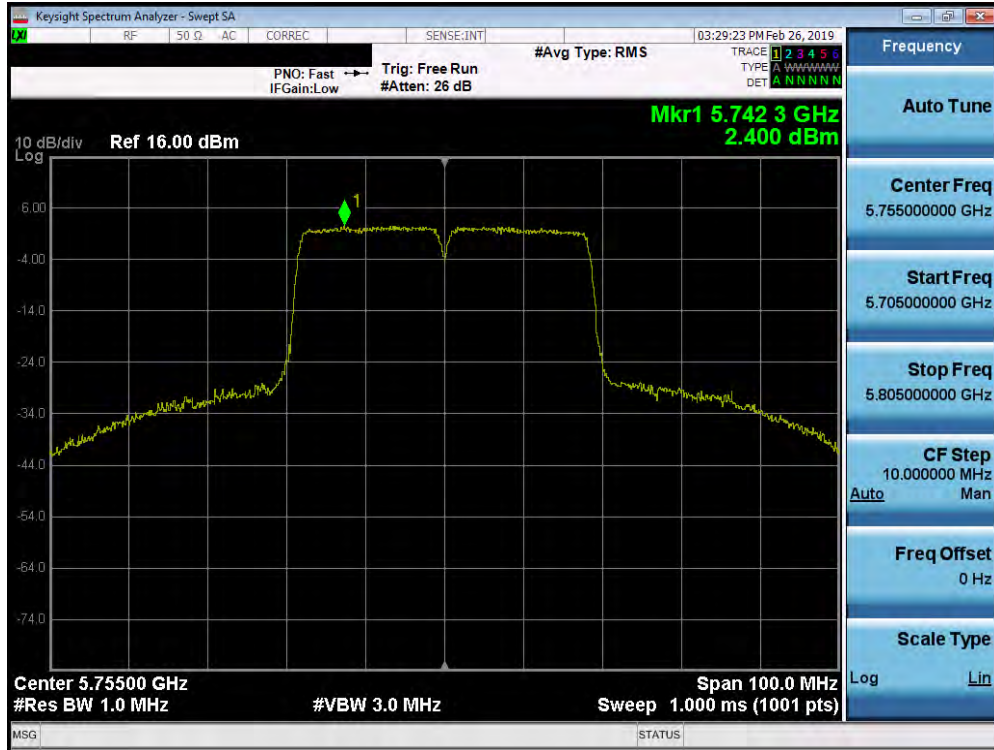


Plot 7-257. Power Spectral Density Plot SISO ANT2 (20MHz BW 802.11ax (UNII Band 3) – Ch. 157)

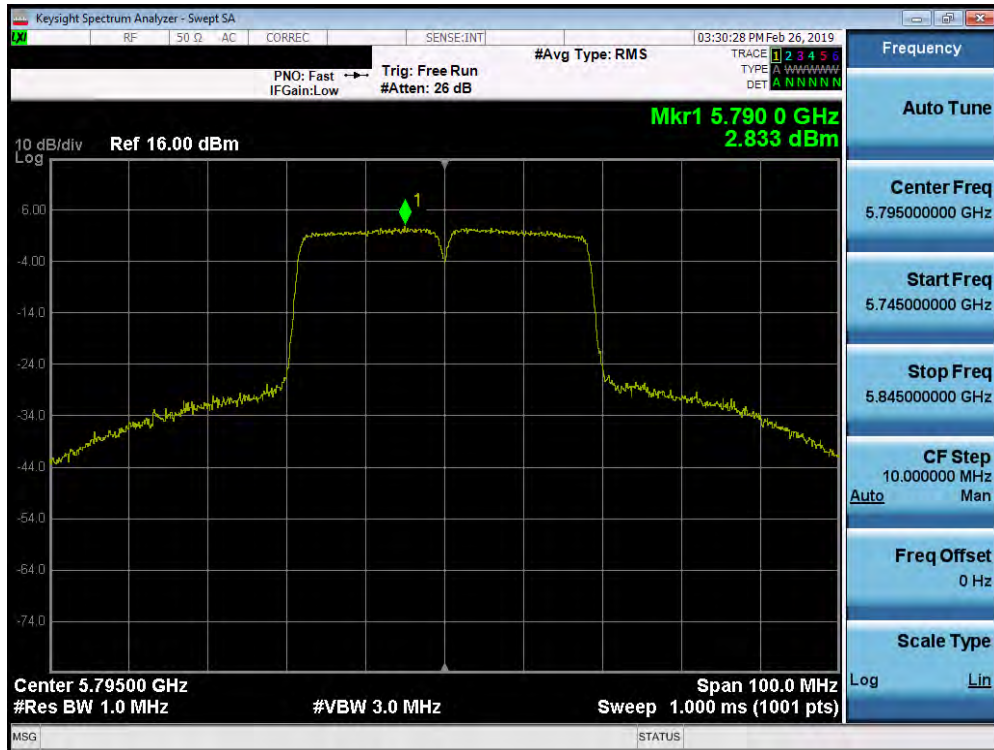


Plot 7-258. Power Spectral Density Plot SISO ANT2 (20MHz BW 802.11ax (UNII Band 3) – Ch. 165)

FCC ID: A3LSMF907B		MEASUREMENT REPORT (CERTIFICATION)		Approved by: Quality Manager
Test Report S/N: 1M1904220064-07.A3L	Test Dates: 01/22-03/18/2019	EUT Type: Portable Handset		Page 161 of 244

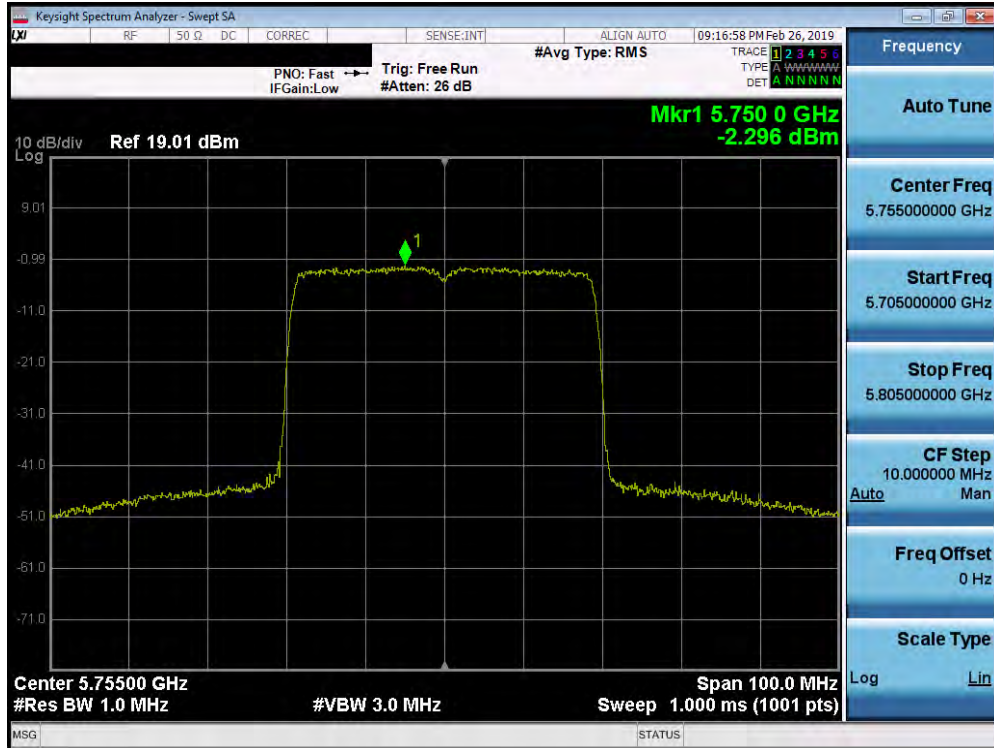


Plot 7-259. Power Spectral Density Plot SISO ANT2 (40MHz BW 802.11n (UNII Band 3) – Ch. 151)

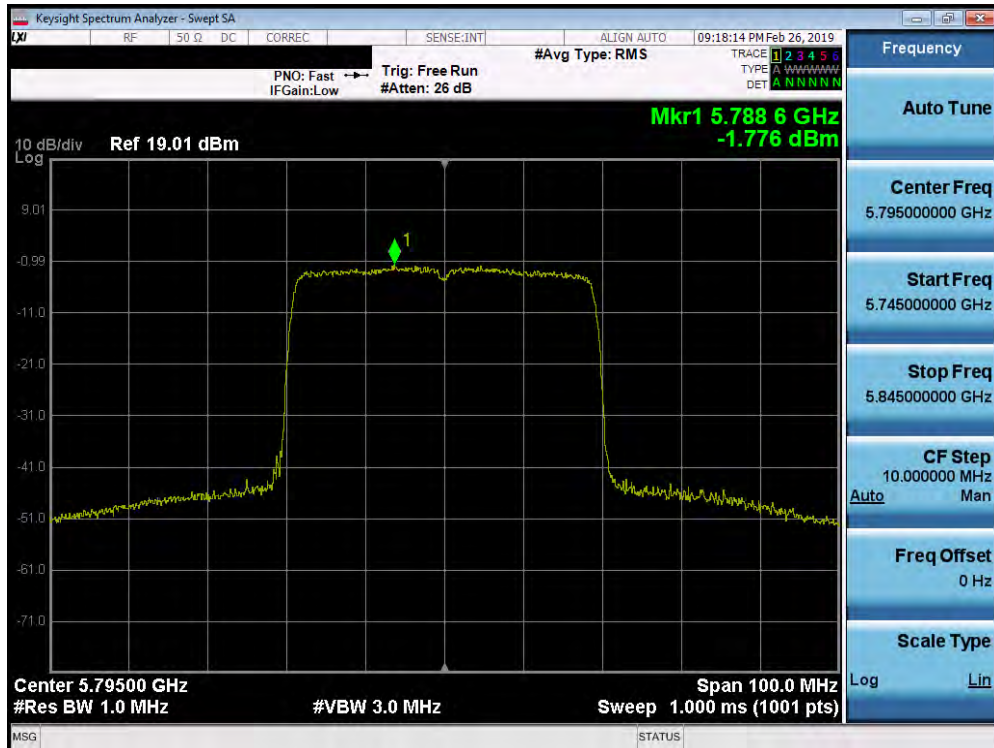


Plot 7-260. Power Spectral Density Plot SISO ANT2 (40MHz BW 802.11n (UNII Band 3) – Ch. 159)

FCC ID: A3LSMF907B	PCTEST ENGINEERING LABORATORY, INC.	MEASUREMENT REPORT (CERTIFICATION)	SAMSUNG	Approved by: Quality Manager
Test Report S/N: 1M1904220064-07.A3L	Test Dates: 01/22-03/18/2019	EUT Type: Portable Handset		Page 162 of 244

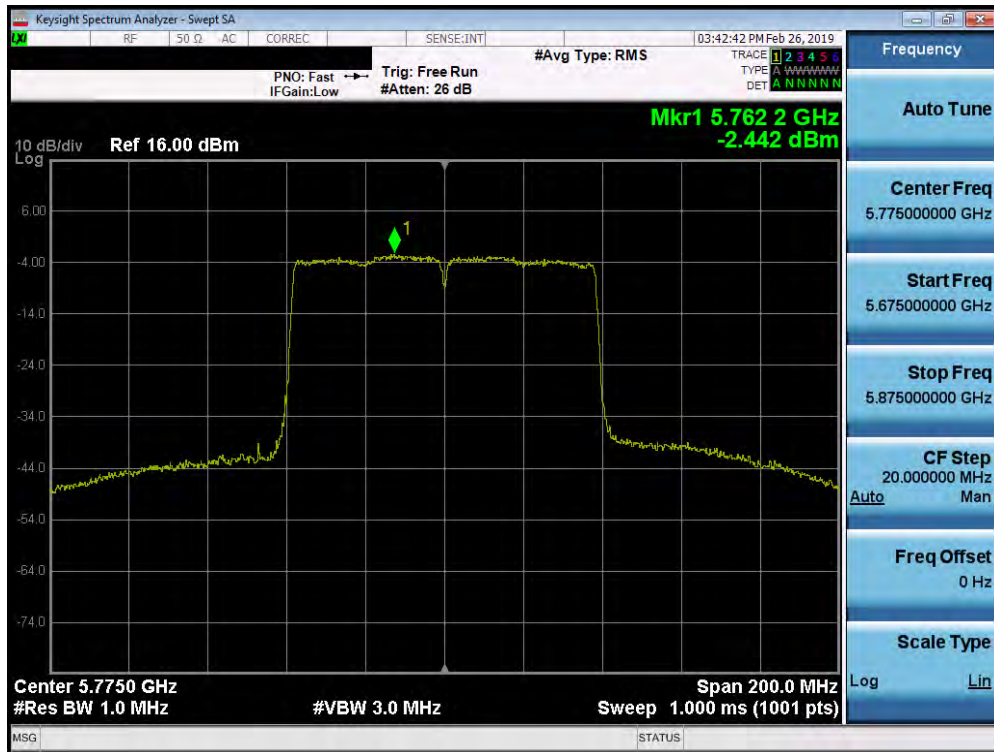


Plot 7-261. Power Spectral Density Plot SISO ANT2 (40MHz BW 802.11ax (UNII Band 3) – Ch. 151)

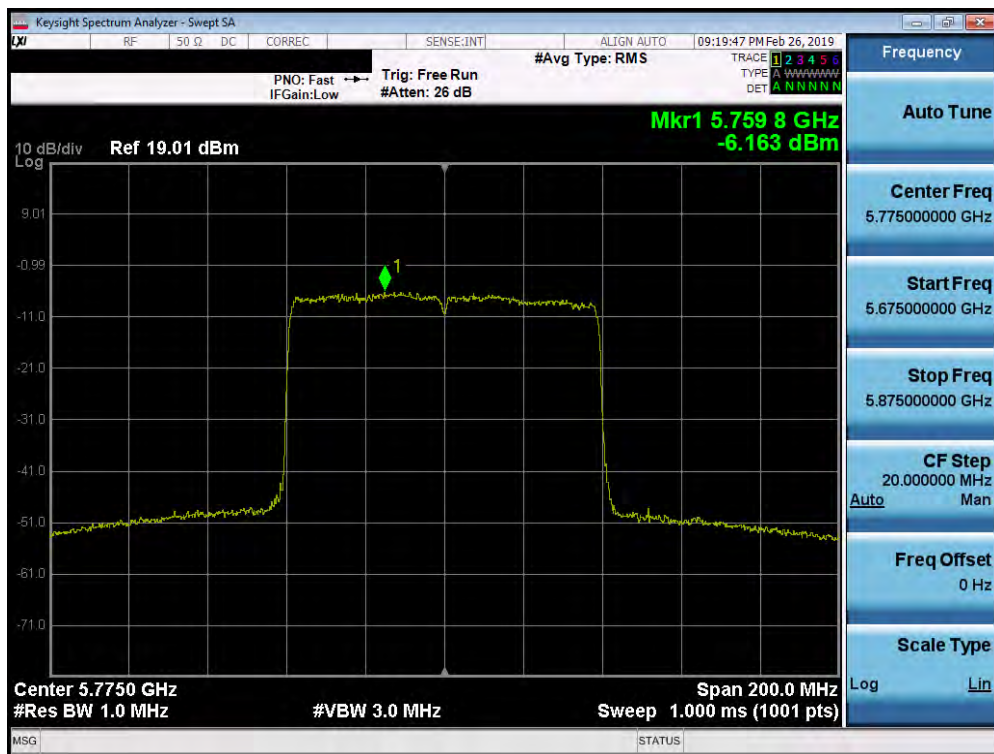


Plot 7-262. Power Spectral Density Plot SISO ANT2 (40MHz BW 802.11ax (UNII Band 3) – Ch. 159)

FCC ID: A3LSMF907B		MEASUREMENT REPORT (CERTIFICATION)		Approved by: Quality Manager
Test Report S/N: 1M1904220064-07.A3L	Test Dates: 01/22-03/18/2019	EUT Type: Portable Handset		Page 163 of 244



Plot 7-263. Power Spectral Density Plot SISO ANT2 (80MHz BW 802.11ac (UNII Band 3) – Ch. 155)



Plot 7-264. Power Spectral Density Plot SISO ANT2 (80MHz BW 802.11ax (UNII Band 3) – Ch. 155)

FCC ID: A3LSMF907B		MEASUREMENT REPORT (CERTIFICATION)		Approved by: Quality Manager
Test Report S/N: 1M1904220064-07.A3L	Test Dates: 01/22-03/18/2019	EUT Type: Portable Handset		Page 164 of 244

Summed MIMO Power Spectral Density Measurements

	Frequency [MHz]	Channel No.	802.11 Mode	Data Rate [Mbps]	Antenna-1 Power Density [dBm]	Antenna-2 Power Density [dBm]	Summed MIMO Power Density [dBm]	Max Power Density [dBm/MHz]	Margin [dB]
Band 1	5180	36	a	6.5/7.2 (MCS0)	6.73	7.84	10.33	11.0	-0.67
	5200	40	a	6.5/7.2 (MCS0)	6.49	6.94	9.73	11.0	-1.27
	5240	48	a	6.5/7.2 (MCS0)	6.06	7.02	9.58	11.0	-1.42
	5180	36	n (20MHz)	6.5/7.2 (MCS0)	6.47	7.57	10.07	11.0	-0.93
	5200	40	n (20MHz)	6.5/7.2 (MCS0)	6.20	6.26	9.24	11.0	-1.76
	5240	48	n (20MHz)	6.5/7.2 (MCS0)	5.83	6.53	9.20	11.0	-1.80
	5180	36	ax (20MHz)	8.6 (MCS0)	2.91	3.97	6.48	11.0	-4.52
	5200	40	ax (20MHz)	8.6 (MCS0)	2.41	3.93	6.24	11.0	-4.76
	5240	48	ax (20MHz)	8.6 (MCS0)	2.93	4.14	6.59	11.0	-4.41
	5190	38	n (40MHz)	13.5/15 (MCS0)	3.73	1.10	5.62	11.0	-5.38
	5230	46	n (40MHz)	13.5/15 (MCS0)	1.98	2.75	5.39	11.0	-5.61
	5190	38	ax (40MHz)	17.2 (MCS0)	-0.28	-0.61	2.57	11.0	-8.43
	5230	46	ax (40MHz)	17.2 (MCS0)	-0.78	-1.28	1.99	11.0	-9.01
	5210	42	ac (80MHz)	29.3/32.5 (MCS0)	-3.20	-2.97	-0.07	11.0	-11.07
5210	42	ax (80MHz)	36 (MCS0)	-4.54	-4.90	-1.70	11.0	-12.70	
Band 2A	5260	52	a	6.5/7.2 (MCS0)	5.67	6.47	9.10	11.0	-1.90
	5280	56	a	6.5/7.2 (MCS0)	5.86	6.69	9.30	11.0	-1.70
	5320	64	a	6.5/7.2 (MCS0)	7.13	7.54	10.35	11.0	-0.65
	5260	52	n (20MHz)	6.5/7.2 (MCS0)	5.68	6.43	9.08	11.0	-1.92
	5280	56	n (20MHz)	6.5/7.2 (MCS0)	5.56	6.37	9.00	11.0	-2.00
	5320	64	n (20MHz)	6.5/7.2 (MCS0)	6.94	7.38	10.18	11.0	-0.82
	5260	52	ax (20MHz)	8.6 (MCS0)	3.03	3.88	6.49	11.0	-4.51
	5280	56	ax (20MHz)	8.6 (MCS0)	3.14	3.70	6.44	11.0	-4.56
	5320	64	ax (20MHz)	8.6 (MCS0)	3.61	3.99	6.82	11.0	-4.18
	5270	54	n (40MHz)	13.5/15 (MCS0)	2.63	2.49	5.57	11.0	-5.43
	5310	62	n (40MHz)	13.5/15 (MCS0)	3.34	3.62	6.49	11.0	-4.51
	5270	54	ax (40MHz)	17.2 (MCS0)	-0.71	-1.26	2.03	11.0	-8.97
	5310	62	ax (40MHz)	17.2 (MCS0)	0.22	-1.61	2.41	11.0	-8.59
	5290	58	ac (80MHz)	29.3/32.5 (MCS0)	-3.09	-3.27	-0.17	11.0	-11.17
5210	58	ax (80MHz)	36 (MCS0)	-4.58	-4.87	-1.71	11.0	-12.71	
Band 2C	5500	100	a	6.5/7.2 (MCS0)	7.33	7.66	10.51	11.0	-0.49
	5600	120	a	6.5/7.2 (MCS0)	6.73	6.64	9.70	11.0	-1.30
	5720	144	a	6.5/7.2 (MCS0)	6.87	6.93	9.91	11.0	-1.09
	5500	100	n (20MHz)	6.5/7.2 (MCS0)	6.28	7.52	9.96	11.0	-1.04
	5600	120	n (20MHz)	6.5/7.2 (MCS0)	5.60	6.09	8.87	11.0	-2.13
	5720	144	n (20MHz)	6.5/7.2 (MCS0)	5.84	6.58	9.24	11.0	-1.76
	5500	100	ax (20MHz)	8.6 (MCS0)	3.05	3.80	6.45	11.0	-4.55
	5600	120	ax (20MHz)	8.6 (MCS0)	2.22	3.89	6.14	11.0	-4.86
	5720	144	ax (20MHz)	8.6 (MCS0)	2.18	4.31	6.38	11.0	-4.62
	5510	102	n (40MHz)	13.5/15 (MCS0)	3.10	3.72	6.43	11.0	-4.57
	5590	118	n (40MHz)	13.5/15 (MCS0)	2.69	2.70	5.71	11.0	-5.29
	5710	142	n (40MHz)	13.5/15 (MCS0)	3.06	3.02	6.05	11.0	-4.95
	5510	102	ax (40MHz)	17.2 (MCS0)	-0.44	-0.90	2.35	11.0	-8.65
	5590	118	ax (40MHz)	17.2 (MCS0)	-1.82	-3.59	0.39	11.0	-10.61
	5710	142	ax (40MHz)	17.2 (MCS0)	-1.59	-3.50	0.57	11.0	-10.43
	5530	106	ac (80MHz)	29.3/32.5 (MCS0)	-0.85	-2.09	1.59	11.0	-9.41
	5610	122	ac (80MHz)	29.3/32.5 (MCS0)	-3.29	-3.20	-0.24	11.0	-11.24
	5690	138	ac (80MHz)	29.3/32.5 (MCS0)	-1.53	-3.17	0.74	11.0	-10.26
5530	106	ax (80MHz)	36 (MCS0)	-5.02	-6.19	-2.55	11.0	-13.55	
5610	122	ax (80MHz)	36 (MCS0)	-5.52	-8.67	-3.80	11.0	-14.80	
5690	138	ax (80MHz)	36 (MCS0)	-5.75	-7.23	-3.42	11.0	-14.42	

Table 7-27. Bands 1, 2A, 2C MIMO Conducted Power Spectral Density Measurements

FCC ID: A3LSMF907B		MEASUREMENT REPORT (CERTIFICATION)		Approved by: Quality Manager
Test Report S/N: 1M1904220064-07.A3L	Test Dates: 01/22-03/18/2019	EUT Type: Portable Handset	Page 165 of 244	

	Frequency [MHz]	Channel No.	802.11 Mode	Data Rate [Mbps]	Antenna-1 Power Density [dBm]	Antenna-2 Power Density [dBm]	Summed MIMO Power Density [dBm]	Directional Antenna Gain [dBi]	e.i.r.p. Power Density [dBm/MHz]	ISED Max e.i.r.p. Power Density [dBm/MHz]	Margin [dB]
Band 1	5180	36	a	6.5/7.2 (MCS0)	6.73	7.84	10.33	-2.76	7.57	10.0	-2.43
	5200	40	a	6.5/7.2 (MCS0)	6.49	6.94	9.73	-2.76	6.97	10.0	-3.03
	5240	48	a	6.5/7.2 (MCS0)	6.06	7.02	9.58	-2.76	6.82	10.0	-3.18
	5180	36	n (20MHz)	6.5/7.2 (MCS0)	6.47	7.57	10.07	-2.76	7.31	10.0	-2.69
	5200	40	n (20MHz)	6.5/7.2 (MCS0)	6.20	6.26	9.24	-2.76	6.48	10.0	-3.52
	5240	48	n (20MHz)	6.5/7.2 (MCS0)	5.83	6.53	9.20	-2.76	6.44	10.0	-3.56
	5190	38	n (40MHz)	13.5/15 (MCS0)	3.73	1.10	5.62	-2.76	2.86	10.0	-7.14
	5230	46	n (40MHz)	13.5/15 (MCS0)	1.98	2.75	5.39	-2.76	2.63	10.0	-7.37
5210	42	ac (80MHz)	29.3/32.5 (MCS0)	-3.20	-2.97	-0.07	-2.76	-2.83	10.0	-12.83	

Table 7-28. Band 1 MIMO e.i.r.p. Conducted Power Spectral Density Measurements (ISED)

	Frequency [MHz]	Channel No.	802.11 Mode	Data Rate [Mbps]	Antenn-1 Power Density [dBm]	Antenn-2 Power Density [dBm]	Summed MIMO Power Density [dBm]	Max Permissible Power Density [dBm/500kHz]	Margin [dB]
Band 3	5745	149	a	6.5/7.2 (MCS0)	3.80	6.73	8.51	30.0	-21.49
	5785	157	a	6.5/7.2 (MCS0)	4.39	6.94	8.86	30.0	-21.14
	5825	165	a	6.5/7.2 (MCS0)	2.57	6.42	7.92	30.0	-22.08
	5745	149	n (20MHz)	6.5/7.2 (MCS0)	3.52	6.38	8.19	30.0	-21.81
	5785	157	n (20MHz)	6.5/7.2 (MCS0)	3.85	6.75	8.55	30.0	-21.45
	5825	165	n (20MHz)	6.5/7.2 (MCS0)	3.71	6.30	8.21	30.0	-21.79
	5745	149	ax (20MHz)	8.6 (MCS0)	3.60	4.08	6.86	30.0	-23.14
	5785	157	ax (20MHz)	8.6 (MCS0)	3.23	4.61	6.98	30.0	-23.02
	5825	165	ax (20MHz)	8.6 (MCS0)	3.38	2.40	5.93	30.0	-24.07
	5755	151	n (40MHz)	13.5/15 (MCS0)	3.38	2.40	5.93	30.0	-24.07
	5795	159	n (40MHz)	13.5/15 (MCS0)	3.64	2.83	6.26	30.0	-23.74
	5755	151	ax (40MHz)	17.2 (MCS0)	-1.39	-1.78	1.43	30.0	-28.57
	5795	159	ax (40MHz)	17.2 (MCS0)	-1.50	-2.44	1.06	30.0	-28.94
	5775	155	ac (80MHz)	29.3/32.5 (MCS0)	-1.50	-2.44	1.06	30.0	-28.94
5775	155	ax (80MHz)	36 (MCS0)	-4.83	-6.16	-2.44	30.0	-32.44	

Table 7-29. Band 3 MIMO Conducted Power Spectral Density Measurements

FCC ID: A3LSMF907B		MEASUREMENT REPORT (CERTIFICATION)		Approved by: Quality Manager
Test Report S/N: 1M1904220064-07.A3L	Test Dates: 01/22-03/18/2019	EUT Type: Portable Handset		Page 166 of 244

Note:

Per ANSI C63.10-2013 Section 14.3.2.2 and KDB 662911 v02r01 Section E)2), the power spectral density at Antenna 1 and Antenna 2 were first measured separately as shown in the section above. The measured values were then summed in linear power units then converted back to dBm.

Sample MIMO Calculation:

At 5180MHz in 802.11n (20MHz BW) mode, the average conducted power spectral density was measured to be 6.47 dBm for Antenna-1 and 7.57 dBm for Antenna-2.

$$\text{Antenna 1} + \text{Antenna 2} = \text{MIMO}$$

$$(6.47 \text{ dBm} + 7.57 \text{ dBm}) = (4.44 \text{ mW} + 5.71 \text{ mW}) = 10.15 \text{ mW} = 10.07 \text{ dBm}$$

Sample e.i.r.p Power Spectral Density Calculation:

At 5180MHz in 802.11n (20MHz BW) mode, the average MIMO power density was calculated to be 10.07 dBm with directional gain of -2.76 dBi.

$$\text{e.i.r.p. Power Spectral Density(dBm)} = \text{Power Spectral Density (dBm)} + \text{Ant gain (dBi)}$$

$$10.07 \text{ dBm} + -2.76 \text{ dBi} = 7.31 \text{ dBm}$$

FCC ID: A3LSMF907B		MEASUREMENT REPORT (CERTIFICATION)		Approved by: Quality Manager
Test Report S/N: 1M1904220064-07.A3L	Test Dates: 01/22-03/18/2019	EUT Type: Portable Handset	Page 167 of 244	

7.6 Radiated Spurious Emission Measurements – Above 1GHz

§15.407(b) §15.205 §15.209; RSS-Gen [8.9]

Test Overview and Limit

All out of band radiated spurious emissions are measured with a spectrum analyzer connected to a receive antenna while the EUT is operating at its maximum duty cycle, at its maximum power control level, as defined in ANSI C63.10-2013 and KDB 789033 D02 v02r01, and at the appropriate frequencies. All channels, modes (e.g. 802.11a, 802.11n (20MHz BW), 802.11n (40MHz BW), and 802.11ac (80MHz)), and modulations/data rates were investigated among all UNII bands. Only the radiated emissions of the configuration that produced the worst case emissions are reported in this section.

For transmitters operating in the 5.15-5.25 GHz and 5.25-5.35 GHz band: All emissions outside of the 5.15-5.35 GHz band shall not exceed an EIRP of -27 dBm/MHz.

For transmitters operating in the 5.47-5.725 GHz band: All emissions outside of the 5.47-5.725 GHz band shall not exceed an EIRP of -27 dBm/MHz.

For transmitters operating in the 5.725-5.85 GHz band: All emissions shall be limited to a level of -27 dBm/MHz at 75 MHz or more above or below the band edge increasing linearly to 10 dBm/MHz at 25 MHz above or below the band edge, and from 25 MHz above or below the band edge increasing linearly to a level of 15.6 dBm/MHz at 5 MHz above or below the band edge, and from 5 MHz above or below the band edge increasing linearly to a level of 27 dBm/MHz at the band edge.

All out of band emissions appearing in a restricted band as specified in Section 15.205 of the Title 47 CFR and Table 6 of RSS-Gen (8.10) must not exceed the limits shown in Table 7-30 per Section 15.209 and RSS-Gen (8.9).

Frequency	Field Strength [μ V/m]	Measured Distance [Meters]
Above 960.0 MHz	500	3

Table 7-30. Radiated Limits

Test Procedures Used

ANSI C63.10-2013 – Sections 12.7.7.2, 12.7.6, 12.7.5
KDB 789033 D02 v02r01 – Section G

Test Settings

Average Measurements above 1GHz (Method AD)

1. Analyzer center frequency was set to the frequency of the radiated spurious emission of interest
2. RBW = 1MHz
3. VBW = 3MHz
4. Detector = power average (RMS)
5. Number of measurement points = 1001 (Number of points must be $\geq 2 \times \text{span/RBW}$)
6. Averaging type = power (RMS)
7. Sweep time = auto couple
8. Trace was averaged over 100 sweeps

FCC ID: A3LSMF907B		MEASUREMENT REPORT (CERTIFICATION)		Approved by: Quality Manager
Test Report S/N: 1M1904220064-07.A3L	Test Dates: 01/22-03/18/2019	EUT Type: Portable Handset	Page 168 of 244	

Peak Measurements above 1GHz

1. Analyzer center frequency was set to the frequency of the radiated spurious emission of interest
2. RBW = 1MHz
3. VBW = 3MHz
4. Detector = peak
5. Sweep time = auto couple
6. Trace mode = max hold
7. Trace was allowed to stabilize

Peak Measurements below 1GHz

1. Analyzer center frequency was set to the frequency of the radiated spurious emission of interest
2. Span was set greater than 1MHz
3. RBW = 120kHz
4. Detector = CISPR quasi-peak
5. Sweep time = auto couple
6. Trace was allowed to stabilize

Test Setup

The EUT and measurement equipment were set up as shown in the diagram below.

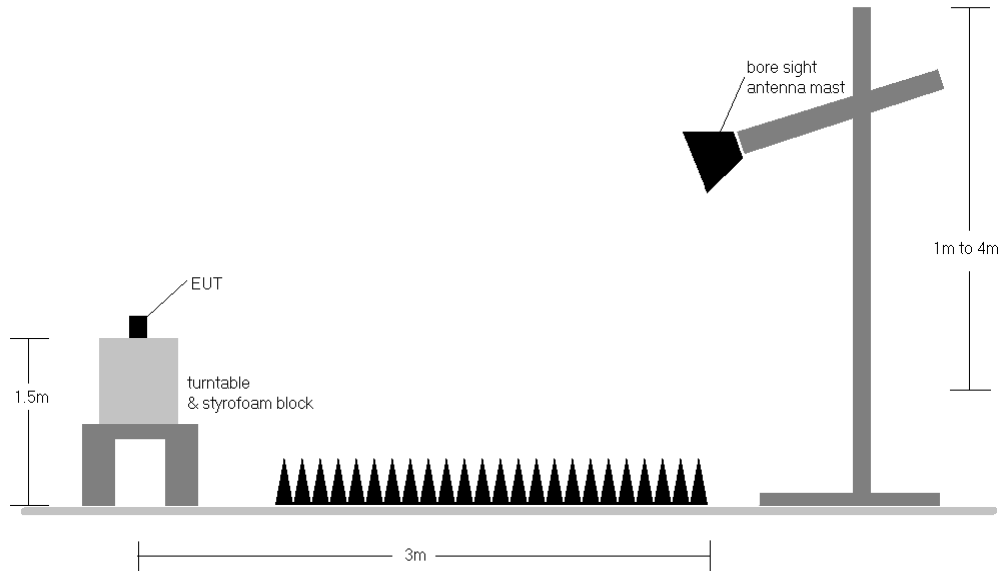


Figure 7-5. Test Instrument & Measurement Setup

FCC ID: A3LSMF907B		MEASUREMENT REPORT (CERTIFICATION)		Approved by: Quality Manager
Test Report S/N: 1M1904220064-07.A3L	Test Dates: 01/22-03/18/2019	EUT Type: Portable Handset		Page 169 of 244

Test Notes

1. All emissions that lie in the restricted bands (denoted by a * next to the frequency) specified in §15.205 and Section 8.10 of RSS-Gen are below the limit shown in Table 7-30.
2. All spurious emissions lying in restricted bands specified in §15.205 and Section 8.10 of RSS-Gen are below the limit shown in Table 7-30. All spurious emissions that do not lie in a restricted band are subject to a peak limit of -27dBm/MHz. At a distance of 3 meters, the field strength limit in dBµV/m can be determined by adding a “conversion” factor of 95.2dB to the EIRP limit of -27dBm/MHz to obtain the limit for out of band spurious emissions of 68.2dBµV/m.
3. The antenna is manipulated through typical positions, polarity and length during the tests. The EUT is manipulated through three orthogonal planes.
4. This unit was tested with its standard battery.
5. The spectrum is measured from 9kHz to the 10th harmonic of the fundamental frequency of the transmitter using CISPR quasi peak detector below 1GHz. Above 1 GHz, average and peak measurements were taken using linearly polarized horn antennas. The worst-case emissions are reported however emissions whose levels were not within 20dB of the respective limits were not reported.
6. Emissions below 18GHz were measured at a 3 meter test distance while emissions above 18GHz were measured at a 1 meter test distance with the application of a distance correction factor.
7. Radiated spurious emissions were investigated while operating in MIMO mode, however, it was determined that single antenna operation produced the worst case emissions. Since the emissions produced from MIMO operation were found to be more than 20dB below the limit, the MIMO emissions are not reported.
8. The wide spectrum spurious emissions plots shown on the following pages are used only for the purpose of emission identification. Any emissions found to be within 20dB of the limit are fully investigated and the results are shown in this section.
9. The "-" shown in the following RSE tables are used to denote a noise floor measurement.

Sample Calculations

Determining Spurious Emissions Levels

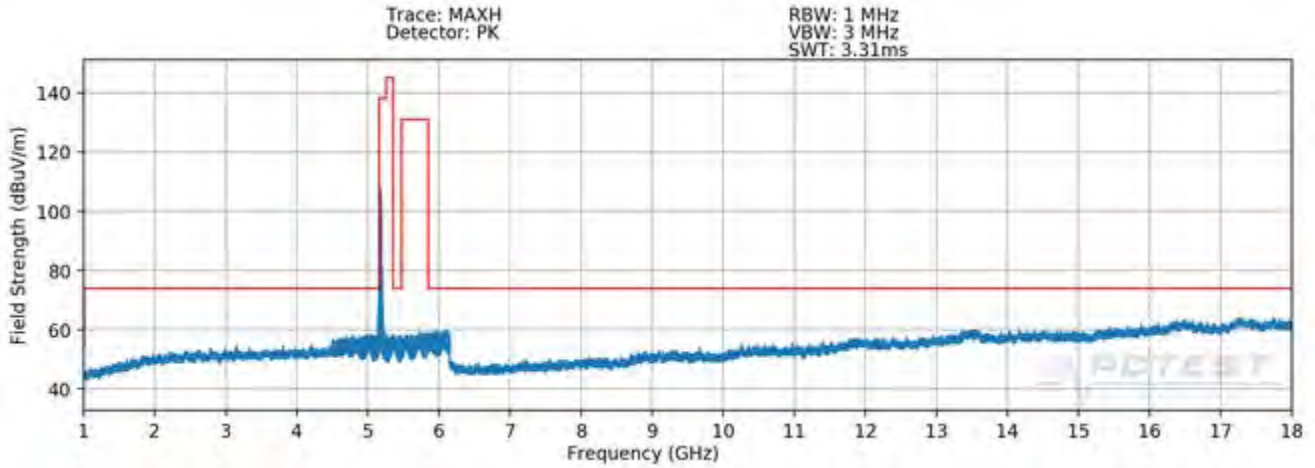
- Field Strength Level [dBµV/m] = Analyzer Level [dBm] + 107 + AFCL [dB/m]
- AFCL [dB/m] = Antenna Factor [dB/m] + Cable Loss [dB]
- Margin [dB] = Field Strength Level [dBµV/m] – Limit [dBµV/m]

Radiated Band Edge Measurement Offset

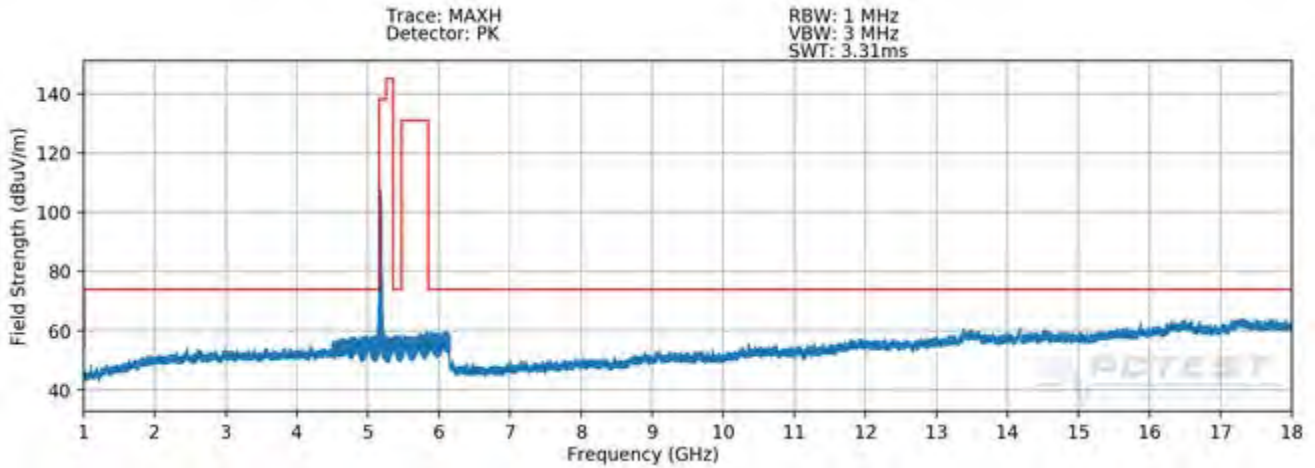
- The amplitude offset shown in the radiated restricted band edge plots in Section Radiated Spurious Emission Measurements – Above 1GHz was calculated using the formula:
Offset (dB) = (Antenna Factor + Cable Loss + Attenuator) – Pre-amplifier Gain

FCC ID: A3LSMF907B		MEASUREMENT REPORT (CERTIFICATION)		Approved by: Quality Manager
Test Report S/N: 1M1904220064-07.A3L	Test Dates: 01/22-03/18/2019	EUT Type: Portable Handset	Page 170 of 244	

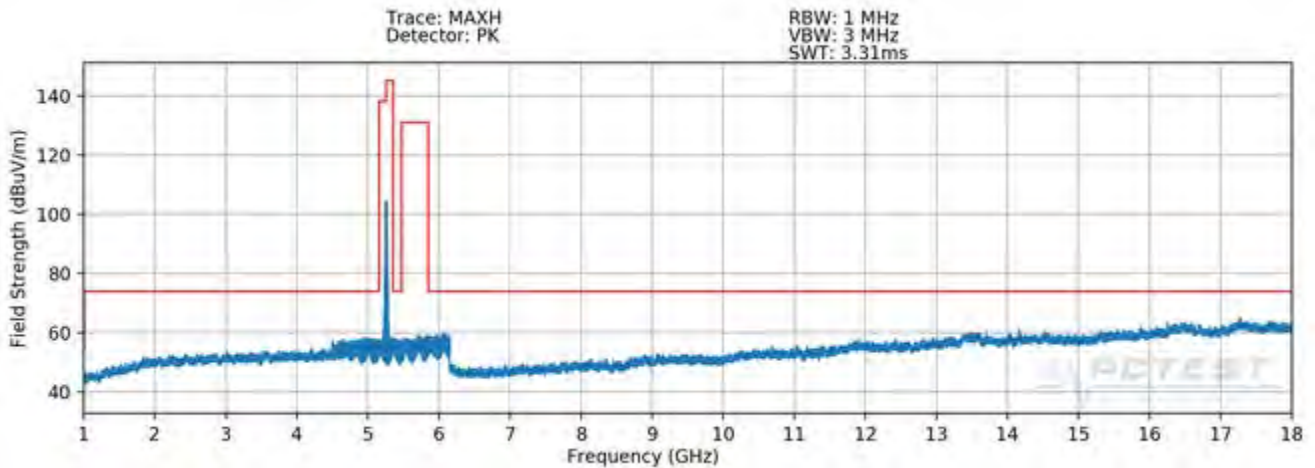
6.6.1 SISO Antenna-1 Radiated Spurious Emission Measurements



Plot 7-265. Radiated Spurious Plot above 1GHz SISO ANT1 (802.11a – U1 Ch. 40 - CLOSED)

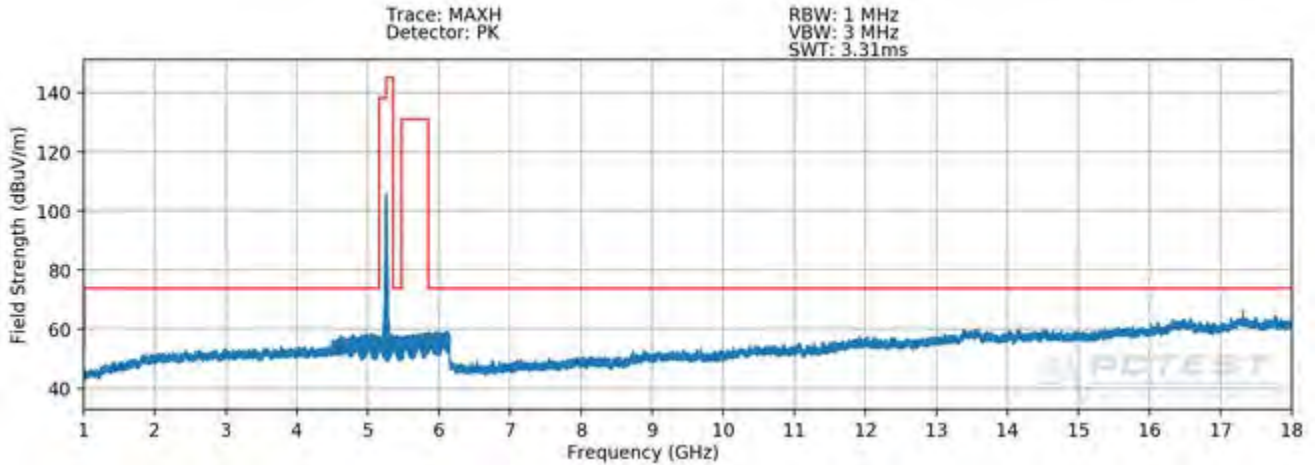


Plot 7-266. Radiated Spurious Plot above 1GHz SISO ANT1 (802.11a – U1 Ch. 40 - OPEN)

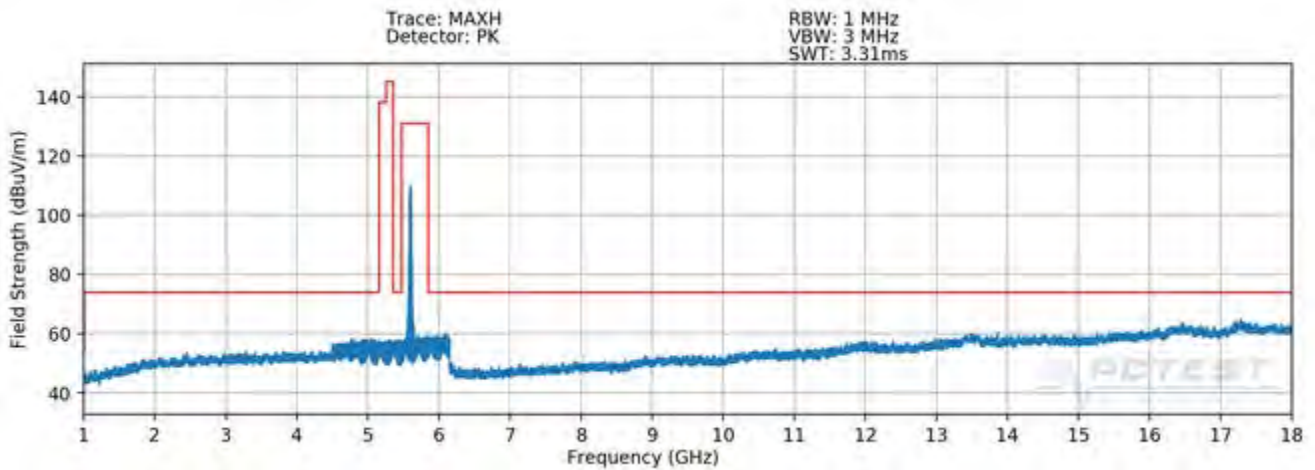


Plot 7-267. Radiated Spurious Plot above 1GHz SISO ANT1 (802.11a – U2A Ch. 56 - CLOSED)

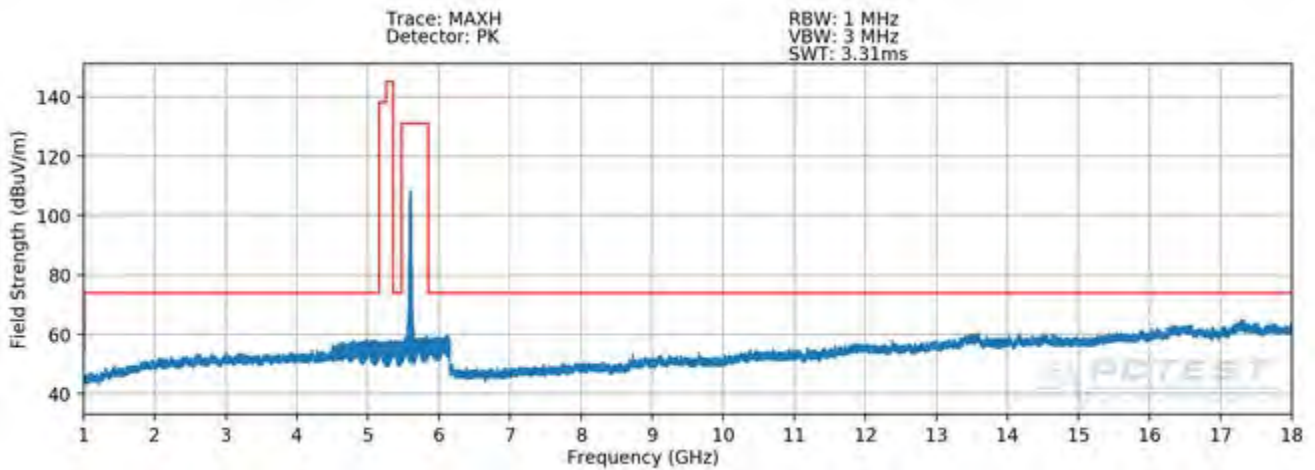
FCC ID: A3LSMF907B		MEASUREMENT REPORT (CERTIFICATION)		Approved by: Quality Manager
Test Report S/N: 1M1904220064-07.A3L	Test Dates: 01/22-03/18/2019	EUT Type: Portable Handset		Page 171 of 244



Plot 7-268. Radiated Spurious Plot above 1GHz SISO ANT1 (802.11a – U2A Ch. 56 – OPEN)

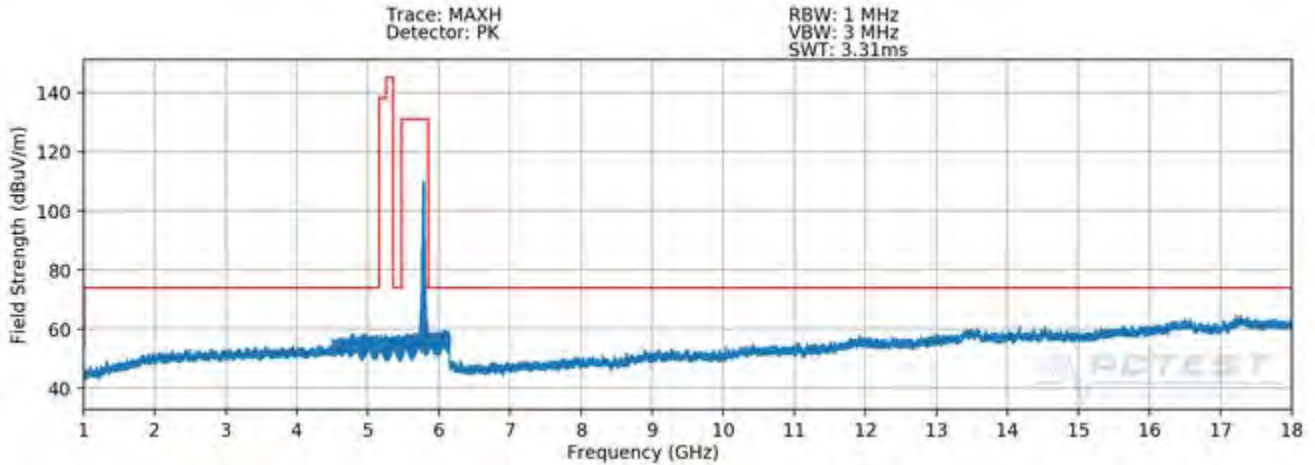


Plot 7-269. Radiated Spurious Plot above 1GHz SISO ANT1 (802.11a – U2C Ch. 120 - CLOSED)

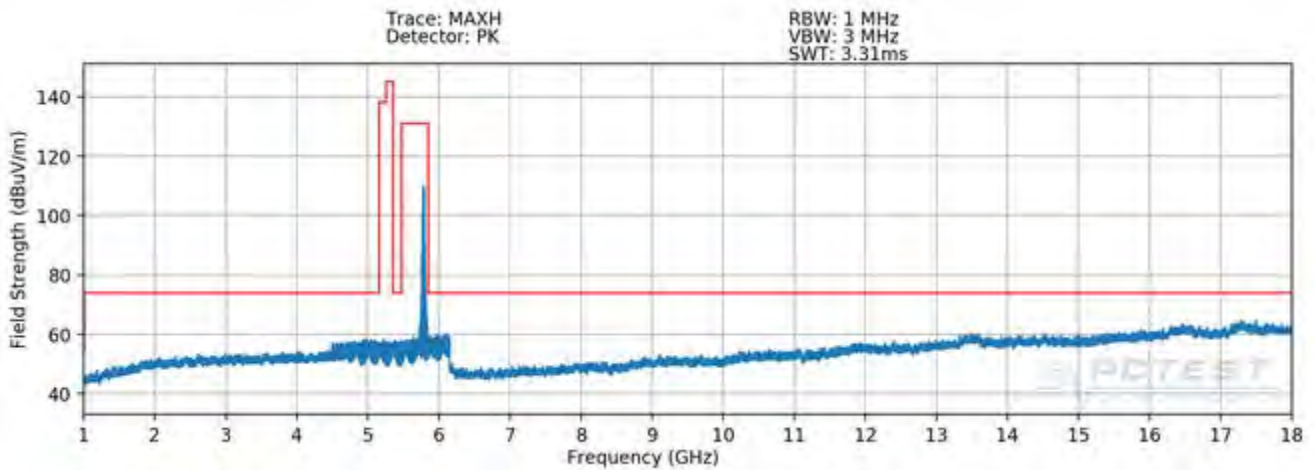


Plot 7-270. Radiated Spurious Plot above 1GHz SISO ANT1 (802.11a – U2C Ch. 120 - OPEN)

FCC ID: A3LSMF907B		MEASUREMENT REPORT (CERTIFICATION)		Approved by: Quality Manager
Test Report S/N: 1M1904220064-07.A3L	Test Dates: 01/22-03/18/2019	EUT Type: Portable Handset		Page 172 of 244



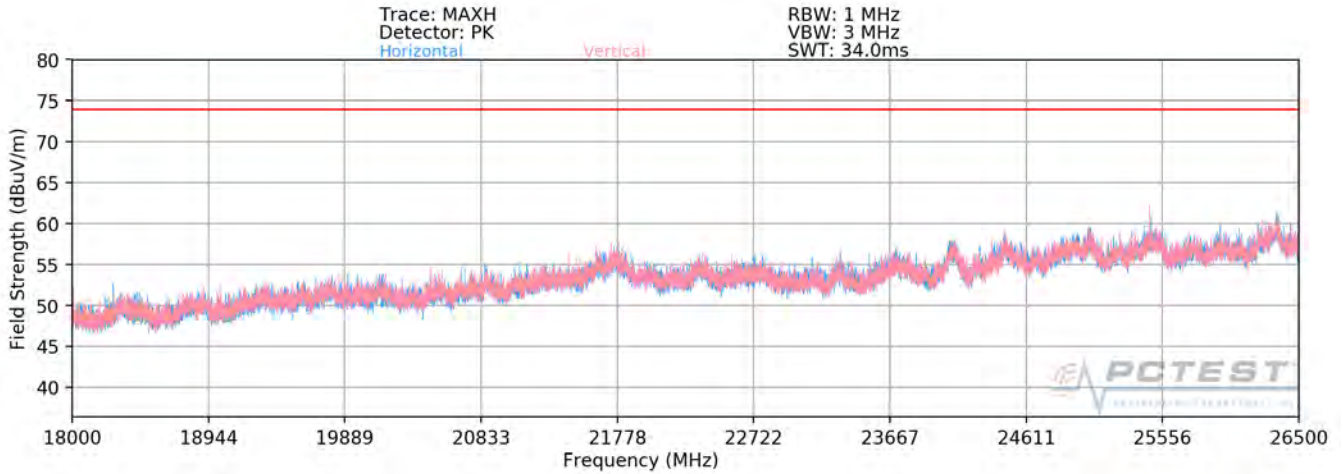
Plot 7-271. Radiated Spurious Plot above 1GHz SISO ANT1 (802.11a – U3 Ch. 157 - CLOSED)



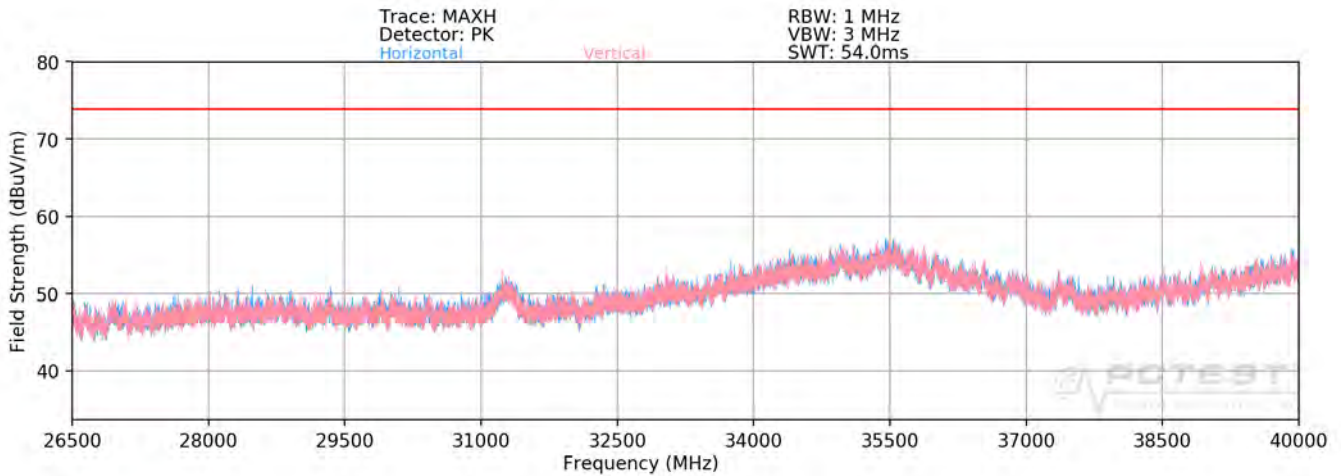
Plot 7-272. Radiated Spurious Plot above 1GHz SISO ANT1 (802.11a – U3 Ch. 157 - OPEN)

FCC ID: A3LSMF907B		MEASUREMENT REPORT (CERTIFICATION)		Approved by: Quality Manager
Test Report S/N: 1M1904220064-07.A3L	Test Dates: 01/22-03/18/2019	EUT Type: Portable Handset		Page 173 of 244

SISO Antenna-1 Radiated Spurious Emissions Measurements (Above 18GHz)



Plot 7-273. Radiated Spurious Plot 18GHz - 26.5GHz SISO ANT1 (802.11a - CLOSED)



Plot 7-274. Radiated Spurious Plot 26.5GHz - 40GHz SISO ANT1 (802.11a - CLOSED)

FCC ID: A3LSMF907B	 MEASUREMENT REPORT (CERTIFICATION)			Approved by: Quality Manager
Test Report S/N: 1M1904220064-07.A3L	Test Dates: 01/22-03/18/2019	EUT Type: Portable Handset	Page 174 of 244	

SISO Antenna-1 Radiated Spurious Emission Measurements

§15.407(b) §15.205 & §15.209; RSS-Gen [8.9]

Worst Case Mode: 802.11a
 Worst Case Transfer Rate: 6Mbps
 Distance of Measurements: 1 & 3 Meters
 Operating Frequency: 5180MHz
 Channel: 36

Frequency [MHz]	Detector	Ant. Pol. [H/V]	Antenna Height [cm]	Turntable Azimuth [degree]	Analyzer Level [dBm]	AFCL [dB/m]	Distance Correction Factor [dB]	Field Strength [dBµV/m]	Limit [dBµV/m]	Margin [dB]
10360.00	Peak	H	136	87	-69.03	18.99	0.00	56.96	68.20	-11.24
* 15540.00	Average	H	-	-	-85.40	27.73	0.00	49.33	53.98	-4.65
* 15540.00	Peak	H	-	-	-73.58	27.73	0.00	61.15	73.98	-12.83
* 20720.00	Average	H	-	-	-79.03	17.17	-9.54	35.60	53.98	-18.38
* 20720.00	Peak	H	-	-	-68.12	17.17	-9.54	46.51	73.98	-27.47
25900.00	Peak	H	-	-	-65.46	19.34	-9.54	51.33	68.20	-16.87

Table 7-31. Radiated Measurements SISO ANT1 - CLOSED

Worst Case Mode: 802.11a
 Worst Case Transfer Rate: 6Mbps
 Distance of Measurements: 1 & 3 Meters
 Operating Frequency: 5200MHz
 Channel: 40

Frequency [MHz]	Detector	Ant. Pol. [H/V]	Antenna Height [cm]	Turntable Azimuth [degree]	Analyzer Level [dBm]	AFCL [dB/m]	Distance Correction Factor [dB]	Field Strength [dBµV/m]	Limit [dBµV/m]	Margin [dB]
10400.00	Peak	H	161	90	-69.82	19.36	0.00	56.54	68.20	-11.66
* 15600.00	Average	H	-	-	-85.20	27.61	0.00	49.41	53.98	-4.57
* 15600.00	Peak	H	-	-	-74.02	27.61	0.00	60.59	73.98	-13.39
* 20800.00	Average	H	-	-	-79.43	17.31	-9.54	35.33	53.98	-18.65
* 20800.00	Peak	H	-	-	-68.21	17.31	-9.54	46.55	73.98	-27.43
26000.00	Peak	H	-	-	-66.35	19.60	-9.54	50.71	68.20	-17.49

Table 7-32. Radiated Measurements SISO ANT1 - CLOSED

FCC ID: A3LSMF907B		MEASUREMENT REPORT (CERTIFICATION)		Approved by: Quality Manager
Test Report S/N: 1M1904220064-07.A3L	Test Dates: 01/22-03/18/2019	EUT Type: Portable Handset	Page 175 of 244	

Worst Case Mode: 802.11a
 Worst Case Transfer Rate: 6Mbps
 Distance of Measurements: 1 & 3 Meters
 Operating Frequency: 5240MHz
 Channel: 48

Frequency [MHz]	Detector	Ant. Pol. [H/V]	Antenna Height [cm]	Turntable Azimuth [degree]	Analyzer Level [dBm]	AFCL [dB/m]	Distance Correction Factor [dB]	Field Strength [dBμV/m]	Limit [dBμV/m]	Margin [dB]
10480.00	Peak	H	-	-	-71.11	19.72	0.00	55.61	68.20	-12.59
* 15720.00	Average	H	-	-	-85.14	27.41	0.00	49.27	53.98	-4.71
* 15720.00	Peak	H	-	-	-74.50	27.41	0.00	59.91	73.98	-14.07
* 20960.00	Average	H	-	-	-79.19	17.60	-9.54	35.86	53.98	-18.12
* 20960.00	Peak	H	-	-	-68.27	17.60	-9.54	46.78	73.98	-27.20
26200.00	Peak	H	-	-	-66.16	19.73	-9.54	51.02	68.20	-17.18

Table 7-33. Radiated Measurements SISO ANT1 - CLOSED

FCC ID: A3LSMF907B		MEASUREMENT REPORT (CERTIFICATION)		Approved by: Quality Manager
Test Report S/N: 1M1904220064-07.A3L	Test Dates: 01/22-03/18/2019	EUT Type: Portable Handset	Page 176 of 244	

Worst Case Mode: 802.11a
 Worst Case Transfer Rate: 6Mbps
 Distance of Measurements: 1 & 3 Meters
 Operating Frequency: 5260MHz
 Channel: 52

Frequency [MHz]	Detector	Ant. Pol. [H/V]	Antenna Height [cm]	Turntable Azimuth [degree]	Analyzer Level [dBm]	AFCL [dB/m]	Distance Correction Factor [dB]	Field Strength [dBμV/m]	Limit [dBμV/m]	Margin [dB]
10520.00	Peak	H	-	-	-71.56	19.44	0.00	54.88	68.20	-13.32
* 15780.00	Average	H	-	-	-84.95	27.10	0.00	49.15	53.98	-4.83
* 15780.00	Peak	H	-	-	-73.67	27.10	0.00	60.43	73.98	-13.55
* 21040.00	Average	H	-	-	-79.13	17.67	-9.54	36.00	53.98	-17.98
* 21040.00	Peak	H	-	-	-67.61	17.67	-9.54	47.52	73.98	-26.46
26300.00	Peak	H	-	-	-65.19	20.29	-9.54	52.55	68.20	-15.65

Table 7-34. Radiated Measurements SISO ANT1 - CLOSED

Worst Case Mode: 802.11a
 Worst Case Transfer Rate: 6Mbps
 Distance of Measurements: 1 & 3 Meters
 Operating Frequency: 5280MHz
 Channel: 56

Frequency [MHz]	Detector	Ant. Pol. [H/V]	Antenna Height [cm]	Turntable Azimuth [degree]	Analyzer Level [dBm]	AFCL [dB/m]	Distance Correction Factor [dB]	Field Strength [dBμV/m]	Limit [dBμV/m]	Margin [dB]
10560.00	Peak	H	-	-	-71.56	19.62	0.00	55.06	68.20	-13.14
* 15840.00	Average	H	-	-	-84.57	27.05	0.00	49.48	53.98	-4.50
* 15840.00	Peak	H	-	-	-73.67	27.05	0.00	60.38	73.98	-13.60
* 21120.00	Average	H	-	-	-78.72	17.83	-9.54	36.57	53.98	-17.41
* 21120.00	Peak	H	-	-	-67.83	17.83	-9.54	47.46	73.98	-26.52
26400.00	Peak	H	-	-	-66.07	20.07	-9.54	51.46	68.20	-16.74

Table 7-35. Radiated Measurements SISO ANT1 - CLOSED

FCC ID: A3LSMF907B		MEASUREMENT REPORT (CERTIFICATION)		Approved by: Quality Manager
Test Report S/N: 1M1904220064-07.A3L	Test Dates: 01/22-03/18/2019	EUT Type: Portable Handset	Page 177 of 244	

Worst Case Mode: 802.11a
 Worst Case Transfer Rate: 6Mbps
 Distance of Measurements: 1 & 3 Meters
 Operating Frequency: 5320MHz
 Channel: 64

Frequency [MHz]	Detector	Ant. Pol. [H/V]	Antenna Height [cm]	Turntable Azimuth [degree]	Analyzer Level [dBm]	AFCL [dB/m]	Distance Correction Factor [dB]	Field Strength [dBμV/m]	Limit [dBμV/m]	Margin [dB]
* 10640.00	Average	H	-	-	-82.82	19.97	0.00	44.15	53.98	-9.83
* 10640.00	Peak	H	-	-	-71.76	19.97	0.00	55.21	73.98	-18.77
* 15960.00	Average	H	-	-	-85.05	27.35	0.00	49.30	53.98	-4.68
* 15960.00	Peak	H	-	-	-74.22	27.35	0.00	60.13	73.98	-13.85
* 21280.00	Average	H	-	-	-78.20	17.98	-9.54	37.23	53.98	-16.74
* 21280.00	Peak	H	-	-	-66.18	17.98	-9.54	49.25	73.98	-24.72
26600.00	Peak	H	-	-	-49.12	4.42	-9.54	52.76	68.20	-15.44

Table 7-36. Radiated Measurements SISO ANT1 - CLOSED

Worst Case Mode: 802.11a
 Worst Case Transfer Rate: 6Mbps
 Distance of Measurements: 1 & 3 Meters
 Operating Frequency: 5500MHz
 Channel: 100

Frequency [MHz]	Detector	Ant. Pol. [H/V]	Antenna Height [cm]	Turntable Azimuth [degree]	Analyzer Level [dBm]	AFCL [dB/m]	Distance Correction Factor [dB]	Field Strength [dBμV/m]	Limit [dBμV/m]	Margin [dB]
* 11000.00	Average	H	-	-	-83.53	20.31	0.00	43.78	53.98	-10.20
* 11000.00	Peak	H	-	-	-72.47	20.31	0.00	54.84	73.98	-19.14
16500.00	Peak	H	-	-	-73.49	28.49	0.00	62.00	68.20	-6.20
22000.00	Peak	H	-	-	-66.14	18.43	-9.54	49.75	68.20	-18.45
27500.00	Peak	H	-	-	-46.75	3.16	-9.54	53.86	68.20	-14.34

Table 7-37. Radiated Measurements SISO ANT1 - CLOSED

FCC ID: A3LSMF907B		MEASUREMENT REPORT (CERTIFICATION)		Approved by: Quality Manager
Test Report S/N: 1M1904220064-07-A3L	Test Dates: 01/22-03/18/2019	EUT Type: Portable Handset	Page 178 of 244	

Worst Case Mode: 802.11a
 Worst Case Transfer Rate: 6Mbps
 Distance of Measurements: 1 & 3 Meters
 Operating Frequency: 5600MHz
 Channel: 120

Frequency [MHz]	Detector	Ant. Pol. [H/V]	Antenna Height [cm]	Turntable Azimuth [degree]	Analyzer Level [dBm]	AFCL [dB/m]	Distance Correction Factor [dB]	Field Strength [dBµV/m]	Limit [dBµV/m]	Margin [dB]
* 11200.00	Average	H	-	-	-83.80	19.78	0.00	42.98	53.98	-11.00
* 11200.00	Peak	H	-	-	-72.67	19.78	0.00	54.11	73.98	-19.87
16800.00	Peak	H	-	-	-74.28	28.94	0.00	61.66	68.20	-6.54
* 22400.00	Average	H	-	-	-78.34	19.18	-9.54	38.30	53.98	-15.68
* 22400.00	Peak	H	-	-	-66.53	19.18	-9.54	50.11	73.98	-23.87
28000.00	Peak	H	-	-	-50.85	4.80	-9.54	51.41	68.20	-16.79

Table 7-38. Radiated Measurements SISO ANT1 - CLOSED

Worst Case Mode: 802.11a
 Worst Case Transfer Rate: 6Mbps
 Distance of Measurements: 1 & 3 Meters
 Operating Frequency: 5720MHz
 Channel: 144

Frequency [MHz]	Detector	Ant. Pol. [H/V]	Antenna Height [cm]	Turntable Azimuth [degree]	Analyzer Level [dBm]	AFCL [dB/m]	Distance Correction Factor [dB]	Field Strength [dBµV/m]	Limit [dBµV/m]	Margin [dB]
* 11440.00	Average	H	-	-	-83.52	20.26	0.00	43.74	53.98	-10.24
* 11440.00	Peak	H	-	-	-72.45	20.26	0.00	54.81	73.98	-19.17
17160.00	Peak	H	-	-	-73.63	29.62	0.00	62.99	68.20	-5.21
* 22880.00	Average	H	-	-	-79.17	18.88	-9.54	37.17	53.98	-16.81
* 22880.00	Peak	H	-	-	-67.51	18.88	-9.54	48.83	73.98	-25.15
28600.00	Peak	H	-	-	-47.85	3.32	-9.54	52.92	68.20	-15.28

Table 7-39. Radiated Measurements SISO ANT1 - CLOSED

FCC ID: A3LSMF907B		MEASUREMENT REPORT (CERTIFICATION)		Approved by: Quality Manager
Test Report S/N: 1M1904220064-07.A3L	Test Dates: 01/22-03/18/2019	EUT Type: Portable Handset	Page 179 of 244	

Worst Case Mode: 802.11a
 Worst Case Transfer Rate: 6Mbps
 Distance of Measurements: 1 & 3 Meters
 Operating Frequency: 5745MHz
 Channel: 149

Frequency [MHz]	Detector	Ant. Pol. [H/V]	Antenna Height [cm]	Turntable Azimuth [degree]	Analyzer Level [dBm]	AFCL [dB/m]	Distance Correction Factor [dB]	Field Strength [dBμV/m]	Limit [dBμV/m]	Margin [dB]
* 11490.00	Average	H	-	-	-83.78	20.36	0.00	43.58	53.98	-10.40
* 11490.00	Peak	H	-	-	-72.62	20.36	0.00	54.74	73.98	-19.24
17235.00	Peak	H	-	-	-73.01	29.51	0.00	63.50	68.20	-4.70
* 22980.00	Average	H	-	-	-79.21	19.03	-9.54	37.28	53.98	-16.70
* 22980.00	Peak	H	-	-	-67.92	19.03	-9.54	48.57	73.98	-25.41
28725.00	Peak	H	-	-	-49.80	3.65	-9.54	51.31	68.20	-16.89

Table 7-40. Radiated Measurements SISO ANT1 - CLOSED

Worst Case Mode: 802.11a
 Worst Case Transfer Rate: 6Mbps
 Distance of Measurements: 1 & 3 Meters
 Operating Frequency: 5785MHz
 Channel: 157

Frequency [MHz]	Detector	Ant. Pol. [H/V]	Antenna Height [cm]	Turntable Azimuth [degree]	Analyzer Level [dBm]	AFCL [dB/m]	Distance Correction Factor [dB]	Field Strength [dBμV/m]	Limit [dBμV/m]	Margin [dB]
* 11570.00	Average	H	-	-	-83.65	21.02	0.00	44.37	53.98	-9.61
* 11570.00	Peak	H	-	-	-71.68	21.02	0.00	56.34	73.98	-17.64
17355.00	Peak	H	-	-	-73.13	29.63	0.00	63.50	68.20	-4.70
23140.00	Peak	H	-	-	-68.43	18.82	-9.54	47.85	68.20	-20.35
28925.00	Peak	H	-	-	-47.87	4.50	-9.54	54.09	68.20	-14.11

Table 7-41. Radiated Measurements SISO ANT1 - CLOSED

FCC ID: A3LSMF907B		MEASUREMENT REPORT (CERTIFICATION)		Approved by: Quality Manager
Test Report S/N: 1M1904220064-07.A3L	Test Dates: 01/22-03/18/2019	EUT Type: Portable Handset		Page 180 of 244

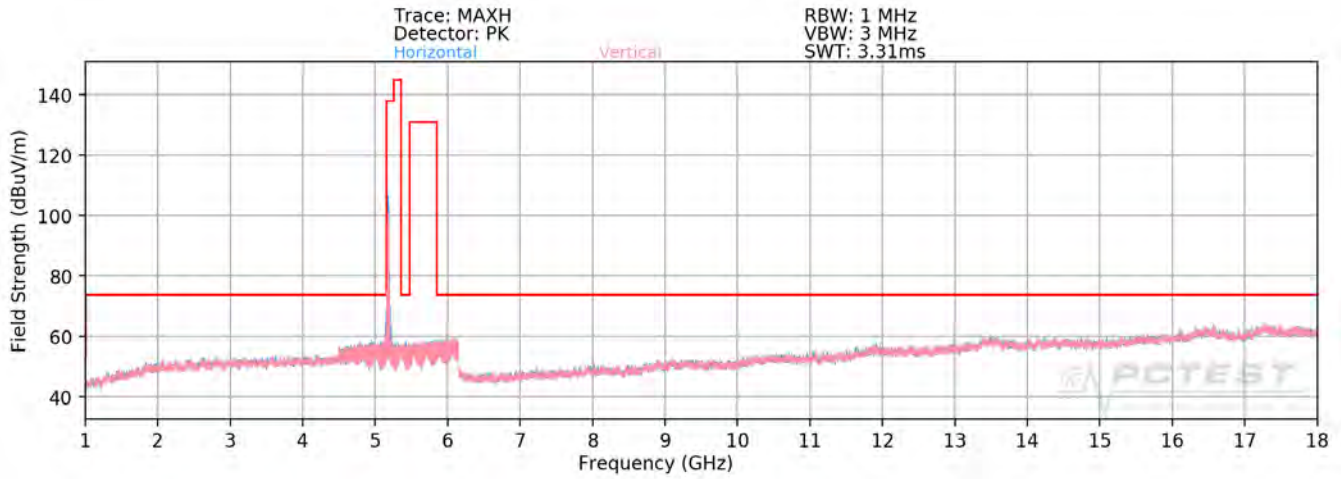
Worst Case Mode: 802.11a
 Worst Case Transfer Rate: 6Mbps
 Distance of Measurements: 1 & 3 Meters
 Operating Frequency: 5825MHz
 Channel: 165

Frequency [MHz]	Detector	Ant. Pol. [H/V]	Antenna Height [cm]	Turntable Azimuth [degree]	Analyzer Level [dBm]	AFCL [dB/m]	Distance Correction Factor [dB]	Field Strength [dBμV/m]	Limit [dBμV/m]	Margin [dB]
* 11650.00	Average	H	-	-	-83.42	21.21	0.00	44.79	53.98	-9.19
* 11650.00	Peak	H	-	-	-72.76	21.21	0.00	55.45	73.98	-18.53
17475.00	Peak	H	-	-	-74.48	29.76	0.00	62.28	68.20	-5.92
23300.00	Peak	H	-	-	-68.36	18.40	-9.54	47.50	68.20	-20.70
29125.00	Peak	H	-	-	-54.84	2.23	-9.54	44.85	68.20	-23.35

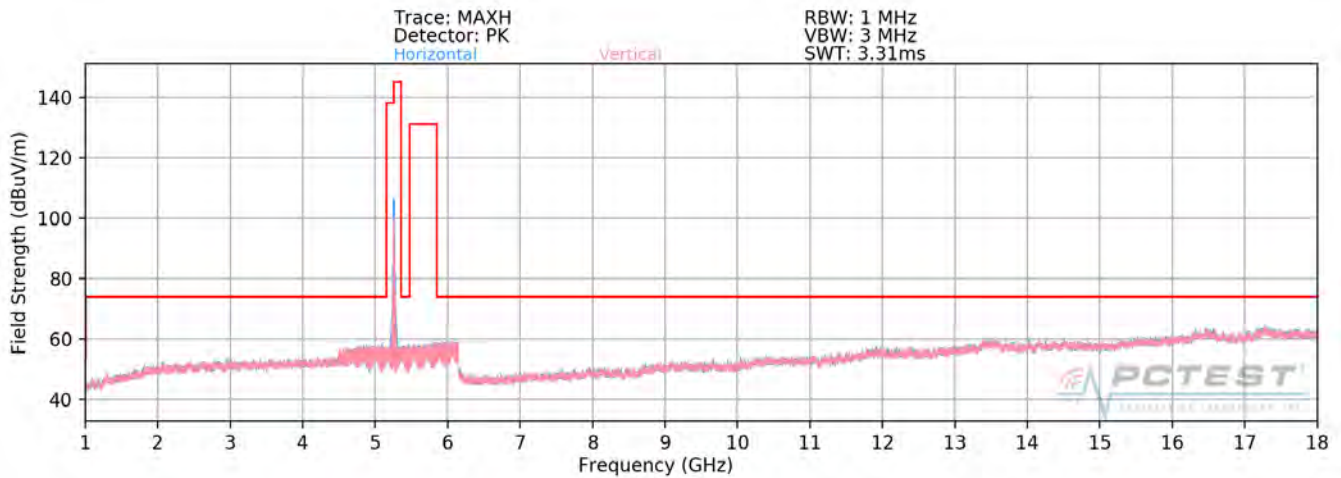
Table 7-42. Radiated Measurements SISO ANT1 - CLOSED

FCC ID: A3LSMF907B		MEASUREMENT REPORT (CERTIFICATION)		Approved by: Quality Manager
Test Report S/N: 1M1904220064-07.A3L	Test Dates: 01/22-03/18/2019	EUT Type: Portable Handset	Page 181 of 244	

6.6.2 SISO Antenna-2 Radiated Spurious Emission Measurements

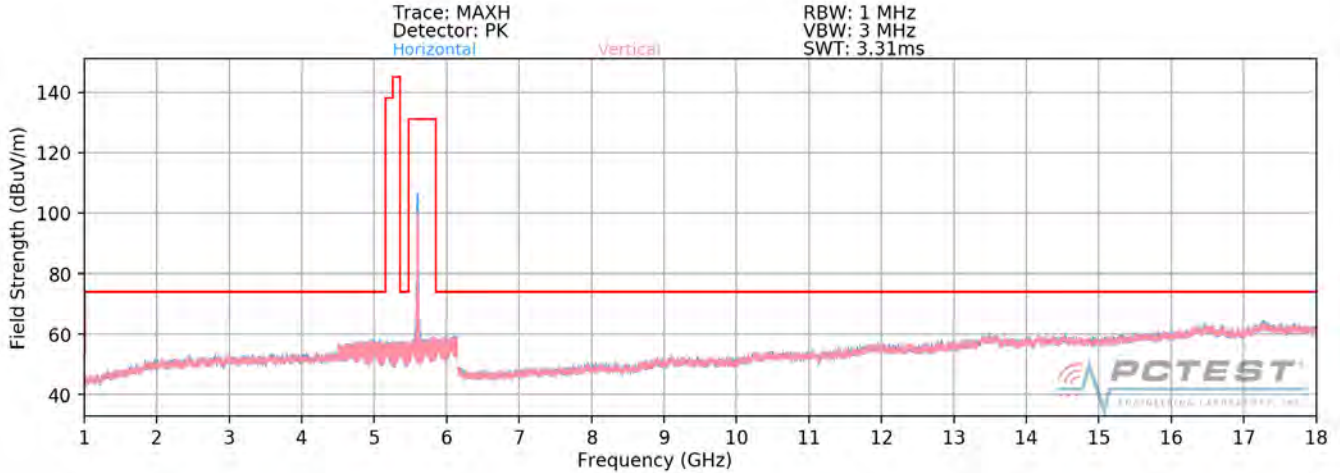


Plot 7-275. Radiated Spurious Plot above 1GHz SISO ANT2 (802.11a – U1 Ch. 40 - CLOSED)

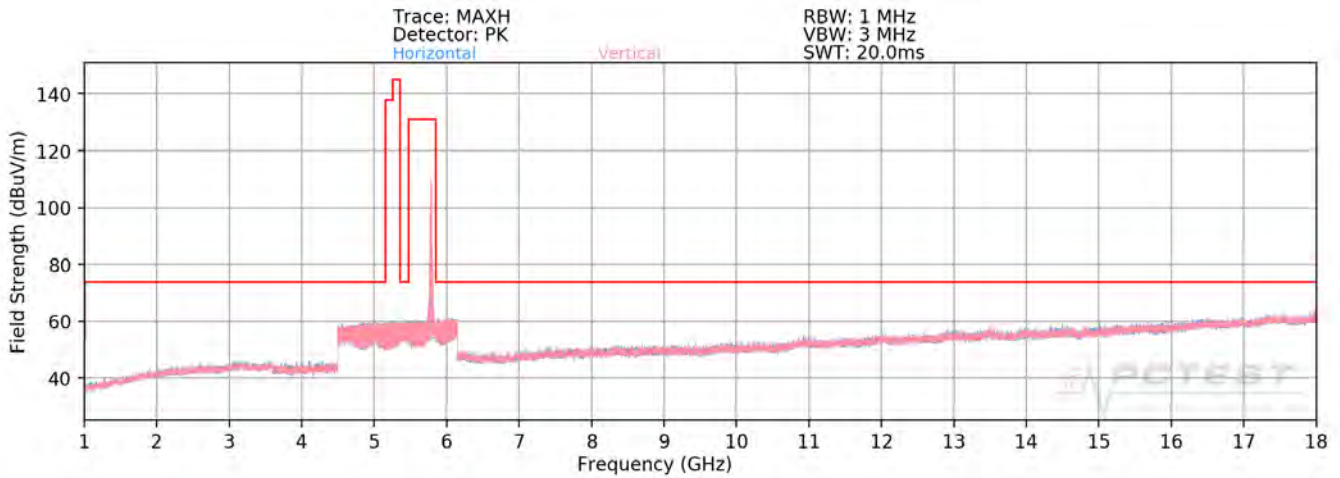


Plot 7-276. Radiated Spurious Plot above 1GHz SISO ANT2 (802.11a – U2A Ch. 56 - CLOSED)

FCC ID: A3LSMF907B		MEASUREMENT REPORT (CERTIFICATION)		Approved by: Quality Manager
Test Report S/N: 1M1904220064-07.A3L	Test Dates: 01/22-03/18/2019	EUT Type: Portable Handset		Page 182 of 244



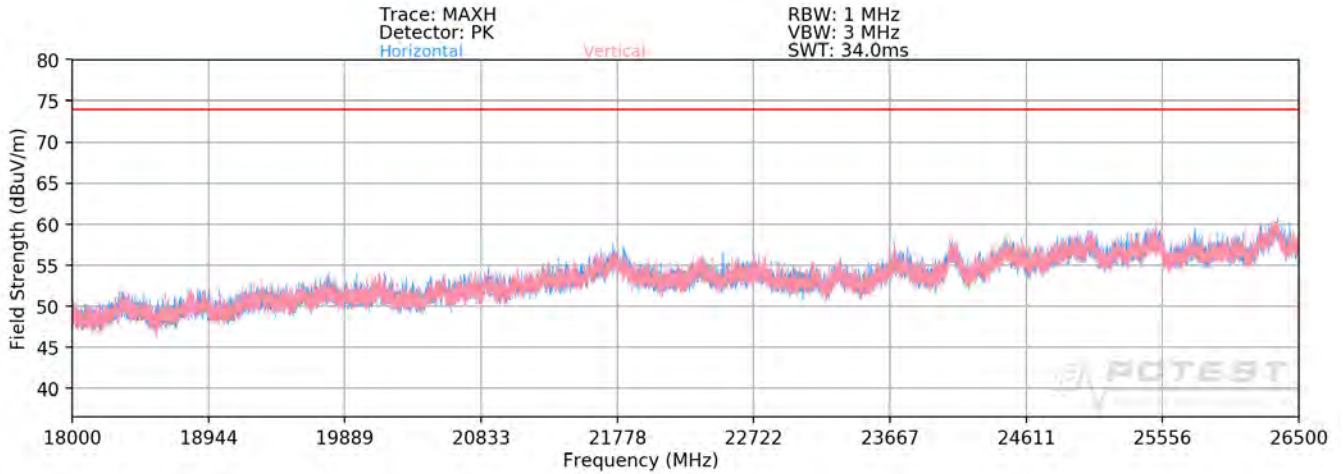
Plot 7-277. Radiated Spurious Plot above 1GHz SISO ANT2 (802.11a – U2C Ch. 120 - CLOSED)



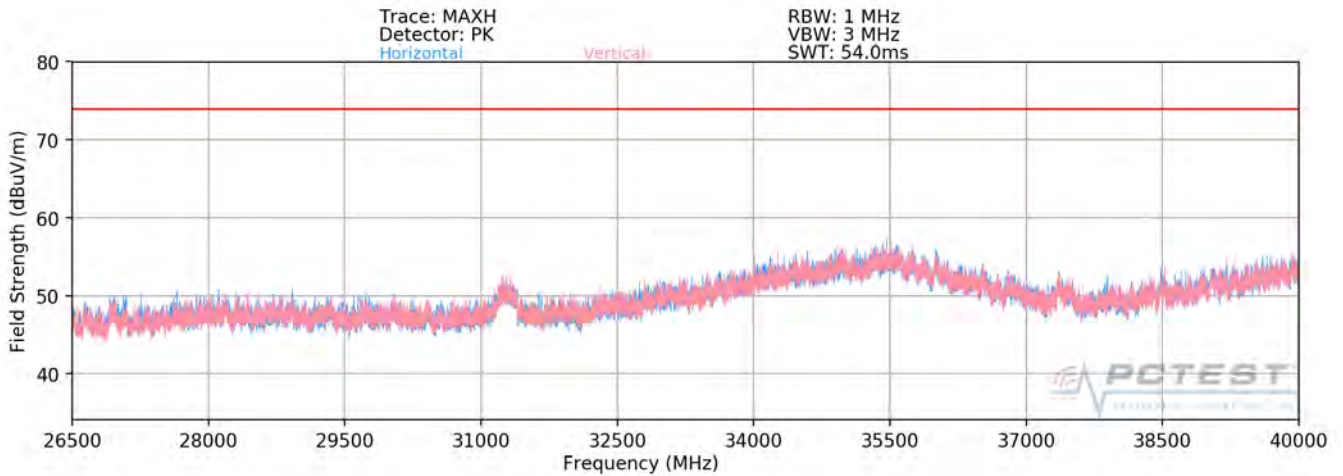
Plot 7-278. Radiated Spurious Plot above 1GHz SISO ANT2 (802.11a – U3 Ch. 157 - CLOSED)

FCC ID: A3LSMF907B		MEASUREMENT REPORT (CERTIFICATION)		Approved by: Quality Manager
Test Report S/N: 1M1904220064-07.A3L	Test Dates: 01/22-03/18/2019	EUT Type: Portable Handset		Page 183 of 244

SISO Antenna-2 Radiated Spurious Emissions Measurements (Above 18GHz)



Plot 7-279. Radiated Spurious Plot above 18GHz - 26.5GHz SISO ANT2 (802.11a - CLOSED)



Plot 7-280. Radiated Spurious Plot 26.5GHz - 40GHz SISO ANT2 (802.11a - CLOSED)

FCC ID: A3LSMF907B		MEASUREMENT REPORT (CERTIFICATION)		Approved by: Quality Manager
Test Report S/N: 1M1904220064-07.A3L	Test Dates: 01/22-03/18/2019	EUT Type: Portable Handset		Page 184 of 244

SISO Antenna-2 Radiated Spurious Emission Measurements

§15.407(b) §15.205 & §15.209; RSS-Gen [8.9]

Worst Case Mode: 802.11a
 Worst Case Transfer Rate: 6Mbps
 Distance of Measurements: 1 & 3 Meters
 Operating Frequency: 5180MHz
 Channel: 36

Frequency [MHz]	Detector	Ant. Pol. [H/V]	Antenna Height [cm]	Turntable Azimuth [degree]	Analyzer Level [dBm]	AFCL [dB/m]	Distance Correction Factor [dB]	Field Strength [dBµV/m]	Limit [dBµV/m]	Margin [dB]
10360.00	Peak	V	-	-	-71.62	18.99	0.00	54.37	68.20	-13.83
* 15540.00	Average	V	-	-	-85.29	27.73	0.00	49.44	53.98	-4.54
* 15540.00	Peak	V	-	-	-74.30	27.73	0.00	60.43	73.98	-13.55
* 20720.00	Average	V	-	-	-76.66	17.17	-9.54	37.97	53.98	-16.01
* 20720.00	Peak	V	-	-	-69.25	17.17	-9.54	45.38	73.98	-28.60
25900.00	Peak	V	-	-	-68.87	19.34	-9.54	47.93	68.20	-20.27

Table 7-43. Radiated Measurements SISO ANT2 - CLOSED

Worst Case Mode: 802.11a
 Worst Case Transfer Rate: 6Mbps
 Distance of Measurements: 1 & 3 Meters
 Operating Frequency: 5200MHz
 Channel: 40

Frequency [MHz]	Detector	Ant. Pol. [H/V]	Antenna Height [cm]	Turntable Azimuth [degree]	Analyzer Level [dBm]	AFCL [dB/m]	Distance Correction Factor [dB]	Field Strength [dBµV/m]	Limit [dBµV/m]	Margin [dB]
10400.00	Peak	V	-	-	-72.38	19.36	0.00	53.98	68.20	-14.22
* 15600.00	Average	V	-	-	-85.11	27.61	0.00	49.50	53.98	-4.48
* 15600.00	Peak	V	-	-	-73.84	27.61	0.00	60.77	73.98	-13.21
* 20800.00	Average	V	-	-	-76.22	17.31	-9.54	38.55	53.98	-15.43
* 20800.00	Peak	V	-	-	-69.61	17.31	-9.54	45.16	73.98	-28.82
26000.00	Peak	V	-	-	-68.48	19.60	-9.54	48.58	68.20	-19.62

Table 7-44. Radiated Measurements SISO ANT2 - CLOSED

FCC ID: A3LSMF907B		MEASUREMENT REPORT (CERTIFICATION)		Approved by: Quality Manager
Test Report S/N: 1M1904220064-07.A3L	Test Dates: 01/22-03/18/2019	EUT Type: Portable Handset		Page 185 of 244

Worst Case Mode: 802.11a
 Worst Case Transfer Rate: 6Mbps
 Distance of Measurements: 1 & 3 Meters
 Operating Frequency: 5240MHz
 Channel: 48

Frequency [MHz]	Detector	Ant. Pol. [H/V]	Antenna Height [cm]	Turntable Azimuth [degree]	Analyzer Level [dBm]	AFCL [dB/m]	Distance Correction Factor [dB]	Field Strength [dBμV/m]	Limit [dBμV/m]	Margin [dB]
10480.00	Peak	V	-	-	-72.77	19.72	0.00	53.95	68.20	-14.25
* 15720.00	Average	V	-	-	-84.77	27.41	0.00	49.64	53.98	-4.34
* 15720.00	Peak	V	-	-	-74.53	27.41	0.00	59.88	73.98	-14.10
* 20960.00	Average	V	-	-	-76.74	17.60	-9.54	38.31	53.98	-15.67
* 20960.00	Peak	V	-	-	-69.11	17.60	-9.54	45.94	73.98	-28.04
26200.00	Peak	V	-	-	-68.42	19.73	-9.54	48.76	68.20	-19.44

Table 7-45. Radiated Measurements SISO ANT2 - CLOSED

FCC ID: A3LSMF907B		MEASUREMENT REPORT (CERTIFICATION)		Approved by: Quality Manager
Test Report S/N: 1M1904220064-07.A3L	Test Dates: 01/22-03/18/2019	EUT Type: Portable Handset		Page 186 of 244

Worst Case Mode: 802.11a
 Worst Case Transfer Rate: 6Mbps
 Distance of Measurements: 1 & 3 Meters
 Operating Frequency: 5260MHz
 Channel: 52

Frequency [MHz]	Detector	Ant. Pol. [H/V]	Antenna Height [cm]	Turntable Azimuth [degree]	Analyzer Level [dBm]	AFCL [dB/m]	Distance Correction Factor [dB]	Field Strength [dBμV/m]	Limit [dBμV/m]	Margin [dB]
10520.00	Peak	V	-	-	-72.11	19.44	0.00	54.33	68.20	-13.87
* 15780.00	Average	V	-	-	-84.87	27.10	0.00	49.23	53.98	-4.75
* 15780.00	Peak	V	-	-	-74.41	27.10	0.00	59.69	73.98	-14.29
* 21040.00	Average	V	-	-	-75.28	17.67	-9.54	39.85	53.98	-14.13
* 21040.00	Peak	V	-	-	-68.05	17.67	-9.54	47.08	73.98	-26.90
26300.00	Peak	V	-	-	-68.35	20.29	-9.54	49.40	68.20	-18.80

Table 7-46. Radiated Measurements SISO ANT2 - CLOSED

Worst Case Mode: 802.11a
 Worst Case Transfer Rate: 6Mbps
 Distance of Measurements: 1 & 3 Meters
 Operating Frequency: 5280MHz
 Channel: 56

Frequency [MHz]	Detector	Ant. Pol. [H/V]	Antenna Height [cm]	Turntable Azimuth [degree]	Analyzer Level [dBm]	AFCL [dB/m]	Distance Correction Factor [dB]	Field Strength [dBμV/m]	Limit [dBμV/m]	Margin [dB]
10560.00	Peak	V	-	-	-71.85	19.62	0.00	54.77	68.20	-13.43
* 15840.00	Average	V	-	-	-84.75	27.05	0.00	49.30	53.98	-4.68
* 15840.00	Peak	V	-	-	-73.71	27.05	0.00	60.34	73.98	-13.64
* 21120.00	Average	V	-	-	-76.39	17.83	-9.54	38.90	53.98	-15.08
* 21120.00	Peak	V	-	-	-69.53	17.83	-9.54	45.76	73.98	-28.22
26400.00	Peak	V	-	-	-67.41	20.07	-9.54	50.12	68.20	-18.08

Table 7-47. Radiated Measurements SISO ANT2 - CLOSED

FCC ID: A3LSMF907B		MEASUREMENT REPORT (CERTIFICATION)		Approved by: Quality Manager
Test Report S/N: 1M1904220064-07.A3L	Test Dates: 01/22-03/18/2019	EUT Type: Portable Handset	Page 187 of 244	

Worst Case Mode: 802.11a
 Worst Case Transfer Rate: 6Mbps
 Distance of Measurements: 1 & 3 Meters
 Operating Frequency: 5320MHz
 Channel: 64

Frequency [MHz]	Detector	Ant. Pol. [H/V]	Antenna Height [cm]	Turntable Azimuth [degree]	Analyzer Level [dBm]	AFCL [dB/m]	Distance Correction Factor [dB]	Field Strength [dBμV/m]	Limit [dBμV/m]	Margin [dB]
* 10640.00	Average	V	-	-	-83.09	19.97	0.00	43.88	53.98	-10.10
* 10640.00	Peak	V	-	-	-72.17	19.97	0.00	54.80	73.98	-19.18
* 15960.00	Average	V	-	-	-85.22	27.35	0.00	49.13	53.98	-4.85
* 15960.00	Peak	V	-	-	-74.22	27.35	0.00	60.13	73.98	-13.85
* 21280.00	Average	V	-	-	-76.21	17.98	-9.54	39.22	53.98	-14.75
* 21280.00	Peak	V	-	-	-68.75	17.98	-9.54	46.69	73.98	-27.29
26600.00	Peak	V	-	-	-53.99	4.42	-9.54	47.88	68.20	-20.32

Table 7-48. Radiated Measurements SISO ANT2 - CLOSED

Worst Case Mode: 802.11a
 Worst Case Transfer Rate: 6Mbps
 Distance of Measurements: 1 & 3 Meters
 Operating Frequency: 5500MHz
 Channel: 100

Frequency [MHz]	Detector	Ant. Pol. [H/V]	Antenna Height [cm]	Turntable Azimuth [degree]	Analyzer Level [dBm]	AFCL [dB/m]	Distance Correction Factor [dB]	Field Strength [dBμV/m]	Limit [dBμV/m]	Margin [dB]
* 11000.00	Average	V	-	-	-83.98	20.31	0.00	43.33	53.98	-10.65
* 11000.00	Peak	V	-	-	-72.73	20.31	0.00	54.58	73.98	-19.40
16500.00	Peak	V	-	-	-73.72	28.49	0.00	61.77	68.20	-6.43
22000.00	Peak	V	-	-	-67.75	18.43	-9.54	48.14	68.20	-20.06
27500.00	Peak	V	-	-	-52.75	3.16	-9.54	47.86	68.20	-20.34

Table 7-49. Radiated Measurements SISO ANT2 - CLOSED

FCC ID: A3LSMF907B		MEASUREMENT REPORT (CERTIFICATION)		Approved by: Quality Manager
Test Report S/N: 1M1904220064-07.A3L	Test Dates: 01/22-03/18/2019	EUT Type: Portable Handset	Page 188 of 244	

Worst Case Mode: 802.11a
 Worst Case Transfer Rate: 6Mbps
 Distance of Measurements: 1 & 3 Meters
 Operating Frequency: 5600MHz
 Channel: 120

Frequency [MHz]	Detector	Ant. Pol. [H/V]	Antenna Height [cm]	Turntable Azimuth [degree]	Analyzer Level [dBm]	AFCL [dB/m]	Distance Correction Factor [dB]	Field Strength [dBμV/m]	Limit [dBμV/m]	Margin [dB]
* 11200.00	Average	V	-	-	-83.86	19.78	0.00	42.92	53.98	-11.06
* 11200.00	Peak	V	-	-	-72.63	19.78	0.00	54.15	73.98	-19.83
16800.00	Peak	V	-	-	-73.68	28.94	0.00	62.26	68.20	-5.94
* 22400.00	Average	V	-	-	-76.25	19.18	-9.54	40.39	53.98	-13.59
* 22400.00	Peak	V	-	-	-69.07	19.18	-9.54	47.57	73.98	-26.41
28000.00	Peak	V	-	-	-52.56	4.80	-9.54	49.69	68.20	-18.51

Table 7-50. Radiated Measurements SISO ANT2 - CLOSED

Worst Case Mode: 802.11a
 Worst Case Transfer Rate: 6Mbps
 Distance of Measurements: 1 & 3 Meters
 Operating Frequency: 5720MHz
 Channel: 144

Frequency [MHz]	Detector	Ant. Pol. [H/V]	Antenna Height [cm]	Turntable Azimuth [degree]	Analyzer Level [dBm]	AFCL [dB/m]	Distance Correction Factor [dB]	Field Strength [dBμV/m]	Limit [dBμV/m]	Margin [dB]
* 11440.00	Average	V	-	-	-83.81	20.26	0.00	43.45	53.98	-10.53
* 11440.00	Peak	V	-	-	-73.21	20.26	0.00	54.05	73.98	-19.93
17160.00	Peak	V	-	-	-74.24	29.62	0.00	62.38	68.20	-5.82
* 22880.00	Average	V	-	-	-76.54	18.88	-9.54	39.80	53.98	-14.18
* 22880.00	Peak	V	-	-	-68.93	18.88	-9.54	47.40	73.98	-26.58
28600.00	Peak	V	-	-	-53.67	3.32	-9.54	47.10	68.20	-21.10

Table 7-51. Radiated Measurements SISO ANT2 - CLOSED

FCC ID: A3LSMF907B		MEASUREMENT REPORT (CERTIFICATION)		Approved by: Quality Manager
Test Report S/N: 1M1904220064-07.A3L	Test Dates: 01/22-03/18/2019	EUT Type: Portable Handset	Page 189 of 244	

Worst Case Mode: 802.11a
 Worst Case Transfer Rate: 6Mbps
 Distance of Measurements: 1 & 3 Meters
 Operating Frequency: 5745MHz
 Channel: 149

Frequency [MHz]	Detector	Ant. Pol. [H/V]	Antenna Height [cm]	Turntable Azimuth [degree]	Analyzer Level [dBm]	AFCL [dB/m]	Distance Correction Factor [dB]	Field Strength [dBµV/m]	Limit [dBµV/m]	Margin [dB]
* 11490.00	Average	V	-	-	-83.81	20.36	0.00	43.55	53.98	-10.43
* 11490.00	Peak	V	-	-	-72.87	20.36	0.00	54.49	73.98	-19.49
17235.00	Peak	V	-	-	-74.02	29.51	0.00	62.49	68.20	-5.71
* 22980.00	Average	V	-	-	-76.10	19.03	-9.54	40.39	53.98	-13.59
* 22980.00	Peak	V	-	-	-68.43	19.03	-9.54	48.06	73.98	-25.92
28725.00	Peak	V	-	-	-52.73	3.65	-9.54	48.38	68.20	-19.82

Table 7-52. Radiated Measurements SISO ANT2 - CLOSED

Worst Case Mode: 802.11a
 Worst Case Transfer Rate: 6Mbps
 Distance of Measurements: 1 & 3 Meters
 Operating Frequency: 5785MHz
 Channel: 157

Frequency [MHz]	Detector	Ant. Pol. [H/V]	Antenna Height [cm]	Turntable Azimuth [degree]	Analyzer Level [dBm]	AFCL [dB/m]	Distance Correction Factor [dB]	Field Strength [dBµV/m]	Limit [dBµV/m]	Margin [dB]
* 11570.00	Average	V	-	-	-83.74	21.02	0.00	44.28	53.98	-9.70
* 11570.00	Peak	V	-	-	-73.48	21.02	0.00	54.54	73.98	-19.44
17355.00	Peak	V	-	-	-73.74	29.63	0.00	62.89	68.20	-5.31
23140.00	Peak	V	-	-	-69.15	18.82	-9.54	47.12	68.20	-21.08
28925.00	Peak	V	-	-	-52.77	4.50	-9.54	49.19	68.20	-19.01

Table 7-53. Radiated Measurements SISO ANT2 - CLOSED

FCC ID: A3LSMF907B		MEASUREMENT REPORT (CERTIFICATION)		Approved by: Quality Manager
Test Report S/N: 1M1904220064-07.A3L	Test Dates: 01/22-03/18/2019	EUT Type: Portable Handset		Page 190 of 244

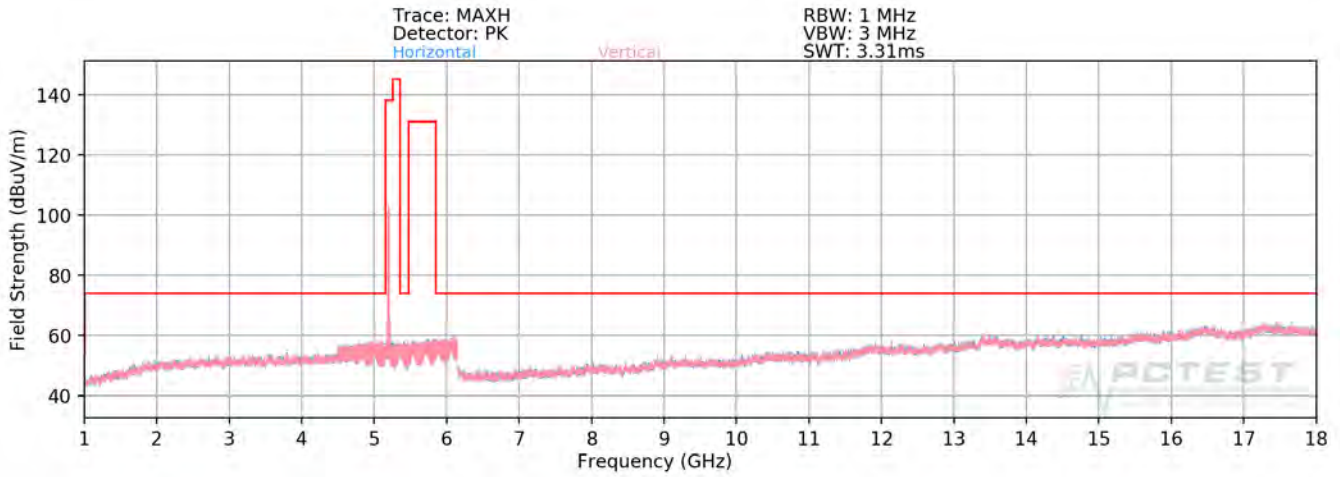
Worst Case Mode: 802.11a
 Worst Case Transfer Rate: 6Mbps
 Distance of Measurements: 1 & 3 Meters
 Operating Frequency: 5825MHz
 Channel: 165

Frequency [MHz]	Detector	Ant. Pol. [H/V]	Antenna Height [cm]	Turntable Azimuth [degree]	Analyzer Level [dBm]	AFCL [dB/m]	Distance Correction Factor [dB]	Field Strength [dBμV/m]	Limit [dBμV/m]	Margin [dB]
* 11650.00	Average	V	-	-	-83.61	21.21	0.00	44.60	53.98	-9.38
* 11650.00	Peak	V	-	-	-72.19	21.21	0.00	56.02	73.98	-17.96
17475.00	Peak	V	-	-	-74.39	29.76	0.00	62.37	68.20	-5.83
23300.00	Peak	V	-	-	-68.32	18.40	-9.54	47.54	68.20	-20.66
29125.00	Peak	V	-	-	-55.64	2.23	-9.54	44.05	68.20	-24.15

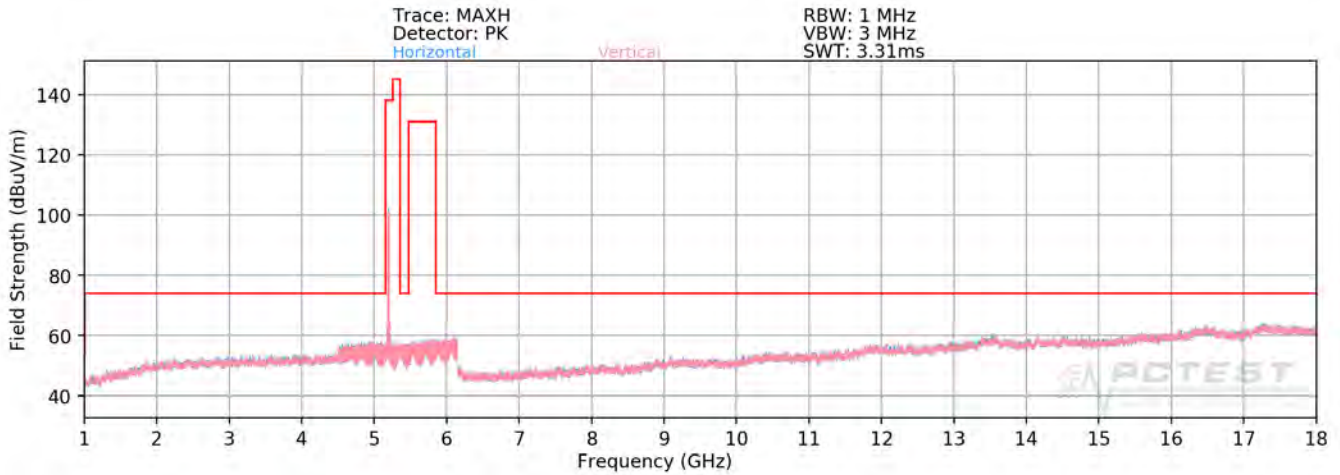
Table 7-54. Radiated Measurements SISO ANT2 - CLOSED

FCC ID: A3LSMF907B		MEASUREMENT REPORT (CERTIFICATION)		Approved by: Quality Manager
Test Report S/N: 1M1904220064-07.A3L	Test Dates: 01/22-03/18/2019	EUT Type: Portable Handset	Page 191 of 244	

6.6.3 MIMO/CDD Radiated Spurious Emission Measurements

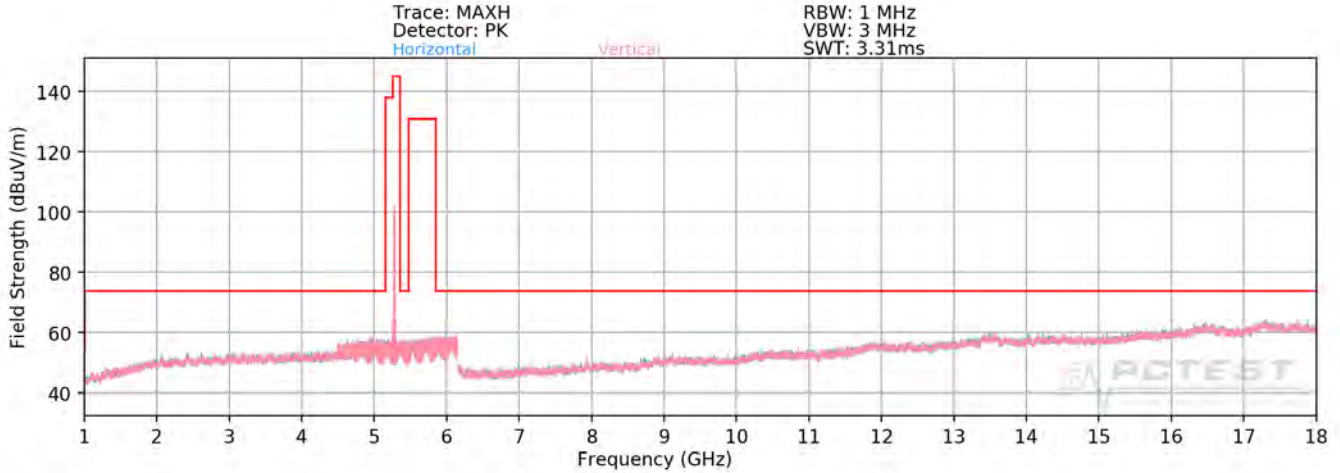


Plot 7-281. Radiated Spurious Plot above 1GHz MIMO/CDD (802.11a – U1 Ch. 40 - CLOSED)

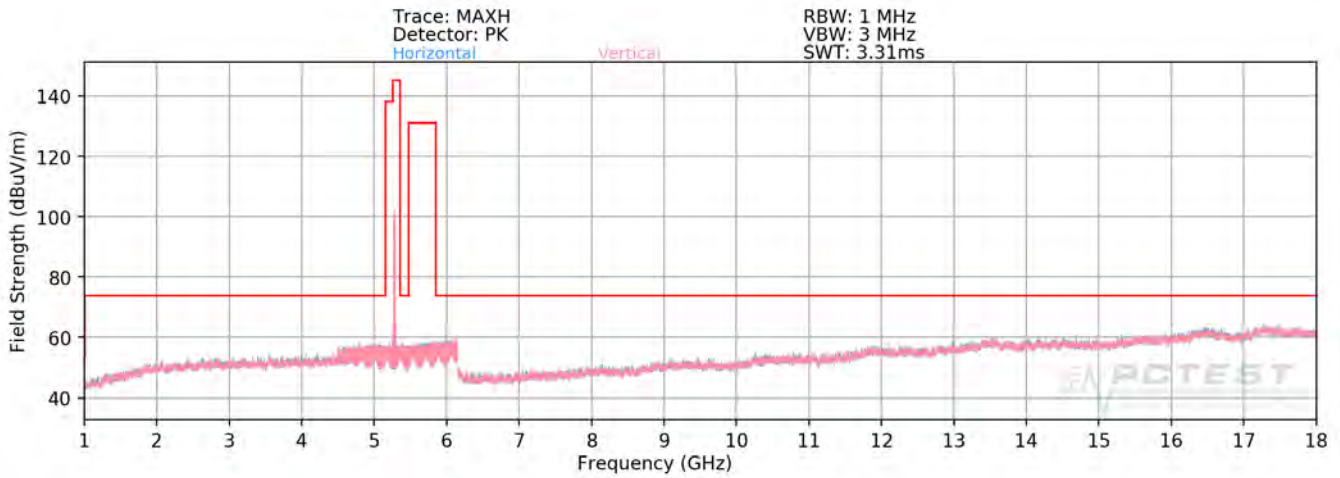


Plot 7-282. Radiated Spurious Plot above 1GHz MIMO/CDD (802.11a – U1 Ch. 40 - OPEN)

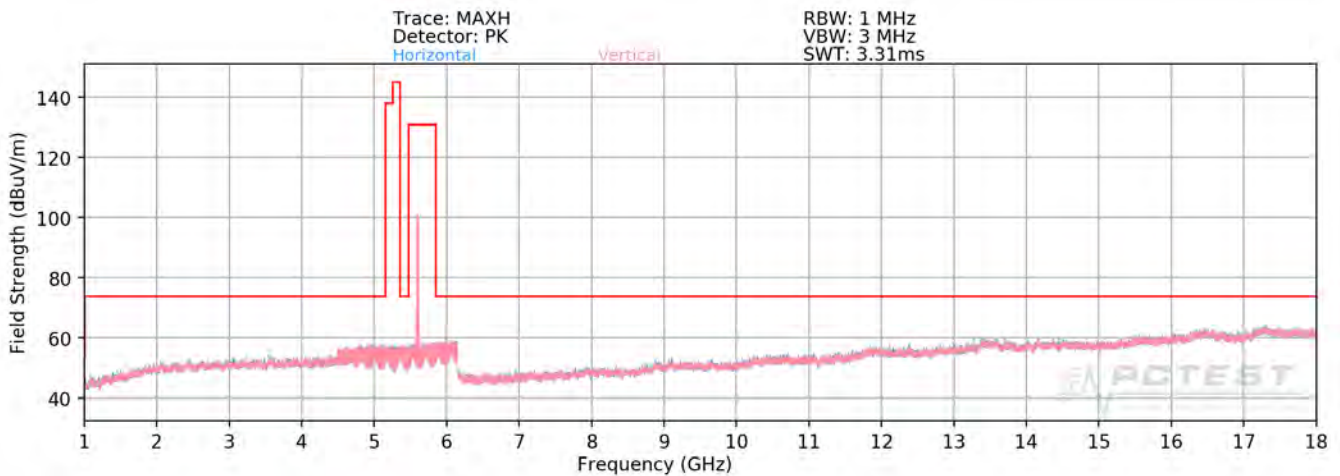
FCC ID: A3LSMF907B	 MEASUREMENT REPORT (CERTIFICATION)			Approved by: Quality Manager
Test Report S/N: 1M1904220064-07.A3L	Test Dates: 01/22-03/18/2019	EUT Type: Portable Handset	Page 192 of 244	



Plot 7-283. Radiated Spurious Plot above 1GHz MIMO/CDD (802.11a – U2A Ch. 56 - CLOSED)

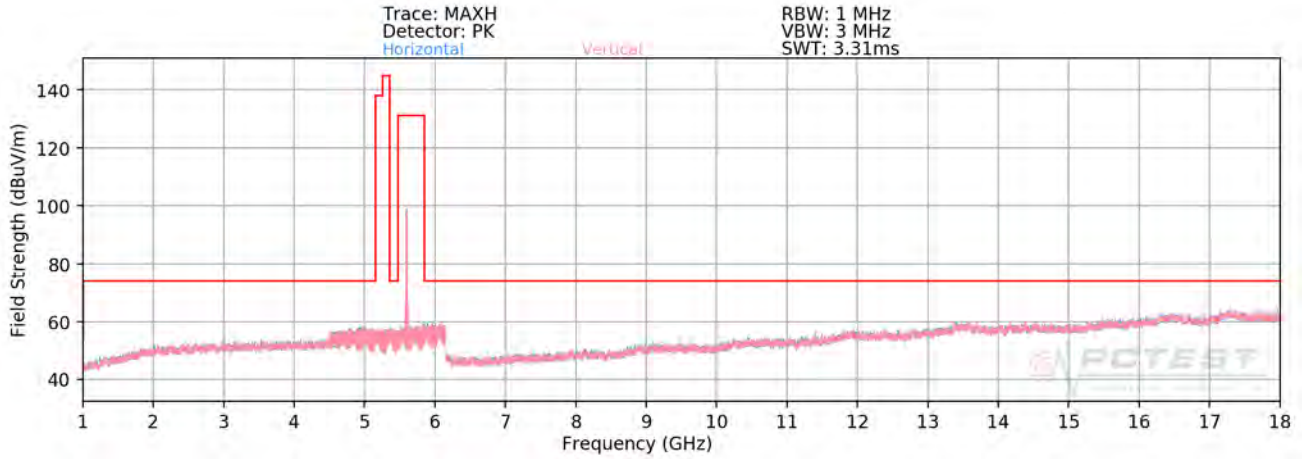


Plot 7-284. Radiated Spurious Plot above 1GHz MIMO/CDD (802.11a – U2A Ch. 56 - OPEN)

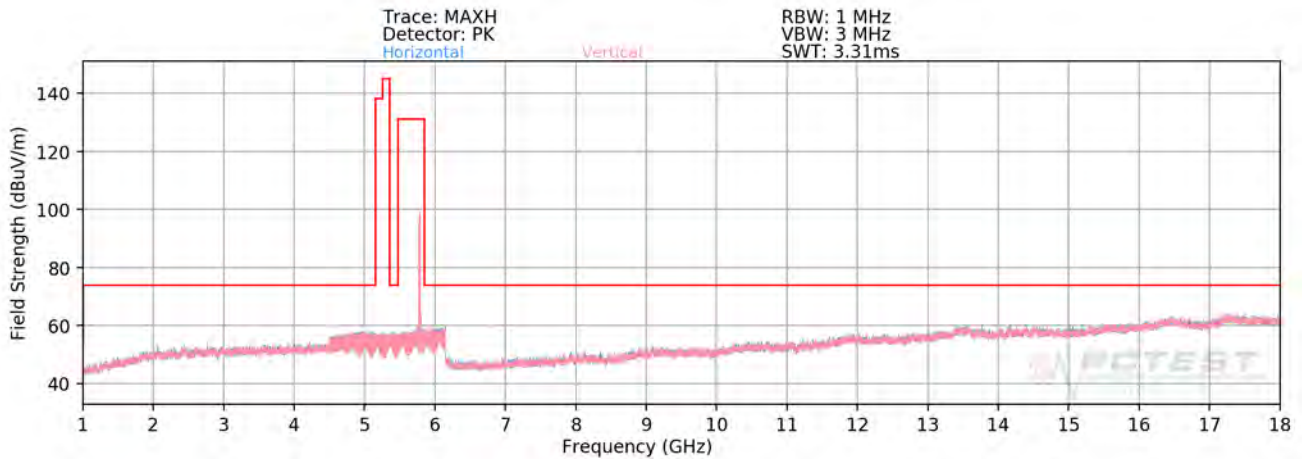


Plot 7-285. Radiated Spurious Plot above 1GHz MIMO/CDD (802.11a – U2C Ch. 120 - CLOSED)

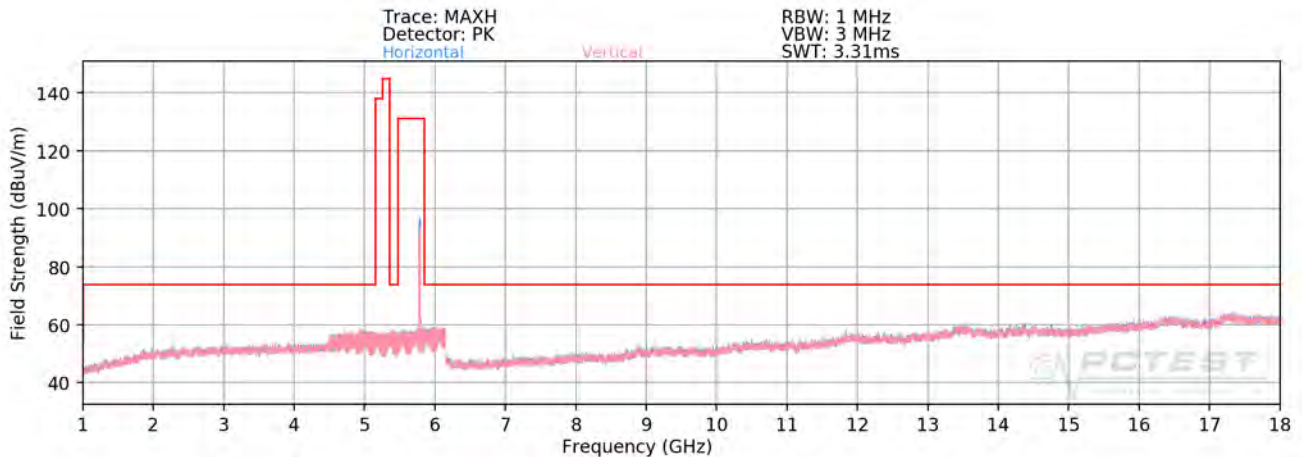
FCC ID: A3LSMF907B		MEASUREMENT REPORT (CERTIFICATION)		Approved by: Quality Manager
Test Report S/N: 1M1904220064-07.A3L	Test Dates: 01/22-03/18/2019	EUT Type: Portable Handset		Page 193 of 244



Plot 7-286. Radiated Spurious Plot above 1GHz MIMO/CDD (802.11a – U2C Ch. 120 - OPEN)



Plot 7-287. Radiated Spurious Plot above 1GHz MIMO/CDD (802.11a – U3 Ch. 157 - CLOSED)



Plot 7-288. Radiated Spurious Plot above 1GHz MIMO/CDD (802.11a – U3 Ch. 157 - OPEN)

FCC ID: A3LSMF907B		MEASUREMENT REPORT (CERTIFICATION)		Approved by: Quality Manager
Test Report S/N: 1M1904220064-07.A3L	Test Dates: 01/22-03/18/2019	EUT Type: Portable Handset		Page 194 of 244

MIMO/CDD Radiated Spurious Emission Measurements

§15.407(b) §15.205 & §15.209; RSS-Gen [8.9]

Worst Case Mode: 802.11a
 Worst Case Transfer Rate: 6Mbps
 Distance of Measurements: 1 & 3 Meters
 Operating Frequency: 5180MHz
 Channel: 36

Frequency [MHz]	Detector	Ant. Pol. [H/V]	Antenna Height [cm]	Turntable Azimuth [degree]	Analyzer Level [dBm]	AFCL [dB/m]	Distance Correction Factor [dB]	Field Strength [dBµV/m]	Limit [dBµV/m]	Margin [dB]
10360.00	Peak	V	302	226	-64.66	12.12	0.00	54.46	68.20	-13.74
* 15540.00	Average	V	115	18	-77.16	14.49	0.00	44.33	53.98	-9.65
* 15540.00	Peak	V	115	18	-64.35	14.49	0.00	57.14	73.98	-16.84
* 20720.00	Average	V	-	-	-79.04	17.17	-9.54	35.59	53.98	-18.39
* 20720.00	Peak	V	-	-	-68.93	17.17	-9.54	45.70	73.98	-28.28
25900.00	Peak	V	-	-	-67.87	19.34	-9.54	48.92	68.20	-19.28

Table 7-55. Radiated Measurements MIMO/CDD - CLOSED

Worst Case Mode: 802.11a
 Worst Case Transfer Rate: 6Mbps
 Distance of Measurements: 1 & 3 Meters
 Operating Frequency: 5200MHz
 Channel: 40

Frequency [MHz]	Detector	Ant. Pol. [H/V]	Antenna Height [cm]	Turntable Azimuth [degree]	Analyzer Level [dBm]	AFCL [dB/m]	Distance Correction Factor [dB]	Field Strength [dBµV/m]	Limit [dBµV/m]	Margin [dB]
10400.00	Peak	V	121	223	-65.41	11.93	0.00	53.52	68.20	-14.68
* 15600.00	Average	V	156	16	-77.77	14.48	0.00	43.71	53.98	-10.27
* 15600.00	Peak	V	156	16	-65.28	14.48	0.00	56.20	73.98	-17.78
* 20800.00	Average	V	-	-	-78.51	17.31	-9.54	36.26	53.98	-17.72
* 20800.00	Peak	V	-	-	-68.35	17.31	-9.54	46.41	73.98	-27.56
26000.00	Peak	V	-	-	-68.07	19.60	-9.54	48.99	68.20	-19.21

Table 7-56. Radiated Measurements MIMO/CDD - CLOSED

FCC ID: A3LSMF907B		MEASUREMENT REPORT (CERTIFICATION)		Approved by: Quality Manager
Test Report S/N: 1M1904220064-07-A3L	Test Dates: 01/22-03/18/2019	EUT Type: Portable Handset	Page 195 of 244	

Worst Case Mode: 802.11a
 Worst Case Transfer Rate: 6Mbps
 Distance of Measurements: 1 & 3 Meters
 Operating Frequency: 5240MHz
 Channel: 48

Frequency [MHz]	Detector	Ant. Pol. [H/V]	Antenna Height [cm]	Turntable Azimuth [degree]	Analyzer Level [dBm]	AFCL [dB/m]	Distance Correction Factor [dB]	Field Strength [dBμV/m]	Limit [dBμV/m]	Margin [dB]
10480.00	Peak	V	347	223	-65.71	12.15	0.00	53.44	68.20	-14.76
* 15720.00	Average	V	152	16	-77.85	15.97	0.00	45.12	53.98	-8.86
* 15720.00	Peak	V	152	16	-64.75	15.97	0.00	58.22	73.98	-15.76
* 20960.00	Average	V	-	-	-78.61	17.60	-9.54	36.44	53.98	-17.54
* 20960.00	Peak	V	-	-	-68.61	17.60	-9.54	46.44	73.98	-27.54
26200.00	Peak	V	-	-	-66.87	19.73	-9.54	50.31	68.20	-17.89

Table 7-57. Radiated Measurements MIMO/CDD - CLOSED

Worst Case Mode: 802.11a
 Worst Case Transfer Rate: 6Mbps
 Distance of Measurements: 1 & 3 Meters
 Operating Frequency: 5240MHz
 Channel: 48

Frequency [MHz]	Detector	Ant. Pol. [H/V]	Antenna Height [cm]	Turntable Azimuth [degree]	Analyzer Level [dBm]	AFCL [dB/m]	Distance Correction Factor [dB]	Field Strength [dBμV/m]	Limit [dBμV/m]	Margin [dB]
10480.00	Peak	V	220	187	-69.02	12.15	0.00	50.13	68.20	-18.07
15720.00	Average	V	-	-	-84.09	15.97	0.00	38.88	53.98	-15.10
15720.00	Peak	V	-	-	-74.04	15.97	0.00	48.93	73.98	-25.05
20960.00	Average	V	-	-	-73.13	17.60	-9.54	41.92	53.98	-12.06
20960.00	Peak	V	-	-	-62.38	17.60	-9.54	52.67	73.98	-21.31
26200.00	Peak	V	-	-	-60.55	19.73	-9.54	56.63	68.20	-11.57

Table 7-58. Radiated Measurements MIMO/CDD with WCP - CLOSED

FCC ID: A3LSMF907B		MEASUREMENT REPORT (CERTIFICATION)		Approved by: Quality Manager
Test Report S/N: 1M1904220064-07.A3L	Test Dates: 01/22-03/18/2019	EUT Type: Portable Handset	Page 196 of 244	

Worst Case Mode: 802.11a
 Worst Case Transfer Rate: 6Mbps
 Distance of Measurements: 1 & 3 Meters
 Operating Frequency: 5260MHz
 Channel: 52

Frequency [MHz]	Detector	Ant. Pol. [H/V]	Antenna Height [cm]	Turntable Azimuth [degree]	Analyzer Level [dBm]	AFCL [dB/m]	Distance Correction Factor [dB]	Field Strength [dBμV/m]	Limit [dBμV/m]	Margin [dB]
10520.00	Peak	V	354	231	-67.40	12.84	0.00	52.44	68.20	-15.76
* 15780.00	Average	V	135	9	-79.10	15.71	0.00	43.61	53.98	-10.37
* 15780.00	Peak	V	135	9	-67.33	15.71	0.00	55.38	73.98	-18.60
* 21040.00	Average	V	-	-	-78.55	17.67	-9.54	36.58	53.98	-17.40
* 21040.00	Peak	V	-	-	-69.08	17.67	-9.54	46.05	73.98	-27.93
26300.00	Peak	V	-	-	-68.53	20.29	-9.54	49.21	68.20	-18.99

Table 7-59. Radiated Measurements MIMO/CDD - CLOSED

FCC ID: A3LSMF907B		MEASUREMENT REPORT (CERTIFICATION)		Approved by: Quality Manager
Test Report S/N: 1M1904220064-07.A3L	Test Dates: 01/22-03/18/2019	EUT Type: Portable Handset	Page 197 of 244	