

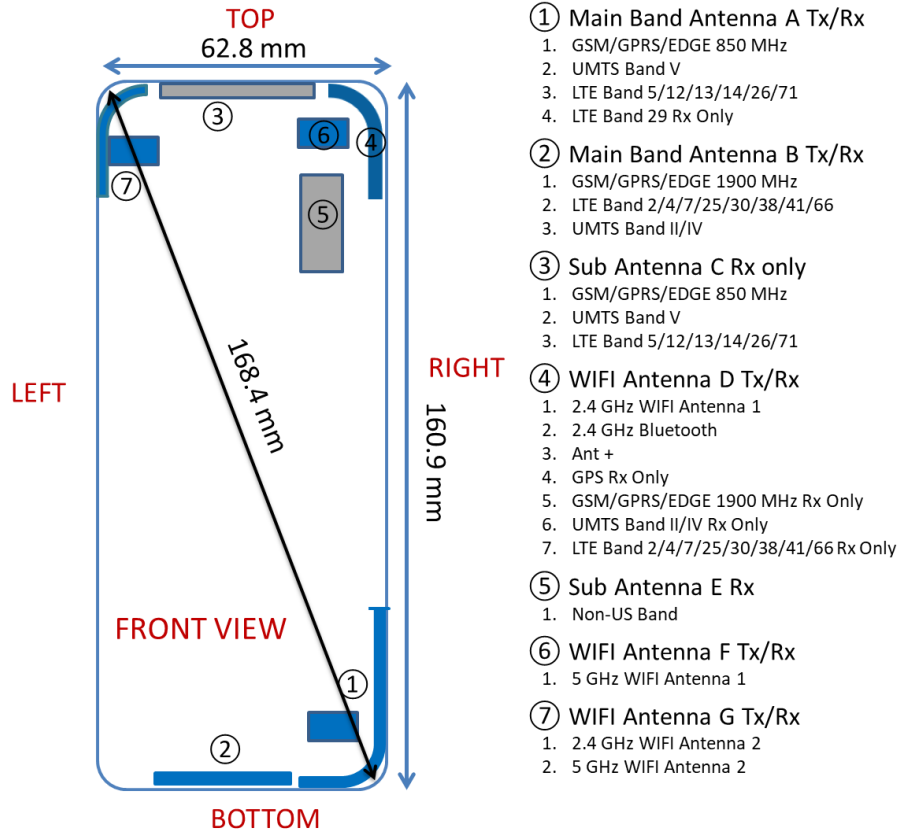




APPENDIX F: DUT ANTENNA DIAGRAM & SAR TEST SETUP PHOTOGRAPHS

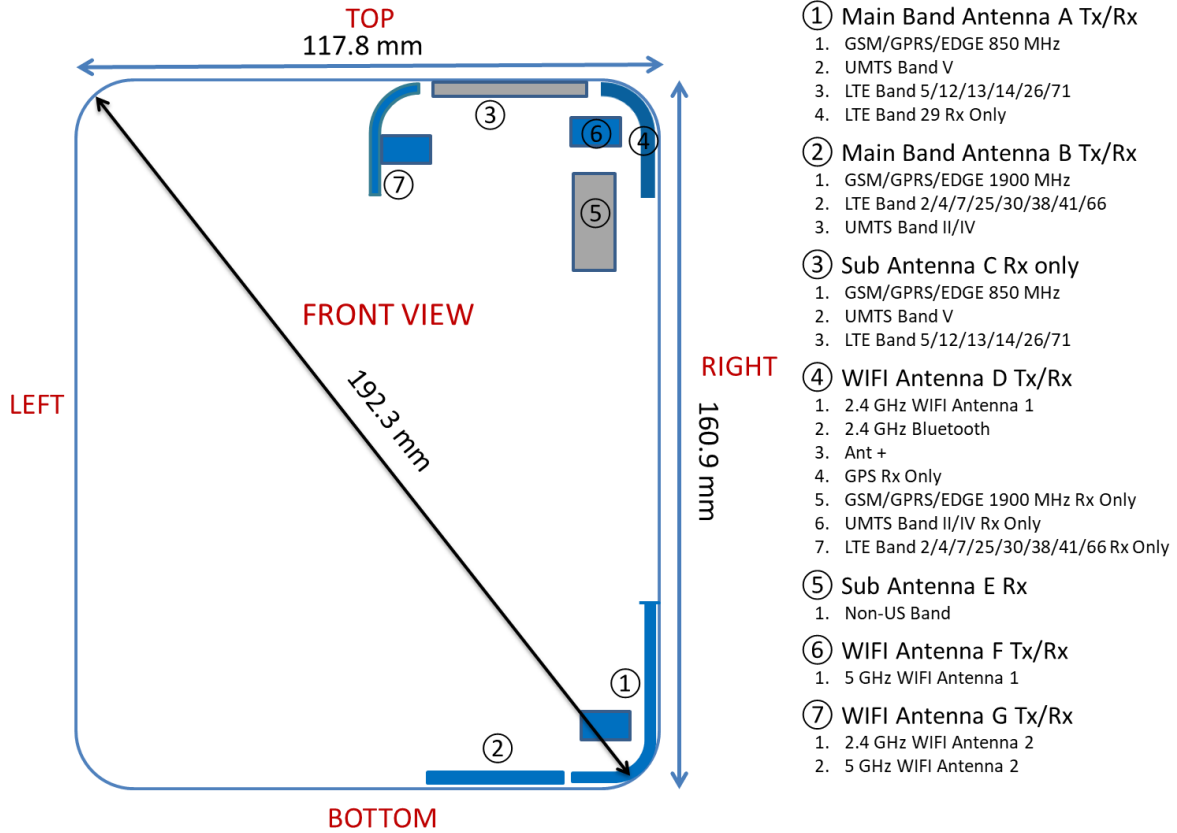
| | | | | |
|---|---|------------------------------|---|--|
| FCC ID A3LSMF900F |  | SAR EVALUATION REPORT |  | Approved by: Quality Manager |
| Test Dates: 6/17/19 - 7/24/19 | DUT Type: Portable Handset | | | APPENDIX F: Page 1 of 22 |



Note: Exact antenna dimensions and separation distances are shown in the Technical Descriptions in the FCC Filing.



Figure F-1
DUT Antenna Locations Closed Configuration (Handset)

| | | | | |
|---|---|------------------------------|---|--|
| FCC ID A3LSMF900F |  | SAR EVALUATION REPORT |  | Approved by: Quality Manager |
| Test Dates: 6/17/19 - 7/24/19 | DUT Type: Portable Handset | | | APPENDIX F: Page 2 of 22 |



Note: Exact antenna dimensions and separation distances are shown in the Technical Descriptions in the FCC Filing.

Figure F-2
DUT Antenna Locations Open Configuration (UMPC)

| | | | | |
|---|---|------------------------------|---|--|
| FCC ID A3LSMF900F |  | SAR EVALUATION REPORT |  | Approved by: Quality Manager |
| Test Dates: 6/17/19 - 7/24/19 | DUT Type: Portable Handset | | | APPENDIX F: Page 3 of 22 |

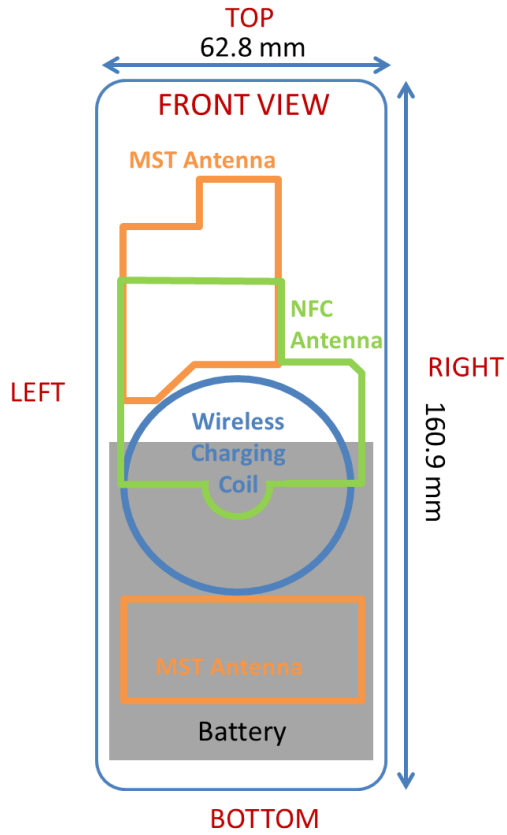




Figure F-3
MST/NFC Antenna and WPC Locations Closed Configuration (Handset)

| | | | | |
|---|---|------------------------------|---|--|
| FCC ID A3LSMF900F |  | SAR EVALUATION REPORT |  | Approved by: Quality Manager |
| Test Dates: 6/17/19 - 7/24/19 | DUT Type: Portable Handset | | | APPENDIX F: Page 4 of 22 |

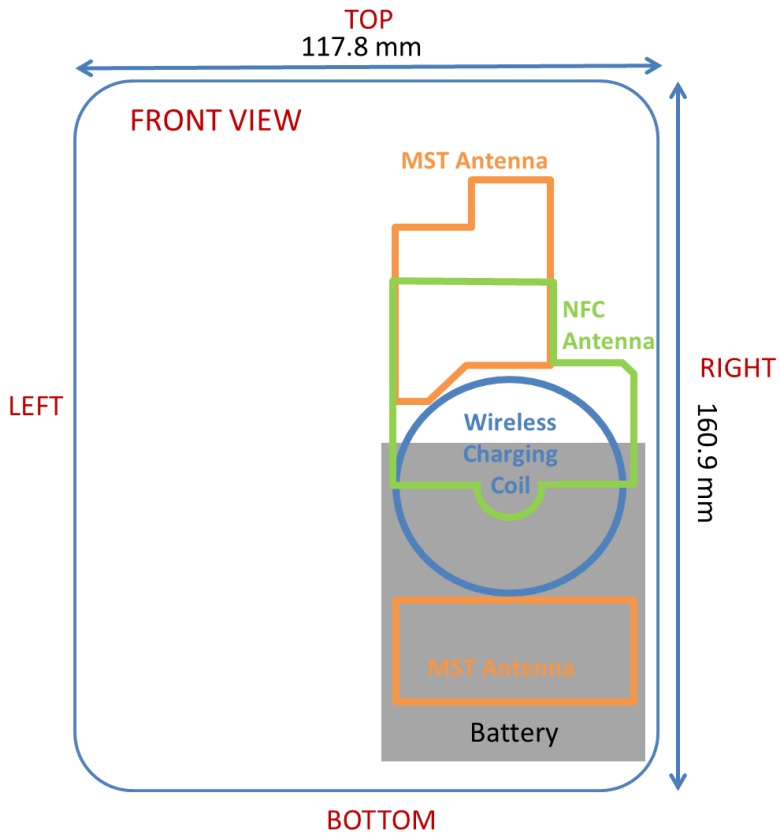






Figure F-4
MST/NFC Antenna and WPC Locations Open Configuration (UMPC)



| | | | | |
|---|---|------------------------------|---|--|
| FCC ID A3LSMF900F |  | SAR EVALUATION REPORT |  | Approved by: Quality Manager |
| Test Dates: 6/17/19 - 7/24/19 | DUT Type: Portable Handset | | | APPENDIX F: Page 5 of 22 |




SAR Test Setup Photo 1 – Closed Configuration (Handset) Right Cheek




SAR Test Setup Photo 2 – Closed Configuration (Handset) Right Tilt



| | | | | |
|---|---|------------------------------|---|--|
| FCC ID A3LSMF900F |  | SAR EVALUATION REPORT |  | Approved by: Quality Manager |
| Test Dates: 6/17/19 - 7/24/19 | DUT Type: Portable Handset | | | APPENDIX F: Page 6 of 22 |



SAR Test Setup Photo 3 – Closed Configuration (Handset) Left Cheek



SAR Test Setup Photo 4 – Closed Configuration (Handset) Left Tilt



| | | | | |
|---|---|------------------------------|---|--|
| FCC ID A3LSMF900F |  | SAR EVALUATION REPORT |  | Approved by: Quality Manager |
| Test Dates: 6/17/19 - 7/24/19 | DUT Type: Portable Handset | | | APPENDIX F: Page 7 of 22 |



SAR Test Setup Photo 5 – Closed Configuration (Handset) Back Side at 15 mm



SAR Test Setup Photo 6 – Closed Configuration (Handset) Back Side at 11 mm



| | | | | |
|---|---|------------------------------------|---|--|
| FCC ID A3LSMF900F |  | SAR EVALUATION REPORT |  | Approved by: Quality Manager |
| Test Dates: 6/17/19 - 7/24/19 | DUT Type: Portable Handset | APPENDIX F: Page 8 of 22 | | |



SAR Test Setup Photo 7 – Closed Configuration (Handset) Back Side at 10 mm




SAR Test Setup Photo 8 – Closed Configuration (Handset) Back Side at 0 mm



| | | | | |
|---|---|------------------------------|---|--|
| FCC ID A3LSMF900F |  | SAR EVALUATION REPORT |  | Approved by: Quality Manager |
| Test Dates: 6/17/19 - 7/24/19 | DUT Type: Portable Handset | | | APPENDIX F: Page 9 of 22 |



SAR Test Setup Photo 9 – Closed Configuration (Handset) Front Side at 10 mm



SAR Test Setup Photo 10 – Closed Configuration (Handset) Front Side at 0 mm



| | | | | |
|----------------------------------|---|-----------------------|---|---------------------------------|
| FCC ID A3LSMF900F |  | SAR EVALUATION REPORT |  | Approved by: Quality Manager |
| Test Dates: 6/17/19 - 7/24/19 | DUT Type: Portable Handset | | | APPENDIX F: Page 10 of 22 |



SAR Test Setup Photo 11 – Closed Configuration (Handset) Top Side at 10 mm




SAR Test Setup Photo 12 – Closed Configuration (Handset) Top Side at 0 mm



| | | | | |
|---|---|------------------------------|---|--|
| FCC ID A3LSMF900F |  | SAR EVALUATION REPORT |  | Approved by: Quality Manager |
| Test Dates: 6/17/19 - 7/24/19 | DUT Type: Portable Handset | | | APPENDIX F: Page 11 of 22 |



SAR Test Setup Photo 13 – Closed Configuration (Handset) Bottom Side at 13 mm



SAR Test Setup Photo 14 – Closed Configuration (Handset) Bottom Side at 10 mm



| | | | | |
|---|---|------------------------------|---|--|
| FCC ID A3LSMF900F |  | SAR EVALUATION REPORT |  | Approved by: Quality Manager |
| Test Dates: 6/17/19 - 7/24/19 | DUT Type: Portable Handset | | | APPENDIX F: Page 12 of 22 |



SAR Test Setup Photo 15 – Closed Configuration (Handset) Bottom Side at 0 mm




SAR Test Setup Photo 16 – Closed Configuration (Handset) Right Side at 10 mm



| | | | | |
|---|---|------------------------------|---|--|
| FCC ID A3LSMF900F |  | SAR EVALUATION REPORT |  | Approved by: Quality Manager |
| Test Dates: 6/17/19 - 7/24/19 | DUT Type: Portable Handset | | | APPENDIX F: Page 13 of 22 |




SAR Test Setup Photo 17 – Closed Configuration (Handset) Right Side at 0 mm



SAR Test Setup Photo 18 – Closed Configuration (Handset) Left Side at 10 mm



| | | | | |
|----------------------------------|---|-----------------------|---|---------------------------------|
| FCC ID A3LSMF900F |  | SAR EVALUATION REPORT |  | Approved by: Quality Manager |
| Test Dates: 6/17/19 - 7/24/19 | DUT Type: Portable Handset | | | APPENDIX F: Page 14 of 22 |



SAR Test Setup Photo 19 – Closed Configuration (Handset) Left Side at 0 mm



SAR Test Setup Photo 20 – Open Configuration (UMPC) Back Side at 12 mm



| | | | | |
|----------------------------------|---|-----------------------|---|---------------------------------|
| FCC ID A3LSMF900F |  | SAR EVALUATION REPORT |  | Approved by: Quality Manager |
| Test Dates: 6/17/19 - 7/24/19 | DUT Type: Portable Handset | | | APPENDIX F: Page 15 of 22 |



SAR Test Setup Photo 21 – Open Configuration (UMPC) Back Side at 10 mm



SAR Test Setup Photo 22 – Open Configuration (UMPC) Back Side at 0 mm



| | | | | |
|---|---|------------------------------|---|--|
| FCC ID A3LSMF900F |  | SAR EVALUATION REPORT |  | Approved by: Quality Manager |
| Test Dates: 6/17/19 - 7/24/19 | DUT Type: Portable Handset | | | APPENDIX F: Page 16 of 22 |



SAR Test Setup Photo 23 – Open Configuration (UMPC) Front Side at 11 mm




SAR Test Setup Photo 24 – Open Configuration (UMPC) Front Side at 10 mm



| | | | | |
|---|---|------------------------------|---|--|
| FCC ID A3LSMF900F |  | SAR EVALUATION REPORT |  | Approved by: Quality Manager |
| Test Dates: 6/17/19 - 7/24/19 | DUT Type: Portable Handset | | | APPENDIX F: Page 17 of 22 |



SAR Test Setup Photo 25 – Open Configuration (UMPC) Front Side at 0 mm



SAR Test Setup Photo 26 – Open Configuration (UMPC) Top Side at 10 mm



| | | | | |
|---|---|------------------------------|---|--|
| FCC ID A3LSMF900F |  | SAR EVALUATION REPORT |  | Approved by: Quality Manager |
| Test Dates: 6/17/19 - 7/24/19 | DUT Type: Portable Handset | | | APPENDIX F: Page 18 of 22 |



SAR Test Setup Photo 27 – Open Configuration (UMPC) Top Side at 0 mm




SAR Test Setup Photo 28 – Open Configuration (UMPC) Bottom Side at 16 mm



| | | | | |
|---|---|-------------------------------------|---|--|
| FCC ID A3LSMF900F |  | SAR EVALUATION REPORT |  | Approved by: Quality Manager |
| Test Dates: 6/17/19 - 7/24/19 | DUT Type: Portable Handset | APPENDIX F: Page 19 of 22 | | |



SAR Test Setup Photo 29 – Open Configuration (UMPC) Bottom Side at 10 mm



SAR Test Setup Photo 30 – Open Configuration (UMPC) Bottom Side at 0 mm



| | | | | |
|---|---|------------------------------|---|--|
| FCC ID A3LSMF900F |  | SAR EVALUATION REPORT |  | Approved by: Quality Manager |
| Test Dates: 6/17/19 - 7/24/19 | DUT Type: Portable Handset | | | APPENDIX F: Page 20 of 22 |



SAR Test Setup Photo 31 – Open Configuration (UMPC) Right Side at 10 mm





SAR Test Setup Photo 32 – Open Configuration (UMPC) Right Side at 0 mm

| | | | | |
|---|---|------------------------------|---|--|
| FCC ID A3LSMF900F |  | SAR EVALUATION REPORT |  | Approved by: Quality Manager |
| Test Dates: 6/17/19 - 7/24/19 | DUT Type: Portable Handset | | | APPENDIX F: Page 21 of 22 |



SAR Test Setup Photo 33 – Closed Configuration (Handset) Horizontal and Vertical Reference Lines

| | | | | |
|---|---|-------------------------------------|---|--|
| FCC ID A3LSMF900F |  | SAR EVALUATION REPORT |  | Approved by: Quality Manager |
| Test Dates: 6/17/19 - 7/24/19 | DUT Type: Portable Handset | APPENDIX F: Page 22 of 22 | | |