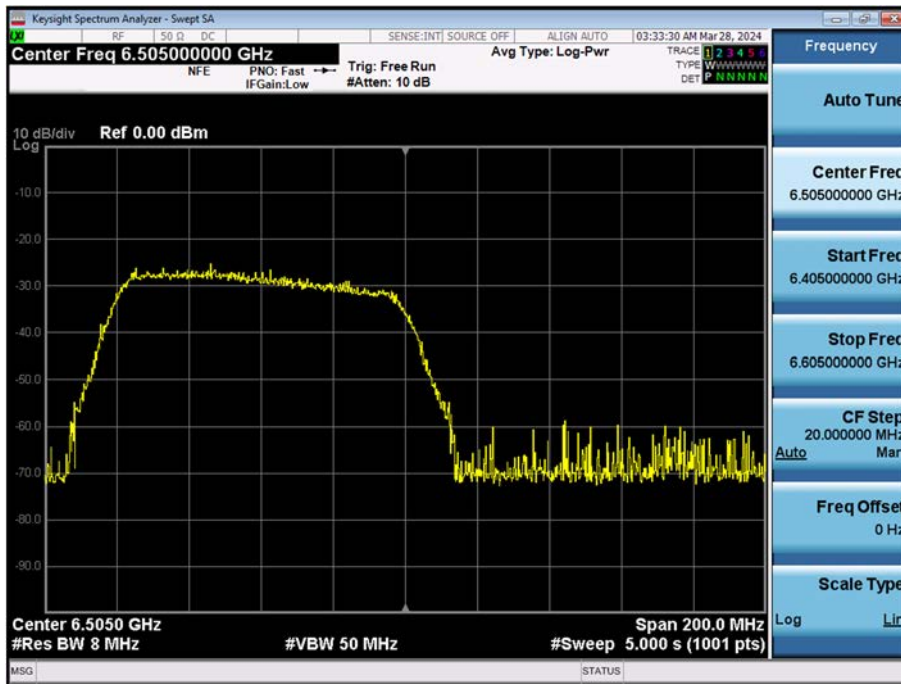


Bandwidth reduction plot (AWGN injected at high end)

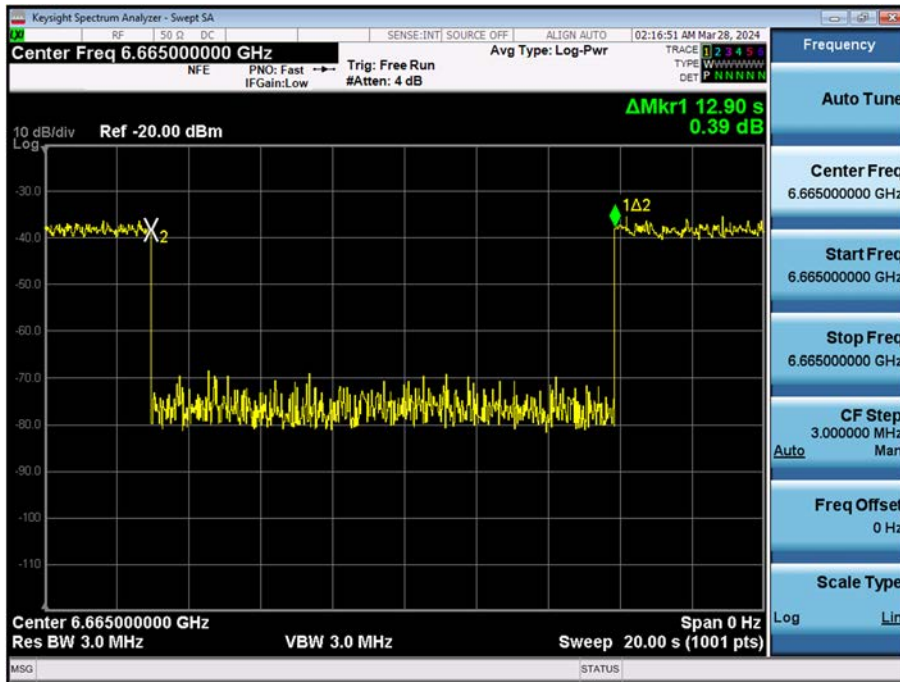
: A 10 MHz AWGN signal (centered at 6580 MHz) is injected.

The channel reduces to a 80 MHz channel centered around 6465 MHz.



UNII 7

802.11ax HE160 Ch.143(6665 MHz) Incumbent signal (Ceased)

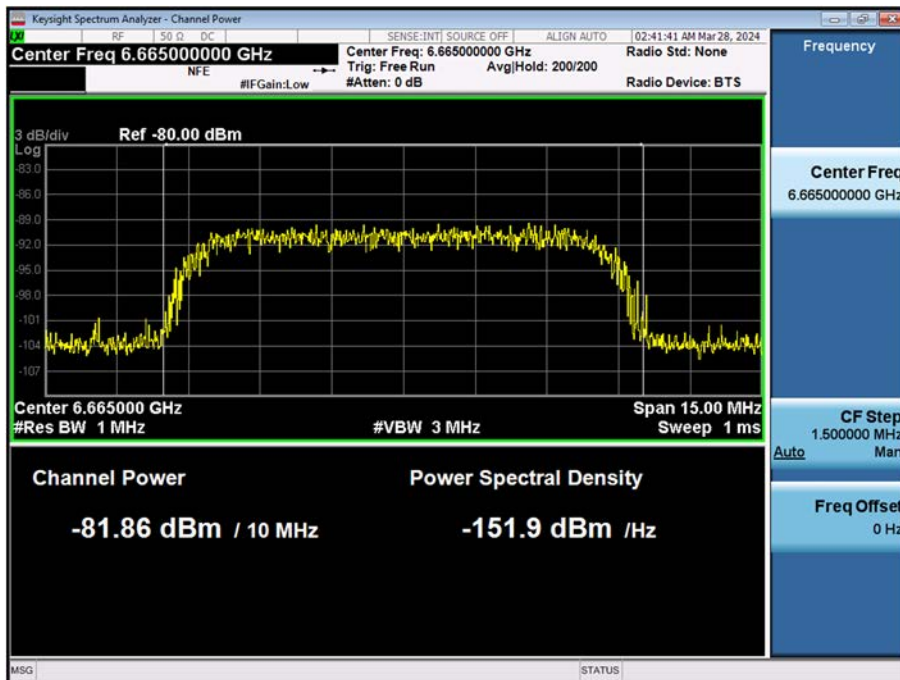


Note :

Marker 2 : AWGN Signal On

Marker 1△2 : AWGN signal Off (limit > 10s)

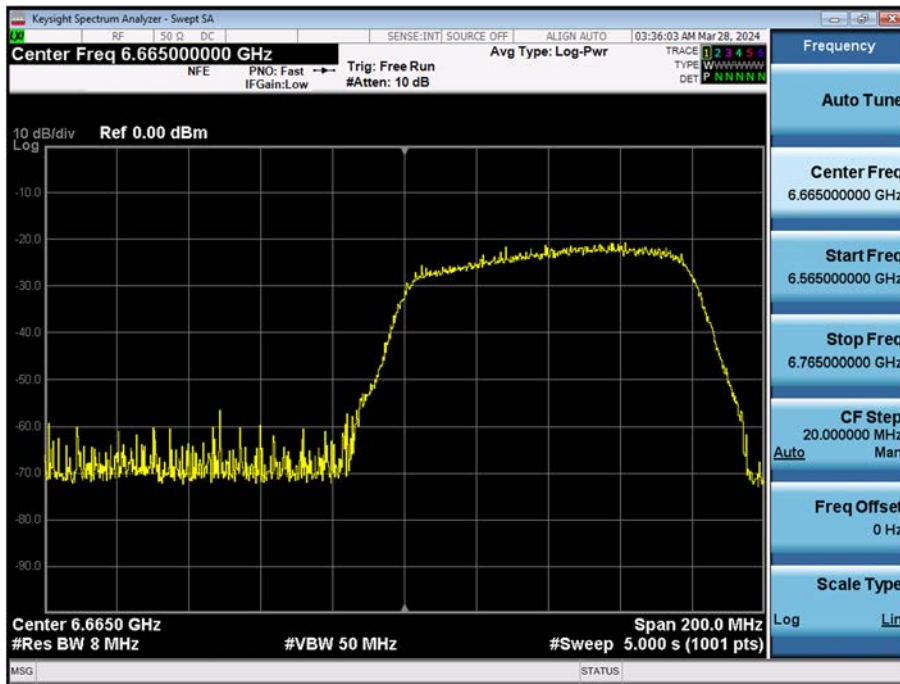
802.11ax HE160 Ch.143(6665 MHz) Detection Level



Bandwidth reduction plot (AWGN injected at low end)

: A 10 MHz AWGN signal (centered at 6590 MHz) is injected.

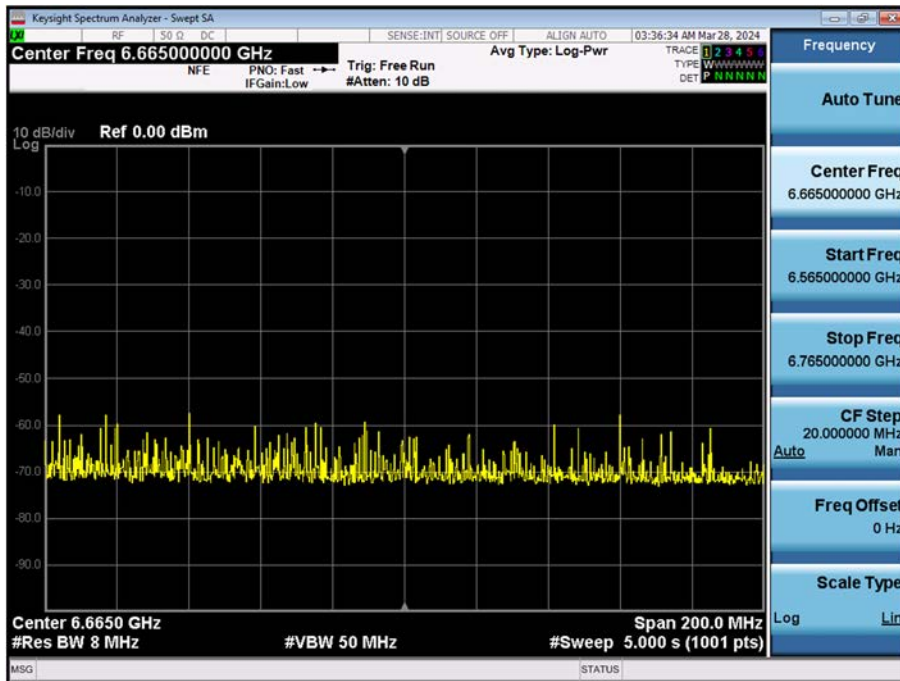
The channel reduces to an 80 MHz channel centered around 6705 MHz.



Bandwidth reduction plot (AWGN injected at center)

: A 10 MHz AWGN signal (centered at 6665 MHz) is injected.

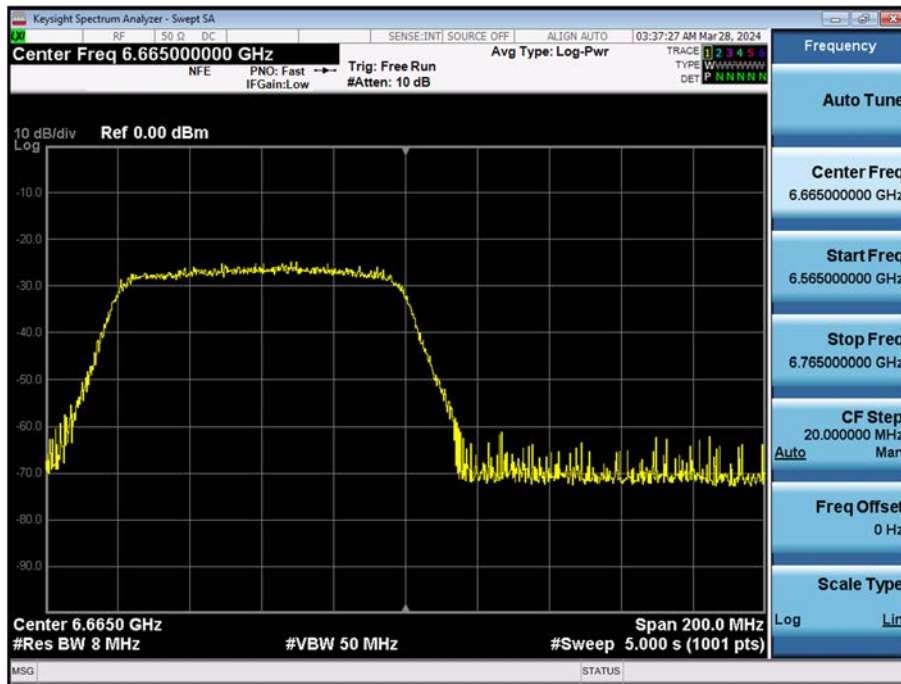
The channel completely ceases operation.



Bandwidth reduction plot (AWGN injected at high end)

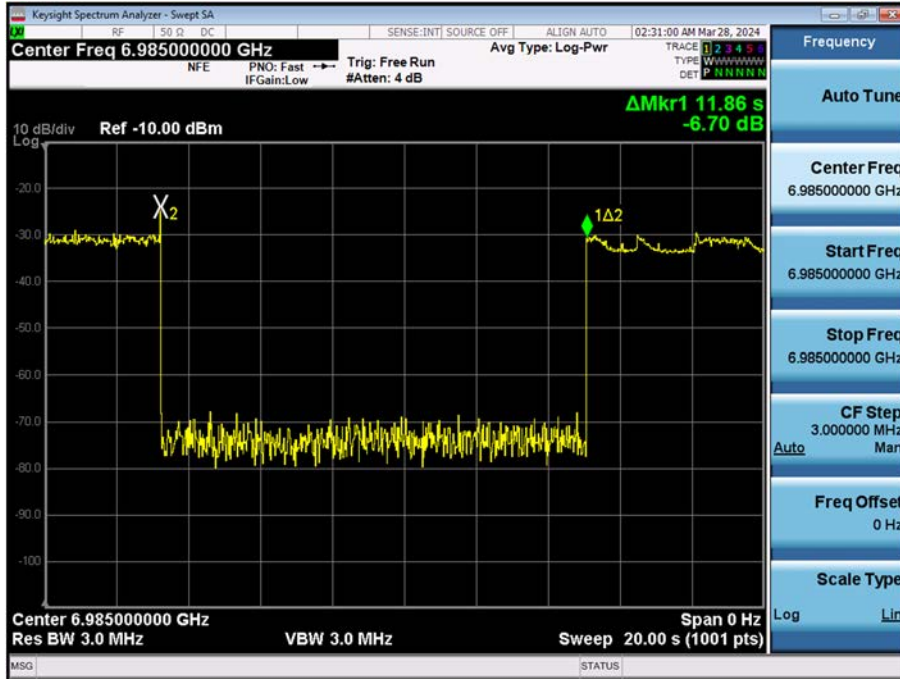
: A 10 MHz AWGN signal (centered at 6740 MHz) is injected.

The channel reduces to a 80 MHz channel centered around 6625 MHz.



UNII 8

802.11ax HE160 Ch.207(6985 MHz) Incumbent signal (Ceased)

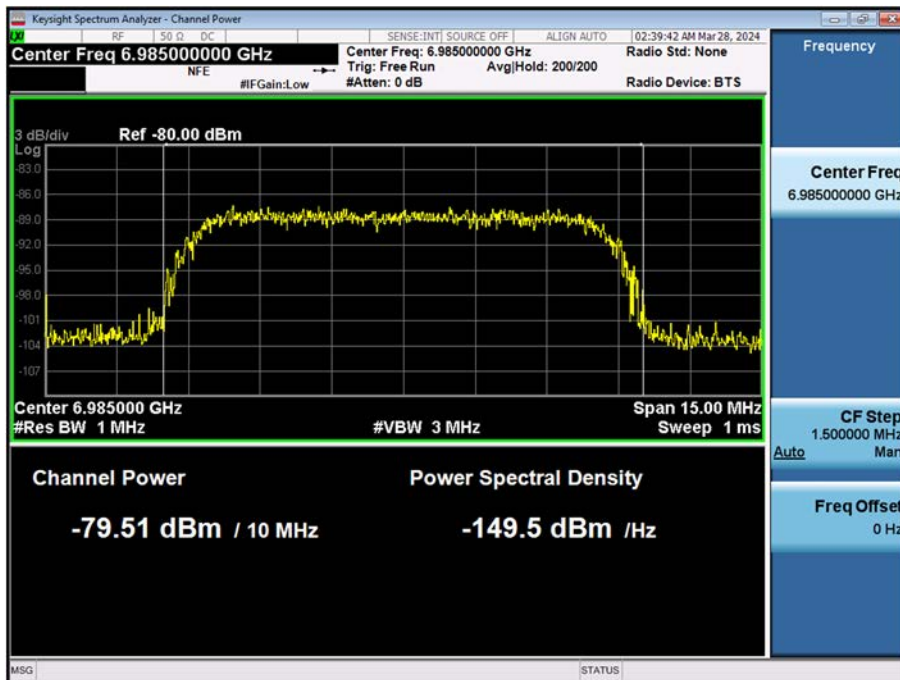


Note :

Marker 2 : AWGN Signal On

Marker 1Δ2 : AWGN signal Off (limit > 10s)

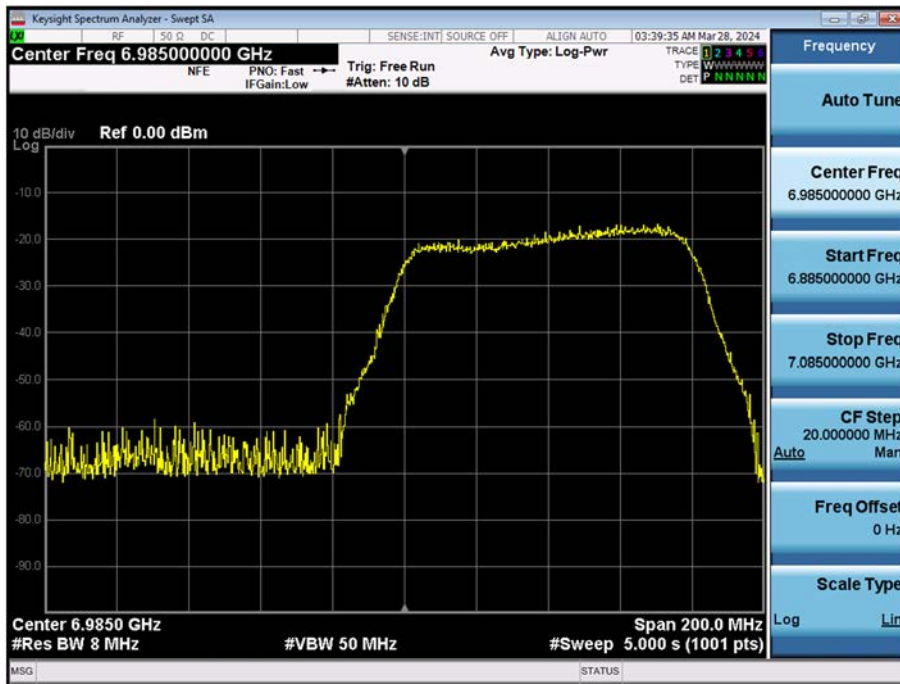
802.11ax HE160 Ch.207(6985 MHz) Detection Level



Bandwidth reduction plot (AWGN injected at low end)

: A 10 MHz AWGN signal (centered at 6910 MHz) is injected.

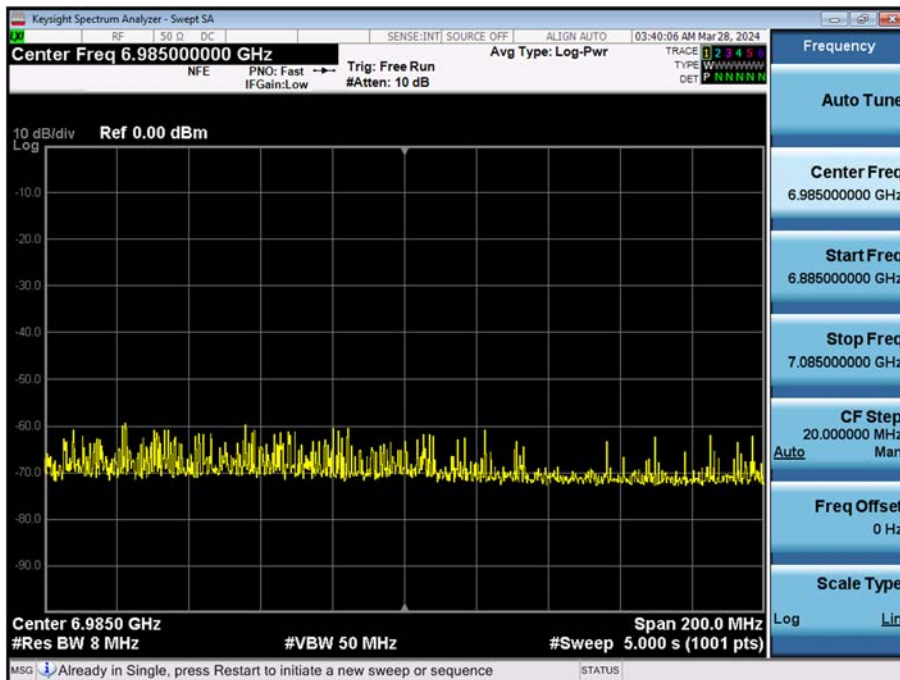
The channel reduces to an 80 MHz channel centered around 7025 MHz.



Bandwidth reduction plot (AWGN injected at center)

: A 10 MHz AWGN signal (centered at 6985 MHz) is injected.

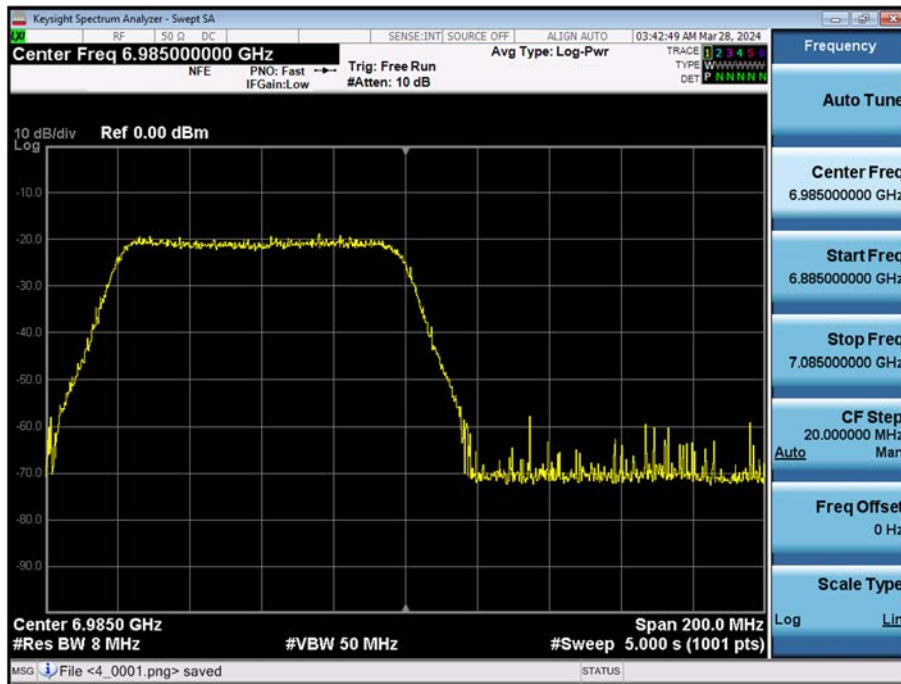
The channel completely ceases operation.



Bandwidth reduction plot (AWGN injected at high end)

: A 10 MHz AWGN signal (centered at 7060 MHz) is injected.

The channel reduces to a 80 MHz channel centered around 6945 MHz.



10.8 Dual Client Test, Demonstration of Proper Power Adjustment based on Associated AP

Note:

1. The EUT is a Dual Client Device
2. The test was executed with the SP AP and LPI AP (CMW500) authorized to transmit up to 30dBm (SP AP) and 24dBm(LPI AP).
3. The EUT was connected via a conducted connection to the spectrum analyzer. Simultaneously, the EUT was able to see and establish a conducted connection with the standard power access point and Low Power Indoor access point. (CMW500)

Ch.5 5975 MHz

Authorized EIRP for AP [dBm]	Dual Client ANT1 [dBm]	Dual Client ANT2 [dBm]	ANT1 gain [dBi]	ANT2 gain [dBi]	Dual Client MIMO Summed Conducted Power [dBm]	Directional Antenna Gain [dBi]	Dual Client MIMO EIRP [dBm]	Limit [dBm]	Margin [dB]
30(SP)	14.08	13.67	-10.25	-10.29	16.89	-7.26	9.63	30	20.37
24(LPI)	10.68	12.45	-10.25	-10.29	14.66	-7.26	7.41	24	16.59

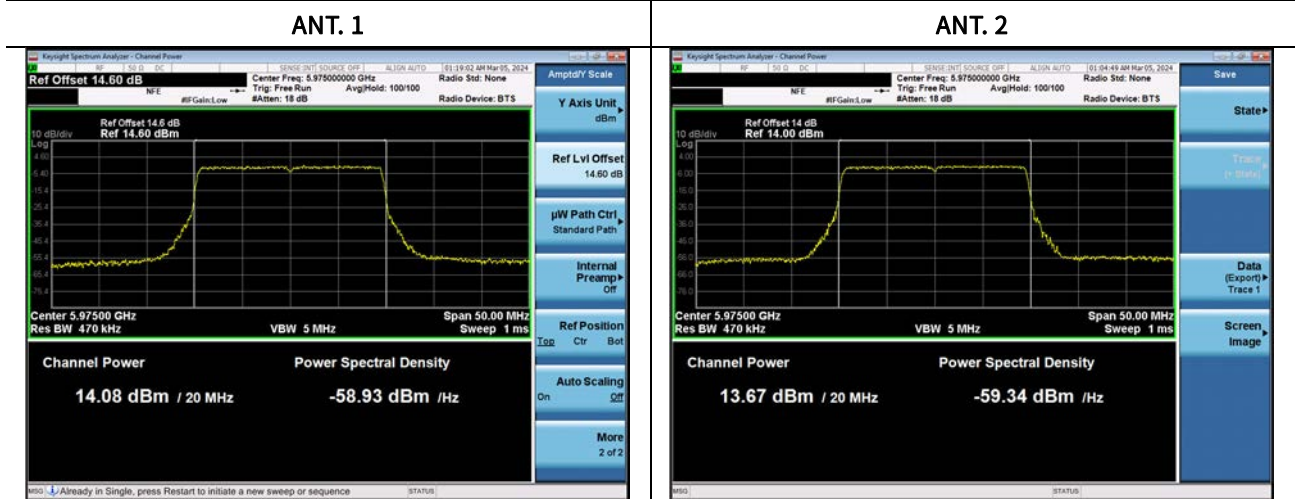
Ch.133 6615 MHz

Authorized EIRP for AP [dBm]	Dual Client ANT1 [dBm]	Dual Client ANT2 [dBm]	ANT1 gain [dBi]	ANT2 gain [dBi]	Dual Client MIMO Summed Conducted Power [dBm]	Directional Antenna Gain [dBi]	Dual Client MIMO EIRP [dBm]	Limit [dBm]	Margin [dB]
30(SP)	13.19	13.05	-11.59	-11.21	16.13	-8.39	7.74	30	16.26
24(LPI)	11.66	12.89	-11.59	-11.21	15.33	-8.39	6.94	24	17.06

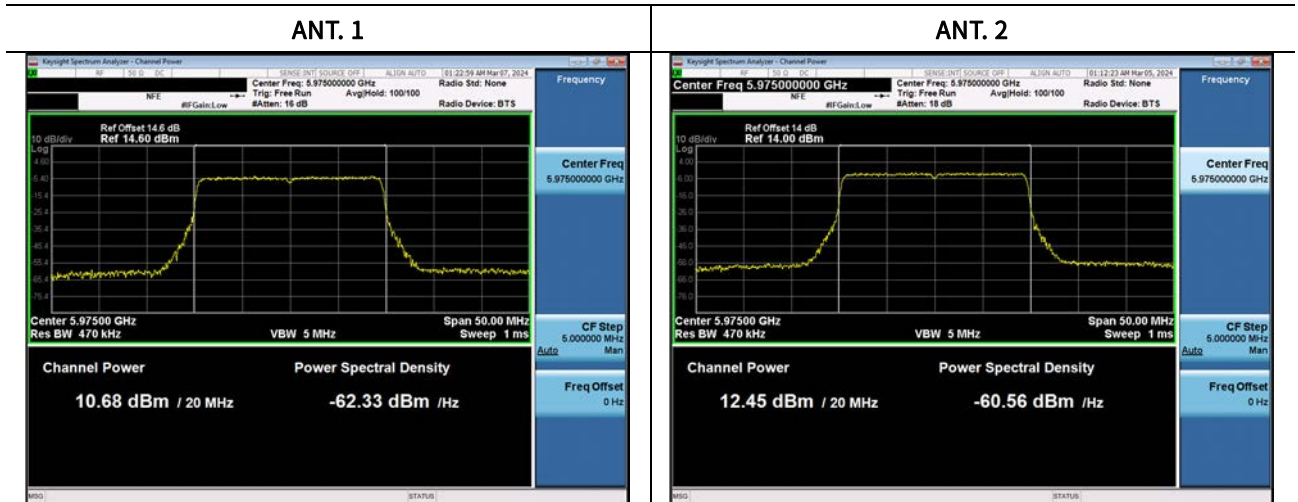
▣ Test Plots

CH.5 5975 MHz

SP AP Client Conducted Power (EIRP Authorization Power = 30 dBm)

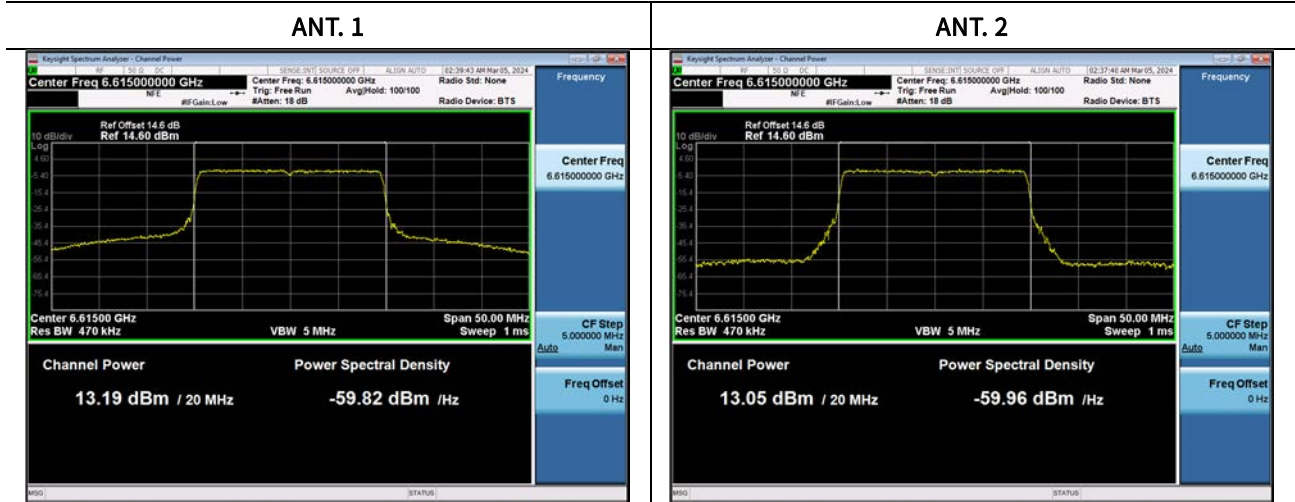


LPI AP Client Conducted Power (EIRP Authorization Power = 24 dBm)

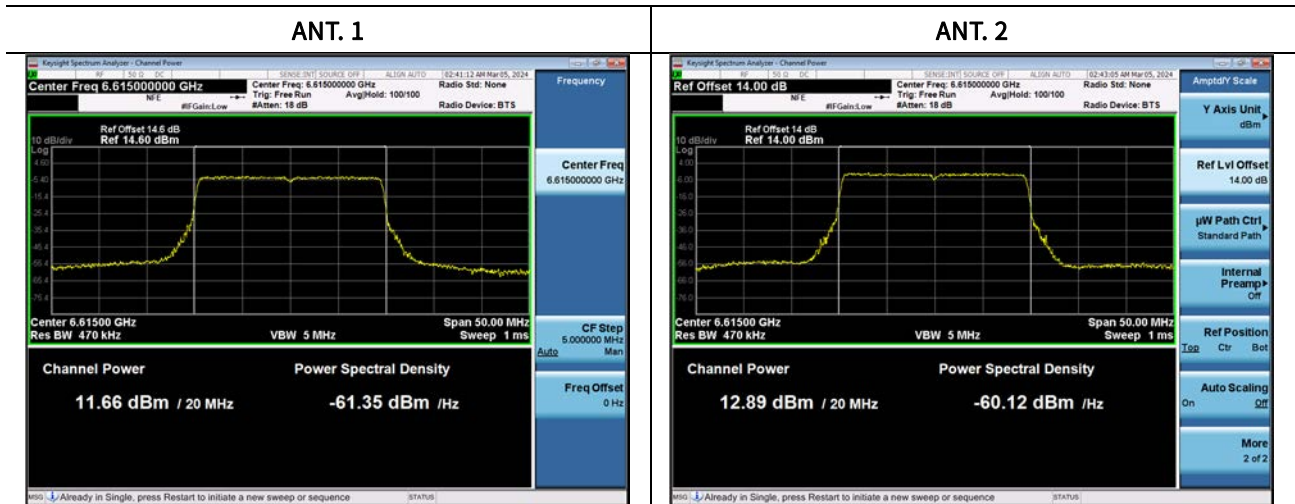


CH.133 6615 MHz

SP AP Client Conducted Power (EIRP Authorization Power = 30 dBm)



LPI AP Client Conducted Power (EIRP Authorization Power = 24 dBm)



CMW500 Status

CMW500 - EIRP Authorization Power_30 dBm (SP AP)

CMW500- EIRP Authorization Power_24 dBm (LPI AP)

10.9 Proper Power Adjustment, Client Devices Connected to a Standard Power Access Point

Note:

1. The EUT is a Dual Client Device
2. The test was executed with the SP AP(CMW500) authorized to transmit up to 12dBm, 24dBm, and 36dBm on Ch. 5 (5975 MHz) and Ch. 133 (6615 MHz).
3. The lowest 12dBm power level is based on the EIRP resulting from the conducted power targets specified in the manufacturer's 'WLAN Tune up Procedure Document'.
4. The EUT was connected via a conducted connection to the spectrum analyzer. Simultaneously, the EUT was able to see and establish a conducted connection with the standard power access point. (CMW500)

Ch.5 5975 MHz

Authorized EIRP for AP [dBm]	Client ANT1 [dBm]	Client ANT2 [dBm]	ANT1 gain [dBi]	ANT2 gain [dBi]	Client MIMO Summed Conducted Power [dBm]	Directional Antenna Gain [dBi]	Client MIMO EIRP [dBm]	Limit [dBm]	Margin [dB]
36	11.47	12.85	-10.25	-10.29	15.22	-7.26	7.97	30	22.03
24	12.23	12.67	-10.25	-10.29	15.47	-7.26	8.21	18	9.79
12	5.46	6.99	-10.25	-10.29	9.30	-7.26	2.04	6	3.96

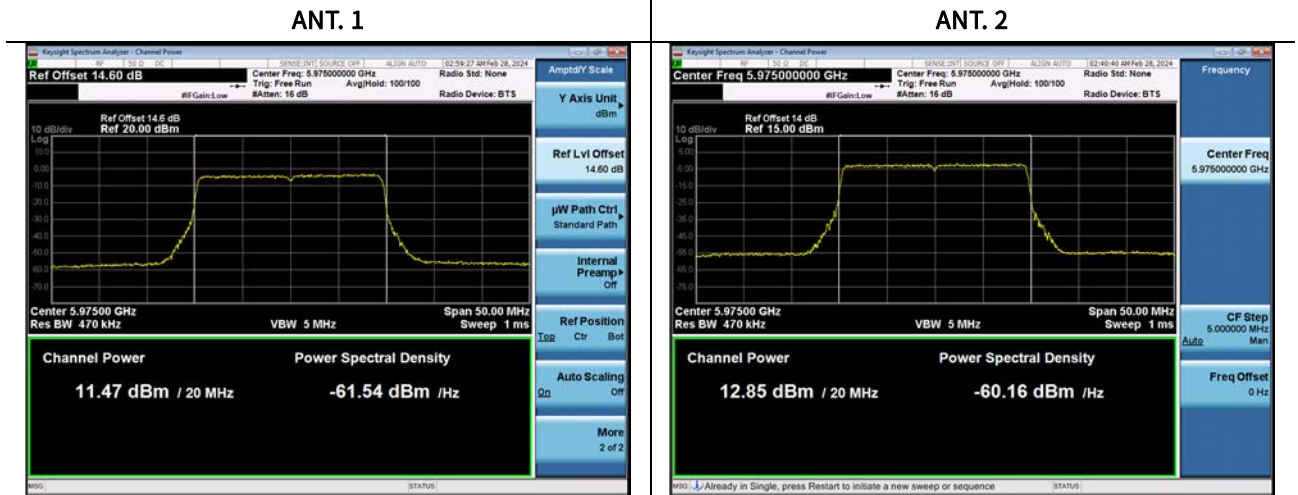
Ch.133 6615 MHz

Authorized EIRP for AP [dBm]	Client ANT1 [dBm]	Client ANT2 [dBm]	ANT1 gain [dBi]	ANT2 gain [dBi]	Client MIMO Summed Conducted Power [dBm]	Directional Antenna Gain [dBi]	Client MIMO EIRP [dBm]	Limit [dBm]	Margin [dB]
36	14.13	13.34	-11.59	-11.21	16.76	-8.39	8.38	30	21.62
24	14.27	13.26	-11.59	-11.21	16.80	-8.39	8.42	18	9.58
12	7.63	6.50	-11.59	-11.21	10.11	-8.39	1.72	6	4.28

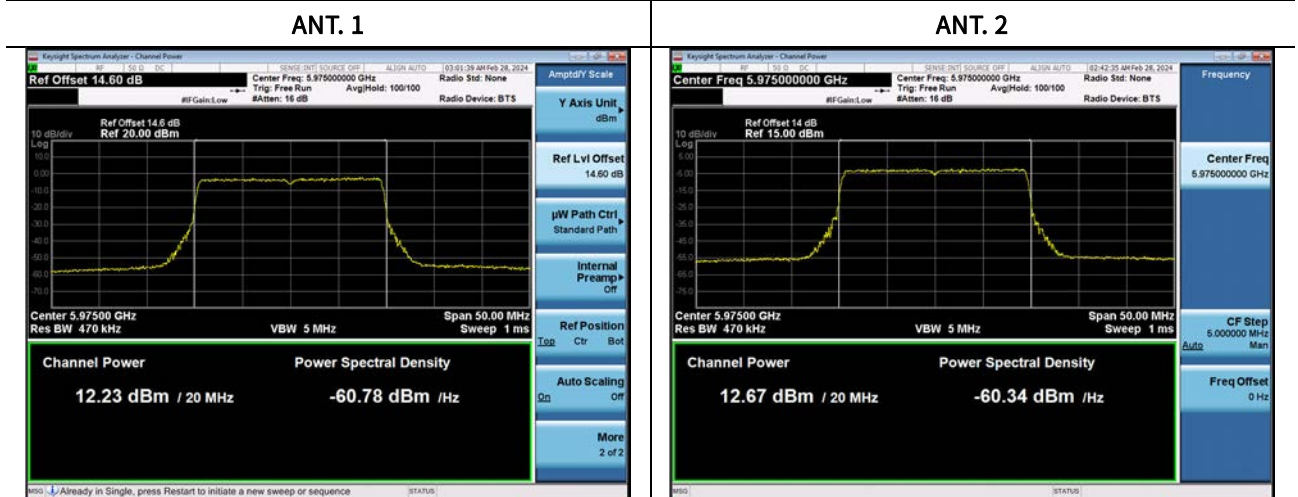
Test Plots

CH.5 5975 MHz

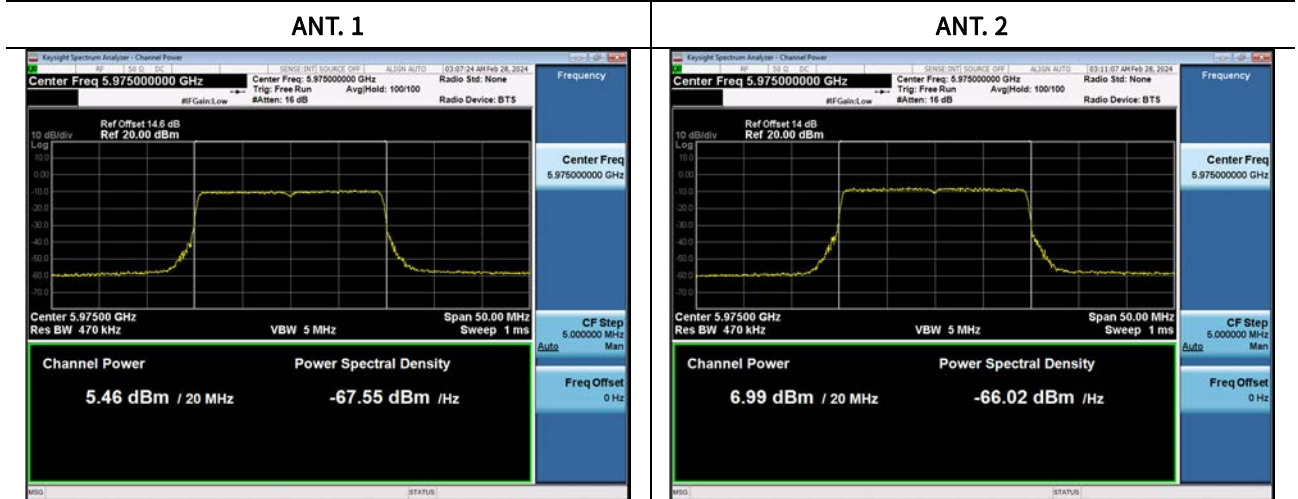
Client Conducted Power (EIRP Authorization Power = 36 dBm)



Client Conducted Power (EIRP Authorization Power = 24 dBm)

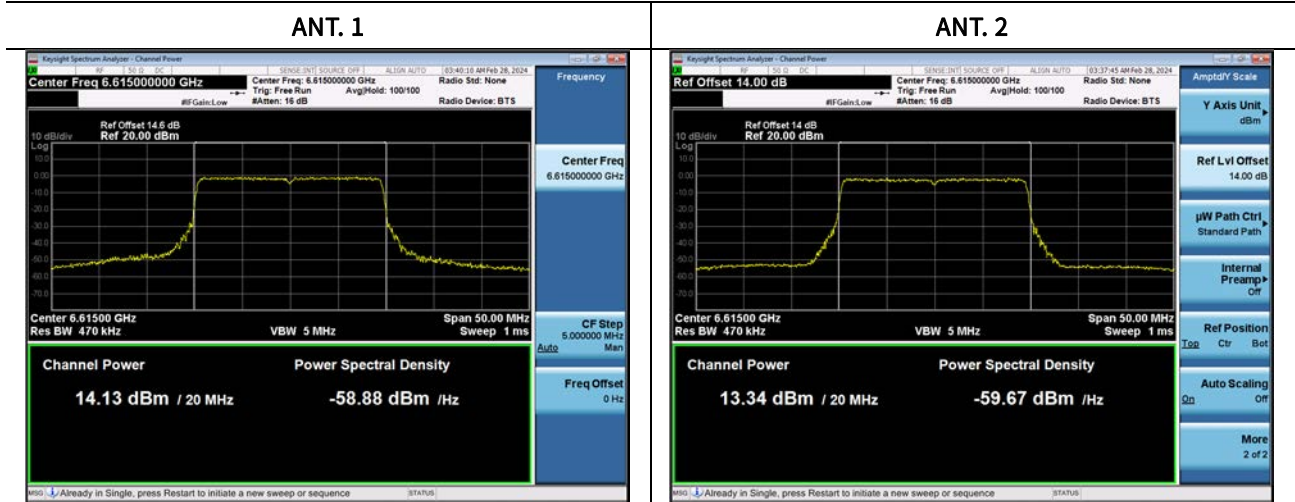


Client Conducted Power (EIRP Authorization Power = 12 dBm)

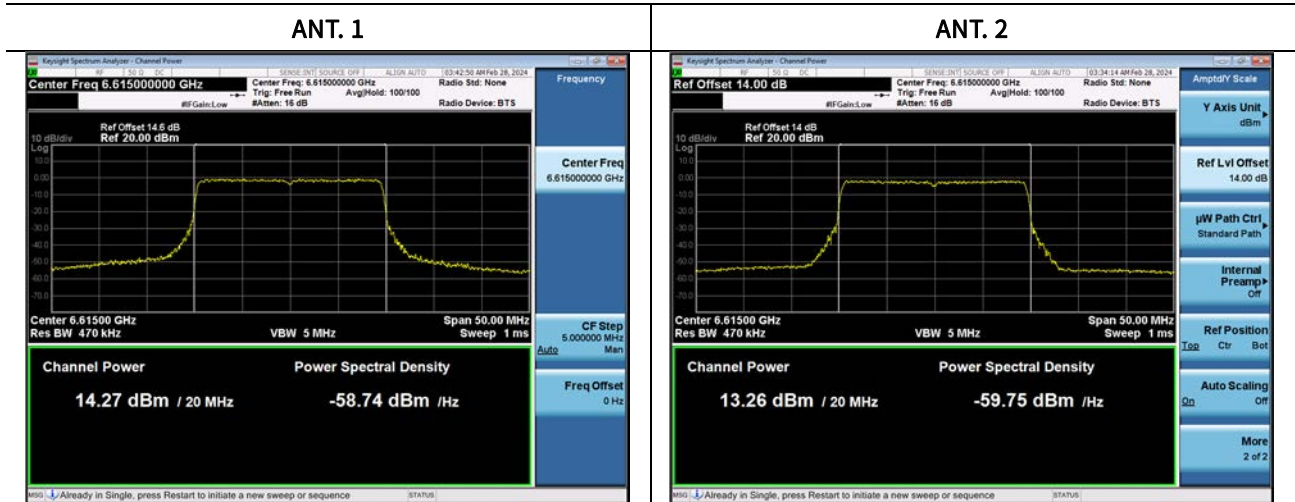


CH.133 6615 MHz

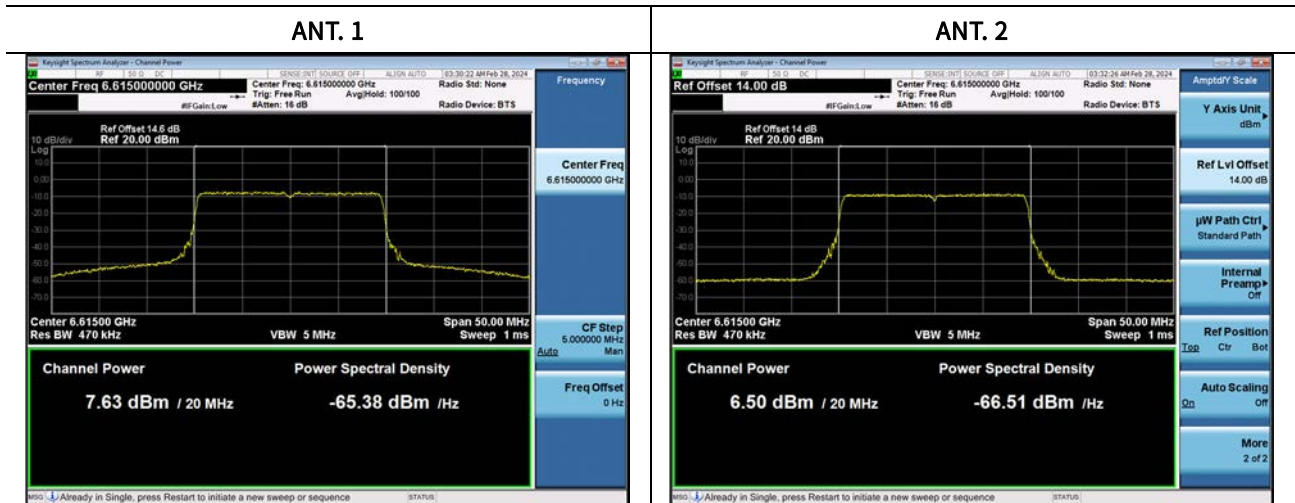
Client Conducted Power (EIRP Authorization Power = 36 dBm)



Client Conducted Power (EIRP Authorization Power = 24 dBm)



Client Conducted Power (EIRP Authorization Power = 12 dBm)



CMW500 Status

CMW500 - EIRP Authorization Power_12 dBm

Country Code	
Country Information	<input checked="" type="checkbox"/>
Country Code	US
First Channel	1
Number Of Channels	13
Max TX Power	12 dBm

CMW500- EIRP Authorization Power_24 dBm

Country Code	
Country Information	<input checked="" type="checkbox"/>
Country Code	US
First Channel	1
Number Of Channels	13
Max TX Power	24 dBm

CMW500- EIRP Authorization Power_36 dBm

Country Code	
Country Information	<input checked="" type="checkbox"/>
Country Code	US
First Channel	1
Number Of Channels	13
Max TX Power	36 dBm

CMW500 (SP AP Mode)

Transmit Power Control	
Power Constraint	6 dB
6GHz Regulatory Info	Standard power AP
Co-located AP	
Enable	<input type="checkbox"/>
SSID	CMW-AP
BSSID	000102030405
Channel Number	1
Operating Class	131
20MHz PSD IdBm/MHz	63.5

10.10 FREQUENCY STABILITY.

10.10.1 160 MHz BW

Note

1. All modes of operation were investigated and the worst case configuration results are reported.
2. Based on the results of the frequency stability test shown above the frequency deviation results measured are very small. As such it is determined that the channels at the band edge would remain in-band when the maximum measured frequency error noted during the frequency stability tests is applied. Therefore the device is determined to remain operating in band over the temperature and voltage range as tested.

Startup after the EUT is energized

OPERATING BAND:	UNII Band 5
OPERATING FREQUENCY:	6,025,000,000 Hz
CHANNEL:	15
REFERENCE VOLTAGE:	3.88 VDC

Voltage (%)	Power (VDC)	Temp. (°C)	Frequency (kHz)	Frequency Error (kHz)
100%	3.88	+20(Ref)	6025032.74	32.74
100%		-30	6025006.15	6.15
100%		-20	6025012.75	12.75
100%		-10	6025020.29	20.29
100%		0	6025021.77	21.77
100%		+10	6025027.61	27.61
100%		+30	6025039.41	39.41
100%		+40	6025042.06	42.06
100%		+50	6025051.53	51.53
High		4.45	+20	6025031.02
Low	3.70	+20	6025032.58	32.58

OPERATING BAND:	UNII Band 6
OPERATING FREQUENCY:	6,505,000,000 Hz
CHANNEL:	111
REFERENCE VOLTAGE:	3.88 VDC

Voltage (%)	Power (VDC)	Temp. (°C)	Frequency (kHz)	Frequency Error (kHz)
100%	3.88	+20(Ref)	6505031.75	31.75
100%		-30	6505010.32	10.32
100%		-20	6505010.34	10.34
100%		-10	6505020.91	20.91
100%		0	6505023.39	23.39
100%		+10	6505028.34	28.34
100%		+30	6505040.24	40.24
100%		+40	6505049.65	49.65
100%		+50	6505054.17	54.17
High		4.45	+20	6505032.12
Low	3.70	+20	6505032.70	32.70

OPERATING BAND:	UNII Band 7
OPERATING FREQUENCY:	6,665,000,000 Hz
CHANNEL:	143
REFERENCE VOLTAGE:	3.88 VDC

Voltage (%)	Power (VDC)	Temp. (°C)	Frequency (kHz)	Frequency Error (kHz)
100%	3.88	+20(Ref)	6665031.12	31.12
100%		-30	6665007.16	7.16
100%		-20	6665010.96	10.96
100%		-10	6665020.35	20.35
100%		0	6665022.93	22.93
100%		+10	6665026.83	26.83
100%		+30	6665040.90	40.90
100%		+40	6665040.89	40.89
100%		+50	6665054.75	54.75
High		4.45	+20	6665034.52
Low	3.70	+20	6665033.70	33.70

OPERATING BAND:	UNII Band 8
OPERATING FREQUENCY:	6,825,000,000 Hz
CHANNEL:	175
REFERENCE VOLTAGE:	3.88 VDC

Voltage (%)	Power (VDC)	Temp. (°C)	Frequency (kHz)	Frequency Error (kHz)
100%	3.88	+20(Ref)	6825031.64	31.64
100%		-30	6825006.20	6.20
100%		-20	6825010.48	10.48
100%		-10	6825015.50	15.50
100%		0	6825022.85	22.85
100%		+10	6825026.55	26.55
100%		+30	6825039.32	39.32
100%		+40	6825043.70	43.70
100%		+50	6825060.87	60.87
High		4.45	+20	6825034.22
Low	3.70	+20	6825035.69	35.69

2 minutes after the EUT is energized

OPERATING BAND:	UNII Band 5
OPERATING FREQUENCY:	6,025,000,000 Hz
CHANNEL:	15
REFERENCE VOLTAGE:	3.88 VDC

Voltage (%)	Power (VDC)	Temp. (°C)	Frequency (kHz)	Frequency Error (kHz)
100%	3.88	+20(Ref)	6025034.89	34.89
100%		-30	6025007.66	7.66
100%		-20	6025011.75	11.75
100%		-10	6025020.10	20.10
100%		0	6025023.92	23.92
100%		+10	6025027.78	27.78
100%		+30	6025035.55	35.55
100%		+40	6025047.87	47.87
100%		+50	6025050.75	50.75
High		4.45	+20	6025030.19
Low	3.70	+20	6025034.63	34.63

OPERATING BAND:	UNII Band 6
OPERATING FREQUENCY:	6,505,000,000 Hz
CHANNEL:	111
REFERENCE VOLTAGE:	3.88 VDC

Voltage (%)	Power (VDC)	Temp. (°C)	Frequency (kHz)	Frequency Error (kHz)
100%	3.88	+20(Ref)	6505035.10	35.10
100%		-30	6505009.64	9.64
100%		-20	6505014.24	14.24
100%		-10	6505019.18	19.18
100%		0	6505020.13	20.13
100%		+10	6505026.02	26.02
100%		+30	6505036.69	36.69
100%		+40	6505050.89	50.89
100%		+50	6505060.43	60.43
High		4.45	+20	6505030.22
Low	3.70	+20	6505031.69	31.69

OPERATING BAND:	UNII Band 7
OPERATING FREQUENCY:	6,665,000,000 Hz
CHANNEL:	143
REFERENCE VOLTAGE:	3.88 VDC

Voltage (%)	Power (VDC)	Temp. (°C)	Frequency (kHz)	Frequency Error (kHz)
100%	3.88	+20(Ref)	6665032.34	32.34
100%		-30	6665006.32	6.32
100%		-20	6665015.35	15.35
100%		-10	6665020.17	20.17
100%		0	6665021.46	21.46
100%		+10	6665025.02	25.02
100%		+30	6665040.46	40.46
100%		+40	6665043.30	43.30
100%		+50	6665051.62	51.62
High		4.45	+20	6665035.06
Low	3.70	+20	6665031.92	31.92

OPERATING BAND:	UNII Band 8
OPERATING FREQUENCY:	6,825,000,000 Hz
CHANNEL:	175
REFERENCE VOLTAGE:	3.88 VDC

Voltage (%)	Power (VDC)	Temp. (°C)	Frequency (kHz)	Frequency Error (kHz)
100%	3.88	+20(Ref)	6825030.80	30.80
100%		-30	6825005.34	5.34
100%		-20	6825013.44	13.44
100%		-10	6825020.32	20.32
100%		0	6825021.29	21.29
100%		+10	6825029.19	29.19
100%		+30	6825036.48	36.48
100%		+40	6825047.23	47.23
100%		+50	6825058.26	58.26
High		4.45	+20	6825030.71
Low	3.70	+20	6825032.27	32.27

5 minutes after the EUT is energized

OPERATING BAND:	UNII Band 5
OPERATING FREQUENCY:	6,025,000,000 Hz
CHANNEL:	15
REFERENCE VOLTAGE:	3.88 VDC

Voltage (%)	Power (VDC)	Temp. (°C)	Frequency (kHz)	Frequency Error (kHz)
100%	3.88	+20(Ref)	6025030.63	30.63
100%		-30	6025006.45	6.45
100%		-20	6025011.19	11.19
100%		-10	6025015.39	15.39
100%		0	6025023.59	23.59
100%		+10	6025026.87	26.87
100%		+30	6025035.43	35.43
100%		+40	6025048.40	48.40
100%		+50	6025051.18	51.18
High		4.45	+20	6025034.70
Low	3.70	+20	6025031.17	31.17

OPERATING BAND:	UNII Band 6
OPERATING FREQUENCY:	6,505,000,000 Hz
CHANNEL:	111
REFERENCE VOLTAGE:	3.88 VDC

Voltage (%)	Power (VDC)	Temp. (°C)	Frequency (kHz)	Frequency Error (kHz)
100%	3.88	+20(Ref)	6505035.89	35.89
100%		-30	6505008.96	8.96
100%		-20	6505011.04	11.04
100%		-10	6505019.05	19.05
100%		0	6505022.07	22.07
100%		+10	6505027.37	27.37
100%		+30	6505039.98	39.98
100%		+40	6505041.24	41.24
100%		+50	6505054.39	54.39
High		4.45	+20	6505030.04
Low	3.70	+20	6505035.65	35.65

OPERATING BAND:	UNII Band 7
OPERATING FREQUENCY:	6,665,000,000 Hz
CHANNEL:	143
REFERENCE VOLTAGE:	3.88 VDC

Voltage (%)	Power (VDC)	Temp. (°C)	Frequency (kHz)	Frequency Error (kHz)
100%	3.88	+20(Ref)	6665034.33	34.33
100%		-30	6665006.03	6.03
100%		-20	6665011.95	11.95
100%		-10	6665018.24	18.24
100%		0	6665021.42	21.42
100%		+10	6665025.92	25.92
100%		+30	6665038.88	38.88
100%		+40	6665042.10	42.10
100%		+50	6665059.79	59.79
High		4.45	+20	6665031.21
Low	3.70	+20	6665033.97	33.97

OPERATING BAND:	UNII Band 8
OPERATING FREQUENCY:	6,825,000,000 Hz
CHANNEL:	175
REFERENCE VOLTAGE:	3.88 VDC

Voltage (%)	Power (VDC)	Temp. (°C)	Frequency (kHz)	Frequency Error (kHz)
100%	3.88	+20(Ref)	6825031.49	31.49
100%		-30	6825006.32	6.32
100%		-20	6825010.57	10.57
100%		-10	6825016.59	16.59
100%		0	6825021.90	21.90
100%		+10	6825030.53	30.53
100%		+30	6825037.26	37.26
100%		+40	6825043.32	43.32
100%		+50	6825056.66	56.66
High		4.45	+20	6825031.09
Low	3.70	+20	6825033.76	33.76

10 minutes after the EUT is energized

OPERATING BAND:	UNII Band 5
OPERATING FREQUENCY:	6,025,000,000 Hz
CHANNEL:	15
REFERENCE VOLTAGE:	3.88 VDC

Voltage (%)	Power (VDC)	Temp. (°C)	Frequency (kHz)	Frequency Error (kHz)
100%	3.88	+20(Ref)	6025032.07	32.07
100%		-30	6025006.10	6.10
100%		-20	6025014.97	14.97
100%		-10	6025017.83	17.83
100%		0	6025025.58	25.58
100%		+10	6025027.41	27.41
100%		+30	6025040.24	40.24
100%		+40	6025047.48	47.48
100%		+50	6025057.76	57.76
High		4.45	+20	6025031.65
Low	3.70	+20	6025031.39	31.39

OPERATING BAND:	UNII Band 6
OPERATING FREQUENCY:	6,505,000,000 Hz
CHANNEL:	111
REFERENCE VOLTAGE:	3.88 VDC

Voltage (%)	Power (VDC)	Temp. (°C)	Frequency (kHz)	Frequency Error (kHz)
100%	3.88	+20(Ref)	6505030.81	30.81
100%		-30	6505007.67	7.67
100%		-20	6505010.28	10.28
100%		-10	6505015.09	15.09
100%		0	6505023.88	23.88
100%		+10	6505025.26	25.26
100%		+30	6505036.89	36.89
100%		+40	6505047.73	47.73
100%		+50	6505052.84	52.84
High		4.45	+20	6505034.77
Low	3.70	+20	6505033.77	33.77

OPERATING BAND:	UNII Band 7
OPERATING FREQUENCY:	6,665,000,000 Hz
CHANNEL:	143
REFERENCE VOLTAGE:	3.88 VDC

Voltage (%)	Power (VDC)	Temp. (°C)	Frequency (kHz)	Frequency Error (kHz)
100%	3.88	+20(Ref)	6665034.07	34.07
100%		-30	6665007.27	7.27
100%		-20	6665015.27	15.27
100%		-10	6665015.84	15.84
100%		0	6665024.32	24.32
100%		+10	6665025.20	25.20
100%		+30	6665036.47	36.47
100%		+40	6665046.35	46.35
100%		+50	6665059.71	59.71
High		4.45	+20	6665030.68
Low	3.70	+20	6665031.70	31.70

OPERATING BAND:	UNII Band 8
OPERATING FREQUENCY:	6,825,000,000 Hz
CHANNEL:	175
REFERENCE VOLTAGE:	3.88 VDC

Voltage (%)	Power (VDC)	Temp. (°C)	Frequency (kHz)	Frequency Error (kHz)
100%	3.88	+20(Ref)	6825031.90	31.90
100%		-30	6825007.02	7.02
100%		-20	6825011.03	11.03
100%		-10	6825019.65	19.65
100%		0	6825024.09	24.09
100%		+10	6825027.99	27.99
100%		+30	6825037.35	37.35
100%		+40	6825048.53	48.53
100%		+50	6825055.45	55.45
High		4.45	+20	6825032.67
Low	3.70	+20	6825035.58	35.58

10.11 RADIATED SPURIOUS EMISSIONS (9 kHz – 1 GHz)

Frequency Range : 9 kHz – 30 MHz

Frequency	Measured Value	A.F+C.L-A.G+D.F	POL	Total	Limit	Margin
[MHz]	[dB μ V]	[dB/m]	[H/V]	[dB μ V/m]	[dB μ V/m]	[dB]
No Critical peaks found						

Note:

1. The Measured Value of emissions are attenuated more than 20 dB below the permissible limits or the field strength is too small to be measured.
2. Distance extrapolation factor = $40\log(\text{specific distance} / \text{test distance})$ (dB)
3. Limit line = specific Limits (dB μ V) + Distance extrapolation factor

Frequency Range : Below 1 GHz

Frequency	Measured Value	A.F+C.L	POL	Total	Limit	Margin
[MHz]	[dB μ V]	[dB/m]	[H/V]	[dB μ V/m]	[dB μ V/m]	[dB]
No Critical peaks found						

Note:

1. Radiated emissions measured in frequency range from 30 MHz to 1000 MHz were made with an instrument using Quasi peak detector mode

10.12 RADIATED SPURIOUS EMISSIONS (Above 1 GHz)

(MIMO_CDD(Ant1+Ant2))

[Open mode]

1) 802.11a

Band :	UNII 5
Operation Mode :	802.11a
Transfer Rate :	6 Mbps
Operating Frequency :	5935 MHz
Channel No. :	2 Ch

Frequency [MHz]	Measured Value [dB μ V]	Duty Cycle Factor	A.F+C.L- A.G+D.F [dB/m]	ANT. POL [H/V]	Total [dB μ V/m]	Limit [dB μ V/m]	Margin [dB]	Measurement Type
11870	43.71	0.00	8.69	V	52.40	73.98	21.58	PK
11870	31.05	0.29	8.69	V	40.03	53.98	13.95	AV
17805	40.89	0.00	16.72	V	57.61	73.98	16.37	PK
17805	27.85	0.29	16.72	V	44.86	53.98	9.12	AV
11870	43.62	0.00	8.69	H	52.31	73.98	21.67	PK
11870	30.95	0.29	8.69	H	39.93	53.98	14.05	AV
17805	40.70	0.00	16.72	H	57.42	73.98	16.56	PK
17805	27.71	0.29	16.72	H	44.72	53.98	9.26	AV

Band :	UNII 5
Operation Mode :	802.11a
Transfer Rate :	6 Mbps
Operating Frequency :	6175 MHz
Channel No. :	45 Ch

Frequency [MHz]	Measured Value [dB μ V]	Duty Cycle Factor	A.F+C.L- A.G+D.F [dB/m]	ANT. POL [H/V]	Total [dB μ V/m]	Limit [dB μ V/m]	Margin [dB]	Measurement Type
12350	42.85	0.00	9.53	V	52.38	73.98	21.60	PK
12350	30.65	0.29	9.53	V	40.47	53.98	13.51	AV
18525	52.16	0.00	1.33	V	53.49	73.98	20.49	PK
18525	40.57	0.29	1.33	V	42.19	53.98	11.79	AV
12350	42.45	0.00	9.53	H	51.98	73.98	22.00	PK
12350	30.51	0.29	9.53	H	40.33	53.98	13.65	AV
18525	52.02	0.00	1.33	H	53.35	73.98	20.63	PK
18525	40.44	0.29	1.33	H	42.06	53.98	11.92	AV

Band :	UNII 5
Operation Mode :	802.11a
Transfer Rate :	6 Mbps
Operating Frequency :	6415 MHz
Channel No. :	93 Ch

Frequency	Measured Value	Duty Cycle	A.F+C.L-A.G+D.F	ANT. POL	Total	Limit	Margin	Measurement Type
[MHz]	[dB μ V]	Factor	[dB/m]	[H/V]	[dB μ V/m]	[dB μ V/m]	[dB]	
12830	43.84	0.00	10.85	V	54.69	88.23	33.54	PK
12830	32.07	0.29	10.85	V	43.21	68.23	25.02	AV
19245	49.81	0.00	2.80	V	52.61	73.98	21.37	PK
19245	38.51	0.29	2.80	V	41.60	53.98	12.38	AV
12830	43.62	0.00	10.85	H	54.47	88.23	33.76	PK
12830	31.05	0.29	10.85	H	42.19	68.23	26.04	AV
19245	49.71	0.00	2.80	H	52.51	73.98	21.47	PK
19245	38.41	0.29	2.80	H	41.50	53.98	12.48	AV

Band :	UNII 6
Operation Mode :	802.11a
Transfer Rate :	6 Mbps
Operating Frequency :	6435 MHz
Channel No. :	97 Ch

Frequency	Measured Value	Duty Cycle	A.F+C.L-A.G+D.F	ANT. POL	Total	Limit	Margin	Measurement Type
[MHz]	[dB μ V]	Factor	[dB/m]	[H/V]	[dB μ V/m]	[dB μ V/m]	[dB]	
12870	43.17	0.00	11.45	V	54.62	88.23	33.61	PK
12870	31.55	0.29	11.45	V	43.29	68.23	24.94	AV
19305	49.40	0.00	3.36	V	52.76	73.98	21.22	PK
19305	37.83	0.29	3.36	V	41.48	53.98	12.50	AV
12870	42.91	0.00	11.45	H	54.36	88.23	33.87	PK
12870	31.33	0.29	11.45	H	43.07	68.23	25.16	PK
19305	49.32	0.00	3.36	H	52.68	73.98	21.30	PK
19305	37.79	0.29	3.36	H	41.44	53.98	12.54	AV

Band :	UNII 6
Operation Mode :	802.11a
Transfer Rate :	6 Mbps
Operating Frequency :	6475 MHz
Channel No. :	105 Ch

Frequency	Measured Value	Duty Cycle	A.F+C.L- A.G+D.F	ANT. POL	Total	Limit	Margin	Measurement Type
[MHz]	[dB μ V]	Factor	[dB/m]	[H/V]	[dB μ V/m]	[dB μ V/m]	[dB]	
12950	42.40	0.00	12.07	V	54.47	88.23	33.76	PK
12950	30.15	0.29	12.07	V	42.51	68.23	25.72	AV
19425	50.00	0.00	3.97	V	53.97	73.98	20.01	PK
19425	37.78	0.29	3.97	V	42.04	53.98	11.94	AV
12950	42.01	0.00	12.07	H	54.08	88.23	34.15	PK
12950	30.01	0.29	12.07	H	42.37	68.23	25.86	AV
19425	48.82	0.00	3.97	H	52.79	73.98	21.19	PK
19425	37.66	0.29	3.97	H	41.92	53.98	12.06	AV

Band :	UNII 6
Operation Mode :	802.11a
Transfer Rate :	6 Mbps
Operating Frequency :	6515 MHz
Channel No. :	113 Ch

Frequency	Measured Value	Duty Cycle	A.F+C.L- A.G+D.F	ANT. POL	Total	Limit	Margin	Measurement Type
[MHz]	[dB μ V]	Factor	[dB/m]	[H/V]	[dB μ V/m]	[dB μ V/m]	[dB]	
13030	42.02	0.00	12.01	V	54.03	88.23	34.20	PK
13030	30.65	0.29	12.01	V	42.95	68.23	25.28	AV
19545	49.93	0.00	4.75	V	54.68	73.98	19.30	PK
19545	36.95	0.29	4.75	V	41.99	53.98	11.99	AV
13030	41.72	0.00	12.01	H	53.73	88.23	34.50	PK
13030	30.51	0.29	12.01	H	42.81	68.23	25.42	AV
19545	49.78	0.00	4.75	H	54.53	73.98	19.45	PK
19545	36.76	0.29	4.75	H	41.80	53.98	12.18	AV

Band :	UNII 7
Operation Mode :	802.11a
Transfer Rate :	6 Mbps
Operating Frequency :	6535 MHz
Channel No. :	117 Ch

Frequency	Measured Value	Duty Cycle	A.F+C.L- A.G+D.F	ANT. POL	Total	Limit	Margin	Measurement Type
[MHz]	[dB μ V]	Factor	[dB/m]	[H/V]	[dB μ V/m]	[dB μ V/m]	[dB]	
13070	43.03	0.00	11.84	V	54.87	88.23	33.36	PK
13070	31.15	0.29	11.84	V	43.28	68.23	24.95	AV
19605	48.64	0.00	5.08	V	53.72	73.98	20.26	PK
19605	36.50	0.29	5.08	V	41.09	53.98	12.89	AV
13070	42.85	0.00	11.84	H	54.69	88.23	33.54	PK
13070	30.91	0.29	11.84	H	43.04	68.23	25.19	AV
19605	48.49	0.00	5.08	H	53.57	73.98	20.41	PK
19605	36.41	0.29	5.08	H	41.78	53.98	12.20	AV

Band :	UNII 7
Operation Mode :	802.11a
Transfer Rate :	6 Mbps
Operating Frequency :	6695 MHz
Channel No. :	149 Ch

Frequency	Measured Value	Duty Cycle	A.F+C.L- A.G+D.F	ANT. POL	Total	Limit	Margin	Measurement Type
[MHz]	[dB μ V]	Factor	[dB/m]	[H/V]	[dB μ V/m]	[dB μ V/m]	[dB]	
13390	42.12	0.00	12.49	V	54.61	73.98	19.37	PK
13390	29.55	0.29	12.49	V	42.33	53.98	11.65	AV
20085	45.58	0.00	7.36	V	52.94	73.98	21.04	PK
20085	34.31	0.29	7.36	V	41.96	53.98	12.02	AV
13390	41.95	0.00	12.49	H	54.44	73.98	19.54	PK
13390	29.41	0.29	12.49	H	42.19	53.98	11.79	AV
20085	45.32	0.00	7.36	H	52.68	73.98	21.30	PK
20085	33.97	0.29	7.36	H	41.62	53.98	12.36	AV

Band :	UNII 7
Operation Mode :	802.11a
Transfer Rate :	6 Mbps
Operating Frequency :	6855 MHz
Channel No. :	181 Ch

Frequency	Measured Value	Duty Cycle	A.F+C.L- A.G+D.F	ANT. POL	Total	Limit	Margin	Measurement Type
[MHz]	[dB μ V]	Factor	[dB/m]	[H/V]	[dB μ V/m]	[dB μ V/m]	[dB]	
13710	41.09	0.00	12.99	V	54.08	88.23	34.15	PK
13710	29.01	0.29	12.99	V	42.29	68.23	25.94	AV
20565	45.78	0.00	7.97	V	53.75	73.98	20.23	PK
20565	34.05	0.29	7.97	V	42.31	53.98	11.67	AV
13710	41.55	0.00	12.99	H	54.54	88.23	33.69	PK
13710	29.22	0.29	12.99	H	42.50	68.23	25.73	AV
20565	45.62	0.00	7.97	H	53.59	73.98	20.39	PK
20565	34.01	0.29	7.97	H	42.27	53.98	11.71	AV

Band :	UNII 8
Operation Mode :	802.11a
Transfer Rate :	6 Mbps
Operating Frequency :	6875 MHz
Channel No. :	185 Ch

Frequency	Measured Value	Duty Cycle	A.F+C.L- A.G+D.F	ANT. POL	Total	Limit	Margin	Measurement Type
[MHz]	[dB μ V]	Factor	[dB/m]	[H/V]	[dB μ V/m]	[dB μ V/m]	[dB]	
13750	41.26	0.00	12.87	V	54.13	88.23	34.10	PK
13750	29.15	0.29	12.87	V	42.31	68.23	25.92	AV
20625	46.57	0.00	8.11	V	54.68	73.98	19.30	PK
20625	34.21	0.29	8.11	V	42.61	53.98	11.37	AV
13750	41.59	0.00	12.87	H	54.46	88.23	33.77	PK
13750	29.35	0.29	12.87	H	42.51	68.23	25.72	AV
20625	46.33	0.00	8.11	H	54.44	73.98	19.54	PK
20625	34.16	0.29	8.11	H	42.56	53.98	11.42	AV

Band :	UNII 8
Operation Mode :	802.11a
Transfer Rate :	6 Mbps
Operating Frequency :	6995 MHz
Channel No. :	209 Ch

Frequency	Measured Value	Duty Cycle	A.F+C.L- A.G+D.F	ANT. POL	Total	Limit	Margin	Measurement Type
[MHz]	[dB μ V]	Factor	[dB/m]	[H/V]	[dB μ V/m]	[dB μ V/m]	[dB]	
13990	41.22	0.00	12.72	V	53.94	88.23	34.29	PK
13990	28.85	0.29	12.72	V	41.86	68.23	26.37	AV
20985	46.18	0.00	7.82	V	54.00	73.98	19.98	PK
20985	34.75	0.29	7.82	V	42.86	53.98	11.12	AV
13990	41.35	0.00	12.72	H	54.07	88.23	34.16	PK
13990	28.95	0.29	12.72	H	41.96	68.23	26.27	AV
20985	46.02	0.00	7.82	H	53.84	73.98	20.14	PK
20985	34.70	0.29	7.82	H	42.81	53.98	11.17	AV

Band :	UNII 8
Operation Mode :	802.11a
Transfer Rate :	6 Mbps
Operating Frequency :	7115 MHz
Channel No. :	233 Ch

Frequency	Measured Value	Duty Cycle	A.F+C.L- A.G+D.F	ANT. POL	Total	Limit	Margin	Measurement Type
[MHz]	[dB μ V]	Factor	[dB/m]	[H/V]	[dB μ V/m]	[dB μ V/m]	[dB]	
14230	41.09	0.00	13.64	V	54.73	88.23	33.50	PK
14230	28.62	0.29	13.64	V	42.55	68.23	25.68	AV
21345	47.08	0.00	7.05	V	54.13	73.98	19.85	PK
21345	35.55	0.29	7.05	V	42.89	53.98	11.09	AV
14230	40.95	0.00	13.64	H	54.59	88.23	33.64	PK
14230	28.59	0.29	13.64	H	42.52	68.23	25.71	AV
21345	46.95	0.00	7.05	H	54.00	73.98	19.98	PK
21345	35.49	0.29	7.05	H	42.83	53.98	11.15	AV

2) 802.11ax(HE20) 242T_RU 61

Band :	UNII 5
Operation Mode :	802.11ax(HE20)
Transfer MCS Index :	MCS0
Operating Frequency :	5935 MHz
Channel No. :	2 Ch

Frequency	Measured Value	Duty Cycle	A.F+C.L- A.G+D.F	ANT. POL	Total	Limit	Margin	Measurement Type
[MHz]	[dBμV]	Factor	[dB/m]	[H/V]	[dBμV/m]	[dBμV/m]	[dB]	
11870	42.88	0.00	8.69	V	51.57	73.98	22.41	PK
11870	31.02	0.07	8.69	V	39.78	53.98	14.20	AV
17805	40.51	0.00	16.72	V	57.23	73.98	16.75	PK
17805	27.71	0.07	16.72	V	44.50	53.98	9.48	AV
11870	43.26	0.00	8.69	H	51.95	73.98	22.03	PK
11870	31.15	0.07	8.69	H	39.91	53.98	14.07	AV
17805	40.62	0.00	16.72	H	57.34	73.98	16.64	PK
17805	27.85	0.07	16.72	H	44.64	53.98	9.34	AV

Band :	UNII 5
Operation Mode :	802.11ax(HE20)
Transfer MCS Index :	MCS0
Operating Frequency :	6175 MHz
Channel No. :	45 Ch

Frequency	Measured Value	Duty Cycle	A.F+C.L- A.G+D.F	ANT. POL	Total	Limit	Margin	Measurement Type
[MHz]	[dBμV]	Factor	[dB/m]	[H/V]	[dBμV/m]	[dBμV/m]	[dB]	
12350	43.82	0.00	9.53	V	53.35	73.98	20.63	PK
12350	30.77	0.07	9.53	V	40.37	53.98	13.61	AV
18525	52.73	0.00	1.33	V	54.06	73.98	19.92	PK
18525	40.67	0.07	1.33	V	42.07	53.98	11.91	AV
12350	43.59	0.00	9.53	H	53.12	73.98	20.86	PK
12350	30.51	0.07	9.53	H	40.11	53.98	13.87	AV
18525	52.55	0.00	1.33	H	53.88	73.98	20.10	PK
18525	40.51	0.07	1.33	H	41.91	53.98	12.07	AV

Band :	UNII 5
Operation Mode :	802.11ax(HE20)
Transfer MCS Index :	MCS0
Operating Frequency :	6415 MHz
Channel No. :	93 Ch

Frequency [MHz]	Measured Value [dB μ V]	Duty Cycle Factor	A.F+C.L- A.G+D.F [dB/m]	ANT. POL [H/V]	Total [dB μ V/m]	Limit [dB μ V/m]	Margin [dB]	Measurement Type
12830	43.73	0.00	10.85	V	54.58	88.23	33.65	PK
12830	31.53	0.07	10.85	V	42.45	68.23	25.78	AV
19245	50.65	0.00	2.80	V	53.45	73.98	20.53	PK
19245	38.17	0.07	2.80	V	41.04	53.98	12.94	AV
12830	43.22	0.00	10.85	H	54.07	88.23	34.16	PK
12830	31.41	0.07	10.85	H	42.33	68.23	25.90	AV
19245	50.52	0.00	2.80	H	53.32	73.98	20.66	PK
19245	38.15	0.07	2.80	H	41.02	53.98	12.96	AV

Band :	UNII 6
Operation Mode :	802.11ax(HE20)
Transfer MCS Index :	MCS0
Operating Frequency :	6435 MHz
Channel No. :	97 Ch

Frequency [MHz]	Measured Value [dB μ V]	Duty Cycle Factor	A.F+C.L- A.G+D.F [dB/m]	ANT. POL [H/V]	Total [dB μ V/m]	Limit [dB μ V/m]	Margin [dB]	Measurement Type
12870	43.70	0.00	11.45	V	55.15	88.23	33.08	PK
12870	31.30	0.07	11.45	V	42.82	68.23	25.41	AV
19305	50.14	0.00	3.36	V	53.50	73.98	20.48	PK
19305	37.98	0.07	3.36	V	41.41	53.98	12.57	AV
12870	43.12	0.00	11.45	H	54.57	88.23	33.66	PK
12870	31.22	0.07	11.45	H	42.74	68.23	25.49	AV
19305	50.02	0.00	3.36	H	53.38	73.98	20.60	PK
19305	37.77	0.07	3.36	H	41.20	53.98	12.78	AV

Band :	UNII 6
Operation Mode :	802.11ax(HE20)
Transfer MCS Index :	MCS0
Operating Frequency :	6475 MHz
Channel No. :	105 Ch

Frequency	Measured Value	Duty Cycle	A.F+C.L- A.G+D.F	ANT. POL	Total	Limit	Margin	Measurement Type
[MHz]	[dB μ V]	Factor	[dB/m]	[H/V]	[dB μ V/m]	[dB μ V/m]	[dB]	
12950	42.23	0.00	12.07	V	54.30	88.23	33.93	PK
12950	30.53	0.07	12.07	V	42.67	68.23	25.56	AV
19425	49.93	0.00	3.97	V	53.90	73.98	20.08	PK
19425	37.76	0.07	3.97	V	41.80	53.98	12.18	AV
12950	42.03	0.00	12.07	H	54.10	88.23	34.13	PK
12950	30.42	0.07	12.07	H	42.56	68.23	25.67	AV
19425	49.78	0.00	3.97	H	53.75	73.98	20.23	PK
19425	37.59	0.07	3.97	H	41.63	53.98	12.35	AV

Band :	UNII 6
Operation Mode :	802.11ax(HE20)
Transfer MCS Index :	MCS0
Operating Frequency :	6515 MHz
Channel No. :	113 Ch

Frequency	Measured Value	Duty Cycle	A.F+C.L- A.G+D.F	ANT. POL	Total	Limit	Margin	Measurement Type
[MHz]	[dB μ V]	Factor	[dB/m]	[H/V]	[dB μ V/m]	[dB μ V/m]	[dB]	
13030	42.92	0.00	12.01	V	54.93	88.23	33.30	PK
13030	31.01	0.07	12.01	V	43.09	68.23	25.14	AV
19545	49.89	0.00	4.75	V	54.64	73.98	19.34	PK
19545	36.92	0.07	4.75	V	41.74	53.98	12.24	AV
13030	42.62	0.00	12.01	H	54.63	88.23	33.60	PK
13030	30.95	0.07	12.01	H	43.03	68.23	25.20	AV
19545	49.22	0.00	4.75	H	53.97	73.98	20.01	PK
19545	36.85	0.07	4.75	H	41.67	53.98	12.31	AV

Band :	UNII 7
Operation Mode :	802.11ax(HE20)
Transfer MCS Index :	MCS0
Operating Frequency :	6535 MHz
Channel No. :	117 Ch

Frequency	Measured Value	Duty Cycle	A.F+C.L- A.G+D.F	ANT. POL	Total	Limit	Margin	Measurement Type
[MHz]	[dB μ V]	Factor	[dB/m]	[H/V]	[dB μ V/m]	[dB μ V/m]	[dB]	
13070	44.27	0.00	11.84	V	56.11	88.23	32.12	PK
13070	31.65	0.07	11.84	V	43.56	68.23	24.67	AV
19605	48.76	0.00	5.08	V	53.84	73.98	20.14	PK
19605	36.48	0.07	5.08	V	41.09	53.98	12.89	AV
13070	43.31	0.00	11.84	H	55.15	88.23	33.08	PK
13070	31.53	0.07	11.84	H	43.44	68.23	24.79	AV
19605	48.55	0.00	5.08	H	53.63	73.98	20.35	PK
19605	36.32	0.07	5.08	H	41.47	53.98	12.51	AV

Band :	UNII 7
Operation Mode :	802.11ax(HE20)
Transfer MCS Index :	MCS0
Operating Frequency :	6695 MHz
Channel No. :	149 Ch

Frequency	Measured Value	Duty Cycle	A.F+C.L- A.G+D.F	ANT. POL	Total	Limit	Margin	Measurement Type
[MHz]	[dB μ V]	Factor	[dB/m]	[H/V]	[dB μ V/m]	[dB μ V/m]	[dB]	
13390	41.70	0.00	12.49	V	54.19	73.98	19.79	PK
13390	29.07	0.07	12.49	V	41.63	53.98	12.35	AV
20085	45.71	0.00	7.36	V	53.07	73.98	20.91	PK
20085	34.01	0.07	7.36	V	41.44	53.98	12.54	AV
13390	41.42	0.00	12.49	H	53.91	73.98	20.07	PK
13390	28.95	0.07	12.49	H	41.51	53.98	12.47	AV
20085	45.70	0.00	7.36	H	53.06	73.98	20.92	PK
20085	33.95	0.07	7.36	H	41.38	53.98	12.60	AV

Band :	UNII 7
Operation Mode :	802.11ax(HE20)
Transfer MCS Index :	MCS0
Operating Frequency :	6855 MHz
Channel No. :	181 Ch

Frequency	Measured Value	Duty Cycle	A.F+C.L- A.G+D.F	ANT. POL	Total	Limit	Margin	Measurement Type
[MHz]	[dB μ V]	Factor	[dB/m]	[H/V]	[dB μ V/m]	[dB μ V/m]	[dB]	
13710	41.41	0.00	12.99	V	54.40	88.23	33.83	PK
13710	29.18	0.07	12.99	V	42.24	68.23	25.99	AV
20565	45.33	0.00	7.97	V	53.30	73.98	20.68	PK
20565	34.16	0.07	7.97	V	42.20	53.98	11.78	AV
13710	41.22	0.00	12.99	H	54.21	88.23	34.02	PK
13710	29.09	0.07	12.99	H	42.15	68.23	26.08	AV
20565	45.29	0.00	7.97	H	53.26	73.98	20.72	PK
20565	34.11	0.07	7.97	H	42.15	53.98	11.83	AV

Band :	UNII 8
Operation Mode :	802.11ax(HE20)
Transfer MCS Index :	MCS0
Operating Frequency :	6875 MHz
Channel No. :	185 Ch

Frequency	Measured Value	Duty Cycle	A.F+C.L- A.G+D.F	ANT. POL	Total	Limit	Margin	Measurement Type
[MHz]	[dB μ V]	Factor	[dB/m]	[H/V]	[dB μ V/m]	[dB μ V/m]	[dB]	
13750	41.33	0.00	12.87	V	54.20	88.23	34.03	PK
13750	29.31	0.07	12.87	V	42.25	68.23	25.98	AV
20625	46.44	0.00	8.11	V	54.55	73.98	19.43	PK
20625	34.10	0.07	8.11	V	42.28	53.98	11.70	AV
13750	41.12	0.00	12.87	H	53.99	88.23	34.24	PK
13750	29.22	0.07	12.87	H	42.16	68.23	26.07	AV
20625	46.12	0.00	8.11	H	54.23	73.98	19.75	PK
20625	34.04	0.07	8.11	H	42.22	53.98	11.76	AV

Band :	UNII 8
Operation Mode :	802.11ax(HE20)
Transfer MCS Index :	MCS0
Operating Frequency :	6995 MHz
Channel No. :	209 Ch

Frequency	Measured Value	Duty Cycle	A.F+C.L- A.G+D.F	ANT. POL	Total	Limit	Margin	Measurement Type
[MHz]	[dB μ V]	Factor	[dB/m]	[H/V]	[dB μ V/m]	[dB μ V/m]	[dB]	
13990	41.49	0.00	12.72	V	54.21	88.23	34.02	PK
13990	29.13	0.07	12.72	V	41.92	68.23	26.31	AV
20985	46.76	0.00	7.82	V	54.58	73.98	19.40	PK
20985	34.67	0.07	7.82	V	42.56	53.98	11.42	AV
13990	41.33	0.00	12.72	H	54.05	88.23	34.18	PK
13990	29.06	0.07	12.72	H	41.85	68.23	26.38	AV
20985	46.55	0.00	7.82	H	54.37	73.98	19.61	PK
20985	34.59	0.07	7.82	H	42.48	53.98	11.50	AV

Band :	UNII 8
Operation Mode :	802.11ax(HE20)
Transfer MCS Index :	MCS0
Operating Frequency :	7115 MHz
Channel No. :	233 Ch

Frequency	Measured Value	Duty Cycle	A.F+C.L- A.G+D.F	ANT. POL	Total	Limit	Margin	Measurement Type
[MHz]	[dB μ V]	Factor	[dB/m]	[H/V]	[dB μ V/m]	[dB μ V/m]	[dB]	
14230	41.23	0.00	13.64	V	54.87	88.23	33.36	PK
14230	28.83	0.07	13.64	V	42.54	68.23	25.69	AV
21345	46.89	0.00	7.05	V	53.94	73.98	20.04	PK
21345	35.51	0.07	7.05	V	42.63	53.98	11.35	AV
14230	41.02	0.00	13.64	H	54.66	88.23	33.57	PK
14230	28.76	0.07	13.64	H	42.47	68.23	25.76	AV
21345	46.71	0.00	7.05	H	53.76	73.98	20.22	PK
21345	35.44	0.07	7.05	H	42.56	53.98	11.42	AV

3) 802.11ax(HE40) 484T_RU 65

Band :	UNII 5
Operation Mode :	802.11ax(HE40)
Transfer MCS Index :	MCS0
Operating Frequency :	5965 MHz
Channel No. :	3 Ch

Frequency	Measured Value	Duty Cycle	A.F+C.L- A.G+D.F	ANT. POL	Total	Limit	Margin	Measurement Type
[MHz]	[dB μ V]	Factor	[dB/m]	[H/V]	[dB μ V/m]	[dB μ V/m]	[dB]	
11930	42.63	0.00	8.51	V	51.14	73.98	22.84	PK
11930	30.71	0.12	8.51	V	39.34	53.98	14.64	AV
17895	40.29	0.00	17.30	V	57.59	73.98	16.39	PK
17895	28.01	0.12	17.30	V	45.43	53.98	8.55	AV
11930	42.88	0.00	8.51	H	51.39	73.98	22.59	PK
11930	30.81	0.12	8.51	H	39.44	53.98	14.54	AV
17895	40.48	0.00	17.30	H	57.78	73.98	16.20	PK
17895	28.49	0.12	17.30	H	45.91	53.98	8.07	AV

Band :	UNII 5
Operation Mode :	802.11ax(HE40)
Transfer MCS Index :	MCS0
Operating Frequency :	6165 MHz
Channel No. :	43 Ch

Frequency	Measured Value	Duty Cycle	A.F+C.L- A.G+D.F	ANT. POL	Total	Limit	Margin	Measurement Type
[MHz]	[dB μ V]	Factor	[dB/m]	[H/V]	[dB μ V/m]	[dB μ V/m]	[dB]	
12330	43.28	0.00	9.46	V	52.74	73.98	21.24	PK
12330	30.84	0.12	9.46	V	40.42	53.98	13.56	AV
18495	52.48	0.00	1.44	V	53.92	73.98	20.06	PK
18495	40.92	0.12	1.44	V	42.48	53.98	11.50	AV
12330	43.02	0.00	9.46	H	52.48	73.98	21.50	PK
12330	30.62	0.12	9.46	H	40.20	53.98	13.78	AV
18495	52.32	0.00	1.44	H	53.76	73.98	20.22	PK
18495	40.88	0.12	1.44	H	42.44	53.98	11.54	AV

Band :	UNII 5
Operation Mode :	802.11ax(HE40)
Transfer MCS Index :	MCS0
Operating Frequency :	6405 MHz
Channel No. :	91 Ch

Frequency	Measured Value	Duty Cycle	A.F+C.L- A.G+D.F	ANT. POL	Total	Limit	Margin	Measurement Type
[MHz]	[dBμV]	Factor	[dB/m]	[H/V]	[dBμV/m]	[dBμV/m]	[dB]	
12810	43.74	0.00	10.60	V	54.34	88.23	33.89	PK
12810	31.33	0.12	10.60	V	42.05	68.23	26.18	AV
19215	50.61	0.00	2.58	V	53.19	73.98	20.79	PK
19215	38.69	0.12	2.58	V	41.39	53.98	12.59	AV
12810	43.51	0.00	10.60	H	54.11	88.23	34.12	PK
12810	31.23	0.12	10.60	H	41.95	68.23	26.28	AV
19215	50.49	0.00	2.58	H	53.07	73.98	20.91	PK
19215	38.61	0.12	2.58	H	41.31	53.98	12.67	AV

4) 802.11ax(HE80) 996T_RU 67

Band :	UNII 5
Operation Mode :	802.11ax(HE80)
Transfer MCS Index :	MCS0
Operating Frequency :	5985 MHz
Channel No. :	7 Ch

Frequency	Measured Value	Duty Cycle	A.F+C.L-A.G+D.F	ANT. POL	Total	Limit	Margin	Measurement Type
[MHz]	[dB μ V]	Factor	[dB/m]	[H/V]	[dB μ V/m]	[dB μ V/m]	[dB]	
11970	43.05	0.00	8.69	V	51.74	73.98	22.24	PK
11970	30.71	0.13	8.69	V	39.53	53.98	14.45	AV
17955	40.55	0.00	17.34	V	57.89	73.98	16.09	PK
17955	27.90	0.13	17.34	V	45.37	53.98	8.61	AV
11970	43.25	0.00	8.69	H	51.94	73.98	22.04	PK
11970	30.82	0.13	8.69	H	39.64	53.98	14.34	AV
17955	40.60	0.00	17.34	H	57.94	73.98	16.04	PK
17955	27.99	0.13	17.34	H	45.46	53.98	8.52	AV

Band :	UNII 5
Operation Mode :	802.11ax(HE80)
Transfer MCS Index :	MCS0
Operating Frequency :	6145 MHz
Channel No. :	39 Ch

Frequency	Measured Value	Duty Cycle	A.F+C.L-A.G+D.F	ANT. POL	Total	Limit	Margin	Measurement Type
[MHz]	[dB μ V]	Factor	[dB/m]	[H/V]	[dB μ V/m]	[dB μ V/m]	[dB]	
12290	42.95	0.00	9.21	V	52.16	73.98	21.82	PK
12290	30.88	0.13	9.21	V	40.22	53.98	13.76	AV
18435	52.97	0.00	1.34	V	54.31	73.98	19.67	PK
18435	40.98	0.13	1.34	V	42.45	53.98	11.53	AV
12290	42.77	0.00	9.21	H	51.98	73.98	22.00	PK
12290	30.71	0.13	9.21	H	40.05	53.98	13.93	AV
18435	52.86	0.00	1.34	H	54.20	73.98	19.78	PK
18435	40.88	0.13	1.34	H	42.35	53.98	11.63	AV

Band :	UNII 5
Operation Mode :	802.11ax(HE80)
Transfer MCS Index :	MCS0
Operating Frequency :	6385 MHz
Channel No. :	87 Ch

Frequency	Measured Value	Duty Cycle	A.F+C.L- A.G+D.F	ANT. POL	Total	Limit	Margin	Measurement Type
[MHz]	[dBμV]	Factor	[dB/m]	[H/V]	[dBμV/m]	[dBμV/m]	[dB]	
12770	42.65	0.00	10.44	V	53.09	88.23	35.14	PK
12770	30.46	0.13	10.44	V	41.03	68.23	27.20	AV
19155	51.00	0.00	2.13	V	53.13	73.98	20.85	PK
19155	39.35	0.13	2.13	V	41.61	53.98	12.37	AV
12770	42.51	0.00	10.44	H	52.95	88.23	35.28	PK
12770	30.38	0.13	10.44	H	40.95	68.23	27.28	AV
19155	50.80	0.00	2.13	H	52.93	73.98	21.05	PK
19155	39.27	0.13	2.13	H	41.53	53.98	12.45	AV

5) 802.11ax(HE160) 2x996 Tone_RU 68

Band :	UNII 5
Operation Mode :	802.11ax(HE160)
Transfer MCS Index :	MCS0
Operating Frequency :	6025 MHz
Channel No. :	15 Ch

Frequency	Measured Value	Duty Cycle	A.F+C.L-A.G+D.F	ANT. POL	Total	Limit	Margin	Measurement Type
[MHz]	[dB μ V]	Factor	[dB/m]	[H/V]	[dB μ V/m]	[dB μ V/m]	[dB]	
12050	42.05	0.00	9.01	V	51.06	73.98	22.92	PK
12050	30.33	0.12	9.01	V	39.46	53.98	14.52	AV
18075	50.12	0.00	2.62	V	52.74	73.98	21.24	PK
18075	38.76	0.12	2.62	V	41.50	53.98	12.48	AV
12050	42.25	0.00	9.01	H	51.26	73.98	22.72	PK
12050	30.69	0.12	9.01	H	39.82	53.98	14.16	AV
18075	50.32	0.00	2.62	H	52.94	73.98	21.04	PK
18075	38.85	0.12	2.62	H	41.59	53.98	12.39	AV

Band :	UNII 5
Operation Mode :	802.11ax(HE160)
Transfer MCS Index :	MCS0
Operating Frequency :	6185 MHz
Channel No. :	47 Ch

Frequency	Measured Value	Duty Cycle	A.F+C.L-A.G+D.F	ANT. POL	Total	Limit	Margin	Measurement Type
[MHz]	[dB μ V]	Factor	[dB/m]	[H/V]	[dB μ V/m]	[dB μ V/m]	[dB]	
12370	43.46	0.00	9.45	V	52.91	73.98	21.07	PK
12370	31.25	0.12	9.45	V	40.82	53.98	13.16	AV
18555	52.34	0.00	0.93	V	53.27	73.98	20.71	PK
18555	40.82	0.12	0.93	V	41.87	53.98	12.11	AV
12370	43.02	0.00	9.45	H	52.47	73.98	21.51	PK
12370	31.11	0.12	9.45	H	40.68	53.98	13.30	AV
18555	52.11	0.00	0.93	H	53.04	73.98	20.94	PK
18555	40.77	0.12	0.93	H	41.82	53.98	12.16	AV

Band :	UNII 5
Operation Mode :	802.11ax(HE160)
Transfer MCS Index :	MCS0
Operating Frequency :	6345 MHz
Channel No. :	79 Ch

Frequency	Measured Value	Duty Cycle	A.F+C.L- A.G+D.F	ANT. POL	Total	Limit	Margin	Measurement Type
[MHz]	[dB μ V]	Factor	[dB/m]	[H/V]	[dB μ V/m]	[dB μ V/m]	[dB]	
12690	43.77	0.00	9.66	V	53.43	73.98	20.55	PK
12690	30.95	0.12	9.66	V	40.73	53.98	13.25	AV
19035	52.85	0.00	1.31	V	54.16	73.98	19.82	PK
19035	40.96	0.12	1.31	V	42.39	53.98	11.59	AV
12690	43.51	0.00	9.66	H	53.17	73.98	20.81	PK
12690	30.88	0.12	9.66	H	40.66	53.98	13.32	AV
19035	52.55	0.00	1.31	H	53.86	73.98	20.12	PK
19035	40.88	0.12	1.31	H	42.31	53.98	11.67	AV

Note:

All Modes of operation were investigated and the worst case configuration results are reported. In order to simplify the report, We only have attached RSE result of worst case.

[RSDB]

Scenario 3

Dual Bluetooth DH5_Ch.78 + Ant All(MIMO) 6 GHz 802.11ax(HE40)_Ch.3_484T_RU65

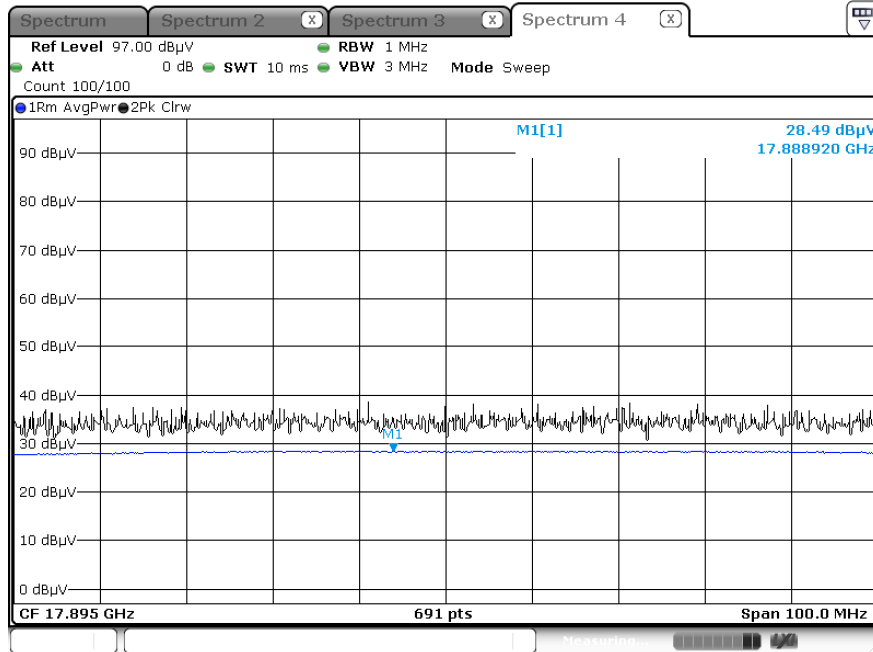
Frequency	Measured Value	Duty Cycle	A.F+C.L- A.G+D.F	ANT. POL	Total	Limit	Margin	Measurement Type
[MHz]	[dB μ V]	Factor	[dB/m]	[H/V]	[dB μ V/m]	[dB μ V/m]	[dB]	
11930	43.29	0.00	8.51	V	51.80	73.98	22.18	PK
11930	31.38	0.12	8.51	V	40.01	53.98	13.97	AV
17895	40.12	0.00	17.30	V	57.42	73.98	16.56	PK
17895	28.32	0.12	17.30	V	45.74	53.98	8.24	AV
11930	43.05	0.00	8.51	H	51.56	73.98	22.42	PK
11930	31.22	0.12	8.51	H	39.85	53.98	14.13	AV
17895	40.37	0.00	17.30	H	57.67	73.98	16.31	PK
17895	28.45	0.12	17.30	H	45.87	53.98	8.11	AV

Note : BT RSDB Data refer to [BT] Test Report

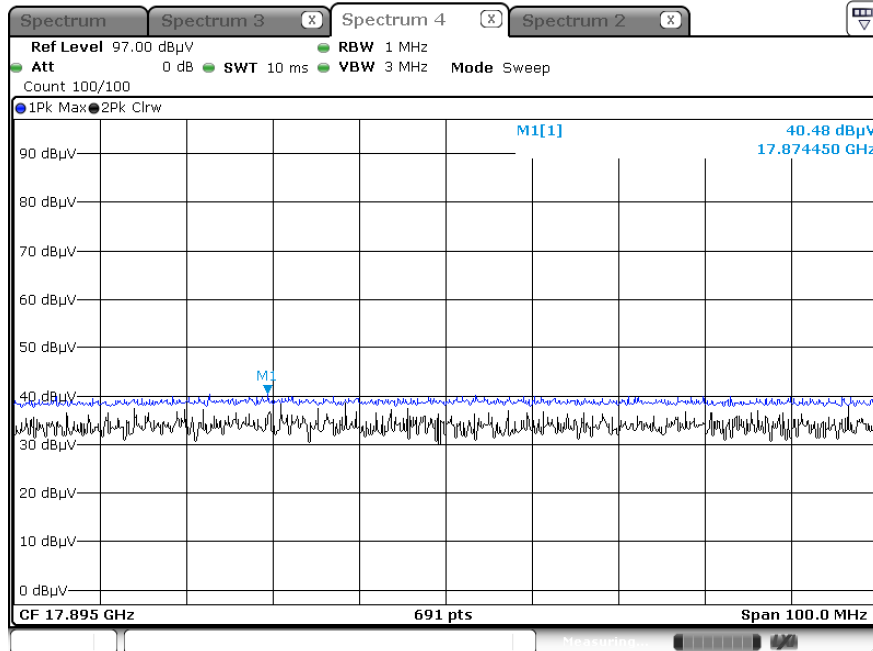
Test Plots

[MIMO_CDD(Ant1+Ant2)]

Average result (802.11ax(HE40), Ch.3 3rd Harmonic, Z-H, 484T, RU65)



Peak result (802.11ax(HE40), Ch.3 3rd Harmonic, Z-H, 484T, RU65)



Note:

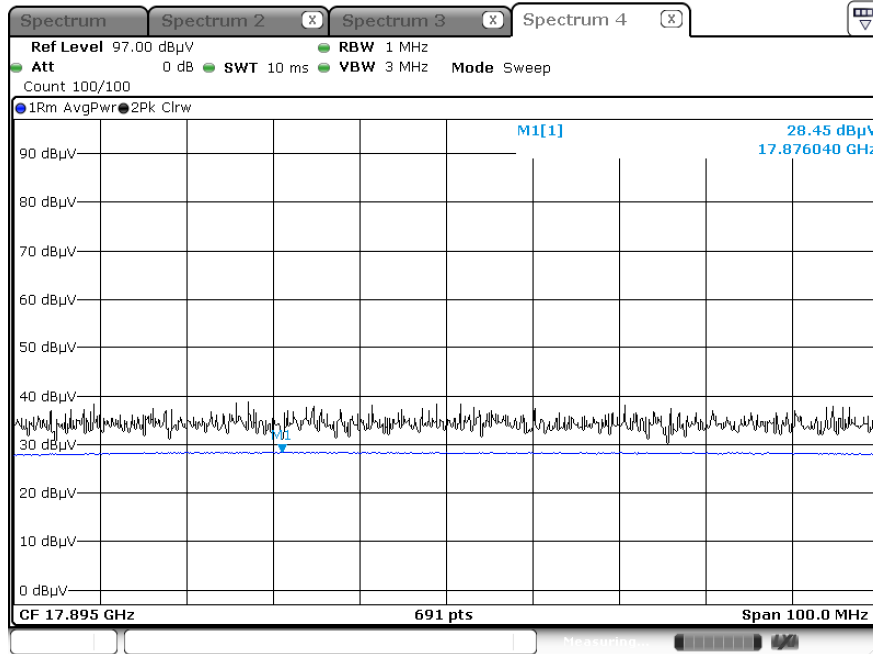
Only the worst case plots for Radiated Spurious Emissions.

[RSDB]

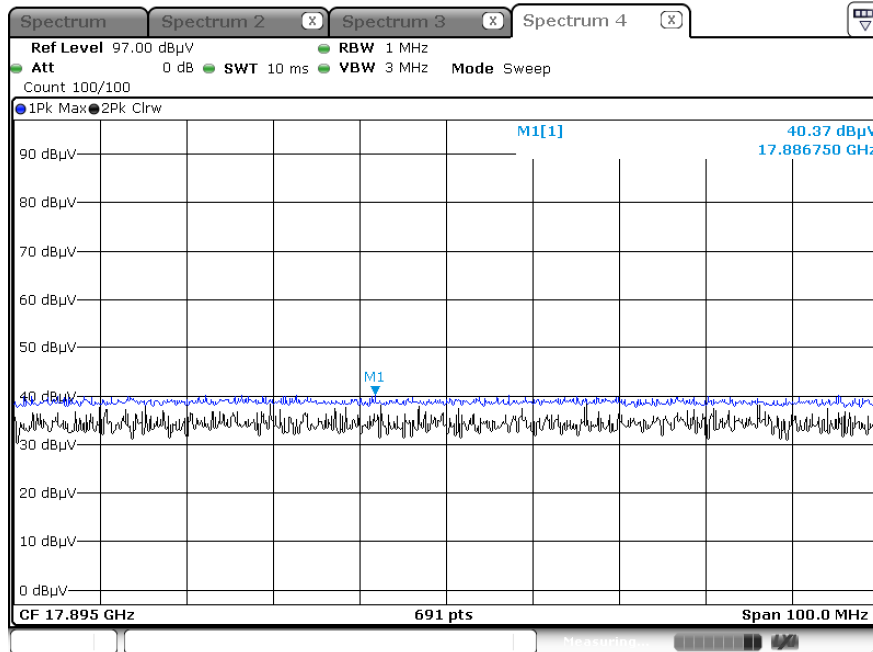
Scenario 3

Dual Bluetooth DH5_Ch.78 + Ant All(MIMO) 6 GHz 802.11ax(HE40)_Ch.3_484T_RU65

Radiated Spurious Emissions plot – Average Result (Spurious Emissions, 3rd, X-H)



Radiated Spurious Emissions plot – Peak Result (Spurious Emissions, 3rd, X-H)



Note: Only the worst case plots for Radiated Spurious Emissions.

10.13 RADIATED RESTRICTED BAND EDGE
[MIMO_CDD(Ant1+Ant2)]
1) 802.11a

Band :	UNII 5
Operation Mode :	802.11a
Transfer Rate :	6 Mbps
Operating Frequency :	5935 MHz
Channel No. :	2 Ch

Frequency	Measured Value	Duty Cycle	A.F+C.L+D.F- A.G+ATT	ANT. POL	Total	Limit	Margin	Measurement Type
[MHz]	[dB μ V]	Factor	[dB/m]	[H/V]	[dB μ V/m]	[dB μ V/m]	[dB]	
#5924.5	65.79	0.00	10.61	H	76.40	88.23	11.83	PK
#5924.5	46.74	0.29	10.61	H	57.64	68.23	10.59	AV
#5923.5	57.23	0.00	10.61	H	67.84	88.23	20.39	PK
#5923.5	54.13	0.29	10.61	H	65.03	68.23	3.20	AV
5460 - 5923	61.06	0.00	10.61	H	71.67	88.23	16.56	PK
5460 - 5923	44.25	0.29	10.61	H	55.15	68.23	13.08	AV
5350 - 5460	40.52	0.00	9.03	H	49.55	73.98	24.43	PK
5350 - 5460	28.64	0.29	9.03	H	37.96	53.98	16.02	AV
#5924.5	65.03	0.00	10.61	V	75.64	88.23	12.59	PK
#5924.5	45.89	0.29	10.61	V	56.79	68.23	11.44	AV
#5923.5	56.51	0.00	10.61	V	67.12	88.23	21.11	PK
#5923.5	53.62	0.29	10.61	V	64.52	68.23	3.71	AV
5460 - 5923	60.69	0.00	10.61	V	71.30	88.23	16.93	PK
5460 - 5923	43.85	0.29	10.61	V	54.75	68.23	13.48	AV
5350 - 5460	40.49	0.00	9.03	V	49.52	73.98	24.46	PK
5350 - 5460	26.55	0.29	9.03	V	35.87	53.98	18.11	AV

Note : # integration method Used (KDB 789033 D02 v02r01 Section 3) d) (ii)

Band :	UNII 8
Operation Mode :	802.11a
Transfer Rate :	6 Mbps
Operating Frequency :	7115 MHz
Channel No. :	233 Ch

Frequency [MHz]	Measured Value [dBμV]	Duty Cycle Factor	A.F+C.L+D.F- A.G+ATT [dB/m]	ANT. POL [H/V]	Total [dBμV/m]	Limit [dBμV/m]	Margin [dB]	Measurement Type
#7125.5	61.52	0.00	14.51	H	76.03	88.23	12.20	PK
#7125.5	49.06	0.29	14.51	H	63.86	68.23	4.37	AV
#7126.5	52.89	0.00	14.51	H	67.40	88.23	20.83	PK
#7126.5	40.87	0.29	14.51	H	55.67	68.23	12.56	AV
7127 - 7250	55.83	0.00	15.06	H	70.89	88.23	17.34	PK
7127 - 7250	38.05	0.29	15.06	H	53.40	68.23	14.83	AV
7250 - 7750	37.88	0.00	15.13	H	53.01	73.98	20.97	PK
7250 - 7750	26.33	0.29	15.13	H	41.75	53.98	12.23	AV
#7125.5	61.02	0.00	14.51	V	75.53	88.23	12.70	PK
#7125.5	48.62	0.29	14.51	V	63.42	68.23	4.81	AV
#7126.5	52.12	0.00	14.51	V	66.63	88.23	21.60	PK
#7126.5	40.12	0.29	14.51	V	54.92	68.23	13.31	AV
7127 - 7250	55.41	0.00	15.06	V	70.47	88.23	17.76	PK
7127 - 7250	37.50	0.29	15.06	V	52.85	68.23	15.38	AV
7250 - 7750	37.51	0.00	15.13	V	52.64	73.98	21.34	PK
7250 - 7750	26.12	0.29	15.13	V	41.54	53.98	12.44	AV

Note : # integration method Used (KDB 789033 D02 v02r01 Section 3) d) (ii)

2) 802.11ax(HE20) 26 Tone

Band :	UNII 5
Operation Mode :	802.11ax(HE20)
Transfer Rate :	MCS0
Operating Frequency :	5935 MHz
Channel No. :	2 Ch
RU Offset :	0

Frequency [MHz]	Measured Value [dB μ V]	Duty Cycle Factor	A.F+C.L+D.F- A.G+ATT [dB/m]	ANT. POL [H/V]	Total [dB μ V/m]	Limit [dB μ V/m]	Margin [dB]	Measurement Type
#5924.5	65.12	0.00	10.61	H	75.73	88.23	12.50	PK
#5924.5	52.89	0.02	10.61	H	63.52	68.23	4.71	AV
#5923.5	55.32	0.00	10.61	H	65.93	88.23	22.30	PK
#5923.5	42.67	0.02	10.61	H	53.30	68.23	14.93	AV
5460 - 5923	63.04	0.00	10.61	H	73.65	88.23	14.58	PK
5460 - 5923	39.88	0.02	10.61	H	50.51	68.23	17.72	AV
5350 - 5460	40.73	0.00	9.03	H	49.76	73.98	24.22	PK
5350 - 5460	28.61	0.02	9.03	H	37.66	53.98	16.32	AV
#5924.5	64.32	0.00	10.61	V	74.93	88.23	13.30	PK
#5924.5	51.95	0.02	10.61	V	62.58	68.23	5.65	AV
#5923.5	54.74	0.00	10.61	V	65.35	88.23	22.88	PK
#5923.5	41.85	0.02	10.61	V	52.48	68.23	15.75	AV
5460 - 5923	62.55	0.00	10.61	V	73.16	88.23	15.07	PK
5460 - 5923	39.01	0.02	10.61	V	49.64	68.23	18.59	AV
5350 - 5460	40.55	0.00	9.03	V	49.58	73.98	24.40	PK
5350 - 5460	26.55	0.02	9.03	V	35.60	53.98	18.38	AV

Note : # integration method Used (KDB 789033 D02 v02r01 Section 3) d) (ii)

Band :	UNII 8
Operation Mode :	802.11ax(HE20)
Transfer Rate :	MCS0
Operating Frequency :	7115 MHz
Channel No. :	233 Ch
RU Offset :	8

Frequency	Measured Value	Duty Cycle	A.F+C.L+D.F- A.G+ATT	ANT. POL	Total	Limit	Margin	Measurement Type
[MHz]	[dB μ V]	Factor	[dB/m]	[H/V]	[dB μ V/m]	[dB μ V/m]	[dB]	
#7125.5	62.98	0.00	14.51	H	77.49	88.23	10.74	PK
#7125.5	50.69	0.02	14.51	H	65.22	68.23	3.01	AV
#7126.5	53.19	0.00	14.51	H	67.70	88.23	20.53	PK
#7126.5	40.49	0.02	14.51	H	55.02	68.23	13.21	AV
7127 - 7250	60.64	0.00	15.06	H	75.70	88.23	12.53	PK
7127 - 7250	37.10	0.02	15.06	H	52.18	68.23	16.05	AV
7250 - 7750	37.93	0.00	15.13	H	53.06	73.98	20.92	PK
7250 - 7750	26.42	0.02	15.13	H	41.57	53.98	12.41	AV
#7125.5	61.46	0.00	14.51	V	75.97	88.23	12.26	PK
#7125.5	49.67	0.02	14.51	V	64.20	68.23	4.03	AV
#7126.5	51.38	0.00	14.51	V	65.89	88.23	22.34	PK
#7126.5	39.37	0.02	14.51	V	53.90	68.23	14.33	AV
7127 - 7250	58.80	0.00	15.06	V	73.86	88.23	14.37	PK
7127 - 7250	36.92	0.02	15.06	V	52.00	68.23	16.23	AV
7250 - 7750	37.87	0.00	15.13	V	53.00	73.98	20.98	PK
7250 - 7750	26.35	0.02	15.13	V	41.50	53.98	12.48	AV

Note : # integration method Used (KDB 789033 D02 v02r01 Section 3) d) (ii)

3) 802.11ax(HE20) 52 Tone

Band :	UNII 5
Operation Mode :	802.11ax(HE20)
Transfer Rate :	MCS0
Operating Frequency :	5935 MHz
Channel No. :	2 Ch
RU Offset :	37

Frequency	Measured Value	Duty Cycle	A.F+C.L+D.F- A.G+ATT	ANT. POL	Total	Limit	Margin	Measurement Type
[MHz]	[dB μ V]	Factor	[dB/m]	[H/V]	[dB μ V/m]	[dB μ V/m]	[dB]	
#5924.5	66.26	0.00	10.61	H	76.87	88.23	11.36	PK
#5924.5	54.71	0.02	10.61	H	65.34	68.23	2.89	AV
#5923.5	56.58	0.00	10.61	H	67.19	88.23	21.04	PK
#5923.5	44.77	0.02	10.61	H	55.40	68.23	12.83	AV
5460 - 5923	63.84	0.00	10.61	H	74.45	88.23	13.78	PK
5460 - 5923	41.73	0.02	10.61	H	52.36	68.23	15.87	AV
5350 - 5460	40.56	0.00	9.03	H	49.59	73.98	24.39	PK
5350 - 5460	28.70	0.02	9.03	H	37.75	53.98	16.23	AV
#5924.5	65.85	0.00	10.61	V	76.46	88.23	11.77	PK
#5924.5	54.02	0.02	10.61	V	64.65	68.23	3.58	AV
#5923.5	55.85	0.00	10.61	V	66.46	88.23	21.77	PK
#5923.5	44.03	0.02	10.61	V	54.66	68.23	13.57	AV
5460 - 5923	63.19	0.00	10.61	V	73.80	88.23	14.43	PK
5460 - 5923	41.12	0.02	10.61	V	51.75	68.23	16.48	AV
5350 - 5460	40.44	0.00	9.03	V	49.47	73.98	24.51	PK
5350 - 5460	28.51	0.02	9.03	V	37.56	53.98	16.42	AV

Note : # integration method Used (KDB 789033 D02 v02r01 Section 3) d) (ii)

Band :	UNII 8
Operation Mode :	802.11ax(HE20)
Transfer Rate :	MCS0
Operating Frequency :	7115 MHz
Channel No. :	233 Ch
RU Offset :	40

Frequency	Measured Value	Duty Cycle	A.F+C.L+D.F- A.G+ATT	ANT. POL	Total	Limit	Margin	Measurement Type
[MHz]	[dB μ V]	Factor	[dB/m]	[H/V]	[dB μ V/m]	[dB μ V/m]	[dB]	
#7125.5	62.25	0.00	14.51	H	76.76	88.23	11.47	PK
#7125.5	50.53	0.02	14.51	H	65.06	68.23	3.17	AV
#7126.5	52.99	0.00	14.51	H	67.50	88.23	20.73	PK
#7126.5	40.97	0.02	14.51	H	55.50	68.23	12.73	AV
7127 - 7250	59.76	0.00	15.06	H	74.82	88.23	13.41	PK
7127 - 7250	38.23	0.02	15.06	H	53.31	68.23	14.92	AV
7250 - 7750	38.40	0.00	15.13	H	53.53	73.98	20.45	PK
7250 - 7750	26.34	0.02	15.13	H	41.49	53.98	12.49	AV
#7125.5	61.94	0.00	14.51	V	76.45	88.23	11.78	PK
#7125.5	49.36	0.02	14.51	V	63.89	68.23	4.34	AV
#7126.5	52.36	0.00	14.51	V	66.87	88.23	21.36	PK
#7126.5	39.41	0.02	14.51	V	53.94	68.23	14.29	AV
7127 - 7250	58.67	0.00	15.06	V	73.73	88.23	14.50	PK
7127 - 7250	37.01	0.02	15.06	V	52.09	68.23	16.14	AV
7250 - 7750	38.20	0.00	15.13	V	53.33	73.98	20.65	PK
7250 - 7750	26.25	0.02	15.13	V	41.40	53.98	12.58	AV

Note : # integration method Used (KDB 789033 D02 v02r01 Section 3) d) (ii)

4) 802.11ax(HE20) 106 Tone

Band :	UNII 5
Operation Mode :	802.11ax(HE20)
Transfer Rate :	MCS0
Operating Frequency :	5935 MHz
Channel No. :	2 Ch
RU Offset :	53

Frequency	Measured Value	Duty Cycle	A.F+C.L+D.F-A.G+ATT	ANT. POL	Total	Limit	Margin	Measurement Type
[MHz]	[dB μ V]	Factor	[dB/m]	[H/V]	[dB μ V/m]	[dB μ V/m]	[dB]	
#5924.5	67.02	0.00	10.61	H	77.63	88.23	10.60	PK
#5924.5	54.72	0.03	10.61	H	65.36	68.23	2.87	AV
#5923.5	57.37	0.00	10.61	H	67.98	88.23	20.25	PK
#5923.5	44.46	0.03	10.61	H	55.10	68.23	13.13	AV
5460 - 5923	65.37	0.00	10.61	H	75.98	88.23	12.25	PK
5460 - 5923	42.27	0.03	10.61	H	52.91	68.23	15.32	AV
5350 - 5460	40.70	0.00	9.03	H	49.73	73.98	24.25	PK
5350 - 5460	28.69	0.03	9.03	H	37.75	53.98	16.23	AV
#5924.5	66.41	0.00	10.61	V	77.02	88.23	11.21	PK
#5924.5	53.95	0.03	10.61	V	64.59	68.23	3.64	AV
#5923.5	56.59	0.00	10.61	V	67.20	88.23	21.03	PK
#5923.5	43.85	0.03	10.61	V	54.49	68.23	13.74	AV
5460 - 5923	64.62	0.00	10.61	V	75.23	88.23	13.00	PK
5460 - 5923	41.85	0.03	10.61	V	52.49	68.23	15.74	AV
5350 - 5460	40.32	0.00	9.03	V	49.35	73.98	24.63	PK
5350 - 5460	28.55	0.03	9.03	V	37.61	53.98	16.37	AV

Note : # integration method Used (KDB 789033 D02 v02r01 Section 3) d) (ii)

Band :	UNII 8
Operation Mode :	802.11ax(HE20)
Transfer Rate :	MCS0
Operating Frequency :	7115 MHz
Channel No. :	233 Ch
RU Offset :	54

Frequency	Measured Value	Duty Cycle	A.F+C.L+D.F- A.G+ATT	ANT. POL	Total	Limit	Margin	Measurement Type
[MHz]	[dBμV]	Factor	[dB/m]	[H/V]	[dBμV/m]	[dBμV/m]	[dB]	
#7125.5	62.99	0.00	14.51	H	77.50	88.23	10.73	PK
#7125.5	49.85	0.03	14.51	H	64.39	68.23	3.84	AV
#7126.5	52.85	0.00	14.51	H	67.36	88.23	20.87	PK
#7126.5	40.12	0.03	14.51	H	54.66	68.23	13.57	AV
7127 - 7250	58.84	0.00	15.06	H	73.90	88.23	14.33	PK
7127 - 7250	36.50	0.03	15.06	H	51.59	68.23	16.64	AV
7250 - 7750	38.29	0.00	15.13	H	53.42	73.98	20.56	PK
7250 - 7750	26.18	0.03	15.13	H	41.34	53.98	12.64	AV
#7125.5	62.02	0.00	14.51	V	76.53	88.23	11.70	PK
#7125.5	48.85	0.03	14.51	V	63.39	68.23	4.84	AV
#7126.5	52.12	0.00	14.51	V	66.63	88.23	21.60	PK
#7126.5	39.12	0.03	14.51	V	53.66	68.23	14.57	AV
7127 - 7250	58.22	0.00	15.06	V	73.28	88.23	14.95	PK
7127 - 7250	36.01	0.03	15.06	V	51.10	68.23	17.13	AV
7250 - 7750	38.12	0.00	15.13	V	53.25	73.98	20.73	PK
7250 - 7750	26.05	0.03	15.13	V	41.21	53.98	12.77	AV

Note : # integration method Used (KDB 789033 D02 v02r01 Section 3) d) (ii)

5) 802.11ax(HE20) 242 Tone

Band :	UNII 5
Operation Mode :	802.11ax(HE20)
Transfer Rate :	MCS0
Operating Frequency :	5935 MHz
Channel No. :	2 Ch
RU Offset :	61

Frequency	Measured Value	Duty Cycle	A.F+C.L+D.F-A.G+ATT	ANT. POL	Total	Limit	Margin	Measurement Type
[MHz]	[dB μ V]	Factor	[dB/m]	[H/V]	[dB μ V/m]	[dB μ V/m]	[dB]	
#5924.5	65.75	0.00	10.61	H	76.36	88.23	11.87	PK
#5924.5	54.41	0.07	10.61	H	65.09	68.23	3.14	AV
#5923.5	55.55	0.00	10.61	H	66.16	88.23	22.07	PK
#5923.5	44.26	0.07	10.61	H	54.94	68.23	13.29	AV
5460 - 5923	62.71	0.00	10.61	H	73.32	88.23	14.91	PK
5460 - 5923	41.25	0.07	10.61	H	51.93	68.23	16.30	AV
5350 - 5460	41.09	0.00	9.03	H	50.12	73.98	23.86	PK
5350 - 5460	28.59	0.07	9.03	H	37.69	53.98	16.29	AV
#5924.5	64.85	0.00	10.61	V	75.46	88.23	12.77	PK
#5924.5	53.88	0.07	10.61	V	64.56	68.23	3.67	AV
#5923.5	54.85	0.00	10.61	V	65.46	88.23	22.77	PK
#5923.5	43.54	0.07	10.61	V	54.22	68.23	14.01	AV
5460 - 5923	62.12	0.00	10.61	V	72.73	88.23	15.50	PK
5460 - 5923	40.88	0.07	10.61	V	51.56	68.23	16.67	AV
5350 - 5460	40.95	0.00	9.03	V	49.98	73.98	24.00	PK
5350 - 5460	28.12	0.07	9.03	V	37.22	53.98	16.76	AV

Note : # integration method Used (KDB 789033 D02 v02r01 Section 3) d) (ii)

Band :	UNII 8
Operation Mode :	802.11ax(HE20)
Transfer Rate :	MCS0
Operating Frequency :	7115 MHz
Channel No. :	233 Ch
RU Offset :	61

Frequency	Measured Value	Duty Cycle	A.F+C.L+D.F- A.G+ATT	ANT. POL	Total	Limit	Margin	Measurement Type
[MHz]	[dB μ V]	Factor	[dB/m]	[H/V]	[dB μ V/m]	[dB μ V/m]	[dB]	
#7125.5	60.33	0.00	14.51	H	74.84	88.23	13.39	PK
#7125.5	47.33	0.07	14.51	H	61.91	68.23	6.32	AV
#7126.5	50.88	0.00	14.51	H	65.39	88.23	22.84	PK
#7126.5	37.99	0.07	14.51	H	52.57	68.23	15.66	AV
7127 - 7250	55.39	0.00	15.06	H	70.45	88.23	17.78	PK
7127 - 7250	35.01	0.07	15.06	H	50.14	68.23	18.09	AV
7250 - 7750	37.39	0.00	15.13	H	52.52	73.98	21.46	PK
7250 - 7750	26.20	0.07	15.13	H	41.40	53.98	12.58	AV
#7125.5	60.02	0.00	14.51	V	74.53	88.23	13.70	PK
#7125.5	46.95	0.07	14.51	V	61.53	68.23	6.70	AV
#7126.5	50.32	0.00	14.51	V	64.83	88.23	23.40	PK
#7126.5	37.51	0.07	14.51	V	52.09	68.23	16.14	AV
7127 - 7250	55.12	0.00	15.06	V	70.18	88.23	18.05	PK
7127 - 7250	34.85	0.07	15.06	V	49.98	68.23	18.25	AV
7250 - 7750	37.19	0.00	15.13	V	52.32	73.98	21.66	PK
7250 - 7750	26.05	0.07	15.13	V	41.25	53.98	12.73	AV

Note : # integration method Used (KDB 789033 D02 v02r01 Section 3) d) (ii)

6) 802.11ax(HE20) SU

Band :	UNII 5
Operation Mode :	802.11ax(HE20)
Transfer Rate :	MCS0
Operating Frequency :	5935 MHz
Channel No. :	2 Ch
RU Offset :	None

Frequency	Measured Value	Duty Cycle	A.F+C.L+D.F-A.G+ATT	ANT. POL	Total	Limit	Margin	Measurement Type
[MHz]	[dB μ V]	Factor	[dB/m]	[H/V]	[dB μ V/m]	[dB μ V/m]	[dB]	
#5924.5	67.30	0.00	10.61	H	77.91	88.23	10.32	PK
#5924.5	54.31	0.02	10.61	H	64.94	68.23	3.29	AV
#5923.5	59.01	0.00	10.61	H	69.62	88.23	18.61	PK
#5923.5	46.01	0.02	10.61	H	56.64	68.23	11.59	AV
5460 - 5923	62.69	0.00	10.61	H	73.30	88.23	14.93	PK
5460 - 5923	43.39	0.02	10.61	H	54.02	68.23	14.21	AV
5350 - 5460	40.80	0.00	9.03	H	49.83	73.98	24.15	PK
5350 - 5460	28.64	0.02	9.03	H	37.69	53.98	16.29	AV
#5924.5	66.71	0.00	10.61	V	77.32	88.23	10.91	PK
#5924.5	53.85	0.02	10.61	V	64.48	68.23	3.75	AV
#5923.5	58.35	0.00	10.61	V	68.96	88.23	19.27	PK
#5923.5	45.62	0.02	10.61	V	56.25	68.23	11.98	AV
5460 - 5923	62.01	0.00	10.61	V	72.62	88.23	15.61	PK
5460 - 5923	42.59	0.02	10.61	V	53.22	68.23	15.01	AV
5350 - 5460	40.55	0.00	9.03	V	49.58	73.98	24.40	PK
5350 - 5460	28.41	0.02	9.03	V	37.46	53.98	16.52	AV

Note : # integration method Used (KDB 789033 D02 v02r01 Section 3) d) (ii)

Band :	UNII 8
Operation Mode :	802.11ax(HE20)
Transfer Rate :	MCS0
Operating Frequency :	7115 MHz
Channel No. :	233 Ch
RU Offset :	None

Frequency	Measured Value	Duty Cycle	A.F+C.L+D.F- A.G+ATT	ANT. POL	Total	Limit	Margin	Measurement Type
[MHz]	[dB μ V]	Factor	[dB/m]	[H/V]	[dB μ V/m]	[dB μ V/m]	[dB]	
#7125.5	61.66	0.00	14.51	H	76.17	88.23	12.06	PK
#7125.5	49.07	0.02	14.51	H	63.60	68.23	4.63	AV
#7126.5	53.12	0.00	14.51	H	67.63	88.23	20.60	PK
#7126.5	41.22	0.02	14.51	H	55.75	68.23	12.48	AV
7127 - 7250	58.49	0.00	15.06	H	73.55	88.23	14.68	PK
7127 - 7250	37.29	0.02	15.06	H	52.37	68.23	15.86	AV
7250 - 7750	38.12	0.00	15.13	H	53.25	73.98	20.73	PK
7250 - 7750	26.21	0.02	15.13	H	41.36	53.98	12.62	AV
#7125.5	61.41	0.00	14.51	V	75.92	88.23	12.31	PK
#7125.5	48.55	0.02	14.51	V	63.08	68.23	5.15	AV
#7126.5	52.74	0.00	14.51	V	67.25	88.23	20.98	PK
#7126.5	40.85	0.02	14.51	V	55.38	68.23	12.85	AV
7127 - 7250	57.85	0.00	15.06	V	72.91	88.23	15.32	PK
7127 - 7250	36.69	0.02	15.06	V	51.77	68.23	16.46	AV
7250 - 7750	38.05	0.00	15.13	V	53.18	73.98	20.80	PK
7250 - 7750	26.12	0.02	15.13	V	41.27	53.98	12.71	AV

Note : # integration method Used (KDB 789033 D02 v02r01 Section 3) d) (ii)

7) 802.11ax(HE40)

Band :	UNII 5
Operation Mode :	802.11ax(HE40)
Transfer Rate :	MCS0
Operating Frequency :	5965 MHz
Channel No. :	3 Ch
RU Offset :	65
Tone:	484

Frequency	Measured Value	Duty Cycle	A.F+C.L+D.F-A.G+ATT	ANT. POL	Total	Limit	Margin	Measurement Type
[MHz]	[dB μ V]	Factor	[dB/m]	[H/V]	[dB μ V/m]	[dB μ V/m]	[dB]	
5350 - 5460	40.81	0.00	9.03	H	49.84	73.98	24.14	PK
5350 - 5460	28.51	0.12	9.03	H	37.66	53.98	16.32	AV
5350 - 5460	40.77	0.00	9.03	V	49.80	73.98	24.18	PK
5350 - 5460	28.32	0.12	9.03	V	37.47	53.98	16.51	AV
5460 - 5925	50.02	0.00	10.61	H	60.63	88.23	27.60	PK
5460 - 5925	32.21	0.12	10.61	H	42.94	68.23	25.29	AV
5460 - 5925	49.95	0.00	10.61	V	60.56	88.23	27.67	PK
5460 - 5925	32.12	0.12	10.61	V	42.85	68.23	25.38	AV

Band :	UNII 8
Operation Mode :	802.11ax(HE40)
Transfer Rate :	MCS0
Operating Frequency :	7085 MHz
Channel No. :	227 Ch
RU Offset :	44
Tone:	52

Frequency	Measured Value	Duty Cycle	A.F+C.L+D.F-A.G+ATT	ANT. POL	Total	Limit	Margin	Measurement Type
[MHz]	[dB μ V]	Factor	[dB/m]	[H/V]	[dB μ V/m]	[dB μ V/m]	[dB]	
7125 - 7250	37.61	0.00	15.06	H	52.67	88.23	35.56	PK
7125 - 7250	26.06	0.01	15.06	H	41.13	68.23	27.10	AV
7125 - 7250	37.51	0.00	15.06	V	52.57	88.23	35.66	PK
7125 - 7250	26.02	0.01	15.06	V	41.09	68.23	27.14	AV
7250 - 7750	38.38	0.00	15.13	H	53.51	73.98	20.47	PK
7250 - 7750	26.48	0.01	15.13	H	41.62	53.98	12.36	AV
7250 - 7750	38.12	0.00	15.13	V	53.25	73.98	20.73	PK
7250 - 7750	26.32	0.01	15.13	V	41.46	53.98	12.52	AV

8) 802.11ax(HE40) SU

Band :	UNII 5
Operation Mode :	802.11ax(HE40)
Transfer Rate :	MCS0
Operating Frequency :	5965 MHz
Channel No. :	3 Ch
RU Offset :	None

Frequency	Measured Value	Duty Cycle	A.F+C.L+D.F-A.G+ATT	ANT. POL	Total	Limit	Margin	Measurement Type
[MHz]	[dBμV]	Factor	[dB/m]	[H/V]	[dBμV/m]	[dBμV/m]	[dB]	
5350 - 5460	40.64	0.00	9.03	H	49.67	73.98	24.31	PK
5350 - 5460	28.50	0.02	9.03	H	37.55	53.98	16.43	AV
5350 - 5460	40.55	0.00	9.03	V	49.58	73.98	24.40	PK
5350 - 5460	28.41	0.02	9.03	V	37.46	53.98	16.52	AV
5460 - 5925	41.30	0.00	10.61	H	51.91	88.23	36.32	PK
5460 - 5925	29.74	0.02	10.61	H	40.37	68.23	27.86	AV
5460 - 5925	41.12	0.00	10.61	V	51.73	88.23	36.50	PK
5460 - 5925	29.62	0.02	10.61	V	40.25	68.23	27.98	AV

Band :	UNII 8
Operation Mode :	802.11ax(HE40)
Transfer Rate :	MCS0
Operating Frequency :	7085 MHz
Channel No. :	227 Ch
RU Offset :	None

Frequency	Measured Value	Duty Cycle	A.F+C.L+D.F-A.G+ATT	ANT. POL	Total	Limit	Margin	Measurement Type
[MHz]	[dBμV]	Factor	[dB/m]	[H/V]	[dBμV/m]	[dBμV/m]	[dB]	
7125 - 7250	38.06	0.00	15.06	H	53.12	88.23	35.11	PK
7125 - 7250	26.21	0.02	15.06	H	41.29	68.23	26.94	AV
7125 - 7250	37.71	0.00	15.06	V	52.77	88.23	35.46	PK
7125 - 7250	26.02	0.02	15.06	V	41.10	68.23	27.13	AV
7250 - 7750	38.15	0.00	15.13	H	53.28	73.98	20.70	PK
7250 - 7750	26.33	0.02	15.13	H	41.48	53.98	12.50	AV
7250 - 7750	38.05	0.00	15.13	V	53.18	73.98	20.80	PK
7250 - 7750	26.12	0.02	15.13	V	41.27	53.98	12.71	AV

9) 802.11ax(HE80) 996 Tone

Band :	UNII 5
Operation Mode :	802.11ax(HE80)
Transfer Rate :	MCS0
Operating Frequency :	5985 MHz
Channel No. :	7 Ch
RU Offset :	67

Frequency	Measured Value	Duty Cycle	A.F+C.L+D.F-A.G+ATT	ANT. POL	Total	Limit	Margin	Measurement Type
[MHz]	[dBμV]	Factor	[dB/m]	[H/V]	[dBμV/m]	[dBμV/m]	[dB]	
5350 - 5460	40.92	0.00	9.03	H	49.95	73.98	24.03	PK
5350 - 5460	28.60	0.13	9.03	H	37.76	53.98	16.22	AV
5350 - 5460	40.62	0.00	9.03	V	49.65	73.98	24.33	PK
5350 - 5460	28.51	0.13	9.03	V	37.67	53.98	16.31	AV
5460 - 5925	43.99	0.00	10.61	H	54.60	88.23	33.63	PK
5460 - 5925	29.35	0.13	10.61	H	40.09	68.23	28.14	AV
5460 - 5925	43.77	0.00	10.61	V	54.38	88.23	33.85	PK
5460 - 5925	29.12	0.13	10.61	V	39.86	68.23	28.37	AV

Band :	UNII 8
Operation Mode :	802.11ax(HE80)
Transfer Rate :	MCS0
Operating Frequency :	7025 MHz
Channel No. :	215 Ch
RU Offset :	67

Frequency	Measured Value	Duty Cycle	A.F+C.L+D.F-A.G+ATT	ANT. POL	Total	Limit	Margin	Measurement Type
[MHz]	[dBμV]	Factor	[dB/m]	[H/V]	[dBμV/m]	[dBμV/m]	[dB]	
7125 - 7250	38.33	0.00	15.06	H	53.39	88.23	34.84	PK
7125 - 7250	25.76	0.13	15.06	H	40.95	68.23	27.28	AV
7125 - 7250	38.12	0.00	15.06	V	53.18	88.23	35.05	PK
7125 - 7250	25.65	0.13	15.06	V	40.84	68.23	27.39	AV
7250 - 7750	37.97	0.00	15.13	H	53.10	73.98	20.88	PK
7250 - 7750	26.25	0.13	15.13	H	41.51	53.98	12.47	AV
7250 - 7750	37.81	0.00	15.13	V	52.94	73.98	21.04	PK
7250 - 7750	26.05	0.13	15.13	V	41.31	53.98	12.67	AV

10) 802.11ax(HE80) SU

Band :	UNII 5
Operation Mode :	802.11ax(HE80)
Transfer Rate :	MCS0
Operating Frequency :	5985 MHz
Channel No. :	7 Ch
RU Offset :	None

Frequency	Measured Value	Duty Cycle	A.F+C.L+D.F-A.G+ATT	ANT. POL	Total	Limit	Margin	Measurement Type
[MHz]	[dBμV]	Factor	[dB/m]	[H/V]	[dBμV/m]	[dBμV/m]	[dB]	
5350 - 5460	40.08	0.00	9.03	H	49.11	73.98	24.87	PK
5350 - 5460	28.61	0.01	9.03	H	37.65	53.98	16.33	AV
5350 - 5460	39.95	0.00	9.03	V	48.98	73.98	25.00	PK
5350 - 5460	28.51	0.01	9.03	V	37.55	53.98	16.43	AV
5460 - 5925	40.45	0.00	10.61	H	51.06	88.23	37.17	PK
5460 - 5925	29.35	0.01	10.61	H	39.97	68.23	28.26	AV
5460 - 5925	40.33	0.00	10.61	V	50.94	88.23	37.29	PK
5460 - 5925	29.12	0.01	10.61	V	39.74	68.23	28.49	AV

Band :	UNII 8
Operation Mode :	802.11ax(HE80)
Transfer Rate :	MCS0
Operating Frequency :	7025 MHz
Channel No. :	215 Ch
RU Offset :	None

Frequency	Measured Value	Duty Cycle	A.F+C.L+D.F-A.G+ATT	ANT. POL	Total	Limit	Margin	Measurement Type
[MHz]	[dBμV]	Factor	[dB/m]	[H/V]	[dBμV/m]	[dBμV/m]	[dB]	
7125 - 7250	27.61	0.00	15.06	H	42.67	88.23	45.56	PK
7125 - 7250	25.85	0.01	15.06	H	40.92	68.23	27.31	AV
7125 - 7250	27.55	0.00	15.06	V	42.61	88.23	45.62	PK
7125 - 7250	25.77	0.01	15.06	V	40.84	68.23	27.39	AV
7250 - 7750	27.54	0.00	15.13	H	42.67	73.98	31.31	PK
7250 - 7750	26.23	0.01	15.13	H	41.37	53.98	12.61	AV
7250 - 7750	27.12	0.00	15.13	V	42.25	73.98	31.73	PK
7250 - 7750	26.12	0.01	15.13	V	41.26	53.98	12.72	AV

11) 802.11ax(HE160)_80L

Band :	UNII 5
Operation Mode :	802.11ax(HE160)_80L
Transfer Rate :	MCS0
Operating Frequency :	6025 MHz
Channel No. :	15 Ch
RU Offset :	67
Tone:	996

Frequency	Measured Value	Duty Cycle	A.F+C.L+D.F-A.G+ATT	ANT. POL	Total	Limit	Margin	Measurement Type
[MHz]	[dBμV]	Factor	[dB/m]	[H/V]	[dBμV/m]	[dBμV/m]	[dB]	
5350 - 5460	40.62	0.00	9.03	H	49.65	73.98	24.33	PK
5350 - 5460	28.68	0.12	9.03	H	37.83	53.98	16.15	AV
5350 - 5460	40.55	0.00	9.03	V	49.58	73.98	24.40	PK
5350 - 5460	28.55	0.12	9.03	V	37.70	53.98	16.28	AV
5460 - 5925	50.48	0.00	10.61	H	61.09	88.23	27.14	PK
5460 - 5925	29.65	0.12	10.61	H	40.38	68.23	27.85	AV
5460 - 5925	50.32	0.00	10.61	V	60.93	88.23	27.30	PK
5460 - 5925	29.51	0.12	10.61	V	40.24	68.23	27.99	AV

Band :	UNII 8
Operation Mode :	802.11ax(HE160)_80L
Transfer Rate :	MCS0
Operating Frequency :	6985 MHz
Channel No. :	207 Ch
RU Offset :	65
Tone:	484

Frequency	Measured Value	Duty Cycle	A.F+C.L+D.F-A.G+ATT	ANT. POL	Total	Limit	Margin	Measurement Type
[MHz]	[dBμV]	Factor	[dB/m]	[H/V]	[dBμV/m]	[dBμV/m]	[dB]	
7125 - 7250	37.01	0.00	15.06	H	52.07	88.23	36.16	PK
7125 - 7250	25.71	0.12	15.06	H	40.89	68.23	27.34	AV
7125 - 7250	36.95	0.00	15.06	V	52.01	88.23	36.22	PK
7125 - 7250	25.62	0.12	15.06	V	40.80	68.23	27.43	AV
7250 - 7750	38.34	0.00	15.13	H	53.47	73.98	20.51	PK
7250 - 7750	26.32	0.12	15.13	H	41.57	53.98	12.41	AV
7250 - 7750	38.12	0.00	15.13	V	53.25	73.98	20.73	PK
7250 - 7750	26.12	0.12	15.13	V	41.37	53.98	12.61	AV

12) 802.11ax(HE160)_80U

Band :	UNII 5
Operation Mode :	802.11ax(HE160)_80U
Transfer Rate :	MCS0
Operating Frequency :	6025 MHz
Channel No. :	15 Ch
RU Offset :	66
Tone:	484

Frequency	Measured Value	Duty Cycle	A.F+C.L+D.F-A.G+ATT	ANT. POL	Total	Limit	Margin	Measurement Type
[MHz]	[dBμV]	Factor	[dB/m]	[H/V]	[dBμV/m]	[dBμV/m]	[dB]	
5350 - 5460	40.15	0.00	9.03	H	49.18	73.98	24.80	PK
5350 - 5460	28.83	0.12	9.03	H	37.98	53.98	16.00	AV
5350 - 5460	40.05	0.00	9.03	V	49.08	73.98	24.90	PK
5350 - 5460	28.71	0.12	9.03	V	37.86	53.98	16.12	AV
5460 - 5925	46.11	0.00	10.61	H	56.72	88.23	31.51	PK
5460 - 5925	29.78	0.12	10.61	H	40.51	68.23	27.72	AV
5460 - 5925	45.95	0.00	10.61	V	56.56	88.23	31.67	PK
5460 - 5925	29.59	0.12	10.61	V	40.32	68.23	27.91	AV

Band :	UNII 8
Operation Mode :	802.11ax(HE160)_80U
Transfer Rate :	MCS0
Operating Frequency :	6985 MHz
Channel No. :	207 Ch
RU Offset :	66
Tone:	484

Frequency	Measured Value	Duty Cycle	A.F+C.L+D.F-A.G+ATT	ANT. POL	Total	Limit	Margin	Measurement Type
[MHz]	[dBμV]	Factor	[dB/m]	[H/V]	[dBμV/m]	[dBμV/m]	[dB]	
7125 - 7250	40.15	0.00	15.06	H	55.21	88.23	33.02	PK
7125 - 7250	25.80	0.12	15.06	H	40.98	68.23	27.25	AV
7125 - 7250	40.05	0.00	15.06	V	55.11	88.23	33.12	PK
7125 - 7250	25.71	0.12	15.06	V	40.89	68.23	27.34	AV
7250 - 7750	38.16	0.00	15.13	H	53.29	73.98	20.69	PK
7250 - 7750	26.37	0.12	15.13	H	41.62	53.98	12.36	AV
7250 - 7750	38.12	0.00	15.13	V	53.25	73.98	20.73	PK
7250 - 7750	26.13	0.12	15.13	V	41.38	53.98	12.60	AV

13) 802.11ax(HE160) 2x996 Tone

Band :	UNII 5
Operation Mode :	802.11ax(HE160)
Transfer Rate :	MCS0
Operating Frequency :	6025 MHz
Channel No. :	15 Ch
RU Offset :	68

Frequency	Measured Value	Duty Cycle	A.F+C.L+D.F- A.G+ATT	ANT. POL	Total	Limit	Margin	Measurement Type
[MHz]	[dB μ V]	Factor	[dB/m]	[H/V]	[dB μ V/m]	[dB μ V/m]	[dB]	
5350 - 5460	40.87	0.00	9.03	H	49.90	73.98	24.08	PK
5350 - 5460	28.80	0.01	9.03	H	37.84	53.98	16.14	AV
5350 - 5460	40.62	0.00	9.03	V	49.65	73.98	24.33	PK
5350 - 5460	28.71	0.01	9.03	V	37.75	53.98	16.23	AV
5460 - 5925	48.93	0.00	10.61	H	59.54	88.23	28.69	PK
5460 - 5925	29.78	0.01	10.61	H	40.40	68.23	27.83	AV
5460 - 5925	48.88	0.00	10.61	V	59.49	88.23	28.74	PK
5460 - 5925	29.51	0.01	10.61	V	40.13	68.23	28.10	AV

Band :	UNII 8
Operation Mode :	802.11ax(HE160)
Transfer Rate :	MCS0
Operating Frequency :	6985 MHz
Channel No. :	207 Ch
RU Offset :	68

Frequency	Measured Value	Duty Cycle	A.F+C.L+D.F- A.G+ATT	ANT. POL	Total	Limit	Margin	Measurement Type
[MHz]	[dB μ V]	Factor	[dB/m]	[H/V]	[dB μ V/m]	[dB μ V/m]	[dB]	
7125 - 7250	40.14	0.00	15.06	H	55.20	88.23	33.03	PK
7125 - 7250	25.95	0.01	15.06	H	41.02	68.23	27.21	AV
7125 - 7250	40.05	0.00	15.06	V	55.11	88.23	33.12	PK
7125 - 7250	25.88	0.01	15.06	V	40.95	68.23	27.28	AV
7250 - 7750	38.32	0.00	15.13	H	53.45	73.98	20.53	PK
7250 - 7750	26.15	0.01	15.13	H	41.29	53.98	12.69	AV
7250 - 7750	38.12	0.00	15.13	V	53.25	73.98	20.73	PK
7250 - 7750	26.05	0.01	15.13	V	41.19	53.98	12.79	AV

14) 802.11ax(HE160) SU

Band :	UNII 5
Operation Mode :	802.11ax(HE160)
Transfer Rate :	MCS0
Operating Frequency :	6025 MHz
Channel No. :	15 Ch
RU Offset :	None

Frequency [MHz]	Measured Value [dBμV]	Duty Cycle Factor	A.F+C.L+D.F- A.G+ATT [dB/m]	ANT. POL [H/V]	Total [dBμV/m]	Limit [dBμV/m]	Margin [dB]	Measurement Type
5350 - 5460	40.61	0.00	9.03	H	49.64	73.98	24.34	PK
5350 - 5460	28.83	0.02	9.03	H	37.88	53.98	16.10	AV
5350 - 5460	40.55	0.00	9.03	V	49.58	73.98	24.40	PK
5350 - 5460	28.71	0.02	9.03	V	37.76	53.98	16.22	AV
5460 - 5925	48.94	0.00	10.61	H	59.55	88.23	28.68	PK
5460 - 5925	30.04	0.02	10.61	H	40.67	68.23	27.56	AV
5460 - 5925	48.90	0.00	10.61	V	59.51	88.23	28.72	PK
5460 - 5925	29.96	0.02	10.61	V	40.59	68.23	27.64	AV

Band :	UNII 8
Operation Mode :	802.11ax(HE160)
Transfer Rate :	MCS0
Operating Frequency :	6985 MHz
Channel No. :	207 Ch
RU Offset :	None

Frequency [MHz]	Measured Value [dBμV]	Duty Cycle Factor	A.F+C.L+D.F- A.G+ATT [dB/m]	ANT. POL [H/V]	Total [dBμV/m]	Limit [dBμV/m]	Margin [dB]	Measurement Type
7125 - 7250	38.67	0.00	15.06	H	53.73	88.23	34.50	PK
7125 - 7250	25.86	0.02	15.06	H	40.94	68.23	27.29	AV
7125 - 7250	38.55	0.00	15.06	V	53.61	88.23	34.62	PK
7125 - 7250	25.71	0.02	15.06	V	40.79	68.23	27.44	AV
7250 - 7750	38.06	0.00	15.13	H	53.19	73.98	20.79	PK
7250 - 7750	26.26	0.02	15.13	H	41.41	53.98	12.57	AV
7250 - 7750	37.95	0.00	15.13	V	53.08	73.98	20.90	PK
7250 - 7750	26.12	0.02	15.13	V	41.27	53.98	12.71	AV

Note:

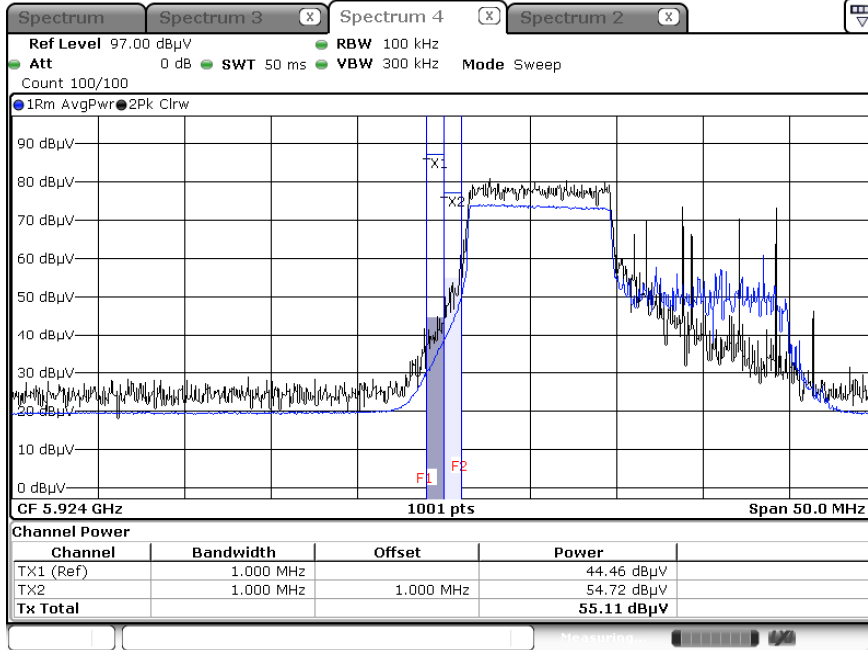
All Modes of operation were investigated and the worst case configuration results are reported. In order to simplify the report, We only have attached Bandedge result of worst case.

Test Plots

[MIMO_CDD(Ant1+Ant2)]

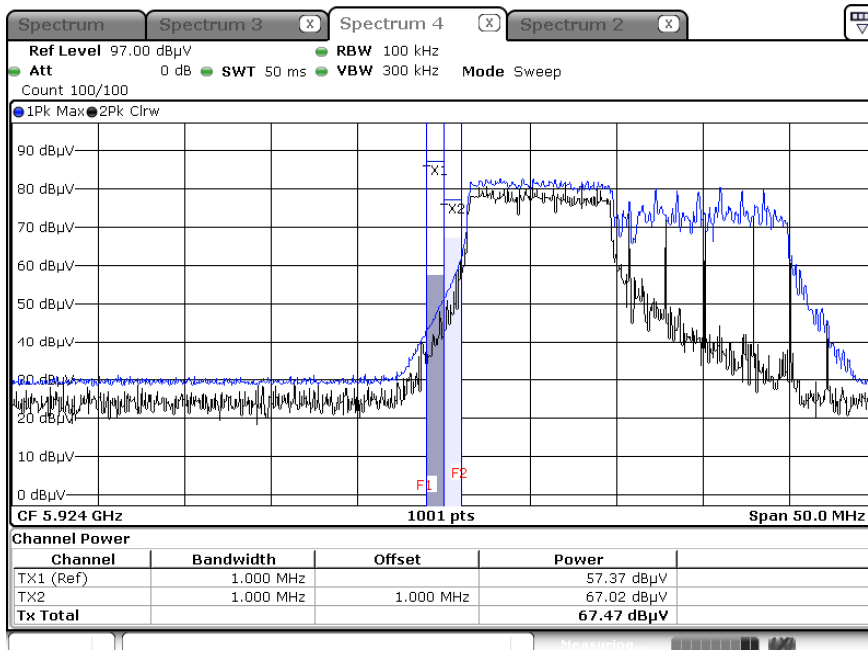
Average result (802.11ax(HE20), Ch.2, 106Tone RU53) – X-H

(Integration method Used)

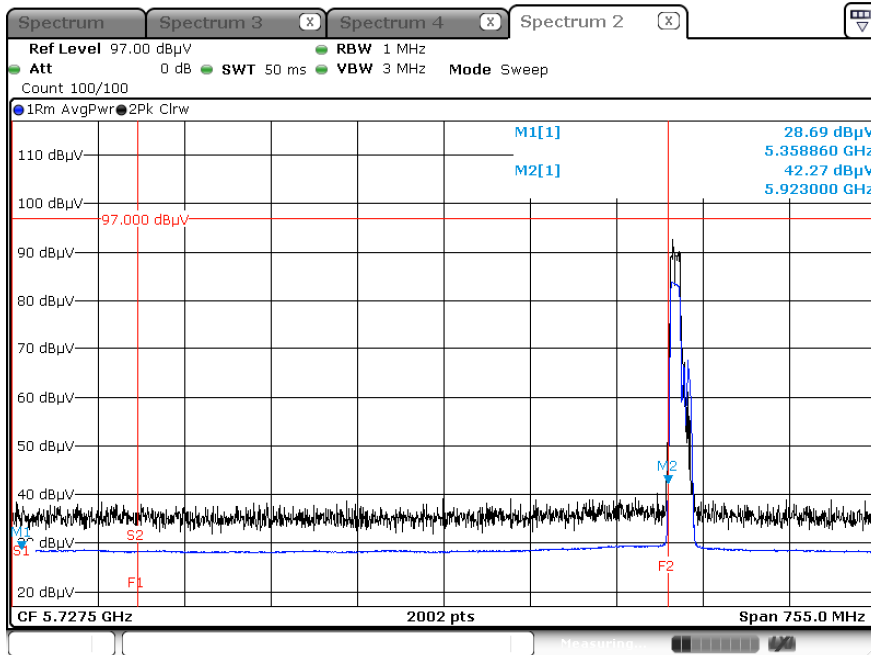


Peak result (802.11ax(HE20), Ch.2, 106Tone RU53) – X-H

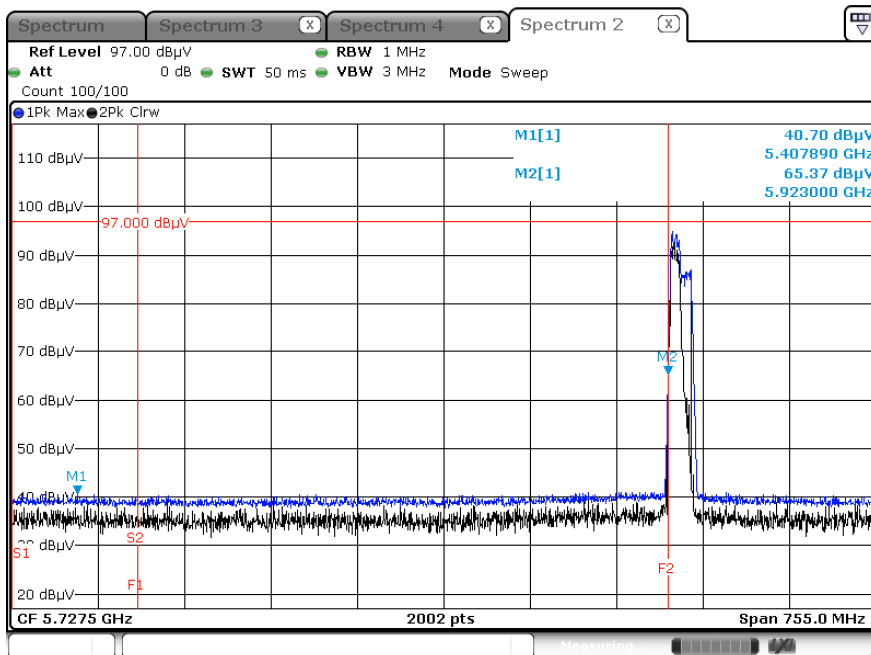
(Integration method Used)



Average result (802.11ax(HE20), Ch.2, 106Tone RU53) – X-H



Peak result (802.11ax(HE20), Ch.2, 106Tone RU53) – X-H



Note:

Only the worst case plots for Radiated Restricted Band Edge.

10.14 POWERLINE CONDUCTED EMISSIONS

Conducted Emissions

Test

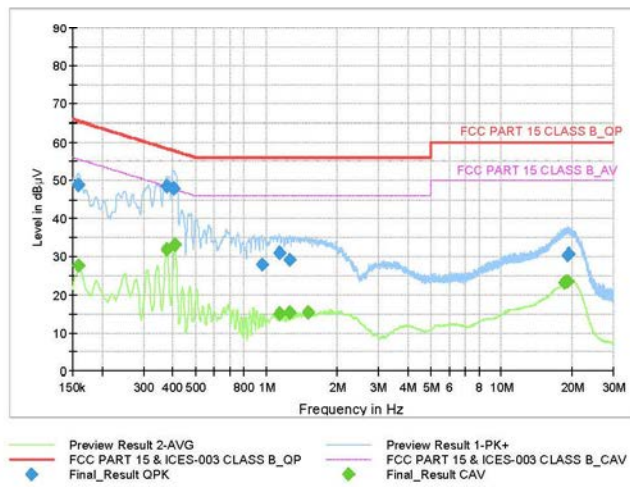
1 / 2

Test Report

Common Information

EUT : SM-F741U
 Operating Conditions : 6G WLAN Mode
 Comment :

Full Spectrum



Final Result QPK

Frequency (MHz)	QuasiPeak (dBµV)	Limit (dBµV)	Margin (dB)	Bandwidth (kHz)	Line	Corr. (dB)
0.1590	48.64	65.52	16.87	9.000	N	9.6
0.3773	48.41	58.34	9.93	9.000	N	9.6
0.4020	47.78	57.81	10.03	9.000	N	9.7
0.9613	27.88	56.00	28.12	9.000	N	9.7
1.1323	30.85	56.00	25.15	9.000	N	9.7
1.2560	29.31	56.00	26.69	9.000	N	9.7
19.1840	30.44	60.00	29.56	9.000	L1	10.4
19.2538	30.64	60.00	29.36	9.000	L1	10.4
19.2695	30.57	60.00	29.43	9.000	L1	10.4

2024-03-07

오전 11:26:48

Test

2 / 2

Final Result CAV

Frequency (MHz)	CAverage (dBμV)	Limit (dBμV)	Margin (dB)	Bandwidth (kHz)	Line	Corr. (dB)
0.1590	27.62	55.52	27.90	9.000	L1	9.6
0.3773	31.96	48.34	16.38	9.000	N	9.6
0.4088	33.03	47.67	14.65	9.000	L1	9.6
1.1323	15.10	46.00	30.90	9.000	L1	9.7
1.2583	15.37	46.00	30.63	9.000	L1	9.7
1.5125	15.23	46.00	30.77	9.000	L1	9.7
18.5608	23.17	50.00	26.83	9.000	L1	10.3
18.8308	23.48	50.00	26.52	9.000	L1	10.4
19.2245	23.50	50.00	26.50	9.000	L1	10.4

2024-03-07

오전 11:26:48

11. LIST OF TEST EQUIPMENT

Conducted Test

Equipment	Model	Manufacturer	Serial No.	Due to Calibration	Calibration Interval
LISN	ENV216	Rohde & Schwarz	102245	08/02/2024	Annual
EMI Test Receiver	ESR	Rohde & Schwarz	101910	05/26/2024	Annual
Temperature Chamber	SU-642	ESPEC	0093008124	02/19/2025	Annual
Signal Analyzer	N9030A	Agilent	MY49432108	02/20/2025	Annual
Power Measurement Set	OSP 120	Rohde & Schwarz	101231	06/09/2024	Annual
Power Meter	N1911A	Agilent	MY45100523	02/28/2025	Annual
Power Sensor	N1921A	Agilent	MY57820067	02/22/2025	Annual
Directional Coupler	87300B	Agilent	3116A03621	10/30/2024	Annual
Power Splitter	11667B	Hewlett Packard	10545	02/06/2025	Annual
DC Power Supply	E3632A	Agilent	MY40004427	08/25/2024	Annual
Attenuator(10 dB)(DC-26.5 GHz)	8493C	HP	07560	06/12/2024	Annual
Attenuator(10 dB)(DC-26.5 GHz)	8493C	HP	08285	06/02/2024	Annual
Attenuator(20 dB)	18N-20dB	Rohde & Schwarz	8	02/20/2025	Annual
Software	EMC32	Rohde & Schwarz	N/A	N/A	N/A
FCC WLAN&BT&BLE Conducted Test Software v3.0	N/A	HCT CO., LTD.	N/A	N/A	N/A
Bluetooth Tester	CBT	Rohde & Schwarz	100752	01/03/2025	Annual
Wireless Communication Tester w/opt	CMW500	Rohde & Schwarz	169839	06/09/2024	Annual
Up/Down-Converter	CMW-Z800A	Rohde & Schwarz	100200	08/11/2024	Annual
Attenuator(3 dB)	18B-03	Api tech.	1	12/19/2024	Annual
4 WAY POWER DIVIDER	4456-4	Narda	01640	05/09/2024	Annual
Wireless AP	GT-AXE11000	ASUS	M6IAJF201782 (FCC ID : MSQ-RTAXJF00)	N/A	N/A
BE19000 Tri-Band Wi-Fi 7 Router	Archer BE800	TP-Link	Y2350N50000581 (FCC ID : 2AX-J4BE800)	N/A	N/A

Note:

1. Equipment listed above that calibrated during the testing period was set for test after the calibration.
2. Equipment listed above that has a calibration due date during the testing period, the testing is completed before equipment expiration date.

Radiated Test

Equipment	Model	Manufacturer	Serial No.	Due to Calibration	Calibration Interval
Controller	CO3000	Innco system	CO3000-4p	N/A	N/A
Antenna Position Tower	MA4640/800-XP-EP	Innco system	S1AM	08/03/2025	Biennial
Turn Table	DS2000-S-1t	Innco system	DS2000/572/54610422/P	N/A	N/A
Amp & Filter Bank Switch Controller	FBSM-01B	T&M system	TM19050002	N/A	N/A
Loop Antenna	1513	Schwarzbeck	1513-333	03/07/2026	Biennial
Hybrid Antenna	VULB 9168	Schwarzbeck	9168-0895	08/16/2024	Biennial
Horn Antenna	BBHA 9120D	Schwarzbeck	9120D-1300	01/03/2026	Biennial
Horn Antenna	BBHA 9120D	Schwarzbeck	9120D-2296	05/18/2024	Biennial
Horn Antenna(15 GHz ~ 40 GHz)	BBHA9170	Schwarzbeck	BBHA9170342	09/29/2024	Biennial
Spectrum Analyzer	FSV(10 Hz ~ 40 GHz)	Rohde & Schwarz	101055	05/12/2024	Annual
Band Reject Filter	WRCJV2400/2483.5-2370/2520-60/12SS	Wainwright Instruments	2	01/02/2025	Annual
Band Reject Filter	WRCJV12-4900-5100-5900-6100-50SS	Wainwright Instruments	5	06/12/2024	Annual
Band Reject Filter	WRCJV12-4900-5100-5900-6100-50SS	Wainwright Instruments	6	06/12/2024	Annual
High Pass Filter(7 GHz ~ 18 GHz)	WHKX10-7150-8000-18000-50SS	Wainwright Instruments	1	02/28/2025	Annual
Power Amplifier	CBL18265035	CERNEX	22966	11/17/2024	Annual
Power Amplifier	CBL26405040	CERNEX	25956	02/26/2025	Annual
Bluetooth Tester	TC-3000C	TESCOM	3000C000175	03/19/2025	Annual
RF Switching System	FMSR-05B (HPF(3~18GHz) + LNA1(1~18GHz))	T&M system	S1L1	01/02/2025	Annual
RF Switching System	FMSR -05B (ATT(10dB) + LNA1(1~18GHz))	T&M system	S1L2	01/02/2025	Annual
RF Switching System	FMSR -05B (ATT(3dB) + LNA1(1~18GHz))	T&M system	S1L3	01/02/2025	Annual
RF Switching System	FMSR -05B (LNA1(1~18GHz))	T&M system	S1L4	01/02/2025	Annual
RF Switching System	FMSR -05B (HPF(7~18GHz) + LNA2(6~18GHz))	T&M system	S1L5	01/02/2025	Annual
RF Switching System	FMSR -05B (Thru(30MHz ~ 18GHz))	T&M system	S1L6	01/02/2025	Annual

Note:

1. Equipment listed above that calibrated during the testing period was set for test after the calibration.
2. Equipment listed above that has a calibration due date during the testing period, the testing is completed before equipment expiration date.
3. Especially, all antenna for measurement is calibrated in accordance with the requirements of C63.5(Version : 2017).

12. ANNEX A_ TEST SETUP PHOTO

Please refer to test setup photo file no. as follows;

No.	Description
1	HCT-RF-2404-FC044-P