

TEST REPORT

FCC UNII 6e Test for SM-F741U
Certification

APPLICANT
SAMSUNG Electronics Co., Ltd.

REPORT NO.
HCT-RF-2404-FC044-R3

DATE OF ISSUE
May 24, 2024

Tested by
Sang Hoon Lee



Technical Manager
Jong Seok Lee



HCT CO., LTD.
Bongjai Huh
BongJai Huh / CEO



HCT CO.,LTD.

2-6, 73, 74, Seoicheon-ro 578beon-gil, Majang-myeon, Icheon-si, Gyeonggi-do, 17383 KOREA
Tel. +82 31 645 6300 Fax. +82 31 645 6401

**TEST
REPORT**

REPORT NO.
HCT-RF-2404-FC044-R3

DATE OF ISSUE
May 24, 2024

Additional Model
SM-F741U1

Applicant	SAMSUNG Electronics Co., Ltd. 129, Samsung-ro, Yeongtong-gu, Suwon-si, Gyeonggi-do, 16677, Rep. of Korea
Product Name Model Name	Mobile Phone SM-F741U
FCC ID	A3LSMF741U
Date of Test	February 23, 2024 ~ April 26, 2024
Modulation type	OFDM/OFDMA
FCC Classification	15E 6 GHz Low Power Dual Client
Test Standard Used	FCC Rule Part(s): Part 15.407
Test Results	PASS
Location of Test	<input checked="" type="checkbox"/> Permanent Testing Lab <input type="checkbox"/> On Site Testing Lab (Address: 74, Seoicheon-ro 578beon-gil, Majang-myeon, Icheon-si, Gyeonggi-do, Republic of Korea)

REVISION HISTORY

The revision history for this test report is shown in table.

Revision No.	Date of Issue	Description
0	April 26, 2024	Initial Release
1	May 3, 2024	Revised the typo on Page.124
2	May 10, 2024	<ul style="list-style-type: none">- Revised the Power & PSD tabular form on Page. 68 of 89- Added the Note on Page. 37, 68, 79, 99
3	May 24, 2024	<ul style="list-style-type: none">- Added the In-Band Emission partial RU plots on Page. 94 of 108- Revised the CBP Detection Value table on Page. 110 of 111

Notice

Content

Engineering Statement:

The measurements shown in this report were made in accordance with the procedures indicated, and the emissions from this equipment were found to be within the limits applicable. I assume full responsibility for the accuracy and completeness of these measurements, and for the qualifications of all persons taking them. It is further stated that upon the basis of the measurements made, the equipment tested is capable of operation in accordance with the requirements of the FCC Rules under normal use and maintenance.

The results shown in this test report only apply to the sample(s), as received, provided by the applicant, unless otherwise stated.

The test results have only been applied with the test methods required by the standard(s).

When confirmation of authenticity of this test report is required, please contact www.hct.co.kr

The test results in this test report are not associated with the ((KS Q) ISO/IEC 17025) accreditation by KOLAS (Korea Laboratory Accreditation Scheme) / A2LA (American Association for Laboratory Accreditation) that are under the ILAC (International Laboratory Accreditation Cooperation) Mutual Recognition Agreement (MRA).

CONTENTS

1. GENERAL INFORMATION	6
EUT DESCRIPTION	6
ANTENNA CONFIGURATIONS	7
2. MAXIMUM OUTPUT POWER	9
3. TEST METHODOLOGY	10
EUT CONFIGURATION	10
EUT EXERCISE	10
GENERAL TEST PROCEDURES	10
DESCRIPTION OF TEST MODES	10
4. INSTRUMENT CALIBRATION	11
5. FACILITIES AND ACCREDITATIONS	11
5.1 FACILITIES	11
5.2 EQUIPMENT	11
6. ANTENNA REQUIREMENTS	12
7. MEASUREMENT UNCERTAINTY	12
8. DESCRIPTION OF TESTS	13
9. SUMMARY OF TEST RESULTS	36
10. TEST RESULT	38
10.1 DUTY CYCLE	38
10.2 26 dB BANDWIDTH & 99% BANDWIDTH	42
10.2.1 26 dB BANDWIDTH(Indoor client, Standard client)	42
10.2.1.1 Ant1	42
10.2.1.2 Ant2	53
10.3 OUTPUT POWER MEASUREMENT	68
10.3.1 E.I.R.P Output Power(Indoor client, Standard client)	68
10.3.1.1 MIMO_CDD(Ant1+Ant2)	69
10.4 POWER SPECTRAL DENSITY(Indoor client, Standard client)	79
10.4.1 MIMO_CDD(Ant1+Ant2)	80
10.6 In-Band Emission	94
10.7 Contention Based Protocol	109
10.8 Dual Client Test, Demonstration of Proper Power Adjustment based on Associated AP	126
10.9 Proper Power Adjustment, Client Devices Connected to a Standard Power Access Point	130
10.10 FREQUENCY STABILITY.	134
10.10.1 160 MHz BW	134
10.11 RADIATED SPURIOUS EMISSIONS (9 kHz – 1 GHz)	150
10.12 RADIATED SPURIOUS EMISSIONS (Above 1 GHz)	151
10.13 RADIATED RESTRICTED BAND EDGE	172
10.14 POWERLINE CONDUCTED EMISSIONS	194

11. LIST OF TEST EQUIPMENT	196
12. ANNEX A_ TEST SETUP PHOTO	198

1. GENERAL INFORMATION

EUT DESCRIPTION

Model	SM-F741U		
Additional Model	SM-F741U1		
EUT Type	Mobile Phone		
Power Supply	DC 3.88 V		
Modulation Type	OFDM/OFDMA		
Frequency Range (MHz)	Indoor Cilent		
	U-NII-5	20 MHz BW : 5935 - 6415 40 MHz BW : 5965 - 6405 80 MHz BW : 5985 - 6385 160 MHz BW : 6025 - 6345	
	U-NII-6	20 MHz BW : 6435 - 6515 40 MHz BW : 6445 - 6525 80 MHz BW : 6465 - 6545 160 MHz BW : 6505	
	U-NII-7	20 MHz BW : 6535 - 6855 40 MHz BW : 6565 - 6845 80 MHz BW : 6625 - 6785 160 MHz BW : 6665	
	U-NII-8	20 MHz BW : 6875 - 7115 40 MHz BW : 6885 - 7085 80 MHz BW : 6865 - 7025 160 MHz BW : 6825 - 6985	
	Standard Client		
	U-NII-5	20 MHz BW : 5935 - 6415 40 MHz BW : 5965 - 6405 80 MHz BW : 5985 - 6385 160 MHz BW : 6025 - 6345	
	U-NII-7	20 MHz BW : 6535 - 6855 40 MHz BW : 6565 - 6845 80 MHz BW : 6625 - 6785 160 MHz BW : 6665	
	Straddle channel	Supported	
	Channel Puncturing	Not supported	
Antenna Specification	Type: Metal		
Serial number	Conducted : 7b58367d3c507ece Radiated : R3CX20KJSQR Conducted(CBP test Only) : R3CX30BD5YB		

ANTENNA CONFIGURATIONS

Configurations	SISO		MIMO	
	Ant.1	Ant.2	CDD	SDM
802.11a	O	O	O	X
802.11ax (HE20/40/80/160)	O	O	O	O

Note:

- (1) O = Support, X = Not Support
- (2) SISO = Single Input Single Output
- (3) SDM = Spatial Diversity Multiplexing
- (4) CDD = Cyclic Delay Diversity

2.This device supports simultaneous transmission operation, which allows for two channels to operate independent of one another in the 2.4 GHz and 5 GHz or 6GHz Bands simultaneously on each antenna.

RSDB Scenario	2.4 GHz WiFi Ant.1	2.4 GHz WiFi Ant.2	5 GHz WiFi Ant.1	5 GHz WiFi Ant.2	6 GHz WiFi Ant.1	6 GHz WiFi Ant.2	Bluetooth Ant.1	Bluetooth Ant.2	Test Case
2.4 GHz WiFi MIMO + 6 GHz WiFi MIMO	on	on			on	on			
2.4 GHz WiFi MIMO + 5 GHz WiFi MIMO	on	on	on	on					Scenario1
Dual Bluetooth + 5 GHz WiFi MIMO			on	on			on	on	Scenario2
Dual Bluetooth + 6 GHz WiFi MIMO					on	on	on	on	Scenario3
Bluetooth ANT.1 + 2.4 GHz WiFi ANT.2 + 5 GHz WiFi MIMO		on	on	on			on		Scenario4
Bluetooth ANT.1 + 2.4 GHz WiFi ANT.2 + 6 GHz WiFi MIMO		on			on	on	on		

3. Directional Gain Calculation

According to KDB 662911 D01 Multiple Transmitter Output v02r01 F) 2) e) (iii), f) ii)

$$\text{Directional Gain(CDD)} = 10 \cdot \log \left[\frac{\sum_{j=1}^{N_{SS}} (\sum_{k=1}^{N_{ANT}} g_{j,k})^2}{N_{ANT}} \right]$$

$$\text{Directional gain(SDM)} = G_{\max} + 10 \cdot \text{LOG}(N_{ANT}/N_{SS})$$

Band	Ant Gain (dBi)		N _{ANT} / N _{SS}	Directional Gain (dBi)	
	ANT1	ANT2		CDD	SDM
UNII 5	-10.05	-9.50	2 / 2	-6.76	-9.50
UNII 6	-11.18	-9.73		-7.41	-9.73
UNII 7	-10.83	-9.73		-7.25	-9.73
UNII 8	-10.75	-10.28		-7.50	-10.28

Note

According to Ansi C63.10-2013 section 14.4.3, the directional gain is calculated using the formula, where GN is the gain of the nth antenna and NANT is the total number of antennas used.

$$\text{Directional Gain} = 10 \cdot \log \left(\frac{(10^{(ANT1 \text{ Gain}/20)} + 10^{(ANT2 \text{ Gain}/20)})^2}{2} \right) \text{ dBi}$$

$$\text{Directional gain(SDM)} = G_{\max} + 10 \cdot \log(N_{ANT}/N_{SS}),$$

Sample Calculation (Conducted Power, MIMO):

Ex) Ant 1 : 11.58 dBm Ant 2 : 12.08 dBm

$$\text{Ant1} + \text{Ant 2} = \text{MIMO}$$

$$(11.58 \text{ dBm} + 12.08 \text{ dBm}) = (14.387 \text{ mW} + 16.143 \text{ mW}) = 30.53 \text{ mW} = 14.88 \text{ dBm}$$

Sample Calculation (E.I.R.P & E.I.R.P Spectral Density, MIMO):

Ex) ANT1 : 15.35 dBm , ANT2 : 15.12 dBm, Directional Gain : 3 dBi

$$\text{Conducted Power} = (15.35 \text{ dBm} + 15.12 \text{ dBm}) = (34.276 \text{ mW} + 32.508 \text{ mW}) = 66.784 \text{ mW} = 18.25 \text{ dBm}$$

$$\text{E.I.R.P} = 18.25 \text{ dBm} + 3 \text{ dBi} = 21.25 \text{ dBm}$$

2. MAXIMUM OUTPUT POWER

The transmitter has a Maximum Conducted Output Power and EIRP Power as follows:

Indoor client, Standard client									
Band	Mode	MIMO_CDD(Ant1+Ant2)							
		Output Power						EIRP Power	
		ANT1		ANT2		(Ant 1 + Ant 2)		(dBm)	(W)
		(dBm)	(W)	(dBm)	(W)	(dBm)	(W)		
UNII5	802.11ax(HE20)	9.61	0.009	9.19	0.008	12.41	0.017	5.65	0.004
	802.11ax(HE40)	9.35	0.009	9.11	0.008	12.24	0.017	5.48	0.004
	802.11ax(HE80)	8.70	0.007	8.40	0.007	11.57	0.014	4.81	0.003
	802.11ax(HE160)	8.58	0.007	8.62	0.007	11.61	0.014	4.85	0.003
	802.11a	9.20	0.008	8.88	0.008	12.05	0.016	5.29	0.003
UNII6	802.11ax(HE20)	9.84	0.010	9.29	0.009	12.59	0.018	5.18	0.003
	802.11ax(HE40)	9.92	0.010	9.31	0.009	12.64	0.018	5.23	0.003
	802.11ax(HE80)	9.30	0.009	8.67	0.007	12.00	0.016	4.59	0.003
	802.11ax(HE160)	8.86	0.008	8.41	0.007	11.65	0.015	4.24	0.003
	802.11a	9.46	0.009	8.98	0.008	12.23	0.017	4.82	0.003
UNII7	802.11ax(HE20)	10.13	0.010	9.46	0.009	12.82	0.019	5.57	0.004
	802.11ax(HE40)	10.27	0.011	9.84	0.010	13.07	0.020	5.82	0.004
	802.11ax(HE80)	9.31	0.009	8.99	0.008	12.17	0.016	4.92	0.003
	802.11ax(HE160)	9.00	0.008	8.32	0.007	11.68	0.015	4.43	0.003
	802.11a	9.74	0.009	9.12	0.008	12.45	0.018	5.20	0.003
UNII8	802.11ax(HE20)	9.12	0.008	9.64	0.009	12.40	0.017	4.90	0.003
	802.11ax(HE40)	9.11	0.008	9.57	0.009	12.36	0.017	4.86	0.003
	802.11ax(HE80)	8.35	0.007	9.01	0.008	11.70	0.015	4.20	0.003
	802.11ax(HE160)	8.57	0.007	8.64	0.007	11.62	0.015	4.12	0.003
	802.11a	8.74	0.007	9.22	0.008	12.00	0.016	4.50	0.003

3. TEST METHODOLOGY

U-NII 6 GHz devices operating in the 5.925-7.125 GHz band was tested using the following measurement procedure.

- [1] FCC KDB 987594 D02 U-NII 6 GHz EMC Measurement v02r01(August 09, 2023)
- [2] KDB 789033 D02 General UNII Test Procedures New Rules v02r01(December 14, 2017)
- [3] ANSI C63.10(2013) 'the American National Standard of Procedures for Compliance Testing of Unlicensed Wireless Devices'

EUT CONFIGURATION

The EUT configuration for testing is installed on RF field strength measurement to meet the Commissions requirement and operating in a manner that intends to maximize its emission characteristics in a continuous normal application.

EUT EXERCISE

The EUT was operated in the engineering mode to fix the Tx frequency that was for the purpose of the measurements. According to its specifications, the EUT must comply with the requirements of the Section 15.207, 15.209 and 15.407 under the FCC Rules Part 15 Subpart E.

GENERAL TEST PROCEDURES

Conducted Emissions

The EUT is placed on the turntable, which is 0.8 m above ground plane. According to the requirements in Section 6.2 of ANSI C63.10. (Version :2013) Conducted emissions from the EUT measured in the frequency range between 0.15 MHz and 30MHz using CISPR Quasi-peak and average detector modes.

Radiated Emissions

The EUT is placed on a turn table, which is 0.8 m above ground plane below 1 GHz. Above 1 GHz with 1.5m using absorbers between the EUT and receive antenna. The turntable shall rotate 360 degrees to determine the position of maximum emission level. EUT is set 3 m away from the receiving antenna, which varied from 1 m to 4 m to find out the highest emission. And also, each emission was to be maximized by changing the polarization of receiving antenna both horizontal and vertical. In order to find out the max. emission, the relative positions of this hand-held transmitter (EUT) was rotated through three orthogonal axes according to the requirements in Section 6.6.5 of ANSI C63.10. (Version: 2013)

DESCRIPTION OF TEST MODES

The EUT has been tested under operating condition. Test program used to control the EUT for staying

in continuous transmitting and receiving mode is programmed.

4. INSTRUMENT CALIBRATION

The measuring equipment, which was utilized in performing the tests documented herein, has been calibrated in accordance with the manufacturer's recommendations for utilizing calibration equipment's, which is traceable to recognized national standards.

Especially, all antenna for measurement is calibrated in accordance with the requirements of C63.5 (Version : 2017).

5. FACILITIES AND ACCREDITATIONS

5.1 FACILITIES

The SAC(Semi-Anechoic Chamber) and conducted measurement facility used to collect the radiated data are located at the 74, Seoicheon-ro 578beon-gil, Majang-myeon, Icheon-si, Gyeonggi-do, 17383, Rep. of KOREA. The site is constructed in conformance with the requirements of ANSI C63.4.

(Version :2014) and CISPR Publication 22.

Detailed description of test facility was submitted to the Commission and accepted dated March 11, 2024 (Registration Number: KR0032).

5.2 EQUIPMENT

Radiated emissions are measured with one or more of the following types of Linearly polarized antennas: tuned dipole, bi-conical, log periodic, bi-log, and/or ridged waveguide, horn. Spectrum analyzers with pre-selectors and quasi-peak detectors are used to perform radiated measurements.

Conducted emissions are measured with Line Impedance Stabilization Networks and EMI Test Receivers. Calibrated wideband preamplifiers, coaxial cables, and coaxial attenuators are also used for making measurements.

All receiving equipment conforms to CISPR Publication 16-1, "Radio Interference Measuring Apparatus and Measurement Methods."

6. ANTENNA REQUIREMENTS

According to FCC 47 CFR § 15.203, § 15.407:

“An intentional radiator antenna shall be designed to ensure that no antenna other than that furnished by the responsible party can be used with the device. The use of a permanently attached antenna or of an antenna that uses a unique coupling to the intentional radiator shall be considered sufficient to comply with the provisions of this section.”

- (1) The antennas of this E.U.T are permanently attached.
- (2) The E.U.T Complies with the requirement of § 15.203, § 15.407

7. MEASUREMENT UNCERTAINTY

The measurement uncertainties shown below were calculated in accordance with the requirements of ANSI C63.10-2013.

All measurement uncertainty values are shown with a coverage factor of $k=2$ to indicate a 95 % level of confidence.

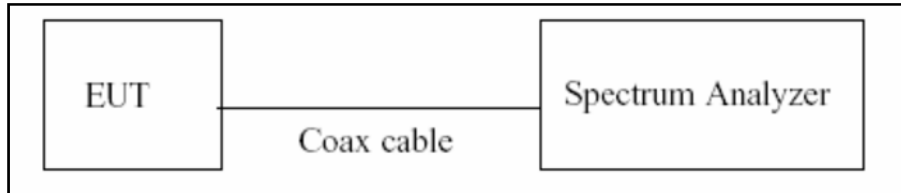
The measurement data shown herein meets or exceeds the U_{CISPR} measurement uncertainty values specified in CISPR 16-4-2 and, thus, can be compared directly to specified limits to determine compliance.

Parameter	Expanded Uncertainty (dB)
Conducted Disturbance (150 kHz ~ 30 MHz)	1.98 (Confidence level about 95 %, $k=2$)
Radiated Disturbance (9 kHz ~ 30 MHz)	4.36 (Confidence level about 95 %, $k=2$)
Radiated Disturbance (30 MHz ~ 1 GHz)	5.70 (Confidence level about 95 %, $k=2$)
Radiated Disturbance (1 GHz ~ 18 GHz)	5.52 (Confidence level about 95 %, $k=2$)
Radiated Disturbance (18 GHz ~ 40 GHz)	5.66 (Confidence level about 95 %, $k=2$)
Radiated Disturbance (Above 40 GHz)	5.58 (Confidence level about 95 %, $k=2$)

8. DESCRIPTION OF TESTS

8.1. Duty Cycle

Test Configuration



Test Procedure

The transmitter output is connected to the Spectrum Analyzer.

We tested according to Procedure B.2 in KDB 789033 D02 v02r01.

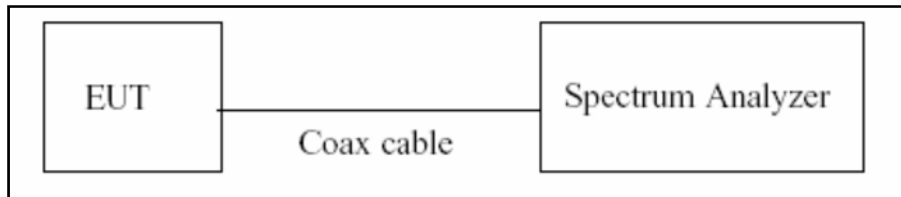
1. RBW = 8 MHz (the largest available value)
2. VBW = 8 MHz (\geq RBW)
3. SPAN = 0 Hz
4. Detector = Peak
5. Number of points in sweep > 100
6. Trace mode = Clear write
7. Measure T_{total} and T_{on}
8. Calculate Duty Cycle = T_{on} / T_{total} and Duty Cycle Factor = $10\log(1/\text{Duty Cycle})$

8.2. 26 dB Bandwidth

Limit

The maximum transmitter channel bandwidth for U-NII devices in the 5.925-7.125 GHz band is 320 megahertz.

Test Configuration



Test Procedure(26 dB Bandwidth)

The transmitter output is connected to the Spectrum Analyzer.

We tested according to Procedure C.1 in KDB 789033 D02 v02r01.

1. RBW = approximately 1 % of the emission bandwidth
2. VBW > RBW
3. Detector = Peak
4. Trace mode = Max Hold
5. Measure the maximum width of the emission that is 26 dB down from the maximum of the emission. Compare this with the RBW setting of the analyzer. Readjust RBW and repeat measurement as needed until the RBW/EBW ratio is approximately 1 %.

Note:

1. We tested X dB bandwidth using the automatic bandwidth measurement capability of a spectrum analyzer.
2. The 26 dB bandwidth is used to determine the in-Band Emission limits.

8.3. Output Power Measurement

Indoor Client Limit

Band	Limit (e.i.r.p)
UNII 5,6,7,8	24 dBm

[47 CFR 15.407(a)(8)] For client devices operating under the control of an indoor access point in the 5.925-7.125 GHz bands, the maximum e.i.r.p. over the frequency band of operation must not exceed 24 dBm.

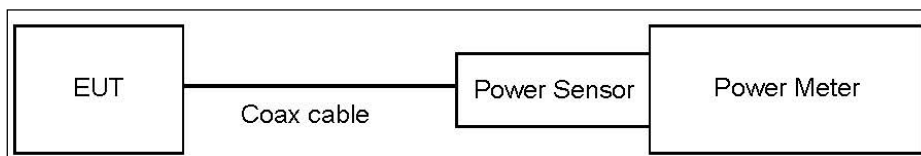
Standard Client Limit

Band	Limit (e.i.r.p)
UNII 5,7	30 dBm

[47 CFR 15.407(a)(7)] For client devices, except for fixed client devices as defined in this subpart, operating under the control of a standard power access point in 5.925-6.425 GHz and 6.525-6.875 GHz bands, the maximum e.i.r.p. over the frequency band of operation must not exceed 30 dBm and the device must limit its power to no more than 6 dB below its associated standard power access point's authorized transmit power.

Test Configuration

Power Meter



Test Procedure(Power Meter)

We tested according to Procedure E.3.a in KDB 789033 D02 v02r01.

1. Measure the duty cycle.
2. Measure the average power of the transmitter. This measurement is an average over both the on and off periods of the transmitter.
3. Add $10 \log(1/x)$, where x is the duty cycle, to the measured power in order to compute the average power during the actual transmission times.

Sample Calculation

Total Power(dBm) = Measured Level(dBm) + ATT loss(dB) + Cable loss(dB) + Duty Cycle Factor(dB)

Note

1. Power Meter offset

Ant.1: Attenuator loss(20 dB) + Cable loss + EUT Cable loss(0.50 dB)

Ant.2: Attenuator loss(20 dB) + Cable loss

3. Actual value of loss for the attenuator and cable combination is below table.

Band	Ant.1 Loss(dB)	Ant.2 Loss(dB)
UNII 5	21.43	20.93
UNII 6	21.43	20.93
UNII 7	21.43	20.93
UNII 8	21.43	20.93

(Actual value of loss for the attenuator and cable combination)

8.4. Power Spectral Density

Indoor Client Limit

Band	Limit (e.i.r.p)
UNII 5,6,7,8	-1 dBm/MHz

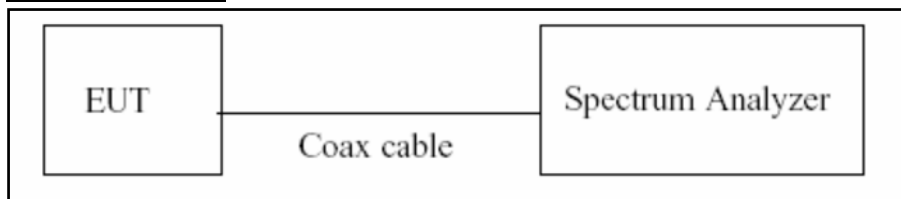
[47 CFR 15.407(a)(8)] For client devices operating under the control of an indoor access point in the 5.925-7.125 GHz bands, the maximum power spectral density must not exceed -1 dBm e.i.r.p. in any 1-megahertz band.

Standard Client Limit

Band	Limit (e.i.r.p)
UNII 5,7	17 dBm/MHz

[47 CFR 15.407(a)(7)] For client devices, except for fixed client devices as defined in this subpart, operating under the control of a standard power access point in 5.925-6.425 GHz and 6.525-6.875 GHz bands, the maximum power spectral density must not exceed 17 dBm e.i.r.p. in any 1-megahertz band

Test Configuration



Test Procedure

We tested according to Procedure F in KDB 789033 D02 v02r01.

1. Set span to encompass the entire emission bandwidth(EBW) of the signal.
2. RBW = 1 MHz
3. VBW \geq 3 MHz
4. Number of points in sweep \geq 2 x span/RBW.
5. Sweep time = auto.
6. Detector = RMS(i.e., power averaging), if available. Otherwise, use sample detector mode.
7. Do not use sweep triggering. Allow the sweep to “free run”.
8. Trace average at least 100 traces in power averaging(RMS) mode
9. Use the peak search function on the spectrum analyzer to find the peak of the spectrum.
10. If Method SA-2 was used, add $10 \log(1/x)$, where x is the duty cycle, to the peak of the spectrum.

Sample Calculation

Total PSD(dBm) = Measured Level(dBm) + ATT loss(dB) + Cable loss(dB) + Duty Cycle Factor(dB)

Note

1. Spectrum Measured Levels are not plot data.

The PSD results in plot is already including the actual values of loss for the attenuator and cable combination.

2. Spectrum offset

Ant.1: Attenuator loss(20 dB) + Cable loss + EUT Cable loss(0.50 dB)

Ant.2: Attenuator loss(20 dB) + Cable loss

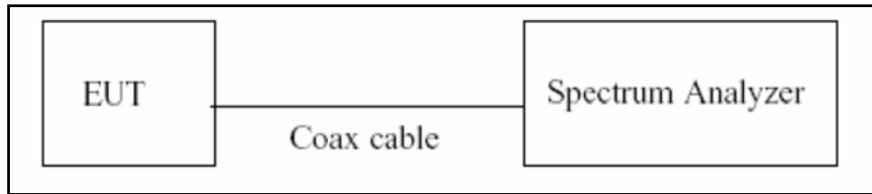
3. Actual value of loss for the attenuator and cable combination is below table.

Band	Ant.1 Loss(dB)	Ant.2 Loss(dB)
UNII 5	21.43	20.93
UNII 6	21.43	20.93
UNII 7	21.43	20.93
UNII 8	21.43	20.93

(Actual value of loss for the attenuator and cable combination)

8.5. In-Band Emission (Emissions Mask)

Test Configuration

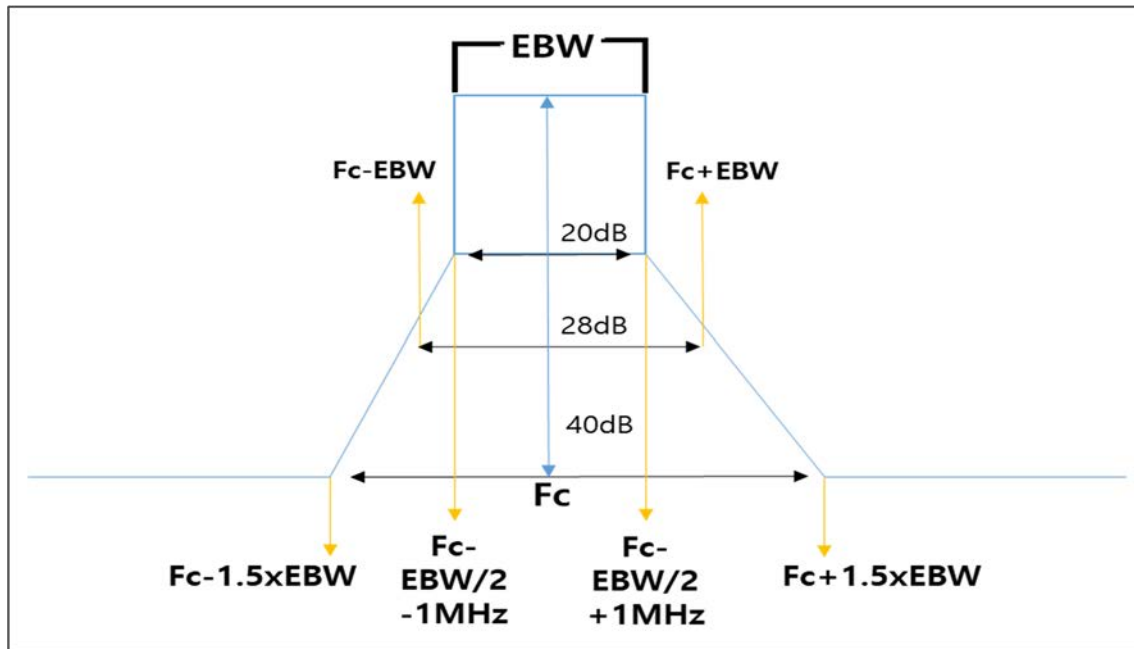


Test Procedure

We tested according to Procedure J in KDB 987594 D02.

1. Connect output of the antenna port to a spectrum analyzer or EMI receiver, with appropriate attenuation, as to not damage the instrumentation.
2. Set the reference level of the measuring equipment in accordance with procedure 4.1.5.2 of ANSI C63.10-2013.
3. Measure the 26 dB EBW using the test procedure 12.4.1 of ANSI C63.10-2013. (This will be used to determine the channel edge.)
4. Measure the power spectral density (which will be used for emissions mask reference) using the following procedure:
 - a. Set the span to encompass the entire 26 dB EBW of the signal.
 - b. Set RBW = same RBW used for 26 dB EBW measurement.
 - c. Set VBW $\geq 3 \times$ RBW
 - d. Number of points in sweep $\geq [2 \times \text{span} / \text{RBW}]$.
 - e. Sweep time = auto.
 - f. Detector = RMS (i.e., power averaging)
 - g. Trace average at least 100 traces in power averaging (rms) mode.
 - h. Use the peak search function on the instrument to find the peak of the spectrum.
5. For the purposes of developing the emission mask, the channel bandwidth is defined as the 26 dB EBW.

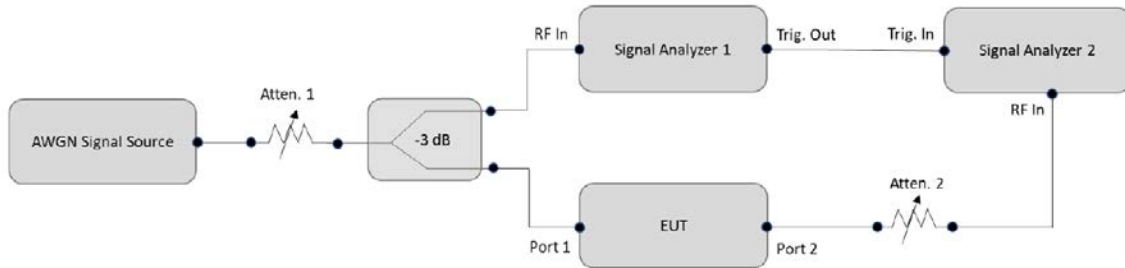
6. Using the measuring equipment limit line function, develop the emissions mask based on the following requirements. The emissions power spectral density must be reduced below the peak power spectral density (in dB) as follows:
 - a. Suppressed by 20 dB at 1 MHz outside of the channel edge. (The channel edge is defined as the 26-dB point on either side of the carrier center frequency.)
 - b. Suppressed by 28 dB at one channel bandwidth from the channel center.
 - c. Suppressed by 40 dB at one- and one-half times the channel bandwidth from the channel center.
7. Adjust the span to encompass the entire mask as necessary.
8. Clear trace.
9. Trace average at least 100 traces in power averaging (rms) mode.
10. Adjust the reference level as necessary so that the crest of the channel touches the top of the emission mask.



Generic Emission Mask

8.6. Contention Based Protocol

Test Configuration



Test Procedure

We tested according to Procedure I in KDB 987594 D02.

1. Configure the EUT to transmit with a constant duty cycle.
2. Set the operating parameters of the EUT including power level, operating frequency, modulation and bandwidth.
3. Set the signal analyzer center frequency to the nominal EUT channel center frequency. The span range of the signal analyzer shall be between two times and five times the OBW of the EUT. Connect the output port of the EUT to the signal analyzer 2, as shown in Test Configuration. Ensure that the attenuator 2 provides enough attenuation to not overload the signal analyzer 2 receiver.
4. Monitoring the signal analyzer 2, verify the EUT is operating and transmitting with the parameters set at step two.
5. Using an AWGN signal source, generate (but do not transmit, i.e., RF OFF) a 10 MHz-wide AWGN signal. Use Table 1 to determine the center frequency of the 10 MHz AWGN signal relative to the EUT's channel bandwidth and center frequency.
6. Set the AWGN signal power to an extremely low level (more than 20 dB below the -62 dBm threshold). Connect the AWGN signal source, via a 3-dB splitter, to the signal analyzer 1 and the EUT as shown in Test Configuration.
7. Transmit the AWGN signal (RF ON) and verify its characteristics on the signal analyzer
8. Monitor the signal analyzer 2 to verify if the AWGN signal has been detected and the EUT has ceased transmission. If the EUT continues to transmit, then incrementally increase the AWGN signal power level until the EUT stops transmitting.
9. (Including all losses in the RF paths) Determine and record the AWGN signal power level (at the EUT's antenna port) at which the EUT ceased transmission. Repeat the procedure at least 10 times to verify the EUT can detect an AWGN signal with 90% (or better) level of certainty.
10. Refer to Table 1 to determine number of times the detection threshold testing needs to be repeated. If testing is required more than once, then go back to step 5, choose a different center frequency for the AWGN signal and repeat the process.

Sample Calculation

Incumbent signal Power(dBm) = Measured Value(dBm)

Modified Detection Limit(dBm) = Detection Limit(-62 dBm) + Antenna Gain(dBi)

8.7. Dual Client Test, Demonstration of Proper Power Adjustment based on Associated AP

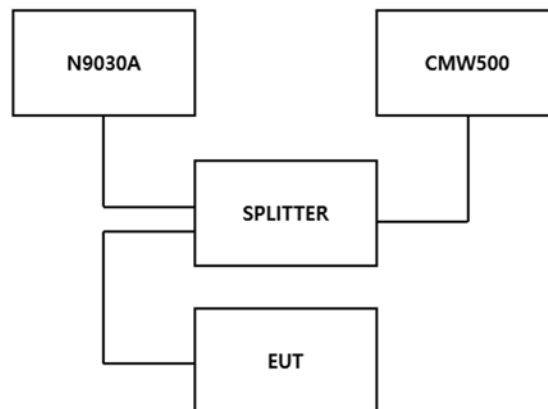
Limit

The power is no more than 30 dBm EIRP.(Standart Power AP)

The power is no more than 24 dBm EIRP.(Low Power indoor AP)

Test Configuration

The EUT was connected to a standard power&Low Power indoor 6GHz access point (CMW 500).



Test Procedure

We tested according to Procedure I in KDB 987594 D02.

1. Connect equipment as shown in Test Configuration.
2. Adjust Atten 2 to Std Power AP(CMW500) so as to facilitate error free communication with the Client (Atten 1 should be set to High on the RF path to the Low Power AP).
3. Configure the Client and APs(CMW500) so that they associate and start sending data (stream data). It is important that the client is configured to transmit at its highest power level. Initially, because the attenuation on Atten 1 is set high, the Client will only associate with the Std Power AP(CMW500).
4. Verify transmission between Client and Std Power AP(CMW500). Additional attenuators may be required to protect measurement equipment. Measure the Client RF power using any of the methods in C63.10 for NII devices.
5. Gradually increase Atten 2 while at the same time decreasing Atten 1. This simulates the Client moving from outdoors to indoors. At some level of attenuation the Client should associate with the Low Power indor AP(CMW500).
Verify transmission between Client and Low Power AP(CMW500).
6. Measure the RF power of the Client device using the same method as in step 4. Verify the power is no more than 24 dBm EIRP.

Note

The test was executed with the emulator(CMW500) instead of the Std Power AP and Low Power AP.

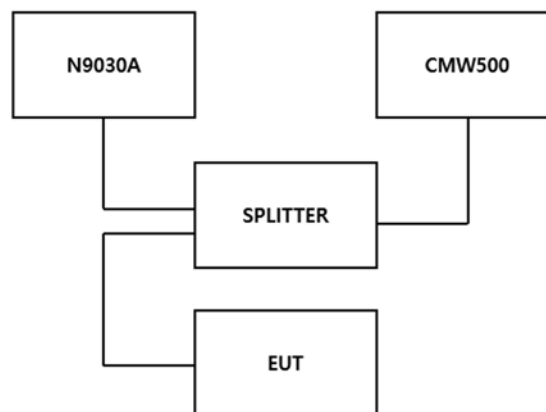
8.8. Proper Power Adjustment, Client Devices Connected to a Standard Power Access Point

Limit

The maximum power limits shall remain at least 6 dB below the power levels authorized for the associated standard-power access point.

Test Configuration

The EUT was connected to a standard-power access point(CMW 500).



Test Procedure

We tested according to Procedure I in KDB 987594 D02.

1. Connect equipment as shown in Test Configuration.
2. Adjust Atten 1 to Std Power AP(CMW500) so as to facilitate error free communication with the Client but protect the Client receiver from overload or damage.
3. Configure the Client and AP(CMW500) so that they associate and start sending data (stream data). The AP(CMW500) should be configured such that its registered power is 36 dBm EIRP.
4. Verify transmission between Client and Std Power AP(CMW500). Additional attenuators may be required to protect measurement equipment. Measure the Client RF power using any of the methods in C63.10 for NII devices. Use this power, along with its antenna gain, to calculate the Client EIRP.
The Client EIRP should be minimally 6 dB lower than that of the AP(CMW500).
5. Repeat Steps 2 through 5 at two other selected measurement points – the first at the midpoint and the second at the lowest rated power of the client as declared by the manufacturer.

Note

The test was executed with the emulator(CMW500) instead of a standard-power access point.

8.9. Radiated Test

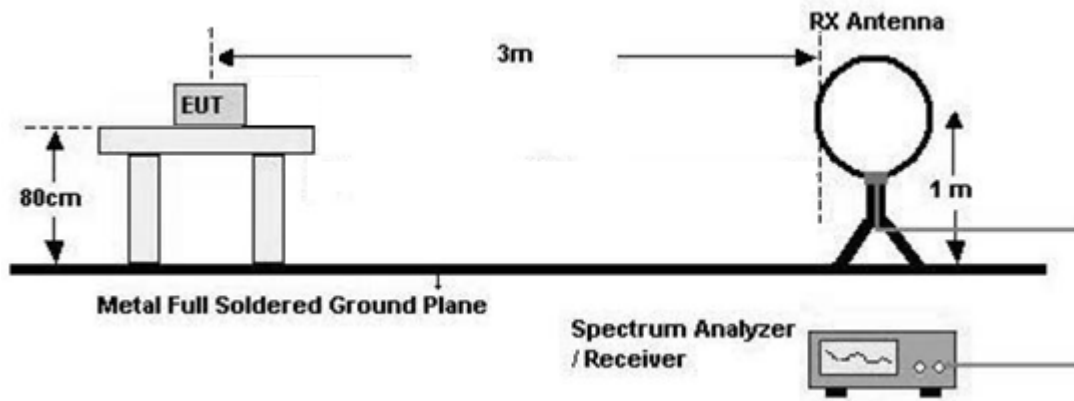
Limit

1. For transmitters operating within the 5.925-7.125 GHz band: Any emissions outside of the 5.925-7.125 GHz band must not exceed an e.i.r.p. of -27 dBm/MHz.
2. All out of band emissions appearing in a restricted band as specified in Section 15.205 of the Title 47 CFR must not exceed the limits shown in Section 15.209.

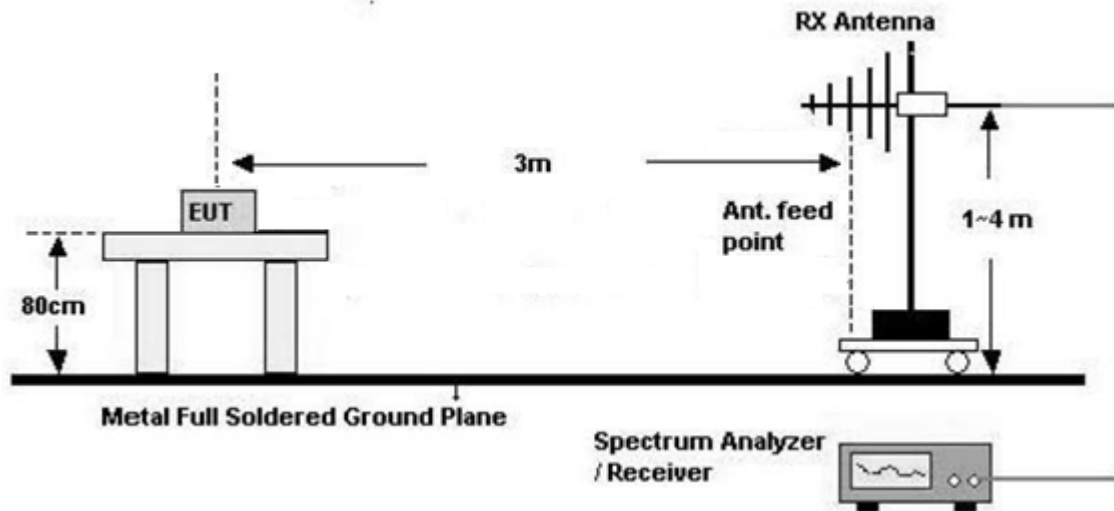
Frequency (MHz)	Field Strength (μ V/m)	Measurement Distance (m)
0.009 – 0.490	$2400/F(\text{kHz})$	300
0.490 – 1.705	$24000/F(\text{kHz})$	30
1.705 – 30	30	30
30-88	100	3
88-216	150	3
216-960	200	3
Above 960	500	3

Test Configuration

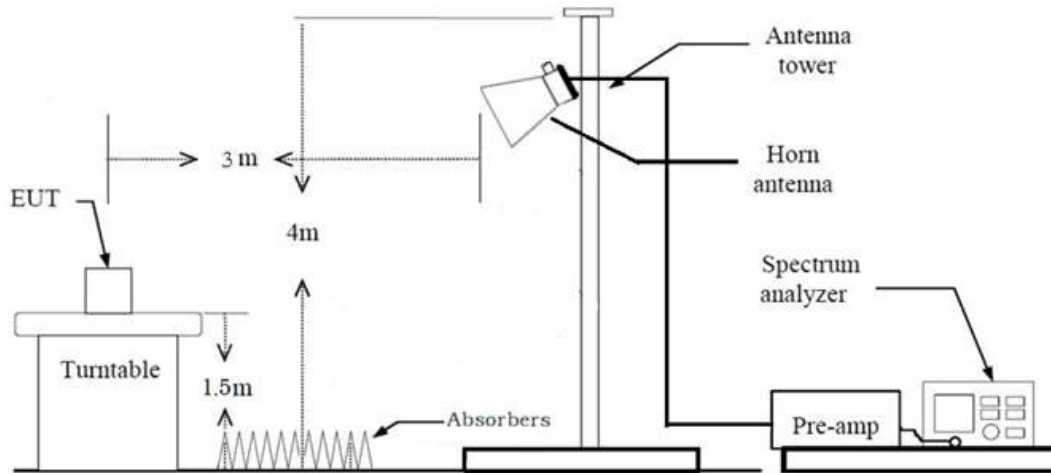
Below 30 MHz



30 MHz - 1 GHz



Above 1 GHz



Test Procedure of Radiated spurious emissions(Below 30 MHz)

1. The EUT was placed on a non-conductive table located on semi-anechoic chamber.
2. The loop antenna was placed at a location 3 m from the EUT
3. The EUT is placed on a turntable, which is 0.8m above ground plane.
4. We have done x, y, z planes in EUT and horizontal and vertical polarization and Parallel to the ground plane in detecting antenna.
5. The turntable shall be rotated for 360 degrees to determine the position of maximum emission level.
6. Distance Correction Factor(0.009 MHz – 0.490 MHz) = $40\log(3\text{ m}/300\text{ m}) = -80\text{ dB}$
Measurement Distance : 3 m
7. Distance Correction Factor(0.490 MHz – 30 MHz) = $40\log(3\text{ m}/30\text{ m}) = -40\text{ dB}$
Measurement Distance : 3 m
8. Spectrum Setting
 - Frequency Range = 9 kHz ~ 30 MHz
 - Detector = Peak
 - Trace = Max Hold
 - RBW = 9 kHz
 - VBW $\geq 3 \times$ RBW
9. Total = Measured Value + Antenna Factor(A.F) + Cable Loss(C.L) + Distance Factor(D.F)
10. Measurement value only up to 6 maximum emissions noted, or would be lesser if no specific emissions from the EUT are recorded (ie: margin > 20 dB from the applicable limit) and considered that's already beyond the background noise floor.

KDB 414788 OFS and Chamber Correlation Justification

Base on FCC 15.31 (f) (2): measurements may be performed at a distance closer than that specified in the regulations; however, an attempt should be made to avoid making measurements in the near field. OFS and chamber correlation testing had been performed and chamber measured test result is the worst case test result.

Test Procedure of Radiated spurious emissions(Below 1 GHz)

1. The EUT was placed on a non-conductive table located on semi-anechoic chamber.
2. The EUT is placed on a turntable, which is 0.8m above ground plane.
3. The Hybrid antenna was placed at a location 3 m from the EUT, which is varied from 1 m to 4 m to find out the highest emissions.
4. We have done x, y, z planes in EUT and horizontal and vertical polarization in detecting antenna.
5. The turntable shall be rotated for 360 degrees to determine the position of maximum emission level.
6. Spectrum Setting
 - (1) Measurement Type(Peak):
 - Measured Frequency Range : 30 MHz – 1 GHz
 - Detector = Peak
 - Trace = Max Hold
 - RBW = 100 kHz
 - VBW \geq 3 x RBW
 - (2) Measurement Type(Quasi-peak):
 - Measured Frequency Range : 30 MHz – 1 GHz
 - Detector = Quasi-Peak
 - RBW = 120 kHz
- ※In general, (1) is used mainly
- 7.Total = Measured Value + Antenna Factor(A.F) + Cable Loss(C.L)
8. Measurement value only up to 6 maximum emissions noted, or would be lesser if no specific emissions from the EUT are recorded (ie: margin > 20 dB from the applicable limit) and considered that's already beyond the background noise floor.

Test Procedure of Radiated spurious emissions (Above 1 GHz)

1. The EUT is placed on a turntable, which is 1.5 m above ground plane.
2. We have done x, y, z planes in EUT and horizontal and vertical polarization in detecting antenna.
3. The turntable shall be rotated for 360 degrees to determine the position of maximum emission level.
4. EUT is set 3 m away from the receiving antenna, which is varied from 1 m to 4 m to find out the highest emissions.
5. Maximum procedure was performed on the six highest emissions to ensure EUT compliance.
6. Each emission was to be maximized by changing the polarization of receiving antenna both horizontal and vertical.
7. The unit was tested with its standard battery.
8. Spectrum Setting

(1) Measurement Type(Peak, G.5 in KDB 789033 v02r01):

- RBW = 1 MHz
- VBW \geq 3 MHz
- Detector = Peak
- Sweep Time = auto
- Trace mode = Max Hold
- Allow sweeps to continue until the trace stabilizes.

Note that if the transmission is not continuous, the time required for the trace to stabilize will increase by a factor of approximately $1/x$, where x is the duty cycle.

(2) Measurement Type (Average, G.6.c in KDB 789033 v02r01):

- RBW = 1 MHz
- VBW \geq 3 MHz
- The analyzer is set to linear detector mode.
- Averaging type = power (i.e., RMS)
- Sweep time = auto.
- Trace mode = average (at least 100 traces).
- If a specific emission is demonstrated to be continuous (100% duty cycle) rather than turning on

and off with the transmit cycle, no duty cycle correction is required for that emission.

9. Distance extrapolation factor = $20\log(\text{test distance} / \text{specific distance})$ (dB)
10. Measurement value only up to 6 maximum emissions noted, or would be lesser if no specific emissions from the EUT are recorded (ie: margin $>$ 20 dB from the applicable limit) and considered that's already beyond the background noise floor
11. Measuring frequencies from 1 GHz to the 10th harmonic of highest fundamental frequency
12. Distance extrapolation factor = $20\log(\text{test distance} / \text{specific distance})$ (dB)
13. Total = Measured Value + Antenna Factor(A.F) + Cable Loss(C.L) - Amp Gain(G) + Distance Factor(D.F)

Test Procedure of Radiated Restricted Band Edge

1. The EUT is placed on a turntable, which is 1.5 m above ground plane.
2. We have done x, y, z planes in EUT and horizontal and vertical polarization in detecting antenna.
3. The turntable shall be rotated for 360 degrees to determine the position of maximum emission level.
4. EUT is set 3 m away from the receiving antenna, which is varied from 1 m to 4 m to find out the highest emissions.
5. Maximum procedure was performed on the six highest emissions to ensure EUT compliance.
6. Each emission was to be maximized by changing the polarization of receiving antenna both horizontal and vertical.
7. The unit was tested with its standard battery.
8. Spectrum Setting
 - (1) Measurement Type(Peak, G.5 in KDB 789033 v02r01):
 - RBW = 1 MHz
 - VBW \geq 3 MHz
 - Detector = Peak
 - Sweep Time = auto
 - Trace mode = Max Hold
 - Allow sweeps to continue until the trace stabilizes.Note that if the transmission is not continuous, the time required for the trace to stabilize will increase by a factor of approximately 1/x, where x is the duty cycle.

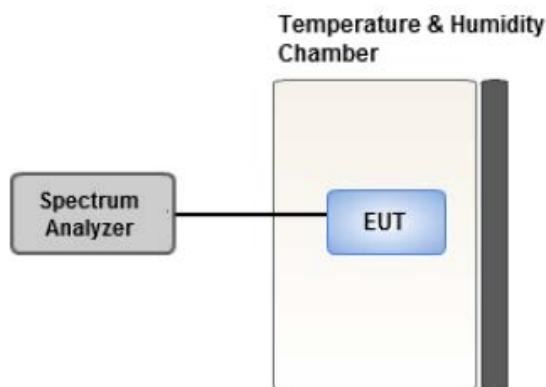
 - (2) Measurement Type (Average, G.6.c in KDB 789033 v02r01):
 - RBW = 1 MHz
 - VBW \geq 3 MHz
 - The analyzer is set to linear detector mode.
 - Averaging type = power (i.e., RMS)
 - Sweep time = auto.
 - Trace mode = average (at least 100 traces).
 - If a specific emission is demonstrated to be continuous (100% duty cycle) rather than turning on and off with the transmit cycle, no duty cycle correction is required for that emission.
9. Distance extrapolation factor = $20\log(\text{test distance} / \text{specific distance})$ (dB)
10. Total = Measured Value + Antenna Factor(A.F) + Cable Loss(C.L) - Amp Gain(G) + Attenuator + Distance Factor(D.F)

8.10. Frequency Stability

Limit

Maintained within the band

Test Configuration



Test Procedure

1. The EUT was placed inside an environmental chamber as the temperature in the chamber was varied between -30 °C and 50 °C.
2. The temperature was incremented by 10 °C intervals and the unit was allowed to stabilize at each temperature before each measurement. The center frequency of the transmitting channel was evaluated at each temperature and the frequency deviation from the channel's center frequency was recorded.
3. The primary supply voltage is varied from 85% to 115% of the nominal value for non hand-carried battery and AC powered equipment. For hand-carried, battery-powered equipment, primary supply voltage is reduced to the battery operating end point which shall be specified by the manufacturer.
4. While maintaining a constant temperature inside the environmental chamber, turn the EUT ON and record the operating frequency at startup, and at 2 minutes, 5 minutes, and 10 minutes after the EUT is energized. Four measurements in total are made.

8.11. Test RU offset for Tones

BW (MHz)	Tones (T)	RU offset	Test RU offset		
			Low	Mid	High
20	26	0~8	0	4	8
	52	37~40	37	38	40
	106	53~54	53	-	54
	242	61	-	61	-
40	26	0~17	0	9	17
	52	37~44	37	41	44
	106	53~56	53	54	56
	242	61~62	61	-	62
	484	65	-	65	-
80	26	0~36	0	18	36
	52	37~52	37	45	52
	106	53~60	53	57	60
	242	61~64	61	62	64
	484	65~66	65	-	66
	996	67	-	67	-
160	26	0~36	0	18	36
	52	37~52	37	45	52
	106	53~60	53	57	60
	242	61~64	61	62	64
	484	65~66	65	-	66
	996	67	-	67	-
	2x996	68	-	68	-

8.12. Worst case configuration and mode

Conducted test

1. All data rate of operation were investigated and the worst case results are reported.

- HE20 : MCS 0
- HE40 : MCS 0
- HE80 : MCS 0
- HE160 : MCS 0
- 802.11 a : 6 Mbps

2. SM-F741U, SM-F741U1 were tested and the worst case results are reported.

(Worst case: SM-F741U)

Radiated test

1. All modes of operation were investigated and the worst case configuration results are reported.

- Mode : Stand alone, Stand alone + External accessories(Earphone, etc)
- Worstcase : Stand alone

2. The EUT was tested in three modes(Open, Half-open, Closed), the worst case configuration results are reported.

- Radiated Spurious Emissions Worst case : Open mode
- Radiated Restricted Band Edge : Open mode

3. EUT Axis

- Radiated Spurious Emissions : Z
- Radiated Restricted Band Edge : X

4. All data rate of operation were investigated and the worst case results are reported.

(Worst case : MCS0)

5. All Antenna of operation were investigated and the worst case results are reported

- Mode : SISO, Ant1+Ant2(SDM), Ant1+Ant2(CDD)
- Worstcase : Ant1+Ant2(CDD)

6. All position of loop antenna were investigated and the test result is a no critical peak found at all positions.

- Position : Horizontal, Vertical, Parallel to the ground plane

7. SM-F741U, SM-F741U1 were tested and the worst case results are reported.

(Worst case: SM-F741U)

8. All mode(Tone, RU Offset) of operation were investigated and the worst case configuration results are reported

Test	Tone	RU Offset
RSE	Indoor Client / Standard Client Worst case: 484 Tone [HE 40]	Full Tone : 65
	Indoor Client / Standard Client [802.11a] : 6 Mbps (UNII5,6,7,8) [HE 20] : 242 Tone (UNII5,6,7,8) [HE 40] : 484 Tone (UNII5) [HE 80] : 996 Tone (UNII5) [HE160] : 2x996 Tone (UNII5)	[802.11a] - [HE 20] Full Tone : 61 [HE 40] Full Tone : 65 [HE 80] Full Tone : 67 [HE160] Full Tone : 68
Bandedge (UNII5,8)	Indoor Client / Standard Client [802.11a] : 6 Mbps(UNII5,8) [HE 20] : 26 Tone(UNII5,8), 52 Tone(UNII5,8), 106 Tone(UNII5,8), 242 Tone(UNII5, 8), SU(UNII5,8) [HE 40] : 484 Tone(UNII5), SU(UNII5) 52 Tone(UNII8), SU(UNII8) [HE 80] : 996 Tone(UNII5,8), SU(UNII5,8) [HE 160L] : 996 Tone(UNII5), 484 Tone(UNII8) [HE 160U] : 484 Tone(UNII5,8) [HE 160] : 2x996 Tone(UNII5,8), SU(UNII5,8)	[802.11a] - [HE20] Low Edge: 0, 37, 53 High Edge: 8, 40, 54 Full Tone : 61 [HE40] 52 Tone: 44, Full Tone : 65 [HE80] Full Tone : 67 [HE160(80L)] 484 Tone: 65, 996 Tone : 67 [HE160(80U)] 484 Tone : 66 [HE160] Full Tone : 68

Radiated test(RDBS)

1. All modes of operation were investigated and the worst case configuration results are reported.

- Mode : Stand alone, Stand alone + External accessories(Earphone, Keyboard, etc)

- Worstcase : Stand alone

2. EUT Axis

- Radiated Spurious Emissions : X

3. All of RSDB Scenario were investigated and the worst case configuration results are reported.

RSDB Scenario	2.4 GHz WiFi Ant.1	2.4 GHz WiFi Ant.2	5 GHz WiFi Ant.1	5 GHz WiFi Ant.2	6 GHz WiFi Ant.1	6 GHz WiFi Ant.2	Bluetooth Ant.1	Bluetooth Ant.2	Test Case
2.4 GHz WiFi MIMO + 6 GHz WiFi MIMO	on	on			on	on			
2.4 GHz WiFi MIMO + 5 GHz WiFi MIMO	on	on	on	on					Scenario1
Dual Bluetooth + 5 GHz WiFi MIMO			on	on			on	on	Scenario2
Dual Bluetooth + 6 GHz WiFi MIMO					on	on	on	on	Scenario3
Bluetooth ANT.1 + 2.4 GHz WiFi ANT.2 + 5 GHz WiFi MIMO		on	on	on			on		Scenario4
Bluetooth ANT.1 + 2.4 GHz WiFi ANT.2 + 6 GHz WiFi MIMO		on			on	on	on		

4. The RSDB mode test investigated both intermodulation and radiated spurious emissions.

And the worst results were reported.

- Worst result: Radiated spurious emissions

- Intermodulation: No signals are generated.

- Radiated spurious emissions: cf. Section 10.6.2.

5. The following tables show the worst case configurations determined during testing.

(Worst case: The lowest margin condition the channels and modes were selected for test.)

RSDB Scenario 3	Description	Bluetooth Emission	6 GHz Emission
Dual Bluetooth + 6 GHz WiFi MIMO	Antenna	Dual Ant	Ant All
	Channel	78	3
	Data Rate	1 Mbps	MCS0
	Mode	GFSK	802.11ax(HE40)
	Tone, RU	N/A	484, 65

Note : BT RSDB Data refer to [BT] Test Report

6. SM-F741U, SM-F741U1 were tested and the worst case results are reported.

(Worst case: SM-F741U)

AC Power line Conducted Emissions

1. All modes of operation were investigated and the worst case configuration results are reported.

- Mode : Stand alone + External accessories(Earphone, Keyboard etc)+Travel Adapter, Stand alone +
Travel Adapter

- Worstcase : Stand alone + Travel Adapter

2. SM-F741U, SM-F741U1 were tested and the worst case results are reported.

(Worst case: SM-F741U)

9. SUMMARY OF TEST RESULTS

Test Description	FCC Part Section(s)	Test Limit	Test Condition	Test Result
26dB Bandwidth	§ 15.407(a)(10)	< 320 MHz (For channels with a nominal bandwidth less than 320 MHz)	Conducted	PASS
99% Bandwidth	§ 15.407(a)(10)	< 320 MHz (For channels with a nominal bandwidth of 320 MHz.)		(Note ¹)
Output Power Maximum EIRP	§ 15.407(a)(4)	<u>U-NII-5(5925-6425 MHz) & U-NII-7(6525-6875 MHz)</u> Standard-Power Access Point (AFC Controlled) EIRP < 36 dBm Client(Connected to standard-Power Access Point) EIRP < 30 dBm <u>U-NII-5(5925-6425 MHz) & U-NII-6(6425-6525 MHz)</u> <u>U-NII-7(6525-6875 MHz) & U-NII-8(6875-7125 MHz)</u> Low-Power Access Point (indoor only) EIRP < 30 dBm Client (Connected to Low-Power Access Point) EIRP < 24 dBm		PASS
Output Power Maximum EIRP Power Spectral Density	§ 15.407(a)(4)	<u>U-NII-5(5925-6425 MHz) & U-NII-7(6525-6875 MHz)</u> Standard-Power Access Point (AFC Controlled) < 33 dBm/MHz (EIRP) Client(Connected to standard-Power Access Point) < 17 dBm/MHz (EIRP) <u>U-NII-5(5925-6425 MHz) & U-NII-6(6425-6525 MHz)</u> <u>U-NII-7(6525-6875 MHz) & U-NII-8(6875-7125 MHz)</u> Low-Power Access Point (indoor only) < 5 dBm/MHz (EIRP) Client (Connected to Low-Power Access Point) < -1 dBm/MHz (EIRP)		PASS
AC Conducted Emissions 150 kHz-30 MHz	15.407 (b)(9)	<FCC 15.207 limits		PASS
Contention Based Protocol	§ 15.407(d)(6)	Detect co-channel energy with 90% or greater certainty.		PASS (Note ²)
Frequency Stability	§ 15.407(g) § 2.1055	Maintained within the band		PASS
Proper Power Adjustment, Client Devices Connected to a Standard Power Access Point	§ 15.407(a)(7)	The maximum power limits shall remain at least 6 dB below the power levels authorized for the associated standard-power access point.		PASS
Dual Client Test, Demonstration of Proper Power Adjustment based on Associated AP	§ 15.407(a)(7) § 15.407(a)(8)	EIRP < 30 dBm (Standard Power) EIRP < 24 dBm (Low Power Indoor)		PASS
In-Band Emissions (Emissions Mask)	§ 15.407(b)(7)	a. Suppressed by 20 dB at 1 MHz outside of the channel edge. (The channel edge is defined as the 26-dB point on either side of the carrier center		PASS

Test Description	FCC Part Section(s)	Test Limit	Test Condition	Test Result
		frequency.) b. Suppressed by 28 dB at one channel bandwidth from the channel center. c. Suppressed by 40 dB at one- and one-half times the channel bandwidth from the channel center.		
Undesirable Emissions	§ 15.407(b) § 15.35(b)	<-27 dBm/MHz EIRP (UNII5, 6, 7, 8)		PASS
General Field Strength Limits(Restricted Bands and Radiated Emission Limits)	15.205, 15.407(b)(9),(10)	Emissions in restricted bands must meet the radiated limits detailed in 15.209	Radiated	PASS

Note:

1. This device is not supported bandwidth of 320MHz.
99% Bandwidth results are used for information purposes only.
2. Bandwidth Reduction was used for incumbent avoidance.
3. This device doesn't support Channel Puncturing in the 6GHz Wi-Fi bands.

10. TEST RESULT

10.1 DUTY CYCLE

10.1.1 802.11 ax Duty Cycle

Mode	Tones	Data Rate (Mbps)	T _{on} (ms)	T _{total} (ms)	Duty Cycle	Duty Cycle Factor (dB)
HE 20M	26	MCS0	4.580	4.601	0.996	0.019
	52	MCS0	4.570	4.586	0.996	0.016
	106	MCS0	2.492	2.509	0.993	0.029
	242	MCS0	1.122	1.140	0.984	0.068
HE 40M	26	MCS0	4.580	4.595	0.997	0.014
	52	MCS0	4.570	4.585	0.997	0.014
	106	MCS0	2.490	2.509	0.992	0.033
	242	MCS0	1.122	1.140	0.985	0.068
	484	MCS0	0.607	0.625	0.972	0.124
HE 80M	26	MCS0	4.575	4.595	0.996	0.019
	52	MCS0	4.565	4.585	0.996	0.019
	106	MCS0	2.490	2.509	0.992	0.033
	242	MCS0	1.121	1.139	0.985	0.067
	484	MCS0	0.608	0.625	0.972	0.122
	996	MCS0	0.599	0.617	0.971	0.126
HE 160M	26	MCS0	4.580	4.595	0.997	0.014
	52	MCS0	4.570	4.585	0.997	0.014
	106	MCS0	2.490	2.509	0.992	0.033
	242	MCS0	1.122	1.140	0.985	0.068
	484	MCS0	0.608	0.625	0.973	0.118
	996	MCS0	0.600	0.617	0.973	0.120
	2x996	MCS0	5.447	5.462	0.997	0.012
802.11ax (SU)	BW 20	MCS0	5.447	5.467	0.996	0.016
	BW 40	MCS0	5.442	5.462	0.996	0.016
	BW 80	MCS0	5.447	5.462	0.997	0.012
	BW 160	MCS0	5.442	5.462	0.996	0.016

10.1.2 802.11 a Duty Cycle

Mode	Data Rate (Mbps)	T _{on} (ms)	T _{total} (ms)	Duty Cycle	Duty Cycle Factor (dB)
802.11a	6 Mbps	1.464	1.564	0.936	0.287

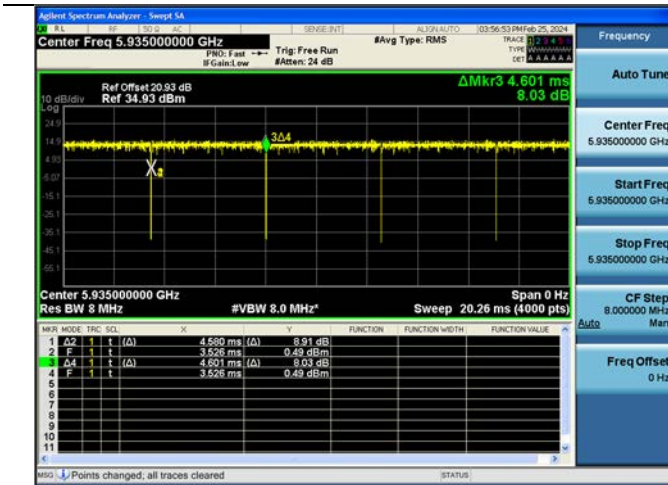
Note: Duty Cycle Factor = $10 \cdot \log(1/\text{Duty Cycle})$. where, Duty Cycle = $T_{\text{on}} / T_{\text{total}}$

Test Plots

Note: In order to simplify the report, attached plots were only the lowest datarate.

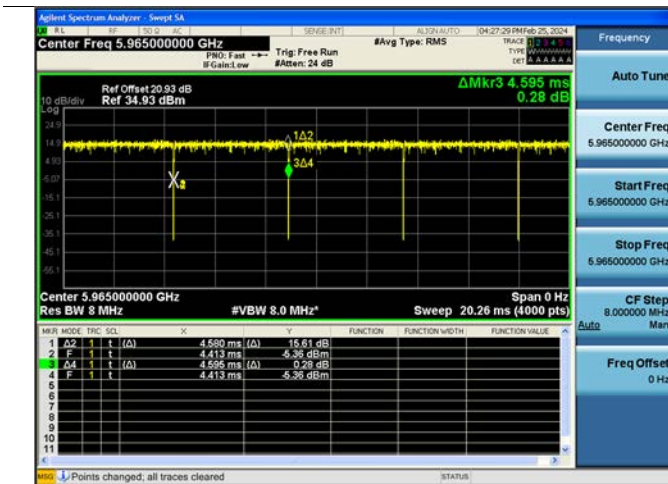
802.11ax HE 20 Ch.2(5935 MHz) 26 Tones MCS0

802.11ax HE 20 Ch.2(5935 MHz) SU MCS0



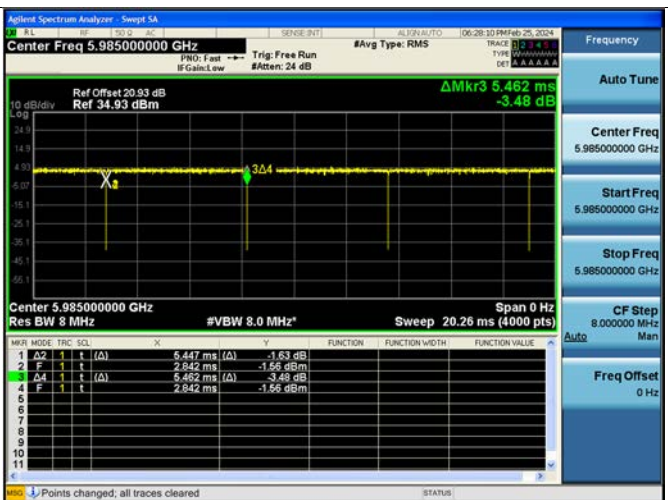
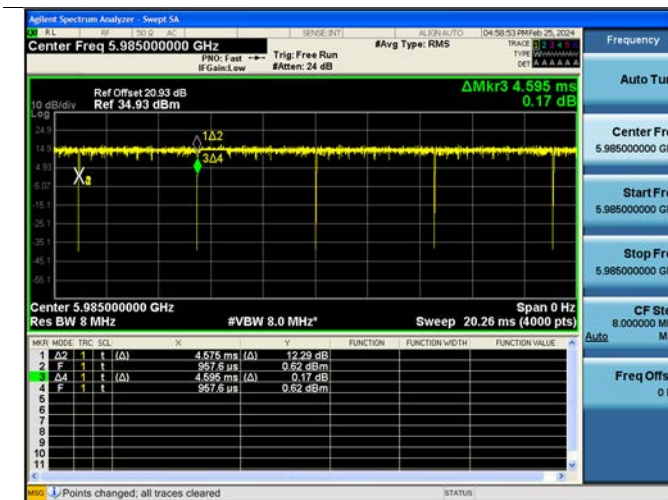
802.11ax HE 40 Ch.3(5965 MHz) 26 Tones MCS0

802.11ax HE 40 Ch.3(5965 MHz) SU MCS0

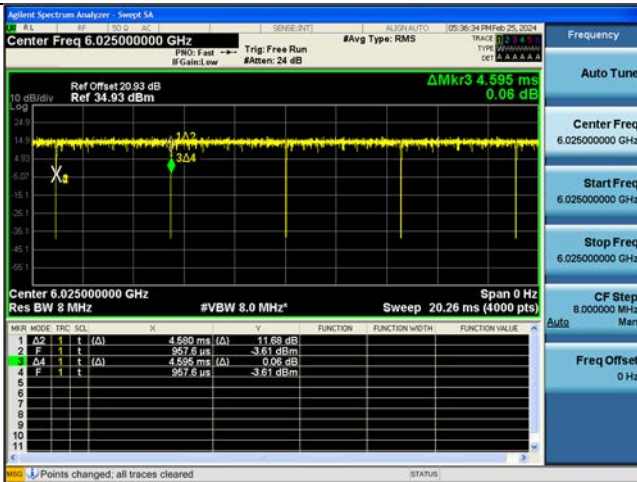


802.11ax HE 80 Ch.7(5985 MHz) 26 Tones MCS0

802.11ax HE 80 Ch.7(5985 MHz) SU MCS0



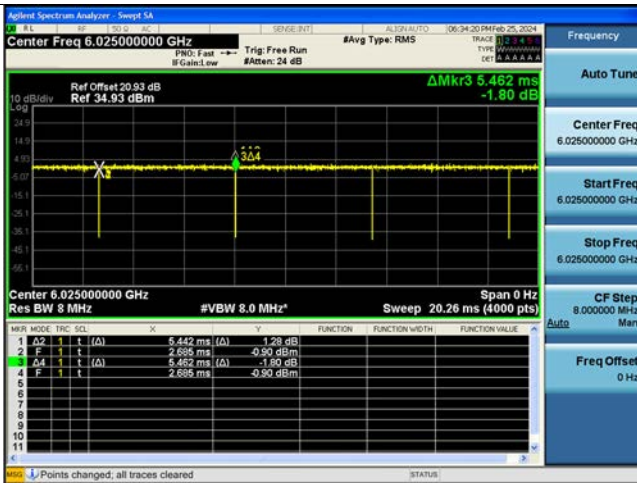
802.11ax HE 160 Ch.15(6025 MHz) 26 Tones MCS0



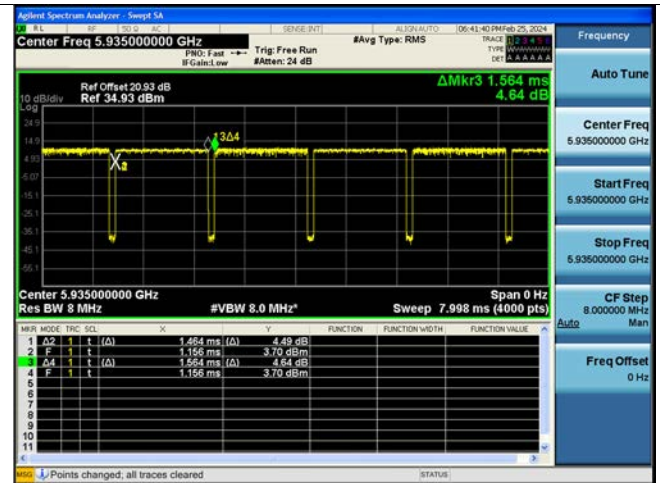
802.11ax HE 160 Ch.15(6025 MHz) 2x996T MCS0



802.11ax HE 160 Ch.15(6025 MHz) SU MCS0



802.11a Ch.2(5935 MHz) 6 Mbps



10.2 26 dB BANDWIDTH & 99% BANDWIDTH

10.2.1 26 dB BANDWIDTH(Indoor client, Standard client)

10.2.1.1 Ant1

Mode : HE20 26T								
Band	Freq. [MHz]	CH.	26dB Bandwidth [MHz]			99% Occupied Bandwidth [MHz]		
			RU Index : Low	RU Index : Mid	RU Index : High	RU Index : Low	RU Index : Mid	RU Index : High
			ANT1	ANT1	ANT1	ANT1	ANT1	ANT1
UNII5	5935	2	19.69	18.14	19.60	18.120	17.006	18.134
	6175	45	18.78	18.41	19.62	17.484	17.032	18.108
	6415	93	19.84	18.42	19.55	17.968	17.036	18.073
UNII6	6435	97	19.60	18.31	19.45	18.053	16.899	18.117
	6475	105	19.65	18.39	19.58	18.124	16.781	18.226
	6515	113	19.64	18.07	19.49	18.228	16.835	18.268
UNII7	6535	117	19.50	18.13	19.75	18.135	16.876	18.190
	6695	149	19.58	17.82	19.49	18.179	16.551	18.305
	6855	181	19.54	18.30	19.57	18.240	16.510	17.883
UNII8	6875	185	19.56	18.33	19.60	18.195	16.894	18.245
	6995	209	19.53	18.16	19.11	18.252	16.952	17.845
	7115	233	19.67	18.33	19.68	18.137	16.941	18.212

Mode : HE20 52T								
Band	Freq. [MHz]	CH.	26dB Bandwidth [MHz]			99% Occupied Bandwidth [MHz]		
			RU Index : Low	RU Index : Mid	RU Index : High	RU Index : Low	RU Index : Mid	RU Index : High
			ANT1	ANT1	ANT1	ANT1	ANT1	ANT1
UNII5	5935	2	19.74	18.75	19.69	18.228	17.108	17.838
	6175	45	19.73	18.33	19.83	18.206	16.988	18.002
	6415	93	19.94	18.31	19.78	18.191	17.004	18.032
UNII6	6435	97	19.81	18.59	19.81	17.744	17.035	18.144
	6475	105	20.12	18.49	19.71	17.745	17.035	17.978
	6515	113	19.92	18.68	19.66	18.259	17.172	18.238
UNII7	6535	117	20.11	18.52	19.99	17.955	17.139	18.227
	6695	149	20.08	18.59	19.71	18.072	17.037	18.208
	6855	181	19.65	18.49	19.99	18.166	17.155	18.191
UNII8	6875	185	19.77	18.72	19.85	18.230	17.135	17.603
	6995	209	19.77	18.59	19.89	18.249	16.848	18.164
	7115	233	19.94	18.61	19.64	18.265	16.869	18.110

Mode : HE20 106T

Band	Freq. [MHz]	CH.	26dB Bandwidth [MHz]			99% Occupied Bandwidth [MHz]		
			RU Index : Low	RU Index : Mid	RU Index : High	RU Index : Low	RU Index : Mid	RU Index : High
			ANT1	ANT1	ANT1	ANT1	ANT1	ANT1
UNII5	5935	2	20.14	-	19.97	18.149	-	18.170
	6175	45	20.21	-	20.14	18.178	-	18.163
	6415	93	20.15	-	20.18	18.239	-	18.212
UNII6	6435	97	20.22	-	20.14	18.168	-	18.238
	6475	105	20.18	-	19.94	18.190	-	17.999
	6515	113	20.13	-	20.04	18.144	-	18.248
UNII7	6535	117	20.13	-	20.06	18.230	-	18.264
	6695	149	20.22	-	20.09	18.193	-	18.205
	6855	181	20.22	-	20.07	18.192	-	18.262
UNII8	6875	185	20.15	-	20.07	18.189	-	18.105
	6995	209	19.97	-	20.03	18.217	-	18.212
	7115	233	19.92	-	20.13	18.212	-	18.231

Mode : HE20 242T

Band	Freq. [MHz]	CH.	26dB Bandwidth [MHz]			99% Occupied Bandwidth [MHz]		
			RU Index : Low	RU Index : Mid	RU Index : High	RU Index : Low	RU Index : Mid	RU Index : High
			ANT1	ANT1	ANT1	ANT1	ANT1	ANT1
UNII5	5935	2	-	20.98	-	-	19.003	-
	6175	45	-	21.03	-	-	19.007	-
	6415	93	-	20.97	-	-	19.016	-
UNII6	6435	97	-	21.01	-	-	19.019	-
	6475	105	-	20.99	-	-	19.030	-
	6515	113	-	21.11	-	-	19.031	-
UNII7	6535	117	-	20.97	-	-	19.028	-
	6695	149	-	21.06	-	-	19.016	-
	6855	181	-	20.83	-	-	19.011	-
UNII8	6875	185	-	21.10	-	-	19.008	-
	6995	209	-	21.03	-	-	19.019	-
	7115	233	-	21.18	-	-	19.019	-

Mode : HE20 SU

Band	Freq. [MHz]	CH.	26dB Bandwidth [MHz]			99% Occupied Bandwidth [MHz]		
			RU Index : Low	RU Index : Mid	RU Index : High	RU Index : Low	RU Index : Mid	RU Index : High
			ANT1	ANT1	ANT1	ANT1	ANT1	ANT1
UNII5	5935	2	-	21.57	-	-	19.018	-
	6175	45	-	21.45	-	-	18.989	-
	6415	93	-	21.53	-	-	19.037	-
UNII6	6435	97	-	21.20	-	-	19.025	-
	6475	105	-	21.91	-	-	19.014	-
	6515	113	-	21.48	-	-	19.030	-
UNII7	6535	117	-	21.44	-	-	19.022	-
	6695	149	-	21.31	-	-	19.006	-
	6855	181	-	21.46	-	-	19.020	-
UNII8	6875	185	-	21.19	-	-	19.020	-
	6995	209	-	21.55	-	-	19.018	-
	7115	233	-	21.38	-	-	19.043	-

Mode : HE40 26T

Band	Freq. [MHz]	CH.	26dB Bandwidth [MHz]			99% Occupied Bandwidth [MHz]		
			RU Index : Low	RU Index : Mid	RU Index : High	RU Index : Low	RU Index : Mid	RU Index : High
			ANT1	ANT1	ANT1	ANT1	ANT1	ANT1
UNII5	5965	3	19.97	22.11	20.00	18.396	20.312	18.349
	6165	43	20.10	21.75	20.01	18.520	20.028	18.315
	6405	91	20.10	21.10	20.07	18.336	19.210	18.293
UNII6	6445	99	19.90	22.39	20.03	18.398	20.059	18.322
	6485	107	20.07	22.30	20.09	18.340	20.074	18.331
	6525	115	20.11	22.52	20.19	18.344	20.256	18.229
UNII7	6565	123	19.79	23.09	20.00	18.344	20.598	18.408
	6685	147	20.12	21.85	20.49	18.418	20.186	18.331
	6845	179	19.93	22.46	20.13	18.264	20.421	18.314
UNII8	6885	187	20.15	22.28	20.15	18.433	20.054	18.398
	7005	211	19.99	21.98	20.05	18.423	20.269	18.281
	7085	227	19.88	22.67	20.31	18.424	20.716	18.373

Mode : HE40 52T

Band	Freq. [MHz]	CH.	26dB Bandwidth [MHz]			99% Occupied Bandwidth [MHz]		
			RU Index : Low	RU Index : Mid	RU Index : High	RU Index : Low	RU Index : Mid	RU Index : High
			ANT1	ANT1	ANT1	ANT1	ANT1	ANT1
UNII5	5965	3	22.25	23.43	22.34	18.295	19.859	17.979
	6165	43	20.36	23.66	21.94	18.103	19.984	17.782
	6405	91	20.26	23.32	21.92	18.133	19.885	18.215
UNII6	6445	99	20.40	23.35	20.20	18.272	19.830	18.127
	6485	107	22.10	23.43	20.43	18.245	19.938	18.143
	6525	115	20.80	23.55	20.32	18.076	19.966	18.137
UNII7	6565	123	20.69	23.20	20.50	18.238	19.630	18.171
	6685	147	22.03	23.49	20.75	18.097	19.878	17.885
	6845	179	22.26	23.32	20.32	18.115	20.022	18.140
UNII8	6885	187	22.43	23.56	20.28	18.189	19.920	18.139
	7005	211	20.53	23.54	20.47	18.186	20.069	18.240
	7085	227	21.14	23.21	20.23	18.196	19.747	18.134

Mode : HE40 106T

Band	Freq. [MHz]	CH.	26dB Bandwidth [MHz]			99% Occupied Bandwidth [MHz]		
			RU Index : Low	RU Index : Mid	RU Index : High	RU Index : Low	RU Index : Mid	RU Index : High
			ANT1	ANT1	ANT1	ANT1	ANT1	ANT1
UNII5	5965	3	29.63	28.24	25.25	17.940	19.285	18.095
	6165	43	29.49	28.61	29.17	17.941	19.241	18.018
	6405	91	29.44	28.50	25.33	17.941	19.367	18.015
UNII6	6445	99	29.62	28.40	29.62	18.036	19.180	18.146
	6485	107	29.60	28.56	29.42	17.912	19.310	18.060
	6525	115	25.55	28.56	25.66	18.027	19.604	18.056
UNII7	6565	123	29.60	28.60	29.66	17.987	19.400	17.968
	6685	147	25.56	28.60	29.71	18.021	19.287	18.144
	6845	179	29.94	28.61	29.66	17.951	19.243	18.044
UNII8	6885	187	25.40	28.54	29.67	18.000	19.136	18.063
	7005	211	29.78	28.16	25.53	17.935	19.116	17.939
	7085	227	29.44	28.66	29.65	18.022	19.335	17.951

Mode : HE40 242T

Band	Freq. [MHz]	CH.	26dB Bandwidth [MHz]			99% Occupied Bandwidth [MHz]		
			RU Index : Low	RU Index : Mid	RU Index : High	RU Index : Low	RU Index : Mid	RU Index : High
			ANT1	ANT1	ANT1	ANT1	ANT1	ANT1
UNII5	5965	3	33.70	-	33.44	19.592	-	19.447
	6165	43	33.76	-	33.48	19.473	-	19.442
	6405	91	33.53	-	33.45	19.500	-	19.411
UNII6	6445	99	33.52	-	33.52	19.493	-	19.537
	6485	107	33.73	-	33.63	19.547	-	19.501
	6525	115	33.75	-	33.47	19.488	-	19.440
UNII7	6565	123	33.69	-	33.42	19.501	-	19.509
	6685	147	33.99	-	33.45	19.557	-	19.777
	6845	179	34.11	-	33.59	19.556	-	19.466
UNII8	6885	187	33.74	-	33.57	19.545	-	19.456
	7005	211	33.63	-	33.52	19.563	-	19.865
	7085	227	34.19	-	33.43	19.454	-	19.381

Mode : HE40 484T

Band	Freq. [MHz]	CH.	26dB Bandwidth [MHz]			99% Occupied Bandwidth [MHz]		
			RU Index : Low	RU Index : Mid	RU Index : High	RU Index : Low	RU Index : Mid	RU Index : High
			ANT1	ANT1	ANT1	ANT1	ANT1	ANT1
UNII5	5965	3	-	41.69	-	-	37.975	-
	6165	43	-	41.61	-	-	37.968	-
	6405	91	-	41.67	-	-	38.007	-
UNII6	6445	99	-	41.54	-	-	37.984	-
	6485	107	-	41.66	-	-	37.989	-
	6525	115	-	41.66	-	-	37.966	-
UNII7	6565	123	-	41.72	-	-	38.003	-
	6685	147	-	41.56	-	-	37.976	-
	6845	179	-	41.70	-	-	37.981	-
UNII8	6885	187	-	41.37	-	-	37.981	-
	7005	211	-	41.69	-	-	37.981	-
	7085	227	-	41.68	-	-	37.967	-

Mode : HE40 SU

Band	Freq. [MHz]	CH.	26dB Bandwidth [MHz]			99% Occupied Bandwidth [MHz]		
			RU Index : Low	RU Index : Mid	RU Index : High	RU Index : Low	RU Index : Mid	RU Index : High
			ANT1	ANT1	ANT1	ANT1	ANT1	ANT1
UNII5	5965	3	-	42.33	-	-	37.965	-
	6165	43	-	42.57	-	-	37.928	-
	6405	91	-	42.28	-	-	37.943	-
UNII6	6445	99	-	42.13	-	-	37.921	-
	6485	107	-	42.27	-	-	37.944	-
	6525	115	-	41.94	-	-	37.964	-
UNII7	6565	123	-	41.99	-	-	37.921	-
	6685	147	-	42.12	-	-	37.909	-
	6845	179	-	42.66	-	-	37.902	-
UNII8	6885	187	-	42.54	-	-	37.954	-
	7005	211	-	42.22	-	-	37.925	-
	7085	227	-	42.29	-	-	37.911	-

Mode : HE80 26T

Band	Freq. [MHz]	CH.	26dB Bandwidth [MHz]			99% Occupied Bandwidth [MHz]		
			RU Index : Low	RU Index : Mid	RU Index : High	RU Index : Low	RU Index : Mid	RU Index : High
			ANT1	ANT1	ANT1	ANT1	ANT1	ANT1
UNII5	5985	7	22.75	77.98	22.25	19.834	74.486	20.000
	6145	39	22.05	78.11	22.77	20.248	74.894	20.008
	6385	87	22.92	78.19	22.48	20.247	75.459	19.672
UNII6	6465	103	23.07	78.03	21.93	20.115	74.941	19.740
	6545	119	22.31	78.56	22.24	20.006	75.404	19.690
UNII7	6625	135	22.19	78.28	21.98	20.016	74.890	19.785
	6705	151	22.79	76.37	23.16	20.033	72.870	20.117
	6785	167	21.78	77.46	22.21	19.792	74.555	20.003
UNII8	6865	183	22.33	78.27	22.50	20.094	75.147	20.028
	6945	199	21.43	78.03	22.05	19.637	75.134	19.599
	7025	215	21.79	78.38	23.06	20.114	75.298	20.092

Mode : HE80 52T

Band	Freq. [MHz]	CH.	26dB Bandwidth [MHz]			99% Occupied Bandwidth [MHz]		
			RU Index : Low	RU Index : Mid	RU Index : High	RU Index : Low	RU Index : Mid	RU Index : High
			ANT1	ANT1	ANT1	ANT1	ANT1	ANT1
UNII5	5985	7	25.37	26.09	24.55	19.815	21.305	19.779
	6145	39	24.12	24.44	24.47	19.790	20.560	19.310
	6385	87	25.54	25.54	23.94	20.174	21.210	19.551
UNII6	6465	103	25.73	25.54	24.22	19.974	20.901	19.401
	6545	119	25.01	25.30	24.11	20.162	21.126	19.478
UNII7	6625	135	25.18	25.35	23.31	20.078	21.314	19.507
	6705	151	25.37	25.98	24.43	19.843	21.262	19.570
	6785	167	25.15	25.16	24.69	19.658	21.017	19.587
UNII8	6865	183	25.58	26.05	24.52	20.006	21.431	19.677
	6945	199	25.22	26.45	22.65	19.626	21.325	19.206
	7025	215	25.19	25.06	24.53	19.716	20.874	19.564

Mode : HE80 106T

Band	Freq. [MHz]	CH.	26dB Bandwidth [MHz]			99% Occupied Bandwidth [MHz]		
			RU Index : Low	RU Index : Mid	RU Index : High	RU Index : Low	RU Index : Mid	RU Index : High
			ANT1	ANT1	ANT1	ANT1	ANT1	ANT1
UNII5	5985	7	25.28	26.39	25.32	19.059	19.309	18.946
	6145	39	23.40	25.65	25.10	19.028	19.616	19.085
	6385	87	23.37	27.21	24.22	18.748	19.653	18.932
UNII6	6465	103	23.70	26.58	23.65	18.808	19.635	19.085
	6545	119	24.11	24.31	23.03	18.979	19.715	18.900
UNII7	6625	135	23.41	25.35	23.81	18.853	19.590	19.041
	6705	151	23.55	27.23	24.23	18.815	19.591	18.854
	6785	167	23.78	25.81	24.21	18.782	19.413	18.674
UNII8	6865	183	23.47	25.30	25.44	18.622	19.137	18.998
	6945	199	23.05	24.93	24.53	18.955	19.350	18.873
	7025	215	23.12	25.67	24.12	18.787	19.734	19.010

Mode : HE80 242T								
Band	Freq. [MHz]	CH.	26dB Bandwidth [MHz]			99% Occupied Bandwidth [MHz]		
			RU Index : Low	RU Index : Mid	RU Index : High	RU Index : Low	RU Index : Mid	RU Index : High
			ANT1	ANT1	ANT1	ANT1	ANT1	ANT1
UNII5	5985	7	37.02	31.68	35.05	22.948	20.689	21.592
	6145	39	31.59	33.05	31.00	21.040	20.920	20.776
	6385	87	31.18	31.85	31.72	20.904	20.437	20.727
UNII6	6465	103	30.95	34.02	30.77	21.033	21.042	20.473
	6545	119	31.90	34.37	31.04	21.349	21.282	20.775
UNII7	6625	135	32.50	32.94	30.67	21.101	20.831	20.757
	6705	151	31.13	32.15	31.45	20.966	20.513	20.725
	6785	167	31.50	32.11	34.38	20.934	20.940	21.017
UNII8	6865	183	32.01	37.18	30.92	21.109	21.725	20.676
	6945	199	31.19	31.45	30.70	20.844	20.625	20.535
	7025	215	32.92	31.05	29.40	21.470	20.545	20.644

Mode : HE80 484T								
Band	Freq. [MHz]	CH.	26dB Bandwidth [MHz]			99% Occupied Bandwidth [MHz]		
			RU Index : Low	RU Index : Mid	RU Index : High	RU Index : Low	RU Index : Mid	RU Index : High
			ANT1	ANT1	ANT1	ANT1	ANT1	ANT1
UNII5	5985	7	69.88	-	68.99	42.779	-	41.541
	6145	39	69.56	-	69.44	41.823	-	42.232
	6385	87	69.50	-	68.87	41.970	-	41.942
UNII6	6465	103	69.94	-	68.32	44.669	-	41.106
	6545	119	69.53	-	68.38	42.299	-	41.531
UNII7	6625	135	69.34	-	69.72	41.978	-	41.851
	6705	151	69.05	-	68.70	41.349	-	41.865
	6785	167	68.50	-	69.45	43.046	-	40.974
UNII8	6865	183	69.45	-	69.40	42.900	-	41.114
	6945	199	69.37	-	68.92	42.240	-	41.727
	7025	215	68.82	-	68.12	41.792	-	41.671

Mode : HE80 996T								
Band	Freq. [MHz]	CH.	26dB Bandwidth [MHz]			99% Occupied Bandwidth [MHz]		
			RU Index : Low	RU Index : Mid	RU Index : High	RU Index : Low	RU Index : Mid	RU Index : High
			ANT1	ANT1	ANT1	ANT1	ANT1	ANT1
UNII5	5985	7	-	86.28	-	-	77.699	-
	6145	39	-	86.50	-	-	77.674	-
	6385	87	-	87.78	-	-	77.761	-
UNII6	6465	103	-	85.98	-	-	77.753	-
	6545	119	-	86.31	-	-	77.651	-
UNII7	6625	135	-	86.03	-	-	77.663	-
	6705	151	-	86.47	-	-	77.657	-
	6785	167	-	87.79	-	-	77.724	-
UNII8	6865	183	-	86.27	-	-	77.656	-
	6945	199	-	86.36	-	-	77.717	-
	7025	215	-	86.71	-	-	77.691	-

Mode : HE80 SU								
Band	Freq. [MHz]	CH.	26dB Bandwidth [MHz]			99% Occupied Bandwidth [MHz]		
			RU Index : Low	RU Index : Mid	RU Index : High	RU Index : Low	RU Index : Mid	RU Index : High
			ANT1	ANT1	ANT1	ANT1	ANT1	ANT1
UNII5	5985	7	-	87.85	-	-	77.878	-
	6145	39	-	87.76	-	-	77.872	-
	6385	87	-	88.46	-	-	77.863	-
UNII6	6465	103	-	87.96	-	-	77.794	-
	6545	119	-	88.04	-	-	77.786	-
UNII7	6625	135	-	88.42	-	-	77.967	-
	6705	151	-	88.11	-	-	77.873	-
	6785	167	-	89.05	-	-	77.877	-
UNII8	6865	183	-	88.41	-	-	77.815	-
	6945	199	-	87.94	-	-	77.863	-
	7025	215	-	87.56	-	-	77.803	-

Mode : HE160(80L) 26T								
Band	Freq. [MHz]	CH.	26dB Bandwidth [MHz]			99% Occupied Bandwidth [MHz]		
			RU Index : Low	RU Index : Mid	RU Index : High	RU Index : Low	RU Index : Mid	RU Index : High
			ANT1	ANT1	ANT1	ANT1	ANT1	ANT1
UNII5	6025	15	27.26	78.99	29.28	22.833	74.483	26.053
	6185	47	26.45	79.36	29.27	23.125	76.062	26.169
	6345	79	26.25	78.40	26.80	22.345	75.174	25.613
UNII6	6505	111	25.01	79.49	27.69	22.237	76.011	27.291
UNII7	6665	143	26.16	74.80	23.07	22.523	71.832	24.825
UNII8	6825	175	24.99	79.25	25.14	22.829	74.963	24.862
	6985	207	26.13	78.90	25.25	22.431	75.431	25.893

Mode : HE160(80L) 52T								
Band	Freq. [MHz]	CH.	26dB Bandwidth [MHz]			99% Occupied Bandwidth [MHz]		
			RU Index : Low	RU Index : Mid	RU Index : High	RU Index : Low	RU Index : Mid	RU Index : High
			ANT1	ANT1	ANT1	ANT1	ANT1	ANT1
UNII5	6025	15	29.61	32.03	31.89	22.445	24.896	27.024
	6185	47	28.18	29.75	29.81	22.951	25.705	25.394
	6345	79	27.83	30.01	29.77	23.214	25.275	26.325
UNII6	6505	111	26.36	26.95	29.97	22.352	24.541	25.782
UNII7	6665	143	31.40	30.31	28.23	23.770	25.967	24.403
UNII8	6825	175	29.33	29.94	29.77	24.793	25.351	25.152
	6985	207	28.01	30.79	33.11	23.933	25.641	26.472

Mode : HE160(80L) 106T								
Band	Freq. [MHz]	CH.	26dB Bandwidth [MHz]			99% Occupied Bandwidth [MHz]		
			RU Index : Low	RU Index : Mid	RU Index : High	RU Index : Low	RU Index : Mid	RU Index : High
			ANT1	ANT1	ANT1	ANT1	ANT1	ANT1
UNII5	6025	15	29.21	29.89	30.72	22.088	22.173	22.738
	6185	47	31.51	31.79	32.61	21.999	23.125	22.989
	6345	79	31.86	29.27	31.60	21.894	22.556	22.969
UNII6	6505	111	32.24	32.88	32.99	21.177	23.050	23.863
UNII7	6665	143	31.25	33.09	34.91	22.751	22.170	23.215
UNII8	6825	175	34.43	32.28	33.04	21.883	21.978	23.398
	6985	207	27.60	32.72	32.48	20.253	22.831	23.099

Mode : HE160(80L) 242T								
Band	Freq. [MHz]	CH.	26dB Bandwidth [MHz]			99% Occupied Bandwidth [MHz]		
			RU Index : Low	RU Index : Mid	RU Index : High	RU Index : Low	RU Index : Mid	RU Index : High
			ANT1	ANT1	ANT1	ANT1	ANT1	ANT1
UNII5	6025	15	43.15	48.22	43.99	28.726	26.763	25.990
	6185	47	42.15	48.38	40.78	26.102	26.718	25.232
	6345	79	42.72	50.62	43.18	26.781	27.978	26.543
UNII6	6505	111	43.39	47.39	42.63	27.564	26.542	26.621
UNII7	6665	143	42.57	41.78	52.23	27.056	25.563	29.971
UNII8	6825	175	43.90	47.32	49.68	28.153	26.317	27.739
	6985	207	42.18	56.35	44.16	27.213	29.282	26.474

Mode : HE160(80L) 484T								
Band	Freq. [MHz]	CH.	26dB Bandwidth [MHz]			99% Occupied Bandwidth [MHz]		
			RU Index : Low	RU Index : Mid	RU Index : High	RU Index : Low	RU Index : Mid	RU Index : High
			ANT1	ANT1	ANT1	ANT1	ANT1	ANT1
UNII5	6025	15	59.60	-	69.96	40.780	-	43.015
	6185	47	61.00	-	69.80	40.671	-	42.669
	6345	79	62.31	-	70.82	40.257	-	43.221
UNII6	6505	111	61.47	-	68.00	40.890	-	45.546
UNII7	6665	143	56.77	-	72.52	41.396	-	44.290
UNII8	6825	175	62.05	-	70.41	41.867	-	44.418
	6985	207	62.23	-	74.48	40.929	-	43.989

Mode : HE160(80L) 996T								
Band	Freq. [MHz]	CH.	26dB Bandwidth [MHz]			99% Occupied Bandwidth [MHz]		
			RU Index : Low	RU Index : Mid	RU Index : High	RU Index : Low	RU Index : Mid	RU Index : High
			ANT1	ANT1	ANT1	ANT1	ANT1	ANT1
UNII5	6025	15	-	110.2	-	-	78.865	-
	6185	47	-	105.1	-	-	78.758	-
	6345	79	-	99.75	-	-	78.767	-
UNII6	6505	111	-	108.6	-	-	79.419	-
UNII7	6665	143	-	106.3	-	-	79.109	-
UNII8	6825	175	-	106.7	-	-	79.301	-
	6985	207	-	108.5	-	-	79.045	-

Mode : HE160(80U) 26T

Band	Freq. [MHz]	CH.	26dB Bandwidth [MHz]			99% Occupied Bandwidth [MHz]		
			RU Index : Low	RU Index : Mid	RU Index : High	RU Index : Low	RU Index : Mid	RU Index : High
			ANT1	ANT1	ANT1	ANT1	ANT1	ANT1
UNII5	6025	15	25.61	78.02	26.30	26.112	74.893	24.026
	6185	47	26.83	79.18	26.53	26.991	75.895	23.932
	6345	79	28.95	79.22	27.51	27.163	76.034	24.182
UNII6	6505	111	27.27	78.74	24.13	25.918	75.055	22.169
UNII7	6665	143	26.56	78.81	24.97	25.911	75.481	22.281
UNII8	6825	175	26.23	78.83	26.56	25.784	74.734	23.545
	6985	207	26.79	78.63	25.15	25.393	74.219	23.003

Mode : HE160(80U) 52T

Band	Freq. [MHz]	CH.	26dB Bandwidth [MHz]			99% Occupied Bandwidth [MHz]		
			RU Index : Low	RU Index : Mid	RU Index : High	RU Index : Low	RU Index : Mid	RU Index : High
			ANT1	ANT1	ANT1	ANT1	ANT1	ANT1
UNII5	6025	15	34.00	31.42	27.38	26.625	29.176	22.997
	6185	47	33.19	31.31	26.05	26.314	29.742	23.584
	6345	79	30.52	33.97	27.33	26.652	29.722	22.720
UNII6	6505	111	31.39	29.48	27.35	26.946	28.427	24.058
UNII7	6665	143	32.18	29.81	27.33	26.897	26.673	23.588
UNII8	6825	175	31.61	32.55	26.18	26.898	27.615	22.352
	6985	207	30.60	28.88	30.21	26.330	28.552	22.086

Mode : HE160(80U) 106T

Band	Freq. [MHz]	CH.	26dB Bandwidth [MHz]			99% Occupied Bandwidth [MHz]		
			RU Index : Low	RU Index : Mid	RU Index : High	RU Index : Low	RU Index : Mid	RU Index : High
			ANT1	ANT1	ANT1	ANT1	ANT1	ANT1
UNII5	6025	15	34.56	33.26	30.39	23.826	27.253	22.869
	6185	47	31.75	34.77	28.83	24.393	24.861	20.956
	6345	79	37.02	33.68	33.45	24.952	25.322	21.735
UNII6	6505	111	31.73	36.12	33.41	23.673	25.678	23.242
UNII7	6665	143	35.77	35.07	32.79	23.782	24.914	22.381
UNII8	6825	175	33.85	33.32	32.71	23.864	23.500	21.669
	6985	207	37.18	35.35	31.28	23.538	23.518	22.079

Mode : HE160(80U) 242T

Band	Freq. [MHz]	CH.	26dB Bandwidth [MHz]			99% Occupied Bandwidth [MHz]		
			RU Index : Low	RU Index : Mid	RU Index : High	RU Index : Low	RU Index : Mid	RU Index : High
			ANT1	ANT1	ANT1	ANT1	ANT1	ANT1
UNII5	6025	15	45.22	41.49	40.40	25.993	24.502	26.596
	6185	47	44.14	46.13	40.87	25.025	24.964	28.462
	6345	79	43.46	41.48	40.16	25.350	24.634	27.016
UNII6	6505	111	44.87	47.44	40.26	25.024	26.380	27.558
UNII7	6665	143	45.10	43.70	40.14	25.808	24.960	27.514
UNII8	6825	175	43.34	42.29	40.51	25.275	25.129	26.724
	6985	207	39.30	41.98	39.91	24.936	24.875	27.340

Mode : HE160(80U) 484T								
Band	Freq. [MHz]	CH.	26dB Bandwidth [MHz]			99% Occupied Bandwidth [MHz]		
			RU Index : Low	RU Index : Mid	RU Index : High	RU Index : Low	RU Index : Mid	RU Index : High
			ANT1	ANT1	ANT1	ANT1	ANT1	ANT1
UNII5	6025	15	71.24	-	68.25	42.434	-	46.546
	6185	47	67.38	-	73.02	41.614	-	47.347
	6345	79	65.69	-	69.42	40.833	-	46.534
UNII6	6505	111	69.01	-	69.15	41.529	-	45.984
UNII7	6665	143	69.75	-	70.25	42.531	-	47.410
UNII8	6825	175	71.44	-	69.54	42.402	-	44.665
	6985	207	68.92	-	69.60	42.649	-	46.119

Mode : HE160(80U) 996T								
Band	Freq. [MHz]	CH.	26dB Bandwidth [MHz]			99% Occupied Bandwidth [MHz]		
			RU Index : Low	RU Index : Mid	RU Index : High	RU Index : Low	RU Index : Mid	RU Index : High
			ANT1	ANT1	ANT1	ANT1	ANT1	ANT1
UNII5	6025	15	-	102.1	-	-	78.551	-
	6185	47	-	99.60	-	-	78.725	-
	6345	79	-	98.22	-	-	78.669	-
UNII6	6505	111	-	99.94	-	-	78.564	-
UNII7	6665	143	-	103.5	-	-	78.803	-
UNII8	6825	175	-	99.27	-	-	78.543	-
	6985	207	-	100.5	-	-	78.658	-

Mode : HE160 2x996T								
Band	Freq. [MHz]	CH.	26dB Bandwidth [MHz]			99% Occupied Bandwidth [MHz]		
			RU Index : Low	RU Index : Mid	RU Index : High	RU Index : Low	RU Index : Mid	RU Index : High
			ANT1	ANT1	ANT1	ANT1	ANT1	ANT1
UNII5	6025	15	-	171.7	-	-	157.29	-
	6185	47	-	171.8	-	-	157.45	-
	6345	79	-	172.4	-	-	157.24	-
UNII6	6505	111	-	173.5	-	-	157.26	-
UNII7	6665	143	-	170.7	-	-	156.97	-
UNII8	6825	175	-	171.3	-	-	157.08	-
	6985	207	-	172.2	-	-	157.04	-

Mode : HE160 SU								
Band	Freq. [MHz]	CH.	26dB Bandwidth [MHz]			99% Occupied Bandwidth [MHz]		
			RU Index : Low	RU Index : Mid	RU Index : High	RU Index : Low	RU Index : Mid	RU Index : High
			ANT1	ANT1	ANT1	ANT1	ANT1	ANT1
UNII5	6025	15	-	170.9	-	-	157.32	-
	6185	47	-	172.5	-	-	157.23	-
	6345	79	-	172.6	-	-	157.34	-
UNII6	6505	111	-	174.0	-	-	157.25	-
UNII7	6665	143	-	173.5	-	-	157.22	-
UNII8	6825	175	-	172.9	-	-	157.48	-
	6985	207	-	175.1	-	-	157.77	-

Mode : 802.11a								
Band	Freq. [MHz]	CH.	26dB Bandwidth [MHz]			99% Occupied Bandwidth [MHz]		
			RU Index : Low	RU Index : Mid	RU Index : High	RU Index : Low	RU Index : Mid	RU Index : High
			ANT1	ANT1	ANT1	ANT1	ANT1	ANT1
UNII5	5935	2	-	21.44	-	-	16.575	-
	6175	45	-	20.82	-	-	16.578	-
	6415	93	-	20.93	-	-	16.574	-
UNII6	6435	97	-	20.94	-	-	16.577	-
	6475	105	-	20.84	-	-	16.580	-
	6515	113	-	20.99	-	-	16.582	-
UNII7	6535	117	-	20.85	-	-	16.575	-
	6695	149	-	21.08	-	-	16.586	-
	6855	181	-	20.89	-	-	16.572	-
UNII8	6875	185	-	21.05	-	-	16.594	-
	6995	209	-	21.01	-	-	16.574	-
	7115	233	-	21.15	-	-	16.576	-

10.2.1.2 Ant2

Mode : HE20 26T								
Band	Freq. [MHz]	CH.	26dB Bandwidth [MHz]			99% Occupied Bandwidth [MHz]		
			RU Index : Low	RU Index : Mid	RU Index : High	RU Index : Low	RU Index : Mid	RU Index : High
			ANT2	ANT2	ANT2	ANT2	ANT2	ANT2
UNII5	5935	2	19.59	18.09	19.56	18.118	16.718	18.245
	6175	45	19.66	18.29	19.78	18.141	17.090	18.160
	6415	93	19.39	18.33	19.61	18.045	17.008	18.188
UNII6	6435	97	19.50	18.40	19.62	18.006	17.092	18.203
	6475	105	19.75	18.33	19.75	18.196	16.782	18.233
	6515	113	19.64	18.10	19.66	18.145	16.638	18.304
UNII7	6535	117	19.72	18.25	19.66	18.216	16.989	18.215
	6695	149	19.70	18.36	19.72	18.214	16.702	18.247
	6855	181	19.78	18.01	19.63	18.243	16.608	18.248
UNII8	6875	185	19.38	18.33	19.63	18.105	16.921	18.203
	6995	209	19.66	18.22	19.70	17.810	16.939	18.215
	7115	233	19.68	18.20	18.81	18.221	16.905	17.516

Mode : HE20 52T								
Band	Freq. [MHz]	CH.	26dB Bandwidth [MHz]			99% Occupied Bandwidth [MHz]		
			RU Index : Low	RU Index : Mid	RU Index : High	RU Index : Low	RU Index : Mid	RU Index : High
			ANT2	ANT2	ANT2	ANT2	ANT2	ANT2
UNII5	5935	2	20.06	18.38	19.71	18.221	17.075	17.965
	6175	45	20.14	18.18	19.92	18.216	16.467	18.125
	6415	93	20.14	18.60	19.52	18.127	16.899	17.970
UNII6	6435	97	19.19	18.61	20.03	17.479	17.074	17.743
	6475	105	19.95	18.69	19.67	18.202	16.999	17.879
	6515	113	19.96	18.49	19.94	18.202	16.917	18.196
UNII7	6535	117	19.88	18.42	19.53	18.222	17.088	18.138
	6695	149	19.50	18.71	19.84	18.150	17.149	18.121
	6855	181	19.86	18.72	20.23	18.228	16.989	18.156
UNII8	6875	185	19.80	18.67	19.62	18.198	17.084	18.192
	6995	209	20.02	18.60	19.85	18.268	16.804	18.196
	7115	233	19.73	18.63	19.69	18.202	17.134	18.118

Mode : HE20 106T

Band	Freq. [MHz]	CH.	26dB Bandwidth [MHz]			99% Occupied Bandwidth [MHz]		
			RU Index : Low	RU Index : Mid	RU Index : High	RU Index : Low	RU Index : Mid	RU Index : High
			ANT2	ANT2	ANT2	ANT2	ANT2	ANT2
UNII5	5935	2	20.25	-	19.91	18.179	-	18.234
	6175	45	20.09	-	20.12	18.176	-	18.275
	6415	93	20.07	-	20.09	18.098	-	18.158
UNII6	6435	97	20.23	-	20.08	18.229	-	18.258
	6475	105	20.17	-	19.90	18.211	-	18.170
	6515	113	20.20	-	20.07	18.200	-	18.251
UNII7	6535	117	19.97	-	20.13	18.221	-	18.237
	6695	149	20.19	-	20.11	18.129	-	18.238
	6855	181	20.27	-	20.11	18.184	-	18.204
UNII8	6875	185	20.22	-	20.11	17.925	-	18.155
	6995	209	20.06	-	20.18	18.167	-	18.241
	7115	233	19.97	-	20.14	18.140	-	18.220

Mode : HE20 242T

Band	Freq. [MHz]	CH.	26dB Bandwidth [MHz]			99% Occupied Bandwidth [MHz]		
			RU Index : Low	RU Index : Mid	RU Index : High	RU Index : Low	RU Index : Mid	RU Index : High
			ANT2	ANT2	ANT2	ANT2	ANT2	ANT2
UNII5	5935	2	-	21.05	-	-	19.008	-
	6175	45	-	20.96	-	-	19.004	-
	6415	93	-	21.05	-	-	19.022	-
UNII6	6435	97	-	21.01	-	-	19.006	-
	6475	105	-	21.04	-	-	18.982	-
	6515	113	-	21.01	-	-	19.026	-
UNII7	6535	117	-	21.01	-	-	19.021	-
	6695	149	-	21.10	-	-	19.021	-
	6855	181	-	21.03	-	-	19.020	-
UNII8	6875	185	-	21.09	-	-	19.022	-
	6995	209	-	20.92	-	-	19.000	-
	7115	233	-	21.22	-	-	19.019	-

Mode : HE20 SU

Band	Freq. [MHz]	CH.	26dB Bandwidth [MHz]			99% Occupied Bandwidth [MHz]		
			RU Index : Low	RU Index : Mid	RU Index : High	RU Index : Low	RU Index : Mid	RU Index : High
			ANT2	ANT2	ANT2	ANT2	ANT2	ANT2
UNII5	5935	2	-	21.59	-	-	19.007	-
	6175	45	-	21.26	-	-	19.052	-
	6415	93	-	21.38	-	-	19.019	-
UNII6	6435	97	-	21.38	-	-	19.038	-
	6475	105	-	21.47	-	-	19.019	-
	6515	113	-	21.30	-	-	19.038	-
UNII7	6535	117	-	21.20	-	-	19.011	-
	6695	149	-	21.37	-	-	19.041	-
	6855	181	-	21.24	-	-	19.001	-
UNII8	6875	185	-	21.48	-	-	19.018	-
	6995	209	-	21.35	-	-	18.993	-
	7115	233	-	21.69	-	-	19.023	-

Mode : HE40 26T

Band	Freq. [MHz]	CH.	26dB Bandwidth [MHz]			99% Occupied Bandwidth [MHz]		
			RU Index : Low	RU Index : Mid	RU Index : High	RU Index : Low	RU Index : Mid	RU Index : High
			ANT2	ANT2	ANT2	ANT2	ANT2	ANT2
UNII5	5965	3	19.68	22.53	20.02	18.270	20.308	18.375
	6165	43	19.98	22.02	19.73	18.320	20.383	18.008
	6405	91	20.14	22.08	20.20	18.310	20.442	18.331
UNII6	6445	99	20.03	22.47	19.80	18.379	20.076	18.418
	6485	107	19.89	22.60	20.02	18.353	20.417	18.275
	6525	115	20.03	22.40	20.22	18.326	20.380	18.249
UNII7	6565	123	19.91	22.65	19.83	18.446	20.388	18.294
	6685	147	20.09	21.80	20.21	18.400	20.325	18.459
	6845	179	19.89	22.49	19.98	18.355	20.411	18.366
UNII8	6885	187	20.15	22.28	19.87	18.324	20.021	18.338
	7005	211	20.13	22.10	20.01	18.339	20.083	18.331
	7085	227	19.99	23.26	20.34	18.253	20.336	18.497

Mode : HE40 52T

Band	Freq. [MHz]	CH.	26dB Bandwidth [MHz]			99% Occupied Bandwidth [MHz]		
			RU Index : Low	RU Index : Mid	RU Index : High	RU Index : Low	RU Index : Mid	RU Index : High
			ANT2	ANT2	ANT2	ANT2	ANT2	ANT2
UNII5	5965	3	23.21	23.64	20.56	18.211	20.005	18.173
	6165	43	20.17	22.58	22.26	18.138	19.632	18.151
	6405	91	20.45	23.44	21.75	17.331	19.897	18.199
UNII6	6445	99	23.31	23.19	21.93	18.223	19.794	18.073
	6485	107	20.86	23.45	22.37	18.186	19.726	18.172
	6525	115	20.57	23.51	22.03	18.162	19.780	18.069
UNII7	6565	123	20.61	23.43	22.20	18.165	19.875	18.176
	6685	147	22.17	23.42	21.96	18.168	20.103	18.198
	6845	179	20.87	22.88	20.49	18.185	20.018	18.119
UNII8	6885	187	22.32	22.93	22.62	18.015	19.832	17.424
	7005	211	22.23	23.71	20.43	18.184	19.784	18.177
	7085	227	20.73	23.65	20.33	18.138	19.997	18.148

Mode : HE40 106T

Band	Freq. [MHz]	CH.	26dB Bandwidth [MHz]			99% Occupied Bandwidth [MHz]		
			RU Index : Low	RU Index : Mid	RU Index : High	RU Index : Low	RU Index : Mid	RU Index : High
			ANT2	ANT2	ANT2	ANT2	ANT2	ANT2
UNII5	5965	3	29.48	28.58	29.25	17.953	19.335	17.993
	6165	43	29.63	28.27	29.47	17.896	19.281	18.025
	6405	91	26.00	28.24	29.41	18.026	19.425	18.108
UNII6	6445	99	29.68	28.64	29.66	17.957	19.385	18.094
	6485	107	25.28	28.26	29.51	17.909	19.290	18.122
	6525	115	29.78	28.29	29.78	17.902	19.710	18.125
UNII7	6565	123	29.87	28.40	29.72	18.016	19.282	18.024
	6685	147	29.70	28.25	29.34	18.001	19.308	18.070
	6845	179	29.58	28.64	29.51	17.963	19.319	18.111
UNII8	6885	187	29.61	28.39	25.50	18.046	19.322	18.072
	7005	211	29.62	24.18	29.41	18.051	19.306	18.044
	7085	227	29.77	28.33	29.42	17.968	19.191	18.039

Mode : HE40 242T

Band	Freq. [MHz]	CH.	26dB Bandwidth [MHz]			99% Occupied Bandwidth [MHz]		
			RU Index : Low	RU Index : Mid	RU Index : High	RU Index : Low	RU Index : Mid	RU Index : High
			ANT2	ANT2	ANT2	ANT2	ANT2	ANT2
UNII5	5965	3	33.79	-	33.48	19.556	-	19.425
	6165	43	33.63	-	33.19	19.513	-	19.361
	6405	91	33.69	-	33.49	19.554	-	19.458
UNII6	6445	99	33.73	-	33.49	19.535	-	19.437
	6485	107	33.74	-	33.48	19.559	-	19.521
	6525	115	33.51	-	33.52	19.492	-	19.474
UNII7	6565	123	33.72	-	33.20	19.551	-	19.431
	6685	147	33.74	-	33.42	19.545	-	19.805
	6845	179	34.06	-	33.42	19.584	-	19.455
UNII8	6885	187	33.53	-	33.45	19.466	-	19.438
	7005	211	33.69	-	33.34	19.548	-	19.855
	7085	227	34.26	-	33.52	19.481	-	19.578

Mode : HE40 484T

Band	Freq. [MHz]	CH.	26dB Bandwidth [MHz]			99% Occupied Bandwidth [MHz]		
			RU Index : Low	RU Index : Mid	RU Index : High	RU Index : Low	RU Index : Mid	RU Index : High
			ANT2	ANT2	ANT2	ANT2	ANT2	ANT2
UNII5	5965	3	-	41.59	-	-	37.943	-
	6165	43	-	41.48	-	-	37.950	-
	6405	91	-	41.51	-	-	37.971	-
UNII6	6445	99	-	41.53	-	-	37.961	-
	6485	107	-	41.52	-	-	37.979	-
	6525	115	-	41.53	-	-	37.984	-
UNII7	6565	123	-	41.54	-	-	37.976	-
	6685	147	-	41.65	-	-	37.939	-
	6845	179	-	41.62	-	-	37.949	-
UNII8	6885	187	-	41.13	-	-	37.935	-
	7005	211	-	41.54	-	-	37.957	-
	7085	227	-	41.55	-	-	37.960	-

Mode : HE40 SU

Band	Freq. [MHz]	CH.	26dB Bandwidth [MHz]			99% Occupied Bandwidth [MHz]		
			RU Index : Low	RU Index : Mid	RU Index : High	RU Index : Low	RU Index : Mid	RU Index : High
			ANT2	ANT2	ANT2	ANT2	ANT2	ANT2
UNII5	5965	3	-	42.09	-	-	37.955	-
	6165	43	-	42.00	-	-	37.864	-
	6405	91	-	42.12	-	-	37.906	-
UNII6	6445	99	-	42.11	-	-	37.929	-
	6485	107	-	42.58	-	-	37.914	-
	6525	115	-	41.79	-	-	37.925	-
UNII7	6565	123	-	42.33	-	-	37.905	-
	6685	147	-	41.83	-	-	37.918	-
	6845	179	-	41.90	-	-	37.903	-
UNII8	6885	187	-	42.04	-	-	37.913	-
	7005	211	-	42.42	-	-	37.916	-
	7085	227	-	42.98	-	-	37.948	-

Mode : HE80 26T

Band	Freq. [MHz]	CH.	26dB Bandwidth [MHz]			99% Occupied Bandwidth [MHz]		
			RU Index : Low	RU Index : Mid	RU Index : High	RU Index : Low	RU Index : Mid	RU Index : High
			ANT2	ANT2	ANT2	ANT2	ANT2	ANT2
UNII5	5985	7	22.32	78.22	22.06	19.820	75.206	20.050
	6145	39	21.34	77.97	23.29	19.964	74.822	20.102
	6385	87	21.85	78.17	22.62	20.120	75.130	19.847
UNII6	6465	103	22.48	78.48	21.90	19.999	75.182	19.586
	6545	119	21.83	78.39	21.53	19.806	75.036	19.897
UNII7	6625	135	22.24	77.98	21.66	20.099	75.062	19.798
	6705	151	22.30	78.23	21.11	20.050	74.410	19.706
	6785	167	21.93	78.19	21.68	19.367	75.104	19.380
UNII8	6865	183	22.09	77.75	21.38	19.857	74.684	19.906
	6945	199	22.39	78.22	21.57	19.885	75.267	19.856
	7025	215	21.99	78.36	22.68	19.862	75.056	19.731

Mode : HE80 52T

Band	Freq. [MHz]	CH.	26dB Bandwidth [MHz]			99% Occupied Bandwidth [MHz]		
			RU Index : Low	RU Index : Mid	RU Index : High	RU Index : Low	RU Index : Mid	RU Index : High
			ANT2	ANT2	ANT2	ANT2	ANT2	ANT2
UNII5	5985	7	24.71	25.08	24.00	19.932	21.224	19.762
	6145	39	25.14	25.83	23.88	19.900	21.051	19.629
	6385	87	25.80	25.26	23.51	19.814	21.283	19.421
UNII6	6465	103	24.59	26.35	24.83	20.039	21.498	19.680
	6545	119	24.87	26.24	24.44	19.706	21.273	19.399
UNII7	6625	135	24.16	25.70	24.06	20.135	21.549	19.255
	6705	151	25.49	25.85	23.96	19.721	20.871	19.575
	6785	167	25.20	24.86	24.31	19.845	21.419	19.500
UNII8	6865	183	25.38	25.60	24.73	19.898	21.640	19.660
	6945	199	24.65	25.69	24.13	20.011	21.020	19.693
	7025	215	24.85	26.04	24.05	19.539	21.427	19.513

Mode : HE80 106T

Band	Freq. [MHz]	CH.	26dB Bandwidth [MHz]			99% Occupied Bandwidth [MHz]		
			RU Index : Low	RU Index : Mid	RU Index : High	RU Index : Low	RU Index : Mid	RU Index : High
			ANT2	ANT2	ANT2	ANT2	ANT2	ANT2
UNII5	5985	7	24.88	24.66	23.92	18.915	19.351	18.894
	6145	39	24.75	25.57	24.04	18.881	19.501	18.839
	6385	87	22.82	27.15	23.05	18.932	19.629	19.063
UNII6	6465	103	24.19	26.23	23.79	18.851	19.251	18.958
	6545	119	23.50	24.08	24.10	19.039	19.362	18.919
UNII7	6625	135	23.05	25.40	23.98	18.633	19.370	18.704
	6705	151	23.36	26.92	25.24	18.917	19.699	18.876
	6785	167	22.82	25.51	23.60	18.631	19.306	19.052
UNII8	6865	183	23.06	24.94	23.51	18.816	19.468	18.996
	6945	199	23.08	24.08	23.82	18.755	19.481	18.881
	7025	215	23.46	26.01	23.90	18.849	19.987	19.071

Mode : HE80 242T

Band	Freq. [MHz]	CH.	26dB Bandwidth [MHz]			99% Occupied Bandwidth [MHz]		
			RU Index : Low	RU Index : Mid	RU Index : High	RU Index : Low	RU Index : Mid	RU Index : High
			ANT2	ANT2	ANT2	ANT2	ANT2	ANT2
UNII5	5985	7	45.00	31.59	33.55	23.238	20.682	21.450
	6145	39	31.43	32.86	31.49	20.960	20.829	20.663
	6385	87	43.30	31.02	31.74	21.157	20.507	20.857
UNII6	6465	103	32.13	33.17	32.00	21.134	21.191	20.674
	6545	119	33.58	33.13	30.06	21.649	21.084	20.587
UNII7	6625	135	44.02	32.78	29.72	21.195	21.026	20.698
	6705	151	42.93	31.42	31.13	21.070	20.351	20.876
	6785	167	32.51	31.55	31.21	21.292	20.552	20.628
UNII8	6865	183	32.60	36.55	31.01	21.536	21.728	20.641
	6945	199	33.61	30.97	30.66	21.659	20.501	20.744
	7025	215	34.21	30.70	29.62	21.633	20.640	20.471

Mode : HE80 484T

Band	Freq. [MHz]	CH.	26dB Bandwidth [MHz]			99% Occupied Bandwidth [MHz]		
			RU Index : Low	RU Index : Mid	RU Index : High	RU Index : Low	RU Index : Mid	RU Index : High
			ANT2	ANT2	ANT2	ANT2	ANT2	ANT2
UNII5	5985	7	69.02	-	68.55	43.033	-	41.421
	6145	39	68.96	-	68.19	43.138	-	41.234
	6385	87	69.47	-	68.30	41.950	-	41.600
UNII6	6465	103	69.55	-	68.18	43.679	-	41.146
	6545	119	69.86	-	69.05	43.326	-	41.130
UNII7	6625	135	69.39	-	69.48	40.995	-	42.649
	6705	151	69.43	-	69.29	41.783	-	42.817
	6785	167	68.45	-	69.16	42.317	-	41.674
UNII8	6865	183	69.36	-	68.70	43.370	-	41.203
	6945	199	68.89	-	68.99	41.665	-	41.899
	7025	215	68.11	-	68.46	42.160	-	42.749

Mode : HE80 996T

Band	Freq. [MHz]	CH.	26dB Bandwidth [MHz]			99% Occupied Bandwidth [MHz]		
			RU Index : Low	RU Index : Mid	RU Index : High	RU Index : Low	RU Index : Mid	RU Index : High
			ANT2	ANT2	ANT2	ANT2	ANT2	ANT2
UNII5	5985	7	-	86.79	-	-	77.682	-
	6145	39	-	86.11	-	-	77.655	-
	6385	87	-	86.92	-	-	77.615	-
UNII6	6465	103	-	86.32	-	-	77.629	-
	6545	119	-	86.59	-	-	77.793	-
UNII7	6625	135	-	86.48	-	-	77.676	-
	6705	151	-	85.95	-	-	77.662	-
	6785	167	-	85.71	-	-	77.618	-
UNII8	6865	183	-	86.35	-	-	77.656	-
	6945	199	-	86.09	-	-	77.615	-
	7025	215	-	86.32	-	-	77.638	-

Mode : HE80 SU

Band	Freq. [MHz]	CH.	26dB Bandwidth [MHz]			99% Occupied Bandwidth [MHz]		
			RU Index : Low	RU Index : Mid	RU Index : High	RU Index : Low	RU Index : Mid	RU Index : High
			ANT2	ANT2	ANT2	ANT2	ANT2	ANT2
UNII5	5985	7	-	87.49	-	-	77.922	-
	6145	39	-	86.96	-	-	77.787	-
	6385	87	-	88.37	-	-	77.802	-
UNII6	6465	103	-	88.66	-	-	77.890	-
	6545	119	-	87.01	-	-	77.932	-
UNII7	6625	135	-	87.94	-	-	77.818	-
	6705	151	-	88.12	-	-	77.811	-
	6785	167	-	87.12	-	-	77.780	-
UNII8	6865	183	-	87.76	-	-	77.831	-
	6945	199	-	86.93	-	-	77.871	-
	7025	215	-	87.63	-	-	77.845	-

Mode : HE160(80L) 26T

Band	Freq. [MHz]	CH.	26dB Bandwidth [MHz]			99% Occupied Bandwidth [MHz]		
			RU Index : Low	RU Index : Mid	RU Index : High	RU Index : Low	RU Index : Mid	RU Index : High
			ANT2	ANT2	ANT2	ANT2	ANT2	ANT2
UNII5	6025	15	24.48	79.75	23.09	22.958	76.016	22.831
	6185	47	25.00	72.64	25.43	23.122	69.364	25.680
	6345	79	25.13	79.25	25.77	23.067	75.296	27.144
UNII6	6505	111	25.96	78.99	29.07	22.906	75.853	28.140
UNII7	6665	143	23.91	78.93	29.16	22.807	74.858	25.847
UNII8	6825	175	24.76	77.92	25.44	22.864	74.572	25.005
	6985	207	24.93	79.29	27.57	22.562	75.579	26.697

Mode : HE160(80L) 52T

Band	Freq. [MHz]	CH.	26dB Bandwidth [MHz]			99% Occupied Bandwidth [MHz]		
			RU Index : Low	RU Index : Mid	RU Index : High	RU Index : Low	RU Index : Mid	RU Index : High
			ANT2	ANT2	ANT2	ANT2	ANT2	ANT2
UNII5	6025	15	28.86	29.74	27.80	23.269	25.604	25.224
	6185	47	28.44	32.00	30.28	22.845	26.303	25.690
	6345	79	29.99	28.66	30.22	23.358	24.666	25.062
UNII6	6505	111	29.99	32.08	29.57	23.396	25.245	25.621
UNII7	6665	143	29.40	30.47	29.65	22.743	26.075	25.921
UNII8	6825	175	27.44	28.97	27.97	23.165	24.865	24.448
	6985	207	28.67	30.52	33.77	22.874	24.946	27.475

Mode : HE160(80L) 106T								
Band	Freq. [MHz]	CH.	26dB Bandwidth [MHz]			99% Occupied Bandwidth [MHz]		
			RU Index : Low	RU Index : Mid	RU Index : High	RU Index : Low	RU Index : Mid	RU Index : High
			ANT2	ANT2	ANT2	ANT2	ANT2	ANT2
UNII5	6025	15	29.18	32.24	31.12	22.711	21.950	23.109
	6185	47	31.44	32.26	38.30	22.852	21.653	23.453
	6345	79	29.45	32.96	33.43	21.601	22.243	22.822
UNII6	6505	111	32.47	32.08	37.19	23.337	22.004	22.867
UNII7	6665	143	32.00	33.99	33.84	21.806	22.404	23.804
UNII8	6825	175	30.14	34.68	31.64	21.583	22.755	22.610
	6985	207	27.83	30.00	31.26	21.473	22.413	23.006

Mode : HE160(80L) 242T								
Band	Freq. [MHz]	CH.	26dB Bandwidth [MHz]			99% Occupied Bandwidth [MHz]		
			RU Index : Low	RU Index : Mid	RU Index : High	RU Index : Low	RU Index : Mid	RU Index : High
			ANT2	ANT2	ANT2	ANT2	ANT2	ANT2
UNII5	6025	15	86.81	73.55	44.00	29.465	26.862	25.516
	6185	47	86.86	72.79	40.89	27.538	27.736	24.936
	6345	79	85.98	75.99	44.61	28.183	26.726	26.477
UNII6	6505	111	85.93	72.58	43.52	28.034	26.610	26.143
UNII7	6665	143	85.68	69.85	50.37	27.460	26.505	29.443
UNII8	6825	175	44.35	74.23	49.19	28.098	26.458	28.463
	6985	207	86.50	75.52	41.25	27.617	28.748	25.570

Mode : HE160(80L) 484T								
Band	Freq. [MHz]	CH.	26dB Bandwidth [MHz]			99% Occupied Bandwidth [MHz]		
			RU Index : Low	RU Index : Mid	RU Index : High	RU Index : Low	RU Index : Mid	RU Index : High
			ANT2	ANT2	ANT2	ANT2	ANT2	ANT2
UNII5	6025	15	87.94	-	72.38	41.821	-	43.018
	6185	47	87.90	-	69.60	41.587	-	43.161
	6345	79	87.26	-	70.80	40.397	-	42.520
UNII6	6505	111	87.56	-	63.26	41.085	-	44.773
UNII7	6665	143	86.34	-	74.11	42.204	-	45.093
UNII8	6825	175	87.20	-	70.98	42.462	-	43.642
	6985	207	87.90	-	71.61	40.919	-	44.437

Mode : HE160(80L) 996T								
Band	Freq. [MHz]	CH.	26dB Bandwidth [MHz]			99% Occupied Bandwidth [MHz]		
			RU Index : Low	RU Index : Mid	RU Index : High	RU Index : Low	RU Index : Mid	RU Index : High
			ANT2	ANT2	ANT2	ANT2	ANT2	ANT2
UNII5	6025	15	-	107.9	-	-	78.966	-
	6185	47	-	109.8	-	-	79.244	-
	6345	79	-	102.3	-	-	78.827	-
UNII6	6505	111	-	147.7	-	-	80.480	-
UNII7	6665	143	-	106.0	-	-	78.836	-
UNII8	6825	175	-	107.7	-	-	78.788	-
	6985	207	-	107.3	-	-	78.824	-

Mode : HE160(80U) 26T								
Band	Freq. [MHz]	CH.	26dB Bandwidth [MHz]			99% Occupied Bandwidth [MHz]		
			RU Index : Low	RU Index : Mid	RU Index : High	RU Index : Low	RU Index : Mid	RU Index : High
			ANT2	ANT2	ANT2	ANT2	ANT2	ANT2
UNII5	6025	15	27.76	78.74	27.83	26.073	74.741	24.671
	6185	47	26.38	77.51	25.25	26.707	74.283	23.906
	6345	79	28.28	78.93	24.86	26.725	74.738	22.536
UNII6	6505	111	27.49	78.88	26.56	26.356	75.660	23.564
UNII7	6665	143	28.15	79.27	26.12	26.648	75.494	23.698
UNII8	6825	175	28.92	78.83	24.48	26.886	74.876	22.426
	6985	207	27.71	78.54	25.02	25.998	75.052	22.315

Mode : HE160(80U) 52T								
Band	Freq. [MHz]	CH.	26dB Bandwidth [MHz]			99% Occupied Bandwidth [MHz]		
			RU Index : Low	RU Index : Mid	RU Index : High	RU Index : Low	RU Index : Mid	RU Index : High
			ANT2	ANT2	ANT2	ANT2	ANT2	ANT2
UNII5	6025	15	28.61	29.52	30.30	25.339	28.077	24.121
	6185	47	29.40	32.99	26.12	26.430	28.918	22.728
	6345	79	35.31	30.61	27.86	26.718	29.100	22.949
UNII6	6505	111	29.41	33.44	25.15	25.797	28.127	20.974
UNII7	6665	143	34.92	32.89	29.16	26.525	28.906	24.040
UNII8	6825	175	29.94	31.73	31.14	25.276	29.077	26.447
	6985	207	31.68	31.79	30.05	27.116	28.008	22.313

Mode : HE160(80U) 106T								
Band	Freq. [MHz]	CH.	26dB Bandwidth [MHz]			99% Occupied Bandwidth [MHz]		
			RU Index : Low	RU Index : Mid	RU Index : High	RU Index : Low	RU Index : Mid	RU Index : High
			ANT2	ANT2	ANT2	ANT2	ANT2	ANT2
UNII5	6025	15	31.74	33.24	34.64	24.127	23.731	21.551
	6185	47	34.56	36.11	35.66	24.125	25.750	21.572
	6345	79	32.15	36.38	31.09	24.452	25.760	22.318
UNII6	6505	111	33.73	35.97	32.50	24.281	25.745	21.574
UNII7	6665	143	34.44	33.91	30.19	24.027	24.270	21.454
UNII8	6825	175	30.90	34.13	31.75	23.159	24.656	22.779
	6985	207	35.62	33.87	31.75	23.600	24.302	22.163

Mode : HE160(80U) 242T								
Band	Freq. [MHz]	CH.	26dB Bandwidth [MHz]			99% Occupied Bandwidth [MHz]		
			RU Index : Low	RU Index : Mid	RU Index : High	RU Index : Low	RU Index : Mid	RU Index : High
			ANT2	ANT2	ANT2	ANT2	ANT2	ANT2
UNII5	6025	15	43.03	48.29	86.22	24.892	25.027	28.559
	6185	47	42.07	49.85	85.50	24.591	25.012	28.406
	6345	79	42.25	49.60	85.49	25.950	24.971	27.943
UNII6	6505	111	40.59	50.98	85.74	24.664	26.142	27.490
UNII7	6665	143	42.87	50.49	85.56	25.453	25.274	27.642
UNII8	6825	175	43.04	51.01	39.78	24.685	26.644	27.353
	6985	207	44.12	48.52	40.02	25.433	24.186	28.033

Mode : HE160(80U) 484T								
Band	Freq. [MHz]	CH.	26dB Bandwidth [MHz]			99% Occupied Bandwidth [MHz]		
			RU Index : Low	RU Index : Mid	RU Index : High	RU Index : Low	RU Index : Mid	RU Index : High
			ANT2	ANT2	ANT2	ANT2	ANT2	ANT2
UNII5	6025	15	69.83	-	87.93	41.652	-	46.046
	6185	47	68.05	-	88.94	41.314	-	47.874
	6345	79	78.81	-	93.78	45.495	-	47.290
UNII6	6505	111	71.13	-	87.41	41.466	-	45.305
UNII7	6665	143	69.24	-	86.97	42.122	-	46.534
UNII8	6825	175	67.94	-	86.90	41.740	-	45.878
	6985	207	69.55	-	86.79	42.456	-	46.719

Mode : HE160(80U) 996T								
Band	Freq. [MHz]	CH.	26dB Bandwidth [MHz]			99% Occupied Bandwidth [MHz]		
			RU Index : Low	RU Index : Mid	RU Index : High	RU Index : Low	RU Index : Mid	RU Index : High
			ANT2	ANT2	ANT2	ANT2	ANT2	ANT2
UNII5	6025	15	-	99.31	-	-	78.393	-
	6185	47	-	105.3	-	-	78.858	-
	6345	79	-	107.2	-	-	78.803	-
UNII6	6505	111	-	98.36	-	-	78.622	-
UNII7	6665	143	-	102.2	-	-	78.566	-
UNII8	6825	175	-	95.36	-	-	78.482	-
	6985	207	-	98.04	-	-	78.546	-

Mode : HE160 2x996T								
Band	Freq. [MHz]	CH.	26dB Bandwidth [MHz]			99% Occupied Bandwidth [MHz]		
			RU Index : Low	RU Index : Mid	RU Index : High	RU Index : Low	RU Index : Mid	RU Index : High
			ANT2	ANT2	ANT2	ANT2	ANT2	ANT2
UNII5	6025	15	-	173.5	-	-	157.18	-
	6185	47	-	172.0	-	-	156.95	-
	6345	79	-	171.0	-	-	157.12	-
UNII6	6505	111	-	174.2	-	-	157.26	-
UNII7	6665	143	-	174.5	-	-	156.85	-
UNII8	6825	175	-	170.4	-	-	157.16	-
	6985	207	-	173.3	-	-	157.35	-

Mode : HE160 SU								
Band	Freq. [MHz]	CH.	26dB Bandwidth [MHz]			99% Occupied Bandwidth [MHz]		
			RU Index : Low	RU Index : Mid	RU Index : High	RU Index : Low	RU Index : Mid	RU Index : High
			ANT2	ANT2	ANT2	ANT2	ANT2	ANT2
UNII5	6025	15	-	174.2	-	-	157.51	-
	6185	47	-	174.0	-	-	157.24	-
	6345	79	-	176.0	-	-	157.39	-
UNII6	6505	111	-	174.9	-	-	157.41	-
UNII7	6665	143	-	172.0	-	-	157.30	-
UNII8	6825	175	-	171.3	-	-	157.47	-
	6985	207	-	172.0	-	-	157.41	-

Mode : 802.11a								
Band	Freq. [MHz]	CH.	26dB Bandwidth [MHz]			99% Occupied Bandwidth [MHz]		
			RU Index : Low	RU Index : Mid	RU Index : High	RU Index : Low	RU Index : Mid	RU Index : High
			ANT2	ANT2	ANT2	ANT2	ANT2	ANT2
UNII5	5935	2	-	21.09	-	-	16.597	-
	6175	45	-	20.91	-	-	16.581	-
	6415	93	-	20.75	-	-	16.573	-
UNII6	6435	97	-	21.06	-	-	16.563	-
	6475	105	-	21.00	-	-	16.576	-
	6515	113	-	21.02	-	-	16.596	-
UNII7	6535	117	-	20.93	-	-	16.586	-
	6695	149	-	20.81	-	-	16.574	-
	6855	181	-	21.01	-	-	16.587	-
UNII8	6875	185	-	21.05	-	-	16.612	-
	6995	209	-	21.06	-	-	16.574	-
	7115	233	-	20.91	-	-	16.593	-

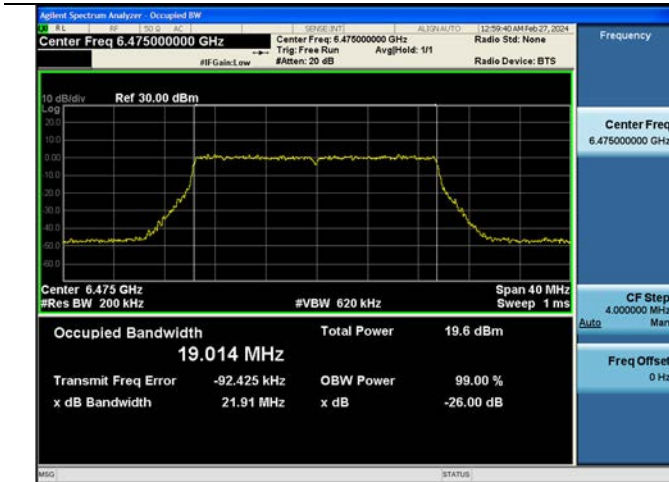
☑ Test Plots(26dB Bandwidth)

[Indoor Cilent, Standard Client]

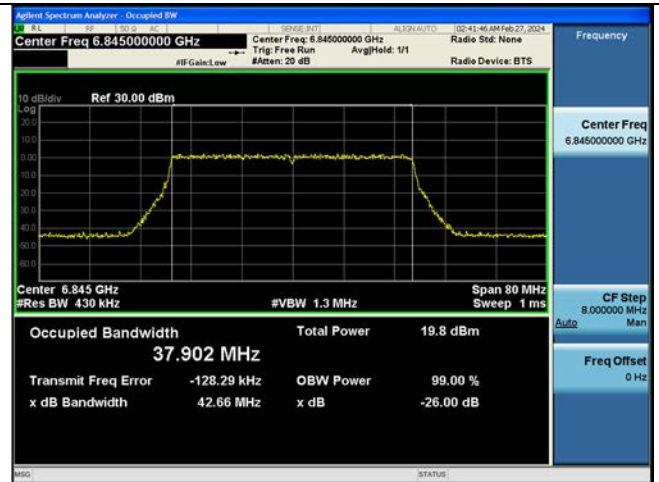
Note: In order to simplify the report, attached plots were only the widest channel.

[Ant.1]

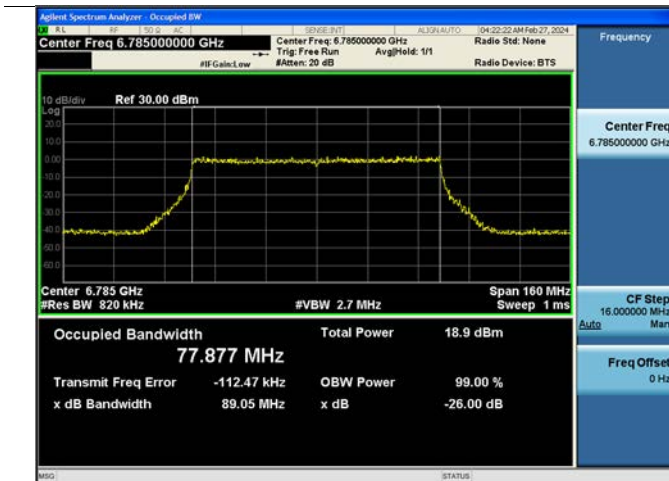
802.11ax HE20 Ch.105(6475 MHz) SU



802.11ax HE40 Ch.179(6845 MHz) SU



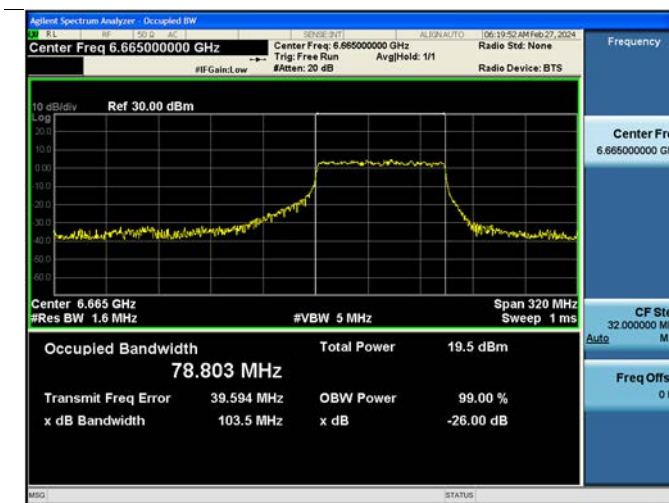
802.11ax HE80 Ch.167(6785 MHz) SU



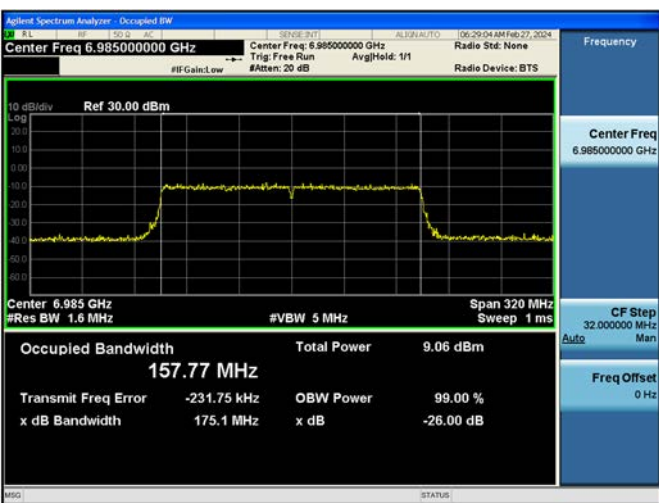
802.11ax HE160, 80_L Ch.15(6025 MHz) 996 Tones 67 RU



802.11ax HE160, 80_U Ch.143(6665 MHz) 996 Tones 67 RU

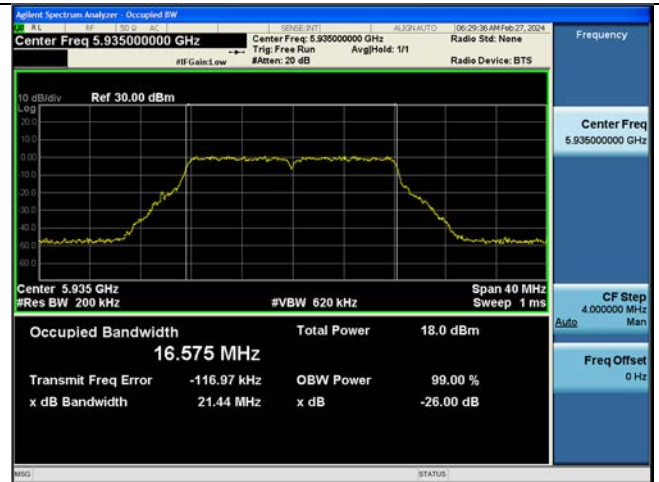
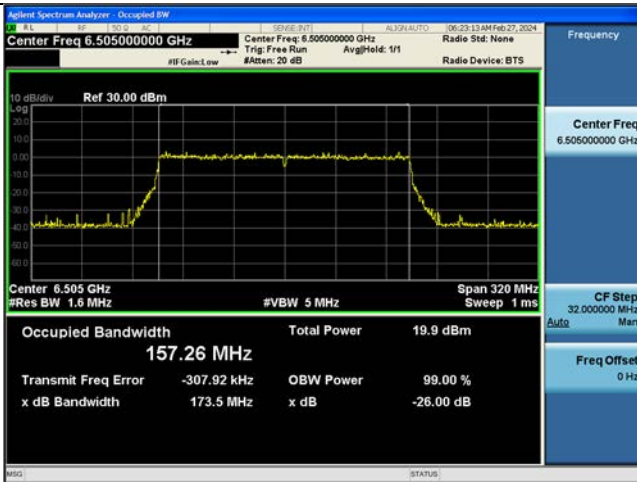


Bandwidth 160M, Ch. 207(6985 MHz) SU



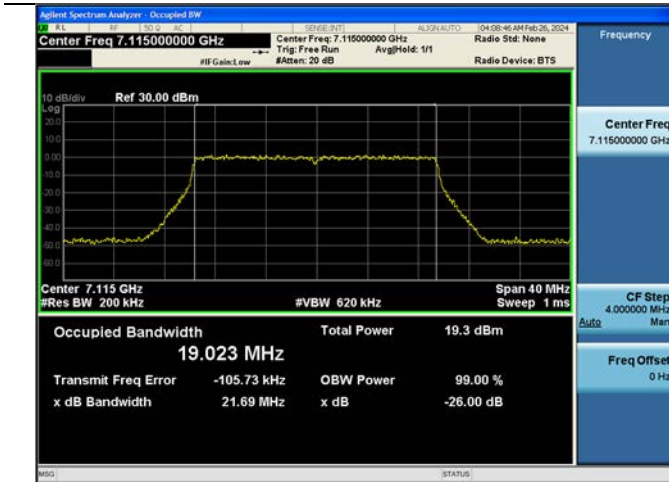
Bandwidth 160M, Ch. 111(6505 MHz) 2x996 Tones 68 RU

802.11a Ch.2(5935 MHz)

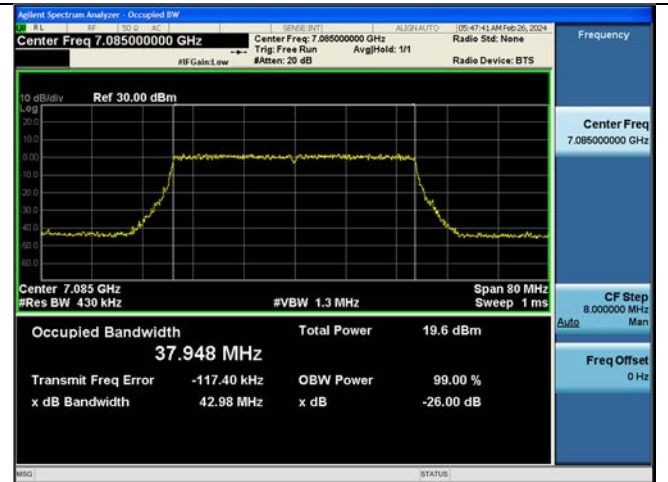


[Ant.2]

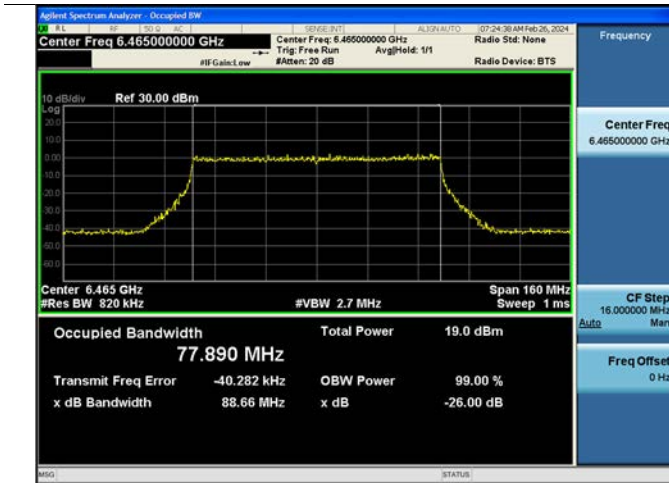
802.11ax HE20 Ch.233(7115 MHz) SU



802.11ax HE40 Ch.227(7085 MHz) SU



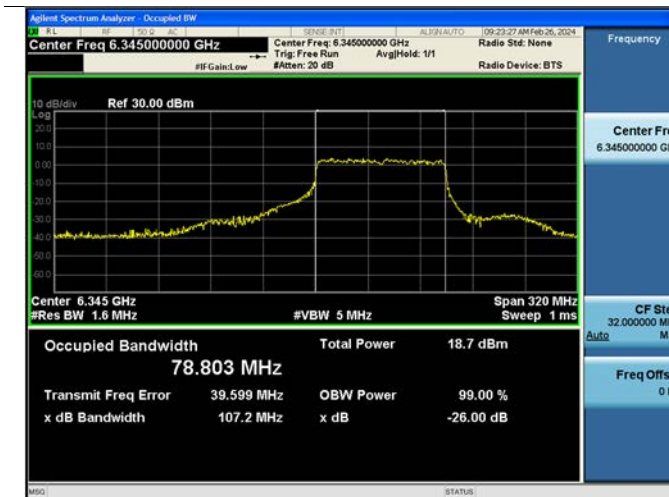
802.11ax HE80 Ch.103(6465 MHz) SU



802.11ax HE160, 80_L Ch.111(6505 MHz) 996 Tones 67 RU



802.11ax HE160, 80_U Ch.79(6345 MHz) 996 Tones 67 RU

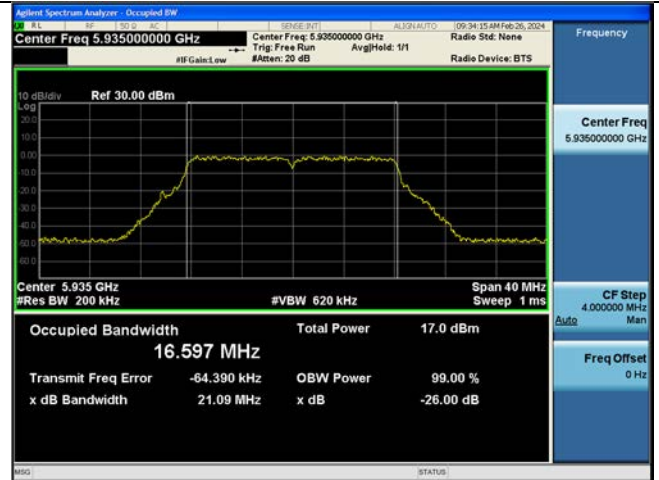
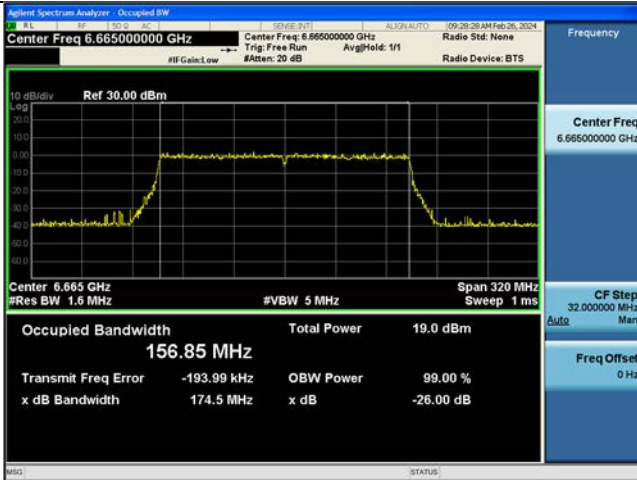


Bandwidth 160M, Ch. 79(6345 MHz) SU



Bandwidth 160M, Ch. 143(6665 MHz) 2x996 Tones 68 RU

802.11a Ch.2(5935 MHz)



10.3 OUTPUT POWER MEASUREMENT

10.3.1 E.I.R.P Output Power(Indoor client, Standard client)

Indoor client Limit : 24 dBm(e.i.r.p)

Standard client Limit : 30 dBm(e.i.r.p)

(MIMO_CDD(Ant1+Ant2))

- ANT1 Max. Output Power (dBm) : Measured Conducted Power(dBm) + Duty Factor (dB)
- ANT2 Max. Output Power (dBm) : Measured Conducted Power(dBm) + Duty Factor (dB)
- MIMO Max. Output Power (dBm) = ANT1 Max. Output Power(dBm) + ANT2 Max. Output Power(dBm)
- EIRP Output Power (dBm) = MIMO Max. Output Power(dBm) + Directional Gain (dBi)

-Note:

1. The MIMO_CDD(Ant1+Ant2) formula on page 8 and the maximum gain of each band in the antenna gain table were applied.
2. The LPI/SP target power is the same, so the measured data is also the same.

10.3.1.1 MIMO_CDD(Ant1+Ant2)

Mode : HE20 26T

Band	Freq. [MHz]	CH.	Total Average Power [dBm]									ANT1 Gain [dBi]	ANT2 Gain [dBi]	Directional Gain [dBi]	Maximum E.I.R.P [dBm]	Limit (LPI/SP) [dBm]
			RU Index : Low			RU Index : Mid			RU Index : High							
			ANT1	ANT2	MIMO	ANT1	ANT2	MIMO	ANT1	ANT2	MIMO					
UNII5	5935	2	1.56	1.25	4.42	1.29	0.94	4.13	1.49	1.08	4.30	-10.05	-9.50	-6.76	-2.34	24/30
	6175	45	4.41	3.86	7.15	4.09	3.65	6.88	4.22	3.79	7.02	-10.05	-9.50	-6.76	0.39	24/30
	6415	93	4.67	4.05	7.38	4.43	3.82	7.14	4.76	4.00	7.40	-10.05	-9.50	-6.76	0.64	24/30
UNII6	6435	97	4.93	3.89	7.45	4.64	3.69	7.20	4.88	3.88	7.42	-11.18	-9.73	-7.41	0.04	24
	6475	105	4.84	3.80	7.36	4.55	3.67	7.14	4.87	3.93	7.44	-11.18	-9.73	-7.41	0.03	24
	6515	113	4.94	4.00	7.50	4.64	3.72	7.21	4.96	3.89	7.47	-11.18	-9.73	-7.41	0.09	24
UNII7	6535	117	5.09	4.19	7.67	4.80	3.97	7.41	5.08	4.20	7.67	-10.83	-9.73	-7.25	0.42	24/30
	6695	149	4.83	4.01	7.45	4.53	3.77	7.18	4.76	3.92	7.37	-10.83	-9.73	-7.25	0.20	24/30
	6855	181	4.63	4.14	7.40	4.41	3.91	7.18	4.72	4.15	7.46	-10.83	-9.73	-7.25	0.21	24/30
UNII8	6875	185	4.46	4.17	7.33	4.25	3.97	7.12	4.55	4.19	7.38	-10.75	-10.28	-7.50	-0.12	24
	6995	209	4.67	4.43	7.56	4.44	4.30	7.38	4.65	4.47	7.57	-10.75	-10.28	-7.50	0.07	24
	7115	233	4.50	4.30	7.41	4.26	4.10	7.19	4.54	4.33	7.45	-10.75	-10.28	-7.50	-0.05	24

Mode : HE20 52T

Band	Freq. [MHz]	CH.	Total Average Power [dBm]									ANT1 Gain [dBi]	ANT2 Gain [dBi]	Directional Gain [dBi]	Maximum E.I.R.P [dBm]	Limit (LPI/SP) [dBm]
			RU Index : Low			RU Index : Mid			RU Index : High							
			ANT1	ANT2	MIMO	ANT1	ANT2	MIMO	ANT1	ANT2	MIMO					
UNII5	5935	2	5.11	4.25	7.71	4.98	4.12	7.58	5.06	4.18	7.65	-10.05	-9.50	-6.76	0.95	24/30
	6175	45	6.89	6.53	9.73	6.74	6.40	9.58	6.72	6.48	9.62	-10.05	-9.50	-6.76	2.97	24/30
	6415	93	7.19	6.35	9.80	7.05	6.22	9.67	7.24	6.28	9.80	-10.05	-9.50	-6.76	3.04	24/30
UNII6	6435	97	7.39	6.43	9.95	7.25	6.35	9.83	7.35	6.41	9.91	-11.18	-9.73	-7.41	2.54	24
	6475	105	7.33	6.35	9.88	7.17	6.26	9.75	7.35	6.58	9.99	-11.18	-9.73	-7.41	2.58	24
	6515	113	7.43	6.60	10.05	7.30	6.47	9.91	7.42	6.48	9.99	-11.18	-9.73	-7.41	2.64	24
UNII7	6535	117	7.77	6.73	10.29	7.63	6.59	10.15	7.76	6.67	10.26	-10.83	-9.73	-7.25	3.04	24/30
	6695	149	7.32	6.47	9.93	7.17	6.32	9.77	7.25	6.38	9.85	-10.83	-9.73	-7.25	2.68	24/30
	6855	181	7.11	6.63	9.88	6.98	6.51	9.76	7.15	6.62	9.90	-10.83	-9.73	-7.25	2.65	24/30
UNII8	6875	185	6.94	6.64	9.80	6.81	6.53	9.68	6.96	6.68	9.84	-10.75	-10.28	-7.50	2.34	24
	6995	209	6.98	7.30	10.15	6.83	7.20	10.03	6.96	7.30	10.14	-10.75	-10.28	-7.50	2.65	24
	7115	233	6.97	7.21	10.10	6.85	7.11	9.99	6.99	7.25	10.13	-10.75	-10.28	-7.50	2.63	24

Mode : HE20 106T

Band	Freq. [MHz]	CH.	Total Average Power [dBm]									ANT1 Gain [dBi]	ANT2 Gain [dBi]	Directional Gain [dBi]	Maximum E.I.R.P [dBm]	Limit (LPI/SP) [dBm]
			RU Index : Low			RU Index : Mid			RU Index : High							
			ANT1	ANT2	MIMO	ANT1	ANT2	MIMO	ANT1	ANT2	MIMO					
UNII5	5935	2	6.80	5.57	9.23	-	-	-	6.76	5.52	9.20	-10.05	-9.50	-6.76	2.47	24/30
	6175	45	8.26	8.05	11.17	-	-	-	8.09	8.00	11.06	-10.05	-9.50	-6.76	4.41	24/30
	6415	93	8.72	8.41	11.58	-	-	-	8.69	8.36	11.54	-10.05	-9.50	-6.76	4.82	24/30
UNII6	6435	97	8.76	8.36	11.57	-	-	-	8.70	8.34	11.53	-11.18	-9.73	-7.41	4.16	24
	6475	105	8.69	8.30	11.51	-	-	-	8.66	8.35	11.52	-11.18	-9.73	-7.41	4.11	24
	6515	113	8.99	8.41	11.72	-	-	-	8.97	8.32	11.67	-11.18	-9.73	-7.41	4.31	24
UNII7	6535	117	9.23	8.47	11.88	-	-	-	9.22	8.45	11.86	-10.83	-9.73	-7.25	4.63	24/30
	6695	149	8.85	8.33	11.61	-	-	-	8.80	8.28	11.56	-10.83	-9.73	-7.25	4.36	24/30
	6855	181	8.45	8.53	11.50	-	-	-	8.48	8.53	11.52	-10.83	-9.73	-7.25	4.27	24/30
UNII8	6875	185	8.37	8.52	11.46	-	-	-	8.42	8.56	11.50	-10.75	-10.28	-7.50	4.00	24
	6995	209	8.33	8.73	11.54	-	-	-	8.32	8.72	11.53	-10.75	-10.28	-7.50	4.04	24
	7115	233	8.28	8.60	11.46	-	-	-	8.30	8.64	11.48	-10.75	-10.28	-7.50	3.98	24

Mode : HE20 242T

Band	Freq. [MHz]	CH.	Total Average Power [dBm]									ANT1 Gain [dBi]	ANT2 Gain [dBi]	Directional Gain [dBi]	Maximum E.I.R.P [dBm]	Limit (LPI/SP) [dBm]
			RU Index : Low			RU Index : Mid			RU Index : High							
			ANT1	ANT2	MIMO	ANT1	ANT2	MIMO	ANT1	ANT2	MIMO					
UNII5	5935	2	-	-	-	9.43	8.63	12.06	-	-	-	-10.05	-9.50	-6.76	5.30	24/30
	6175	45	-	-	-	9.01	9.39	12.21	-	-	-	-10.05	-9.50	-6.76	5.45	24/30
	6415	93	-	-	-	9.61	9.19	12.41	-	-	-	-10.05	-9.50	-6.76	5.65	24/30
UNII6	6435	97	-	-	-	9.58	9.26	12.44	-	-	-	-11.18	-9.73	-7.41	5.03	24
	6475	105	-	-	-	9.51	9.22	12.38	-	-	-	-11.18	-9.73	-7.41	4.97	24
	6515	113	-	-	-	9.84	9.29	12.59	-	-	-	-11.18	-9.73	-7.41	5.18	24
UNII7	6535	117	-	-	-	10.13	9.46	12.82	-	-	-	-10.83	-9.73	-7.25	5.57	24/30
	6695	149	-	-	-	9.70	9.10	12.42	-	-	-	-10.83	-9.73	-7.25	5.17	24/30
	6855	181	-	-	-	9.12	9.32	12.24	-	-	-	-10.83	-9.73	-7.25	4.99	24/30
UNII8	6875	185	-	-	-	9.17	9.46	12.33	-	-	-	-10.75	-10.28	-7.50	4.83	24
	6995	209	-	-	-	9.12	9.64	12.40	-	-	-	-10.75	-10.28	-7.50	4.90	24
	7115	233	-	-	-	8.99	9.53	12.28	-	-	-	-10.75	-10.28	-7.50	4.78	24

Mode : HE20 SU

Band	Freq. [MHz]	CH.	Total Average Power [dBm]									ANT1 Gain [dBi]	ANT2 Gain [dBi]	Directional Gain [dBi]	Maximum E.I.R.P [dBm]	Limit (LPI/SP) [dBm]
			RU Index : Low			RU Index : Mid			RU Index : High							
			ANT1	ANT2	MIMO	ANT1	ANT2	MIMO	ANT1	ANT2	MIMO					
UNII5	5935	2	-	-	-	7.66	6.61	10.17	-	-	-	-10.05	-9.50	-6.76	3.41	24/30
	6175	45	-	-	-	8.60	9.00	11.82	-	-	-	-10.05	-9.50	-6.76	5.06	24/30
	6415	93	-	-	-	9.18	8.82	12.02	-	-	-	-10.05	-9.50	-6.76	5.26	24/30
UNII6	6435	97	-	-	-	9.17	8.91	12.05	-	-	-	-11.18	-9.73	-7.41	4.64	24
	6475	105	-	-	-	9.16	8.88	12.04	-	-	-	-11.18	-9.73	-7.41	4.63	24
	6515	113	-	-	-	9.47	8.95	12.23	-	-	-	-11.18	-9.73	-7.41	4.82	24
UNII7	6535	117	-	-	-	9.75	9.10	12.45	-	-	-	-10.83	-9.73	-7.25	5.20	24/30
	6695	149	-	-	-	9.36	8.75	12.08	-	-	-	-10.83	-9.73	-7.25	4.83	24/30
	6855	181	-	-	-	8.80	8.97	11.90	-	-	-	-10.83	-9.73	-7.25	4.65	24/30
UNII8	6875	185	-	-	-	8.82	9.13	11.99	-	-	-	-10.75	-10.28	-7.50	4.49	24
	6995	209	-	-	-	8.80	9.28	12.06	-	-	-	-10.75	-10.28	-7.50	4.56	24
	7115	233	-	-	-	8.67	9.18	11.94	-	-	-	-10.75	-10.28	-7.50	4.44	24

Mode : HE40 26T

Band	Freq. [MHz]	CH.	Total Average Power [dBm]									ANT1 Gain [dBi]	ANT2 Gain [dBi]	Directional Gain [dBi]	Maximum E.I.R.P [dBm]	Limit (LPI/SP) [dBm]
			RU Index : Low			RU Index : Mid			RU Index : High							
			ANT1	ANT2	MIMO	ANT1	ANT2	MIMO	ANT1	ANT2	MIMO					
UNII5	5965	3	4.30	3.15	6.77	4.36	3.25	6.85	4.18	2.88	6.59	-10.05	-9.50	-6.76	0.09	24/30
	6165	43	4.21	3.56	6.91	4.23	3.85	7.05	3.85	3.48	6.68	-10.05	-9.50	-6.76	0.29	24/30
	6405	91	4.62	3.64	7.17	4.69	3.77	7.26	4.54	3.45	7.04	-10.05	-9.50	-6.76	0.50	24/30
UNII6	6445	99	4.74	3.63	7.23	4.81	3.84	7.36	4.52	3.51	7.06	-11.18	-9.73	-7.41	-0.05	24
	6485	107	4.61	3.55	7.12	4.86	3.86	7.40	4.65	3.49	7.12	-11.18	-9.73	-7.41	-0.01	24
	6525	115	4.71	3.89	7.33	4.90	3.93	7.45	4.66	3.61	7.18	-11.18	-9.73	-7.41	0.04	24
UNII7	6565	123	5.58	4.22	7.96	5.66	4.55	8.15	5.40	4.16	7.83	-10.83	-9.73	-7.25	0.90	24/30
	6685	147	4.84	3.69	7.31	4.94	3.98	7.50	4.65	3.51	7.13	-10.83	-9.73	-7.25	0.25	24/30
	6845	179	4.48	3.81	7.17	4.57	4.10	7.35	4.35	3.74	7.06	-10.83	-9.73	-7.25	0.10	24/30
UNII8	6885	187	4.21	3.78	7.01	4.36	4.17	7.27	4.15	3.79	6.99	-10.75	-10.28	-7.50	-0.23	24
	7005	211	4.40	4.11	7.27	4.52	4.38	7.46	4.26	3.98	7.14	-10.75	-10.28	-7.50	-0.04	24
	7085	227	4.43	3.73	7.11	4.56	4.02	7.31	4.27	3.58	6.95	-10.75	-10.28	-7.50	-0.19	24

Mode : HE40 52T

Band	Freq. [MHz]	CH.	Total Average Power [dBm]									ANT1 Gain [dBi]	ANT2 Gain [dBi]	Directional Gain [dBi]	Maximum E.I.R.P [dBm]	Limit (LPI/SP) [dBm]
			RU Index : Low			RU Index : Mid			RU Index : High							
			ANT1	ANT2	MIMO	ANT1	ANT2	MIMO	ANT1	ANT2	MIMO					
UNII5	5965	3	6.70	5.62	9.21	6.72	5.63	9.22	6.55	5.41	9.03	-10.05	-9.50	-6.76	2.46	24/30
	6165	43	6.78	6.28	9.54	6.77	6.49	9.65	6.42	6.19	9.31	-10.05	-9.50	-6.76	2.89	24/30
	6405	91	6.93	6.21	9.59	7.03	6.30	9.69	6.89	6.01	9.48	-10.05	-9.50	-6.76	2.93	24/30
UNII6	6445	99	7.26	6.32	9.82	7.31	6.45	9.91	7.07	6.21	9.67	-11.18	-9.73	-7.41	2.50	24
	6485	107	7.21	6.23	9.76	7.37	6.54	9.98	7.23	6.17	9.74	-11.18	-9.73	-7.41	2.57	24
	6525	115	7.43	6.49	9.99	7.51	6.54	10.06	7.35	6.23	9.83	-11.18	-9.73	-7.41	2.65	24
UNII7	6565	123	7.99	6.80	10.45	7.99	7.05	10.56	7.78	6.77	10.31	-10.83	-9.73	-7.25	3.31	24/30
	6685	147	7.30	6.24	9.81	7.40	6.42	9.95	7.17	6.09	9.67	-10.83	-9.73	-7.25	2.70	24/30
	6845	179	6.96	6.43	9.72	7.01	6.55	9.80	6.86	6.30	9.60	-10.83	-9.73	-7.25	2.55	24/30
UNII8	6885	187	6.71	6.36	9.55	6.87	6.62	9.76	6.64	6.40	9.53	-10.75	-10.28	-7.50	2.26	24
	7005	211	6.72	7.00	9.88	6.87	7.26	10.08	6.68	6.94	9.82	-10.75	-10.28	-7.50	2.58	24
	7085	227	6.87	6.62	9.76	6.96	6.90	9.94	6.81	6.52	9.68	-10.75	-10.28	-7.50	2.44	24

Mode : HE40 106T

Band	Freq. [MHz]	CH.	Total Average Power [dBm]									ANT1 Gain [dBi]	ANT2 Gain [dBi]	Directional Gain [dBi]	Maximum E.I.R.P [dBm]	Limit (LPI/SP) [dBm]
			RU Index : Low			RU Index : Mid			RU Index : High							
			ANT1	ANT2	MIMO	ANT1	ANT2	MIMO	ANT1	ANT2	MIMO					
UNII5	5965	3	7.86	7.24	10.57	7.82	7.23	10.55	7.82	7.08	10.48	-10.05	-9.50	-6.76	3.81	24/30
	6165	43	7.95	7.85	10.91	7.91	7.98	10.96	7.71	7.81	10.77	-10.05	-9.50	-6.76	4.20	24/30
	6405	91	8.36	8.24	11.31	8.27	8.24	11.27	8.27	8.08	11.19	-10.05	-9.50	-6.76	4.55	24/30
UNII6	6445	99	8.42	8.21	11.33	8.54	8.27	11.42	8.43	8.15	11.30	-11.18	-9.73	-7.41	4.01	24
	6485	107	8.52	8.14	11.34	8.51	8.31	11.42	8.55	8.11	11.35	-11.18	-9.73	-7.41	4.01	24
	6525	115	8.94	8.40	11.69	8.91	8.42	11.68	8.93	8.16	11.57	-11.18	-9.73	-7.41	4.28	24
UNII7	6565	123	9.40	8.93	12.18	9.32	9.03	12.19	9.22	8.87	12.06	-10.83	-9.73	-7.25	4.94	24/30
	6685	147	8.84	8.21	11.55	8.82	8.29	11.57	8.74	8.08	11.43	-10.83	-9.73	-7.25	4.32	24/30
	6845	179	8.33	8.45	11.40	8.29	8.50	11.41	8.23	8.38	11.32	-10.83	-9.73	-7.25	4.16	24/30
UNII8	6885	187	8.15	8.43	11.30	8.17	8.53	11.36	8.14	8.44	11.30	-10.75	-10.28	-7.50	3.86	24
	7005	211	8.13	8.58	11.37	8.13	8.75	11.46	8.06	8.53	11.31	-10.75	-10.28	-7.50	3.96	24
	7085	227	8.30	8.22	11.27	8.27	8.34	11.32	8.19	8.12	11.16	-10.75	-10.28	-7.50	3.82	24

Mode : HE40 242T

Band	Freq. [MHz]	CH.	Total Average Power [dBm]									ANT1 Gain [dBi]	ANT2 Gain [dBi]	Directional Gain [dBi]	Maximum E.I.R.P [dBm]	Limit (LPI/SP) [dBm]
			RU Index : Low			RU Index : Mid			RU Index : High							
			ANT1	ANT2	MIMO	ANT1	ANT2	MIMO	ANT1	ANT2	MIMO					
UNII5	5965	3	8.96	8.65	11.82	-	-	-	8.97	8.56	11.78	-10.05	-9.50	-6.76	5.06	24/30
	6165	43	8.84	9.30	12.08	-	-	-	8.71	9.26	12.00	-10.05	-9.50	-6.76	5.32	24/30
	6405	91	9.23	9.12	12.18	-	-	-	9.23	9.06	12.16	-10.05	-9.50	-6.76	5.42	24/30
UNII6	6445	99	9.33	9.20	12.27	-	-	-	9.23	9.16	12.21	-11.18	-9.73	-7.41	4.86	24
	6485	107	9.27	9.20	12.25	-	-	-	9.36	9.11	12.25	-11.18	-9.73	-7.41	4.84	24
	6525	115	9.74	9.28	12.53	-	-	-	9.78	9.20	12.51	-11.18	-9.73	-7.41	5.12	24
UNII7	6565	123	10.13	9.80	12.98	-	-	-	10.08	9.83	12.97	-10.83	-9.73	-7.25	5.73	24/30
	6685	147	9.72	9.21	12.48	-	-	-	9.70	9.14	12.44	-10.83	-9.73	-7.25	5.23	24/30
	6845	179	8.96	9.30	12.14	-	-	-	8.91	9.23	12.08	-10.83	-9.73	-7.25	4.89	24/30
UNII8	6885	187	8.93	9.33	12.14	-	-	-	8.94	9.37	12.17	-10.75	-10.28	-7.50	4.67	24
	7005	211	8.89	9.45	12.19	-	-	-	8.91	9.47	12.21	-10.75	-10.28	-7.50	4.71	24
	7085	227	9.08	9.07	12.08	-	-	-	9.08	9.11	12.10	-10.75	-10.28	-7.50	4.60	24

Mode : HE40 484T

Band	Freq. [MHz]	CH.	Total Average Power [dBm]									ANT1 Gain [dBi]	ANT2 Gain [dBi]	Directional Gain [dBi]	Maximum E.I.R.P [dBm]	Limit (LPI/SP) [dBm]
			RU Index : Low			RU Index : Mid			RU Index : High							
			ANT1	ANT2	MIMO	ANT1	ANT2	MIMO	ANT1	ANT2	MIMO					
UNII5	5965	3	-	-	-	8.90	8.58	11.75	-	-	-	-10.05	-9.50	-6.76	4.99	24/30
	6165	43	-	-	-	8.87	9.31	12.11	-	-	-	-10.05	-9.50	-6.76	5.35	24/30
	6405	91	-	-	-	9.35	9.11	12.24	-	-	-	-10.05	-9.50	-6.76	5.48	24/30
UNII6	6445	99	-	-	-	9.43	9.18	12.32	-	-	-	-11.18	-9.73	-7.41	4.91	24
	6485	107	-	-	-	9.47	9.18	12.34	-	-	-	-11.18	-9.73	-7.41	4.93	24
	6525	115	-	-	-	9.92	9.31	12.64	-	-	-	-11.18	-9.73	-7.41	5.23	24
UNII7	6565	123	-	-	-	10.27	9.84	13.07	-	-	-	-10.83	-9.73	-7.25	5.82	24/30
	6685	147	-	-	-	9.84	9.12	12.51	-	-	-	-10.83	-9.73	-7.25	5.26	24/30
	6845	179	-	-	-	9.09	9.31	12.22	-	-	-	-10.83	-9.73	-7.25	4.97	24/30
UNII8	6885	187	-	-	-	9.12	9.40	12.27	-	-	-	-10.75	-10.28	-7.50	4.77	24
	7005	211	-	-	-	9.11	9.57	12.36	-	-	-	-10.75	-10.28	-7.50	4.86	24
	7085	227	-	-	-	9.25	9.16	12.21	-	-	-	-10.75	-10.28	-7.50	4.71	24

Mode : HE40 SU

Band	Freq. [MHz]	CH.	Total Average Power [dBm]									ANT1 Gain [dBi]	ANT2 Gain [dBi]	Directional Gain [dBi]	Maximum E.I.R.P [dBm]	Limit (LPI/SP) [dBm]
			RU Index : Low			RU Index : Mid			RU Index : High							
			ANT1	ANT2	MIMO	ANT1	ANT2	MIMO	ANT1	ANT2	MIMO					
UNII5	5965	3	-	-	-	9.08	9.01	12.06	-	-	-	-10.05	-9.50	-6.76	5.30	24/30
	6165	43	-	-	-	9.02	9.22	12.13	-	-	-	-10.05	-9.50	-6.76	5.37	24/30
	6405	91	-	-	-	9.22	9.01	12.13	-	-	-	-10.05	-9.50	-6.76	5.37	24/30
UNII6	6445	99	-	-	-	9.30	9.09	12.21	-	-	-	-11.18	-9.73	-7.41	4.80	24
	6485	107	-	-	-	9.36	9.13	12.26	-	-	-	-11.18	-9.73	-7.41	4.85	24
	6525	115	-	-	-	9.78	9.23	12.52	-	-	-	-11.18	-9.73	-7.41	5.11	24
UNII7	6565	123	-	-	-	10.13	9.76	12.96	-	-	-	-10.83	-9.73	-7.25	5.71	24/30
	6685	147	-	-	-	9.72	9.02	12.39	-	-	-	-10.83	-9.73	-7.25	5.14	24/30
	6845	179	-	-	-	9.08	9.22	12.16	-	-	-	-10.83	-9.73	-7.25	4.91	24/30
UNII8	6885	187	-	-	-	9.00	9.35	12.19	-	-	-	-10.75	-10.28	-7.50	4.69	24
	7005	211	-	-	-	8.97	9.51	12.26	-	-	-	-10.75	-10.28	-7.50	4.76	24
	7085	227	-	-	-	9.11	9.12	12.13	-	-	-	-10.75	-10.28	-7.50	4.63	24

Mode : HE80 26T

Band	Freq. [MHz]	CH.	Total Average Power [dBm]									ANT1 Gain [dBi]	ANT2 Gain [dBi]	Directional Gain [dBi]	Maximum E.I.R.P [dBm]	Limit (LPI/SP) [dBm]
			RU Index : Low			RU Index : Mid			RU Index : High							
			ANT1	ANT2	MIMO	ANT1	ANT2	MIMO	ANT1	ANT2	MIMO					
UNII5	5985	7	4.37	3.59	7.00	4.02	3.34	6.71	4.33	3.59	6.98	-10.05	-9.50	-6.76	0.24	24/30
	6145	39	4.41	3.57	7.02	3.94	3.70	6.83	4.15	3.80	6.99	-10.05	-9.50	-6.76	0.26	24/30
	6385	87	4.83	3.97	7.43	4.12	3.69	6.92	4.51	3.86	7.21	-10.05	-9.50	-6.76	0.67	24/30
UNII6	6465	103	4.83	3.90	7.40	4.31	3.61	6.99	4.84	3.94	7.42	-11.18	-9.73	-7.41	0.01	24
	6545	119	5.05	4.27	7.69	4.75	4.09	7.44	5.04	4.15	7.63	-11.18	-9.73	-7.41	0.28	24
UNII7	6625	135	5.43	4.35	7.93	5.07	4.11	7.63	5.51	4.28	7.95	-10.83	-9.73	-7.25	0.70	24/30
	6705	151	4.72	4.10	7.43	4.35	3.93	7.15	4.59	3.97	7.30	-10.83	-9.73	-7.25	0.18	24/30
	6785	167	4.46	3.89	7.19	4.16	3.98	7.08	4.59	4.12	7.37	-10.83	-9.73	-7.25	0.12	24/30
UNII8	6865	183	4.27	4.08	7.18	3.91	3.93	6.93	4.34	4.14	7.25	-10.75	-10.28	-7.50	-0.25	24
	6945	199	4.19	4.58	7.40	3.93	4.34	7.15	4.31	4.48	7.41	-10.75	-10.28	-7.50	-0.09	24
	7025	215	4.61	4.18	7.41	4.31	4.07	7.20	4.66	4.13	7.41	-10.75	-10.28	-7.50	-0.09	24

Mode : HE80 52T

Band	Freq. [MHz]	CH.	Total Average Power [dBm]									ANT1 Gain [dBi]	ANT2 Gain [dBi]	Directional Gain [dBi]	Maximum E.I.R.P [dBm]	Limit (LPI/SP) [dBm]
			RU Index : Low			RU Index : Mid			RU Index : High							
			ANT1	ANT2	MIMO	ANT1	ANT2	MIMO	ANT1	ANT2	MIMO					
UNII5	5985	7	6.82	6.19	9.53	6.59	5.97	9.30	6.74	6.17	9.47	-10.05	-9.50	-6.76	2.77	24/30
	6145	39	7.07	6.42	9.77	6.77	6.59	9.69	6.80	6.69	9.76	-10.05	-9.50	-6.76	3.01	24/30
	6385	87	7.33	6.62	10.00	6.76	6.41	9.60	7.04	6.49	9.78	-10.05	-9.50	-6.76	3.24	24/30
UNII6	6465	103	7.55	6.62	10.12	7.15	6.43	9.82	7.55	6.67	10.15	-11.18	-9.73	-7.41	2.74	24
	6545	119	7.84	6.95	10.43	7.66	6.71	10.22	7.83	6.88	10.39	-11.18	-9.73	-7.41	3.02	24
UNII7	6625	135	7.94	7.03	10.52	7.67	6.74	10.24	7.99	6.93	10.50	-10.83	-9.73	-7.25	3.27	24/30
	6705	151	7.39	6.65	10.04	7.12	6.43	9.80	7.27	6.47	9.90	-10.83	-9.73	-7.25	2.79	24/30
	6785	167	6.91	6.51	9.73	6.70	6.54	9.63	7.03	6.70	9.88	-10.83	-9.73	-7.25	2.63	24/30
UNII8	6865	183	6.93	6.66	9.81	6.70	6.61	9.66	7.01	6.73	9.88	-10.75	-10.28	-7.50	2.38	24
	6945	199	6.88	7.55	10.24	6.62	7.45	10.07	6.93	7.63	10.31	-10.75	-10.28	-7.50	2.81	24
	7025	215	7.00	7.14	10.08	6.75	7.08	9.93	7.02	7.09	10.07	-10.75	-10.28	-7.50	2.58	24

Mode : HE80 106T

Band	Freq. [MHz]	CH.	Total Average Power [dBm]									ANT1 Gain [dBi]	ANT2 Gain [dBi]	Directional Gain [dBi]	Maximum E.I.R.P [dBm]	Limit (LPI/SP) [dBm]
			RU Index : Low			RU Index : Mid			RU Index : High							
			ANT1	ANT2	MIMO	ANT1	ANT2	MIMO	ANT1	ANT2	MIMO					
UNII5	5985	7	8.20	7.44	10.85	8.01	7.28	10.67	8.13	7.52	10.85	-10.05	-9.50	-6.76	4.09	24/30
	6145	39	8.32	7.79	11.07	8.08	7.88	10.99	8.06	7.98	11.03	-10.05	-9.50	-6.76	4.31	24/30
	6385	87	8.70	8.40	11.57	8.25	8.19	11.23	8.44	8.21	11.33	-10.05	-9.50	-6.76	4.81	24/30
UNII6	6465	103	8.82	8.26	11.56	8.48	8.03	11.27	8.79	8.21	11.52	-11.18	-9.73	-7.41	4.15	24
	6545	119	9.30	8.61	11.98	9.17	8.50	11.86	9.30	8.67	12.00	-11.18	-9.73	-7.41	4.59	24
UNII7	6625	135	9.31	8.99	12.17	9.08	8.62	11.86	9.32	8.86	12.11	-10.83	-9.73	-7.25	4.92	24/30
	6705	151	8.90	8.52	11.72	8.68	8.33	11.52	8.73	8.33	11.55	-10.83	-9.73	-7.25	4.47	24/30
	6785	167	8.35	8.33	11.35	8.22	8.33	11.28	8.47	8.52	11.50	-10.83	-9.73	-7.25	4.25	24/30
UNII8	6865	183	8.40	8.65	11.54	8.22	8.42	11.33	8.43	8.64	11.55	-10.75	-10.28	-7.50	4.05	24
	6945	199	8.33	9.00	11.69	8.15	8.87	11.54	8.35	9.01	11.70	-10.75	-10.28	-7.50	4.20	24
	7025	215	8.46	8.56	11.52	8.30	8.45	11.39	8.49	8.53	11.52	-10.75	-10.28	-7.50	4.02	24

Mode : HE80 242T

Band	Freq. [MHz]	CH.	Total Average Power [dBm]									ANT1 Gain [dBi]	ANT2 Gain [dBi]	Directional Gain [dBi]	Maximum E.I.R.P [dBm]	Limit (LPI/SP) [dBm]
			RU Index : Low			RU Index : Mid			RU Index : High							
			ANT1	ANT2	MIMO	ANT1	ANT2	MIMO	ANT1	ANT2	MIMO					
UNII5	5985	7	8.00	7.46	10.75	7.98	7.39	10.70	7.91	7.40	10.67	-10.05	-9.50	-6.76	3.99	24/30
	6145	39	8.11	7.75	10.95	8.04	7.83	10.95	7.87	7.89	10.89	-10.05	-9.50	-6.76	4.19	24/30
	6385	87	8.52	8.36	11.45	8.32	8.33	11.34	8.22	8.14	11.19	-10.05	-9.50	-6.76	4.69	24/30
UNII6	6465	103	8.66	8.22	11.46	8.55	8.17	11.37	8.54	8.18	11.37	-11.18	-9.73	-7.41	4.05	24
	6545	119	9.15	8.58	11.89	9.24	8.45	11.87	9.10	8.40	11.78	-11.18	-9.73	-7.41	4.48	24
UNII7	6625	135	9.12	8.81	11.98	9.20	8.68	11.96	9.06	8.62	11.85	-10.83	-9.73	-7.25	4.73	24/30
	6705	151	8.73	8.37	11.56	8.71	8.30	11.52	8.54	8.15	11.36	-10.83	-9.73	-7.25	4.31	24/30
	6785	167	8.20	8.17	11.20	8.20	8.28	11.25	8.24	8.28	11.27	-10.83	-9.73	-7.25	4.02	24/30
UNII8	6865	183	8.23	8.49	11.37	8.19	8.34	11.28	8.24	8.44	11.35	-10.75	-10.28	-7.50	3.87	24
	6945	199	8.19	8.82	11.53	8.17	8.75	11.48	8.20	8.79	11.52	-10.75	-10.28	-7.50	4.03	24
	7025	215	8.38	8.40	11.40	8.34	8.41	11.38	8.30	8.37	11.35	-10.75	-10.28	-7.50	3.90	24

Mode : HE80 484T

Band	Freq. [MHz]	CH.	Total Average Power [dBm]									ANT1 Gain [dBi]	ANT2 Gain [dBi]	Directional Gain [dBi]	Maximum E.I.R.P [dBm]	Limit (LPI/SP) [dBm]
			RU Index : Low			RU Index : Mid			RU Index : High							
			ANT1	ANT2	MIMO	ANT1	ANT2	MIMO	ANT1	ANT2	MIMO					
UNII5	5985	7	8.02	7.44	10.75	-	-	-	7.99	7.45	10.74	-10.05	-9.50	-6.76	3.99	24/30
	6145	39	8.10	7.81	10.97	-	-	-	7.98	7.93	10.96	-10.05	-9.50	-6.76	4.21	24/30
	6385	87	8.48	8.40	11.45	-	-	-	8.23	8.21	11.23	-10.05	-9.50	-6.76	4.69	24/30
UNII6	6465	103	8.67	8.22	11.46	-	-	-	8.59	8.20	11.41	-11.18	-9.73	-7.41	4.05	24
	6545	119	9.30	8.56	11.96	-	-	-	9.18	8.47	11.85	-11.18	-9.73	-7.41	4.55	24
UNII7	6625	135	9.24	8.81	12.04	-	-	-	9.10	8.61	11.88	-10.83	-9.73	-7.25	4.79	24/30
	6705	151	8.76	8.37	11.58	-	-	-	8.63	8.24	11.45	-10.83	-9.73	-7.25	4.33	24/30
	6785	167	8.23	8.20	11.23	-	-	-	8.27	8.33	11.31	-10.83	-9.73	-7.25	4.06	24/30
UNII8	6865	183	8.25	8.45	11.36	-	-	-	8.31	8.47	11.40	-10.75	-10.28	-7.50	3.90	24
	6945	199	8.27	8.85	11.58	-	-	-	8.27	8.84	11.58	-10.75	-10.28	-7.50	4.08	24
	7025	215	8.47	8.44	11.47	-	-	-	8.40	8.36	11.39	-10.75	-10.28	-7.50	3.97	24

Mode : HE80 996T

Band	Freq. [MHz]	CH.	Total Average Power [dBm]									ANT1 Gain [dBi]	ANT2 Gain [dBi]	Directional Gain [dBi]	Maximum E.I.R.P [dBm]	Limit (LPI/SP) [dBm]
			RU Index : Low			RU Index : Mid			RU Index : High							
			ANT1	ANT2	MIMO	ANT1	ANT2	MIMO	ANT1	ANT2	MIMO					
UNII5	5985	7	-	-	-	8.01	7.36	10.71	-	-	-	-10.05	-9.50	-6.76	3.95	24/30
	6145	39	-	-	-	8.00	7.83	10.93	-	-	-	-10.05	-9.50	-6.76	4.17	24/30
	6385	87	-	-	-	8.28	8.21	11.26	-	-	-	-10.05	-9.50	-6.76	4.50	24/30
UNII6	6465	103	-	-	-	8.59	8.14	11.38	-	-	-	-11.18	-9.73	-7.41	3.97	24
	6545	119	-	-	-	9.18	8.44	11.83	-	-	-	-11.18	-9.73	-7.41	4.42	24
UNII7	6625	135	-	-	-	9.11	8.62	11.88	-	-	-	-10.83	-9.73	-7.25	4.63	24/30
	6705	151	-	-	-	8.63	8.24	11.45	-	-	-	-10.83	-9.73	-7.25	4.20	24/30
	6785	167	-	-	-	8.19	8.19	11.20	-	-	-	-10.83	-9.73	-7.25	3.95	24/30
UNII8	6865	183	-	-	-	8.21	8.38	11.31	-	-	-	-10.75	-10.28	-7.50	3.81	24
	6945	199	-	-	-	8.19	8.78	11.51	-	-	-	-10.75	-10.28	-7.50	4.01	24
	7025	215	-	-	-	8.34	8.36	11.36	-	-	-	-10.75	-10.28	-7.50	3.86	24

Mode : HE80 SU

Band	Freq. [MHz]	CH.	Total Average Power [dBm]									ANT1 Gain [dBi]	ANT2 Gain [dBi]	Directional Gain [dBi]	Maximum E.I.R.P [dBm]	Limit (LPI/SP) [dBm]
			RU Index : Low			RU Index : Mid			RU Index : High							
			ANT1	ANT2	MIMO	ANT1	ANT2	MIMO	ANT1	ANT2	MIMO					
UNII5	5985	7	-	-	-	7.72	7.11	10.44	-	-	-	-10.05	-9.50	-6.76	3.68	24/30
	6145	39	-	-	-	7.75	7.56	10.67	-	-	-	-10.05	-9.50	-6.76	3.91	24/30
	6385	87	-	-	-	8.02	7.97	11.01	-	-	-	-10.05	-9.50	-6.76	4.25	24/30
UNII6	6465	103	-	-	-	8.30	7.86	11.10	-	-	-	-11.18	-9.73	-7.41	3.69	24
	6545	119	-	-	-	8.88	8.16	11.54	-	-	-	-11.18	-9.73	-7.41	4.13	24
UNII7	6625	135	-	-	-	8.85	8.38	11.63	-	-	-	-10.83	-9.73	-7.25	4.38	24/30
	6705	151	-	-	-	8.36	7.96	11.18	-	-	-	-10.83	-9.73	-7.25	3.93	24/30
	6785	167	-	-	-	7.91	7.96	10.95	-	-	-	-10.83	-9.73	-7.25	3.70	24/30
UNII8	6865	183	-	-	-	7.93	8.10	11.03	-	-	-	-10.75	-10.28	-7.50	3.53	24
	6945	199	-	-	-	7.88	8.51	11.22	-	-	-	-10.75	-10.28	-7.50	3.72	24
	7025	215	-	-	-	8.04	8.09	11.07	-	-	-	-10.75	-10.28	-7.50	3.57	24

Mode : HE80L 26T

Band	Freq. [MHz]	CH.	Total Average Power [dBm]									ANT1 Gain [dBi]	ANT2 Gain [dBi]	Directional Gain [dBi]	Maximum E.I.R.P [dBm]	Limit (LPI/SP) [dBm]
			RU Index : Low			RU Index : Mid			RU Index : High							
			ANT1	ANT2	MIMO	ANT1	ANT2	MIMO	ANT1	ANT2	MIMO					
UNII5	6025	15	3.90	3.41	6.67	3.97	3.66	6.83	3.82	3.66	6.75	-10.05	-9.50	-6.76	0.07	24/30
	6185	47	4.37	3.50	6.97	4.36	3.74	7.07	3.96	3.74	6.86	-10.05	-9.50	-6.76	0.31	24/30
	6345	79	4.63	3.90	7.29	4.42	3.96	7.20	4.35	3.89	7.13	-10.05	-9.50	-6.76	0.53	24/30
UNII6	6505	111	4.57	3.80	7.21	4.54	3.84	7.22	4.55	3.86	7.23	-11.18	-9.73	-7.41	-0.18	24
UNII7	6665	143	4.72	3.90	7.34	4.89	3.91	7.44	4.80	3.97	7.41	-10.83	-9.73	-7.25	0.19	24/30
UNII8	6825	175	4.20	3.87	7.05	4.37	4.03	7.22	4.41	4.09	7.26	-10.75	-10.28	-7.50	-0.24	24
	6985	207	4.11	4.12	7.12	4.19	4.22	7.21	4.16	4.26	7.22	-10.75	-10.28	-7.50	-0.28	24

Mode : HE80L 52T

Band	Freq. [MHz]	CH.	Total Average Power [dBm]									ANT1 Gain [dBi]	ANT2 Gain [dBi]	Directional Gain [dBi]	Maximum E.I.R.P [dBm]	Limit (LPI/SP) [dBm]
			RU Index : Low			RU Index : Mid			RU Index : High							
			ANT1	ANT2	MIMO	ANT1	ANT2	MIMO	ANT1	ANT2	MIMO					
UNII5	6025	15	6.40	6.03	9.23	6.47	6.11	9.30	6.36	6.17	9.27	-10.05	-9.50	-6.76	2.54	24/30
	6185	47	6.82	6.26	9.56	6.79	6.48	9.64	6.47	6.41	9.45	-10.05	-9.50	-6.76	2.88	24/30
	6345	79	7.03	6.51	9.79	6.72	6.56	9.65	6.67	6.47	9.58	-10.05	-9.50	-6.76	3.03	24/30
UNII6	6505	111	7.04	6.34	9.71	6.93	6.32	9.64	7.09	6.43	9.78	-11.18	-9.73	-7.41	2.37	24
UNII7	6665	143	7.29	6.38	9.87	7.32	6.28	9.84	7.35	6.42	9.92	-10.83	-9.73	-7.25	2.67	24/30
UNII8	6825	175	7.01	6.41	9.73	7.09	6.53	9.83	7.18	6.59	9.91	-10.75	-10.28	-7.50	2.41	24
	6985	207	6.52	7.12	9.84	6.57	7.17	9.89	6.57	7.19	9.90	-10.75	-10.28	-7.50	2.40	24

Mode : HE80L 106T

Band	Freq. [MHz]	CH.	Total Average Power [dBm]									ANT1 Gain [dBi]	ANT2 Gain [dBi]	Directional Gain [dBi]	Maximum E.I.R.P [dBm]	Limit (LPI/SP) [dBm]
			RU Index : Low			RU Index : Mid			RU Index : High							
			ANT1	ANT2	MIMO	ANT1	ANT2	MIMO	ANT1	ANT2	MIMO					
UNII5	6025	15	7.88	7.70	10.80	7.95	7.77	10.87	7.82	7.79	10.81	-10.05	-9.50	-6.76	4.11	24/30
	6185	47	8.34	7.86	11.12	8.29	8.06	11.19	8.02	8.05	11.04	-10.05	-9.50	-6.76	4.43	24/30
	6345	79	8.58	8.62	11.61	8.25	8.57	11.42	8.19	8.49	11.35	-10.05	-9.50	-6.76	4.85	24/30
UNII6	6505	111	8.67	8.29	11.50	8.53	8.26	11.41	8.60	8.32	11.47	-11.18	-9.73	-7.41	4.09	24
UNII7	6665	143	8.83	8.36	11.61	8.83	8.16	11.52	8.93	8.35	11.66	-10.83	-9.73	-7.25	4.41	24/30
UNII8	6825	175	8.46	8.52	11.50	8.50	8.52	11.52	8.58	8.61	11.60	-10.75	-10.28	-7.50	4.10	24
	6985	207	8.16	8.65	11.43	8.15	8.65	11.41	8.19	8.69	11.46	-10.75	-10.28	-7.50	3.96	24

Mode : HE80L 242T

Band	Freq. [MHz]	CH.	Total Average Power [dBm]									ANT1 Gain [dBi]	ANT2 Gain [dBi]	Directional Gain [dBi]	Maximum E.I.R.P [dBm]	Limit (LPI/SP) [dBm]
			RU Index : Low			RU Index : Mid			RU Index : High							
			ANT1	ANT2	MIMO	ANT1	ANT2	MIMO	ANT1	ANT2	MIMO					
UNII5	6025	15	7.85	7.62	10.75	7.87	7.62	10.76	7.81	7.73	10.78	-10.05	-9.50	-6.76	4.02	24/30
	6185	47	8.26	7.81	11.05	8.19	7.88	11.05	8.04	7.96	11.01	-10.05	-9.50	-6.76	4.29	24/30
	6345	79	8.51	8.59	11.56	8.28	8.54	11.42	8.16	8.52	11.35	-10.05	-9.50	-6.76	4.80	24/30
UNII6	6505	111	8.65	8.26	11.47	8.61	8.24	11.44	8.61	8.26	11.45	-11.18	-9.73	-7.41	4.06	24
UNII7	6665	143	8.87	8.30	11.60	8.90	8.28	11.61	8.84	8.22	11.55	-10.83	-9.73	-7.25	4.36	24/30
UNII8	6825	175	8.39	8.47	11.44	8.39	8.39	11.40	8.44	8.56	11.51	-10.75	-10.28	-7.50	4.01	24
	6985	207	8.07	8.59	11.35	8.04	8.47	11.27	8.09	8.57	11.35	-10.75	-10.28	-7.50	3.85	24

Mode : HE80L 484T

Band	Freq. [MHz]	CH.	Total Average Power [dBm]									ANT1 Gain [dBi]	ANT2 Gain [dBi]	Directional Gain [dBi]	Maximum E.I.R.P [dBm]	Limit (LPI/SP) [dBm]
			RU Index : Low			RU Index : Mid			RU Index : High							
			ANT1	ANT2	MIMO	ANT1	ANT2	MIMO	ANT1	ANT2	MIMO					
UNII5	6025	15	7.93	7.71	10.83	-	-	-	7.92	7.78	10.86	-10.05	-9.50	-6.76	4.10	24/30
	6185	47	8.25	7.90	11.09	-	-	-	8.15	8.03	11.10	-10.05	-9.50	-6.76	4.34	24/30
	6345	79	8.44	8.61	11.54	-	-	-	8.22	8.54	11.39	-10.05	-9.50	-6.76	4.78	24/30
UNII6	6505	111	8.70	8.31	11.52	-	-	-	8.65	8.31	11.49	-11.18	-9.73	-7.41	4.11	24
UNII7	6665	143	8.97	8.32	11.67	-	-	-	8.88	8.21	11.57	-10.83	-9.73	-7.25	4.42	24/30
UNII8	6825	175	8.46	8.51	11.50	-	-	-	8.48	8.50	11.50	-10.75	-10.28	-7.50	4.00	24
	6985	207	8.12	8.54	11.35	-	-	-	8.15	8.61	11.40	-10.75	-10.28	-7.50	3.90	24

Mode : HE80L 996T

Band	Freq. [MHz]	CH.	Total Average Power [dBm]									ANT1 Gain [dBi]	ANT2 Gain [dBi]	Directional Gain [dBi]	Maximum E.I.R.P [dBm]	Limit (LPI/SP) [dBm]
			RU Index : Low			RU Index : Mid			RU Index : High							
			ANT1	ANT2	MIMO	ANT1	ANT2	MIMO	ANT1	ANT2	MIMO					
UNII5	6025	15	-	-	-	7.93	7.70	10.82	-	-	-	-10.05	-9.50	-6.76	4.06	24/30
	6185	47	-	-	-	8.24	7.93	11.10	-	-	-	-10.05	-9.50	-6.76	4.34	24/30
	6345	79	-	-	-	8.33	8.55	11.45	-	-	-	-10.05	-9.50	-6.76	4.69	24/30
UNII6	6505	111	-	-	-	8.67	8.25	11.48	-	-	-	-11.18	-9.73	-7.41	4.07	24
UNII7	6665	143	-	-	-	8.88	8.23	11.58	-	-	-	-10.83	-9.73	-7.25	4.33	24/30
UNII8	6825	175	-	-	-	8.46	8.48	11.48	-	-	-	-10.75	-10.28	-7.50	3.98	24
	6985	207	-	-	-	8.12	8.53	11.34	-	-	-	-10.75	-10.28	-7.50	3.84	24

Mode : HE80U 26T

Band	Freq. [MHz]	CH.	Total Average Power [dBm]									ANT1 Gain [dBi]	ANT2 Gain [dBi]	Directional Gain [dBi]	Maximum E.I.R.P [dBm]	Limit (LPI/SP) [dBm]
			RU Index : Low			RU Index : Mid			RU Index : High							
			ANT1	ANT2	MIMO	ANT1	ANT2	MIMO	ANT1	ANT2	MIMO					
UNII5	6025	15	3.99	3.81	6.91	3.90	3.84	6.88	3.44	3.72	6.59	-10.05	-9.50	-6.76	0.15	24/30
	6185	47	4.11	3.86	7.00	3.72	3.77	6.76	3.61	3.85	6.74	-10.05	-9.50	-6.76	0.24	24/30
	6345	79	4.32	3.97	7.16	3.92	3.88	6.91	3.81	3.57	6.70	-10.05	-9.50	-6.76	0.40	24/30
UNII6	6505	111	4.66	3.92	7.32	4.70	3.67	7.23	4.50	3.65	7.11	-11.18	-9.73	-7.41	-0.09	24
UNII7	6665	143	4.93	3.99	7.50	4.86	3.91	7.42	4.58	3.66	7.15	-10.83	-9.73	-7.25	0.25	24/30
UNII8	6825	175	4.48	4.23	7.37	4.44	4.05	7.26	4.34	4.04	7.20	-10.75	-10.28	-7.50	-0.13	24
	6985	207	4.31	4.48	7.41	4.28	4.43	7.36	4.14	4.26	7.21	-10.75	-10.28	-7.50	-0.09	24

Mode : HE80U 52T

Band	Freq. [MHz]	CH.	Total Average Power [dBm]									ANT1 Gain [dBi]	ANT2 Gain [dBi]	Directional Gain [dBi]	Maximum E.I.R.P [dBm]	Limit (LPI/SP) [dBm]
			RU Index : Low			RU Index : Mid			RU Index : High							
			ANT1	ANT2	MIMO	ANT1	ANT2	MIMO	ANT1	ANT2	MIMO					
UNII5	6025	15	6.51	6.29	9.41	6.48	6.38	9.44	6.12	6.21	9.17	-10.05	-9.50	-6.76	2.68	24/30
	6185	47	6.64	6.58	9.62	6.33	6.60	9.48	6.10	6.61	9.37	-10.05	-9.50	-6.76	2.86	24/30
	6345	79	6.65	6.54	9.60	6.30	6.47	9.39	6.13	6.14	9.14	-10.05	-9.50	-6.76	2.84	24/30
UNII6	6505	111	7.14	6.42	9.80	7.22	6.24	9.77	6.96	6.22	9.62	-11.18	-9.73	-7.41	2.39	24
UNII7	6665	143	7.38	6.42	9.93	7.33	6.39	9.90	7.05	6.07	9.60	-10.83	-9.73	-7.25	2.68	24/30
UNII8	6825	175	7.18	6.68	9.95	7.16	6.63	9.91	7.08	6.55	9.83	-10.75	-10.28	-7.50	2.45	24
	6985	207	6.64	7.22	9.95	6.67	7.21	9.96	6.49	7.01	9.77	-10.75	-10.28	-7.50	2.46	24

Mode : HE80U 106T

Band	Freq. [MHz]	CH.	Total Average Power [dBm]									ANT1 Gain [dBi]	ANT2 Gain [dBi]	Directional Gain [dBi]	Maximum E.I.R.P [dBm]	Limit (LPI/SP) [dBm]
			RU Index : Low			RU Index : Mid			RU Index : High							
			ANT1	ANT2	MIMO	ANT1	ANT2	MIMO	ANT1	ANT2	MIMO					
UNII5	6025	15	8.01	8.05	11.04	7.97	8.09	11.04	7.72	7.93	10.84	-10.05	-9.50	-6.76	4.28	24/30
	6185	47	8.13	8.20	11.17	7.86	8.26	11.07	7.73	8.29	11.03	-10.05	-9.50	-6.76	4.41	24/30
	6345	79	8.23	8.65	11.45	7.88	8.60	11.27	7.80	8.40	11.12	-10.05	-9.50	-6.76	4.69	24/30
UNII6	6505	111	8.86	8.41	11.65	8.88	8.24	11.59	8.63	8.04	11.35	-11.18	-9.73	-7.41	4.24	24
UNII7	6665	143	9.00	8.32	11.68	8.94	8.24	11.61	8.71	8.11	11.43	-10.83	-9.73	-7.25	4.43	24/30
UNII8	6825	175	8.57	8.64	11.62	8.54	8.59	11.58	8.50	8.48	11.50	-10.75	-10.28	-7.50	4.12	24
	6985	207	8.20	8.59	11.41	8.18	8.65	11.43	8.12	8.51	11.33	-10.75	-10.28	-7.50	3.93	24

Mode : HE80U 242T

Band	Freq. [MHz]	CH.	Total Average Power [dBm]									ANT1 Gain [dBi]	ANT2 Gain [dBi]	Directional Gain [dBi]	Maximum E.I.R.P [dBm]	Limit (LPI/SP) [dBm]
			RU Index : Low			RU Index : Mid			RU Index : High							
			ANT1	ANT2	MIMO	ANT1	ANT2	MIMO	ANT1	ANT2	MIMO					
UNII5	6025	15	7.78	7.74	10.77	7.77	7.72	10.76	7.66	7.75	10.72	-10.05	-9.50	-6.76	4.01	24/30
	6185	47	7.83	7.86	10.85	7.65	7.89	10.78	7.61	8.11	10.88	-10.05	-9.50	-6.76	4.12	24/30
	6345	79	7.96	8.38	11.19	7.77	8.33	11.07	7.59	8.12	10.88	-10.05	-9.50	-6.76	4.43	24/30
UNII6	6505	111	8.54	7.99	11.29	8.63	7.86	11.27	8.48	7.95	11.23	-11.18	-9.73	-7.41	3.88	24
UNII7	6665	143	8.80	8.15	11.50	8.78	8.11	11.47	8.63	7.97	11.32	-10.83	-9.73	-7.25	4.25	24/30
UNII8	6825	175	8.37	8.33	11.36	8.33	8.33	11.34	8.39	8.38	11.39	-10.75	-10.28	-7.50	3.89	24
	6985	207	8.03	8.40	11.23	8.01	8.41	11.22	7.97	8.38	11.19	-10.75	-10.28	-7.50	3.73	24

Mode : HE80U 484T

Band	Freq. [MHz]	CH.	Total Average Power [dBm]									ANT1 Gain [dBi]	ANT2 Gain [dBi]	Directional Gain [dBi]	Maximum E.I.R.P [dBm]	Limit (LPI/SP) [dBm]
			RU Index : Low			RU Index : Mid			RU Index : High							
			ANT1	ANT2	MIMO	ANT1	ANT2	MIMO	ANT1	ANT2	MIMO					
UNII5	6025	15	7.80	7.73	10.78	-	-	-	7.73	7.74	10.74	-10.05	-9.50	-6.76	4.02	24/30
	6185	47	7.77	7.86	10.82	-	-	-	7.63	8.02	10.84	-10.05	-9.50	-6.76	4.08	24/30
	6345	79	7.89	8.31	11.11	-	-	-	7.64	8.18	10.93	-10.05	-9.50	-6.76	4.35	24/30
UNII6	6505	111	8.66	7.96	11.34	-	-	-	8.54	7.92	11.25	-11.18	-9.73	-7.41	3.93	24
UNII7	6665	143	8.82	8.15	11.51	-	-	-	8.69	8.09	11.41	-10.83	-9.73	-7.25	4.26	24/30
UNII8	6825	175	8.40	8.42	11.42	-	-	-	8.42	8.34	11.39	-10.75	-10.28	-7.50	3.92	24
	6985	207	8.06	8.44	11.26	-	-	-	8.06	8.37	11.23	-10.75	-10.28	-7.50	3.76	24

Mode : HE80U 996T

Band	Freq. [MHz]	CH.	Total Average Power [dBm]									ANT1 Gain [dBi]	ANT2 Gain [dBi]	Directional Gain [dBi]	Maximum E.I.R.P [dBm]	Limit (LPI/SP) [dBm]
			RU Index : Low			RU Index : Mid			RU Index : High							
			ANT1	ANT2	MIMO	ANT1	ANT2	MIMO	ANT1	ANT2	MIMO					
UNII5	6025	15	-	-	-	7.74	7.75	10.75	-	-	-	-10.05	-9.50	-6.76	3.99	24/30
	6185	47	-	-	-	7.69	7.96	10.84	-	-	-	-10.05	-9.50	-6.76	4.08	24/30
	6345	79	-	-	-	7.78	8.27	11.04	-	-	-	-10.05	-9.50	-6.76	4.28	24/30
UNII6	6505	111	-	-	-	8.60	7.90	11.28	-	-	-	-11.18	-9.73	-7.41	3.87	24
UNII7	6665	143	-	-	-	8.75	8.11	11.45	-	-	-	-10.83	-9.73	-7.25	4.20	24/30
UNII8	6825	175	-	-	-	8.40	8.40	11.41	-	-	-	-10.75	-10.28	-7.50	3.91	24
	6985	207	-	-	-	8.02	8.50	11.28	-	-	-	-10.75	-10.28	-7.50	3.78	24

Mode : HE160 2x996T

Band	Freq. [MHz]	CH.	Total Average Power [dBm]									ANT1 Gain [dBi]	ANT2 Gain [dBi]	Directional Gain [dBi]	Maximum E.I.R.P [dBm]	Limit (LPI/SP) [dBm]
			RU Index : Low			RU Index : Mid			RU Index : High							
			ANT1	ANT2	MIMO	ANT1	ANT2	MIMO	ANT1	ANT2	MIMO					
UNII5	6025	113	-	-	-	7.93	7.88	10.91	-	-	-	-10.05	-9.50	-6.76	4.15	24/30
	6535	117	-	-	-	8.10	8.10	11.11	-	-	-	-10.05	-9.50	-6.76	4.35	24/30
	6695	149	-	-	-	8.16	8.57	11.38	-	-	-	-10.05	-9.50	-6.76	4.62	24/30
UNII6	6855	181	-	-	-	8.68	8.28	11.49	-	-	-	-11.18	-9.73	-7.41	4.08	24
UNII7	6875	185	-	-	-	8.91	8.35	11.65	-	-	-	-10.83	-9.73	-7.25	4.40	24/30
UNII8	6995	209	-	-	-	8.51	8.58	11.55	-	-	-	-10.75	-10.28	-7.50	4.05	24
	7115	233	-	-	-	8.16	8.67	11.44	-	-	-	-10.75	-10.28	-7.50	3.94	24

Mode : HE160 SU

Band	Freq. [MHz]	CH.	Total Average Power [dBm]									ANT1 Gain [dBi]	ANT2 Gain [dBi]	Directional Gain [dBi]	Maximum E.I.R.P [dBm]	Limit (LPI/SP) [dBm]
			RU Index : Low			RU Index : Mid			RU Index : High							
			ANT1	ANT2	MIMO	ANT1	ANT2	MIMO	ANT1	ANT2	MIMO					
UNII5	6025	15	-	-	-	8.09	8.04	11.08	-	-	-	-10.05	-9.50	-6.76	4.32	24/30
	6185	47	-	-	-	8.11	8.08	11.11	-	-	-	-10.05	-9.50	-6.76	4.35	24/30
	6345	79	-	-	-	8.16	8.57	11.38	-	-	-	-10.05	-9.50	-6.76	4.62	24/30
UNII6	6505	111	-	-	-	8.70	8.27	11.50	-	-	-	-11.18	-9.73	-7.41	4.09	24
UNII7	6665	143	-	-	-	8.91	8.34	11.65	-	-	-	-10.83	-9.73	-7.25	4.40	24/30
UNII8	6825	175	-	-	-	8.51	8.58	11.56	-	-	-	-10.75	-10.28	-7.50	4.06	24
	6985	207	-	-	-	8.15	8.67	11.43	-	-	-	-10.75	-10.28	-7.50	3.93	24

Mode : 802.11a

Band	Freq. [MHz]	CH.	Total Average Power [dBm]									ANT1 Gain [dBi]	ANT2 Gain [dBi]	Directional Gain [dBi]	Maximum E.I.R.P [dBm]	Limit (LPI/SP) [dBm]
			RU Index : Low			RU Index : Mid			RU Index : High							
			ANT1	ANT2	MIMO	ANT1	ANT2	MIMO	ANT1	ANT2	MIMO					
UNII5	5935	2	-	-	-	9.00	8.29	11.67	-	-	-	-10.05	-9.50	-6.76	4.91	24/30
	6175	45	-	-	-	8.65	9.10	11.89	-	-	-	-10.05	-9.50	-6.76	5.13	24/30
	6415	93	-	-	-	9.20	8.88	12.05	-	-	-	-10.05	-9.50	-6.76	5.29	24/30
UNII6	6435	97	-	-	-	9.18	8.94	12.07	-	-	-	-11.18	-9.73	-7.41	4.66	24
	6475	105	-	-	-	9.16	8.94	12.06	-	-	-	-11.18	-9.73	-7.41	4.65	24
	6515	113	-	-	-	9.46	8.98	12.23	-	-	-	-11.18	-9.73	-7.41	4.82	24
UNII7	6535	117	-	-	-	9.74	9.12	12.45	-	-	-	-10.83	-9.73	-7.25	5.20	24/30
	6695	149	-	-	-	9.38	8.83	12.12	-	-	-	-10.83	-9.73	-7.25	4.87	24/30
	6855	181	-	-	-	8.79	9.01	11.91	-	-	-	-10.83	-9.73	-7.25	4.66	24/30
UNII8	6875	185	-	-	-	8.83	9.14	11.99	-	-	-	-10.75	-10.28	-7.50	4.49	24
	6995	209	-	-	-	8.74	9.22	12.00	-	-	-	-10.75	-10.28	-7.50	4.50	24
	7115	233	-	-	-	8.66	9.23	11.96	-	-	-	-10.75	-10.28	-7.50	4.46	24

10.4 POWER SPECTRAL DENSITY(Indoor client, Standard client)

Indoor client Limit : -1 dBm/MHz(e.i.r.p)

Standard client Limit : 17 dBm/MHz(e.i.r.p)

(MIMO_CDD(Ant1+Ant2))

- ANT1 Max. PSD (dBm/MHz) : Measured Conducted PSD(dBm/MHz) + Duty Factor (dB)
- ANT2 Max. PSD (dBm/MHz) : Measured Conducted PSD(dBm/MHz) + Duty Factor (dB)
- MIMO Max. PSD (dBm/MHz) = ANT1 Max. PSD(dBm/MHz) + ANT1 Max. PSD(dBm/MHz)
- EIRP PSD (dBm /MHz) = MIMO Max. PSD (ANT1 + ANT2) (dBm/MHz) + Directional Gain (dBi)

-Note:

1. The MIMO_CDD(Ant1+Ant2) formula on page 8 and the maximum gain of each band in the antenna gain table were applied.
2. The LPI/SP target power is the same, so the measured data is also the same.

10.4.1 MIMO_CDD(Ant1+Ant2)

Mode : HE20 26T

Band	Freq. [MHz]	CH.	Total Average PSD[dBm/MHz]									ANT1 Gain [dBi]	ANT2 Gain [dBi]	Directional Gain [dBi]	Maximum E.I.R.PSD [dBm/MHz]	Limit (LPI/SP) [dBm/MHz]
			RU Index : Low			RU Index : Mid			RU Index : High							
			ANT1	ANT2	MIMO	ANT1	ANT2	MIMO	ANT1	ANT2	MIMO					
UNII5	5935	2	-1.023	-1.271	1.865	-2.139	-2.756	0.574	-1.101	-1.449	1.739	-10.05	-9.50	-6.76	-4.895	-1/17
	6175	45	1.747	1.558	4.664	0.330	0.182	3.267	1.497	1.190	4.357	-10.05	-9.50	-6.76	-2.096	-1/17
	6415	93	2.141	1.557	4.869	0.770	0.375	3.587	2.098	1.272	4.715	-10.05	-9.50	-6.76	-1.891	-1/17
UNII6	6435	97	2.341	1.417	4.914	0.847	0.187	3.540	2.250	1.175	4.756	-11.18	-9.73	-7.41	-2.496	-1
	6475	105	2.165	1.112	4.681	0.978	0.256	3.642	2.293	1.355	4.860	-11.18	-9.73	-7.41	-2.550	-1
	6515	113	2.231	1.229	4.769	0.908	0.001	3.489	2.235	1.536	4.910	-11.18	-9.73	-7.41	-2.500	-1
UNII7	6535	117	2.269	1.776	5.040	1.335	0.079	3.763	2.259	1.507	4.910	-10.83	-9.73	-7.25	-2.210	-1/17
	6695	149	2.284	1.675	5.001	1.159	0.384	3.799	2.354	1.543	4.978	-10.83	-9.73	-7.25	-2.249	-1/17
	6855	181	1.951	1.588	4.784	0.760	0.458	3.622	2.034	1.623	4.844	-10.83	-9.73	-7.25	-2.406	-1/17
UNII8	6875	185	1.562	1.512	4.548	0.384	0.162	3.285	1.924	1.642	4.796	-10.75	-10.28	-7.50	-2.704	-1
	6995	209	1.700	1.901	4.812	0.251	0.949	3.624	1.653	1.809	4.742	-10.75	-10.28	-7.50	-2.688	-1
	7115	233	1.646	1.921	4.796	0.520	0.467	3.504	1.888	1.904	4.906	-10.75	-10.28	-7.50	-2.594	-1

Mode : HE20 52T

Band	Freq. [MHz]	CH.	Total Average PSD[dBm/MHz]									ANT1 Gain [dBi]	ANT2 Gain [dBi]	Directional Gain [dBi]	Maximum E.I.R.PSD [dBm/MHz]	Limit (LPI/SP) [dBm/MHz]
			RU Index : Low			RU Index : Mid			RU Index : High							
			ANT1	ANT2	MIMO	ANT1	ANT2	MIMO	ANT1	ANT2	MIMO					
UNII5	5935	2	-0.376	-1.015	2.326	-0.476	-1.281	2.150	-0.395	-1.324	2.176	-10.05	-9.50	-6.76	-4.434	-1/17
	6175	45	1.529	1.399	4.475	1.674	1.222	4.464	1.372	1.115	4.256	-10.05	-9.50	-6.76	-2.285	-1/17
	6415	93	1.834	1.448	4.656	1.797	1.046	4.448	1.945	1.022	4.518	-10.05	-9.50	-6.76	-2.104	-1/17
UNII6	6435	97	2.207	1.298	4.786	1.854	1.209	4.554	1.841	1.379	4.626	-11.18	-9.73	-7.41	-2.624	-1
	6475	105	2.319	1.200	4.806	1.982	1.061	4.556	1.877	1.379	4.645	-11.18	-9.73	-7.41	-2.604	-1
	6515	113	2.331	1.699	5.037	1.979	1.145	4.592	2.292	1.349	4.856	-11.18	-9.73	-7.41	-2.373	-1
UNII7	6535	117	2.612	1.355	5.039	2.456	1.479	5.005	2.428	1.577	5.034	-10.83	-9.73	-7.25	-2.211	-1/17
	6695	149	2.272	1.111	4.740	2.098	1.199	4.682	1.992	1.131	4.593	-10.83	-9.73	-7.25	-2.510	-1/17
	6855	181	1.775	1.464	4.633	1.916	1.266	4.613	1.773	1.259	4.534	-10.83	-9.73	-7.25	-2.617	-1/17
UNII8	6875	185	1.636	1.341	4.501	1.443	1.265	4.365	1.909	1.636	4.785	-10.75	-10.28	-7.50	-2.715	-1
	6995	209	1.266	2.098	4.712	1.442	1.752	4.610	1.691	2.073	4.896	-10.75	-10.28	-7.50	-2.604	-1
	7115	233	1.605	2.023	4.829	1.431	1.891	4.677	1.535	1.988	4.778	-10.75	-10.28	-7.50	-2.671	-1

Mode : HE20 106T

Band	Freq. [MHz]	CH.	Total Average PSD[dBm/MHz]									ANT1 Gain [dBi]	ANT2 Gain [dBi]	Directional Gain [dBi]	Maximum E.I.R.PSD [dBm/MHz]	Limit (LPI/SP) [dBm/MHz]
			RU Index : Low			RU Index : Mid			RU Index : High							
			ANT1	ANT2	MIMO	ANT1	ANT2	MIMO	ANT1	ANT2	MIMO					
UNII5	5935	2	-1.492	-2.780	0.922	-	-	-	-1.527	-2.566	0.995	-10.05	-9.50	-6.76	-5.765	-1/17
	6175	45	-0.006	-0.082	2.967	-	-	-	-0.013	-0.174	2.918	-10.05	-9.50	-6.76	-3.793	-1/17
	6415	93	0.312	0.205	3.269	-	-	-	0.414	0.054	3.248	-10.05	-9.50	-6.76	-3.491	-1/17
UNII6	6435	97	0.417	0.101	3.272	-	-	-	0.360	-0.009	3.190	-11.18	-9.73	-7.41	-4.138	-1
	6475	105	0.317	0.065	3.203	-	-	-	0.421	0.294	3.368	-11.18	-9.73	-7.41	-4.042	-1
	6515	113	0.950	0.266	3.632	-	-	-	0.615	0.222	3.433	-11.18	-9.73	-7.41	-3.778	-1
UNII7	6535	117	0.856	0.293	3.594	-	-	-	0.796	0.163	3.502	-10.83	-9.73	-7.25	-3.656	-1/17
	6695	149	0.535	0.079	3.323	-	-	-	0.522	0.110	3.331	-10.83	-9.73	-7.25	-3.919	-1/17
	6855	181	0.068	0.489	3.294	-	-	-	0.265	0.286	3.286	-10.83	-9.73	-7.25	-3.956	-1/17
UNII8	6875	185	0.128	0.502	3.330	-	-	-	0.019	0.200	3.121	-10.75	-10.28	-7.50	-4.170	-1
	6995	209	0.053	0.411	3.246	-	-	-	-0.078	0.322	3.137	-10.75	-10.28	-7.50	-4.254	-1
	7115	233	-0.059	0.440	3.208	-	-	-	0.296	0.349	3.333	-10.75	-10.28	-7.50	-4.167	-1

Mode : HE20 242T

Band	Freq. [MHz]	CH.	Total Average PSD[dBm/MHz]									ANT1 Gain [dBi]	ANT2 Gain [dBi]	Directional Gain [dBi]	Maximum E.I.R.PSD [dBm/MHz]	Limit (LPI/SP) [dBm/MHz]
			RU Index : Low			RU Index : Mid			RU Index : High							
			ANT1	ANT2	MIMO	ANT1	ANT2	MIMO	ANT1	ANT2	MIMO					
UNII5	5935	2	-	-	-	-2.024	-3.272	0.407	-	-	-	-10.05	-9.50	-6.76	-6.353	-1/17
	6175	45	-	-	-	-2.653	-2.346	0.514	-	-	-	-10.05	-9.50	-6.76	-6.246	-1/17
	6415	93	-	-	-	-2.135	-2.481	0.706	-	-	-	-10.05	-9.50	-6.76	-6.054	-1/17
UNII6	6435	97	-	-	-	-2.153	-2.434	0.719	-	-	-	-11.18	-9.73	-7.41	-6.691	-1
	6475	105	-	-	-	-2.322	-2.550	0.576	-	-	-	-11.18	-9.73	-7.41	-6.834	-1
	6515	113	-	-	-	-1.928	-2.396	0.855	-	-	-	-11.18	-9.73	-7.41	-6.555	-1
UNII7	6535	117	-	-	-	-1.693	-2.171	1.085	-	-	-	-10.83	-9.73	-7.25	-6.165	-1/17
	6695	149	-	-	-	-1.976	-2.723	0.677	-	-	-	-10.83	-9.73	-7.25	-6.573	-1/17
	6855	181	-	-	-	-2.329	-2.456	0.618	-	-	-	-10.83	-9.73	-7.25	-6.632	-1/17
UNII8	6875	185	-	-	-	-2.453	-2.280	0.645	-	-	-	-10.75	-10.28	-7.50	-6.855	-1
	6995	209	-	-	-	-2.636	-1.952	0.730	-	-	-	-10.75	-10.28	-7.50	-6.770	-1
	7115	233	-	-	-	-2.564	-2.121	0.674	-	-	-	-10.75	-10.28	-7.50	-6.826	-1

Mode : HE20 SU

Band	Freq. [MHz]	CH.	Total Average PSD[dBm/MHz]									ANT1 Gain [dBi]	ANT2 Gain [dBi]	Directional Gain [dBi]	Maximum E.I.R.PSD [dBm/MHz]	Limit (LPI/SP) [dBm/MHz]
			RU Index : Low			RU Index : Mid			RU Index : High							
			ANT1	ANT2	MIMO	ANT1	ANT2	MIMO	ANT1	ANT2	MIMO					
UNII5	5935	2	-	-	-	-4.227	-5.242	-1.694	-	-	-	-10.05	-9.50	-6.76	-8.454	-1/17
	6175	45	-	-	-	-2.976	-2.553	0.251	-	-	-	-10.05	-9.50	-6.76	-6.509	-1/17
	6415	93	-	-	-	-2.567	-2.634	0.410	-	-	-	-10.05	-9.50	-6.76	-6.350	-1/17
UNII6	6435	97	-	-	-	-2.410	-2.890	0.367	-	-	-	-11.18	-9.73	-7.41	-7.043	-1
	6475	105	-	-	-	-2.701	-2.865	0.228	-	-	-	-11.18	-9.73	-7.41	-7.182	-1
	6515	113	-	-	-	-2.279	-2.448	0.648	-	-	-	-11.18	-9.73	-7.41	-6.762	-1
UNII7	6535	117	-	-	-	-1.821	-2.613	0.811	-	-	-	-10.83	-9.73	-7.25	-6.439	-1/17
	6695	149	-	-	-	-2.296	-3.016	0.369	-	-	-	-10.83	-9.73	-7.25	-6.881	-1/17
	6855	181	-	-	-	-2.965	-2.890	0.083	-	-	-	-10.83	-9.73	-7.25	-7.167	-1/17
UNII8	6875	185	-	-	-	-2.991	-2.505	0.269	-	-	-	-10.75	-10.28	-7.50	-7.231	-1
	6995	209	-	-	-	-3.013	-2.517	0.253	-	-	-	-10.75	-10.28	-7.50	-7.247	-1
	7115	233	-	-	-	-3.067	-2.570	0.199	-	-	-	-10.75	-10.28	-7.50	-7.301	-1

Mode : HE40 26T

Band	Freq. [MHz]	CH.	Total Average PSD[dBm/MHz]									ANT1 Gain [dBi]	ANT2 Gain [dBi]	Directional Gain [dBi]	Maximum E.I.R.PSD [dBm/MHz]	Limit (LPI/SP) [dBm/MHz]
			RU Index : Low			RU Index : Mid			RU Index : High							
			ANT1	ANT2	MIMO	ANT1	ANT2	MIMO	ANT1	ANT2	MIMO					
UNII5	5965	3	1.589	0.476	4.079	1.641	0.518	4.126	1.342	-0.014	3.727	-10.05	-9.50	-6.76	-2.634	-1/17
	6165	43	1.832	0.734	4.328	1.661	1.250	4.471	1.354	0.977	4.180	-10.05	-9.50	-6.76	-2.289	-1/17
	6405	91	2.264	1.159	4.757	2.182	1.356	4.799	2.004	0.899	4.497	-10.05	-9.50	-6.76	-1.961	-1/17
UNII6	6445	99	2.319	0.910	4.682	2.188	1.473	4.856	1.956	0.981	4.506	-11.18	-9.73	-7.41	-2.554	-1
	6485	107	2.180	0.933	4.612	2.233	1.304	4.804	2.460	0.911	4.765	-11.18	-9.73	-7.41	-2.606	-1
	6525	115	2.281	1.409	4.878	2.632	1.399	5.070	2.121	0.839	4.538	-11.18	-9.73	-7.41	-2.340	-1
UNII7	6565	123	3.018	1.700	5.419	3.060	1.731	5.457	2.783	1.585	5.236	-10.83	-9.73	-7.25	-1.793	-1/17
	6685	147	2.099	0.892	4.548	2.359	1.315	4.879	2.114	0.885	4.554	-10.83	-9.73	-7.25	-2.371	-1/17
	6845	179	1.754	1.381	4.582	2.109	1.523	4.837	1.919	1.202	4.586	-10.83	-9.73	-7.25	-2.413	-1/17
UNII8	6885	187	1.486	1.255	4.383	1.617	1.467	4.553	1.841	1.410	4.642	-10.75	-10.28	-7.50	-2.858	-1
	7005	211	1.700	1.439	4.582	2.134	1.824	4.992	1.473	1.493	4.494	-10.75	-10.28	-7.50	-2.508	-1
	7085	227	1.913	1.229	4.595	2.231	1.713	4.990	1.788	0.869	4.363	-10.75	-10.28	-7.50	-2.510	-1

Mode : HE40 52T

Band	Freq. [MHz]	CH.	Total Average PSD[dBm/MHz]									ANT1 Gain [dBi]	ANT2 Gain [dBi]	Directional Gain [dBi]	Maximum E.I.R.PSD [dBm/MHz]	Limit (LPI/SP) [dBm/MHz]
			RU Index : Low			RU Index : Mid			RU Index : High							
			ANT1	ANT2	MIMO	ANT1	ANT2	MIMO	ANT1	ANT2	MIMO					
UNII5	5965	3	1.324	0.196	3.807	1.513	0.371	3.990	1.246	0.186	3.759	-10.05	-9.50	-6.76	-2.770	-1/17
	6165	43	1.536	0.959	4.268	1.253	1.084	4.180	1.229	0.657	3.963	-10.05	-9.50	-6.76	-2.492	-1/17
	6405	91	1.439	0.700	4.096	1.654	0.830	4.272	1.411	0.621	4.045	-10.05	-9.50	-6.76	-2.488	-1/17
UNII6	6445	99	2.070	1.048	4.600	2.058	0.809	4.489	1.564	0.907	4.259	-11.18	-9.73	-7.41	-2.810	-1
	6485	107	1.645	1.068	4.377	1.904	1.087	4.525	1.812	0.797	4.345	-11.18	-9.73	-7.41	-2.885	-1
	6525	115	1.949	1.046	4.532	2.122	1.028	4.620	1.974	0.936	4.497	-11.18	-9.73	-7.41	-2.790	-1
UNII7	6565	123	2.556	1.505	5.073	2.533	1.625	5.113	2.414	1.652	5.060	-10.83	-9.73	-7.25	-2.137	-1/17
	6685	147	2.304	0.721	4.595	1.940	1.100	4.551	2.024	0.683	4.416	-10.83	-9.73	-7.25	-2.655	-1/17
	6845	179	1.624	1.386	4.517	1.786	1.106	4.470	1.584	1.091	4.355	-10.83	-9.73	-7.25	-2.733	-1/17
UNII8	6885	187	1.294	0.918	4.121	1.577	1.183	4.395	1.189	1.166	4.188	-10.75	-10.28	-7.50	-3.105	-1
	7005	211	1.312	1.580	4.459	1.641	1.952	4.810	1.339	1.750	4.560	-10.75	-10.28	-7.50	-2.690	-1
	7085	227	1.924	1.350	4.657	1.464	1.435	4.460	1.803	1.271	4.556	-10.75	-10.28	-7.50	-2.843	-1

Mode : HE40 106T

Band	Freq. [MHz]	CH.	Total Average PSD[dBm/MHz]									ANT1 Gain [dBi]	ANT2 Gain [dBi]	Directional Gain [dBi]	Maximum E.I.R.PSD [dBm/MHz]	Limit (LPI/SP) [dBm/MHz]
			RU Index : Low			RU Index : Mid			RU Index : High							
			ANT1	ANT2	MIMO	ANT1	ANT2	MIMO	ANT1	ANT2	MIMO					
UNII5	5965	3	0.057	-1.141	2.510	-0.429	-0.971	2.319	-0.220	-1.371	2.253	-10.05	-9.50	-6.76	-4.250	-1/17
	6165	43	-0.270	-0.377	2.687	-0.354	-0.354	2.657	-0.484	-0.386	2.576	-10.05	-9.50	-6.76	-4.073	-1/17
	6405	91	-0.017	0.003	3.004	0.036	-0.088	2.985	0.106	-0.235	2.950	-10.05	-9.50	-6.76	-3.756	-1/17
UNII6	6445	99	0.358	0.054	3.219	0.404	0.144	3.287	0.319	-0.081	3.134	-11.18	-9.73	-7.41	-4.123	-1
	6485	107	0.359	0.012	3.200	0.258	0.083	3.182	0.178	0.092	3.146	-11.18	-9.73	-7.41	-4.210	-1
	6525	115	0.515	0.071	3.309	0.668	0.103	3.405	0.720	-0.006	3.383	-11.18	-9.73	-7.41	-4.005	-1
UNII7	6565	123	1.194	0.936	4.078	1.053	0.927	4.001	0.886	0.692	3.801	-10.83	-9.73	-7.25	-3.172	-1/17
	6685	147	0.532	0.048	3.307	0.518	0.062	3.307	0.483	-0.065	3.228	-10.83	-9.73	-7.25	-3.943	-1/17
	6845	179	0.078	0.150	3.125	-0.135	0.421	3.163	-0.181	-0.003	2.920	-10.83	-9.73	-7.25	-4.087	-1/17
UNII8	6885	187	-0.164	0.172	3.018	-0.157	0.403	3.143	-0.041	0.093	3.037	-10.75	-10.28	-7.50	-4.357	-1
	7005	211	-0.116	0.272	3.093	-0.114	0.526	3.228	-0.094	0.145	3.038	-10.75	-10.28	-7.50	-4.272	-1
	7085	227	-0.028	-0.071	2.961	-0.006	-0.059	2.978	0.232	-0.030	3.114	-10.75	-10.28	-7.50	-4.386	-1

Mode : HE40 242T

Band	Freq. [MHz]	CH.	Total Average PSD[dBm/MHz]									ANT1 Gain [dBi]	ANT2 Gain [dBi]	Directional Gain [dBi]	Maximum E.I.R.PSD [dBm/MHz]	Limit (LPI/SP) [dBm/MHz]
			RU Index : Low			RU Index : Mid			RU Index : High							
			ANT1	ANT2	MIMO	ANT1	ANT2	MIMO	ANT1	ANT2	MIMO					
UNII5	5965	3	-2.710	-3.228	0.049	-	-	-	-2.482	-3.197	0.185	-10.05	-9.50	-6.76	-6.575	-1/17
	6165	43	-2.778	-2.401	0.424	-	-	-	-3.017	-2.461	0.280	-10.05	-9.50	-6.76	-6.336	-1/17
	6405	91	-2.377	-2.570	0.537	-	-	-	-2.489	-2.642	0.445	-10.05	-9.50	-6.76	-6.223	-1/17
UNII6	6445	99	-2.214	-2.498	0.656	-	-	-	-2.352	-2.685	0.495	-11.18	-9.73	-7.41	-6.754	-1
	6485	107	-2.222	-2.507	0.648	-	-	-	-2.364	-2.553	0.552	-11.18	-9.73	-7.41	-6.762	-1
	6525	115	-1.829	-2.442	0.885	-	-	-	-1.717	-2.536	0.903	-11.18	-9.73	-7.41	-6.507	-1
UNII7	6565	123	-1.445	-2.051	1.272	-	-	-	-1.384	-1.594	1.522	-10.83	-9.73	-7.25	-5.728	-1/17
	6685	147	-1.715	-2.629	0.862	-	-	-	-1.921	-2.671	0.730	-10.83	-9.73	-7.25	-6.388	-1/17
	6845	179	-2.759	-2.661	0.300	-	-	-	-2.532	-2.538	0.475	-10.83	-9.73	-7.25	-6.775	-1/17
UNII8	6885	187	-2.468	-2.461	0.545	-	-	-	-2.489	-2.428	0.552	-10.75	-10.28	-7.50	-6.948	-1
	7005	211	-2.555	-2.229	0.621	-	-	-	-2.697	-2.272	0.531	-10.75	-10.28	-7.50	-6.879	-1
	7085	227	-2.423	-2.320	0.639	-	-	-	-2.694	-2.655	0.335	-10.75	-10.28	-7.50	-6.861	-1

Mode : HE40 484T

Band	Freq. [MHz]	CH.	Total Average PSD[dBm/MHz]									ANT1 Gain [dBi]	ANT2 Gain [dBi]	Directional Gain [dBi]	Maximum E.I.R.PSD [dBm/MHz]	Limit (LPI/SP) [dBm/MHz]
			RU Index : Low			RU Index : Mid			RU Index : High							
			ANT1	ANT2	MIMO	ANT1	ANT2	MIMO	ANT1	ANT2	MIMO					
UNII5	5965	3	-	-	-	-5.472	-6.131	-2.779	-	-	-	-10.05	-9.50	-6.76	-9.539	-1/17
	6165	43	-	-	-	-5.702	-5.427	-2.552	-	-	-	-10.05	-9.50	-6.76	-9.312	-1/17
	6405	91	-	-	-	-5.324	-5.760	-2.526	-	-	-	-10.05	-9.50	-6.76	-9.286	-1/17
UNII6	6445	99	-	-	-	-5.140	-5.479	-2.296	-	-	-	-11.18	-9.73	-7.41	-9.706	-1
	6485	107	-	-	-	-5.203	-5.464	-2.321	-	-	-	-11.18	-9.73	-7.41	-9.731	-1
	6525	115	-	-	-	-4.756	-5.269	-1.995	-	-	-	-11.18	-9.73	-7.41	-9.405	-1
UNII7	6565	123	-	-	-	-4.156	-4.965	-1.531	-	-	-	-10.83	-9.73	-7.25	-8.781	-1/17
	6685	147	-	-	-	-4.904	-5.714	-2.280	-	-	-	-10.83	-9.73	-7.25	-9.530	-1/17
	6845	179	-	-	-	-5.417	-5.580	-2.487	-	-	-	-10.83	-9.73	-7.25	-9.737	-1/17
UNII8	6885	187	-	-	-	-5.497	-5.302	-2.388	-	-	-	-10.75	-10.28	-7.50	-9.888	-1
	7005	211	-	-	-	-5.571	-4.778	-2.146	-	-	-	-10.75	-10.28	-7.50	-9.646	-1
	7085	227	-	-	-	-5.428	-5.400	-2.404	-	-	-	-10.75	-10.28	-7.50	-9.904	-1

Mode : HE40 SU

Band	Freq. [MHz]	CH.	Total Average PSD[dBm/MHz]									ANT1 Gain [dBi]	ANT2 Gain [dBi]	Directional Gain [dBi]	Maximum E.I.R.PSD [dBm/MHz]	Limit (LPI/SP) [dBm/MHz]
			RU Index : Low			RU Index : Mid			RU Index : High							
			ANT1	ANT2	MIMO	ANT1	ANT2	MIMO	ANT1	ANT2	MIMO					
UNII5	5965	3	-	-	-	-5.812	-6.188	-2.985	-	-	-	-10.05	-9.50	-6.76	-9.745	-1/17
	6165	43	-	-	-	-5.691	-5.526	-2.597	-	-	-	-10.05	-9.50	-6.76	-9.357	-1/17
	6405	91	-	-	-	-5.509	-5.729	-2.607	-	-	-	-10.05	-9.50	-6.76	-9.367	-1/17
UNII6	6445	99	-	-	-	-5.302	-5.556	-2.417	-	-	-	-11.18	-9.73	-7.41	-9.827	-1
	6485	107	-	-	-	-5.220	-5.658	-2.423	-	-	-	-11.18	-9.73	-7.41	-9.833	-1
	6525	115	-	-	-	-4.920	-5.278	-2.085	-	-	-	-11.18	-9.73	-7.41	-9.495	-1
UNII7	6565	123	-	-	-	-4.369	-4.940	-1.635	-	-	-	-10.83	-9.73	-7.25	-8.885	-1/17
	6685	147	-	-	-	-5.087	-5.712	-2.378	-	-	-	-10.83	-9.73	-7.25	-9.628	-1/17
	6845	179	-	-	-	-5.770	-5.170	-2.449	-	-	-	-10.83	-9.73	-7.25	-9.699	-1/17
UNII8	6885	187	-	-	-	-5.652	-5.464	-2.547	-	-	-	-10.75	-10.28	-7.50	-10.047	-1
	7005	211	-	-	-	-5.575	-5.155	-2.349	-	-	-	-10.75	-10.28	-7.50	-9.849	-1
	7085	227	-	-	-	-5.626	-5.680	-2.642	-	-	-	-10.75	-10.28	-7.50	-10.142	-1

Mode : HE80 26T

Band	Freq. [MHz]	CH.	Total Average PSD[dBm/MHz]									ANT1 Gain [dBi]	ANT2 Gain [dBi]	Directional Gain [dBi]	Maximum E.I.R.PSD [dBm/MHz]	Limit (LPI/SP) [dBm/MHz]
			RU Index : Low			RU Index : Mid			RU Index : High							
			ANT1	ANT2	MIMO	ANT1	ANT2	MIMO	ANT1	ANT2	MIMO					
UNII5	5985	7	1.689	1.082	4.407	0.616	-0.707	3.015	1.713	0.663	4.230	-10.05	-9.50	-6.76	-2.353	-1/17
	6145	39	1.624	0.583	4.145	-0.076	-0.195	2.875	1.567	0.851	4.234	-10.05	-9.50	-6.76	-2.526	-1/17
	6385	87	1.728	0.875	4.333	0.365	-0.041	3.177	1.559	0.980	4.290	-10.05	-9.50	-6.76	-2.427	-1/17
UNII6	6465	103	1.389	0.988	4.204	0.524	-0.101	3.233	2.108	1.379	4.769	-11.18	-9.73	-7.41	-2.641	-1
	6545	119	1.944	1.180	4.589	1.047	-0.035	3.550	2.513	1.228	4.928	-11.18	-9.73	-7.41	-2.482	-1
UNII7	6625	135	2.470	1.359	4.960	1.575	0.000	3.869	2.631	1.292	5.023	-10.83	-9.73	-7.25	-2.227	-1/17
	6705	151	1.730	1.199	4.483	0.063	0.021	3.053	1.707	0.514	4.162	-10.83	-9.73	-7.25	-2.767	-1/17
	6785	167	1.165	0.691	3.945	0.224	0.077	3.162	1.571	0.835	4.229	-10.83	-9.73	-7.25	-3.021	-1/17
UNII8	6865	183	0.800	1.016	3.920	-0.334	-0.072	2.809	1.443	1.571	4.518	-10.75	-10.28	-7.50	-2.982	-1
	6945	199	1.572	1.968	4.785	0.202	0.751	3.496	1.578	1.989	4.799	-10.75	-10.28	-7.50	-2.701	-1
	7025	215	1.771	1.273	4.540	0.695	0.653	3.685	1.645	1.577	4.622	-10.75	-10.28	-7.50	-2.878	-1

Mode : HE80 52T

Band	Freq. [MHz]	CH.	Total Average PSD[dBm/MHz]									ANT1 Gain [dBi]	ANT2 Gain [dBi]	Directional Gain [dBi]	Maximum E.I.R.PSD [dBm/MHz]	Limit (LPI/SP) [dBm/MHz]
			RU Index : Low			RU Index : Mid			RU Index : High							
			ANT1	ANT2	MIMO	ANT1	ANT2	MIMO	ANT1	ANT2	MIMO					
UNII5	5985	7	1.286	0.782	4.052	1.275	0.752	4.032	1.144	0.854	4.012	-10.05	-9.50	-6.76	-2.708	-1/17
	6145	39	1.195	0.724	3.976	1.052	0.910	3.992	0.931	0.900	3.926	-10.05	-9.50	-6.76	-2.768	-1/17
	6385	87	1.841	0.721	4.328	0.889	0.735	3.823	1.354	0.804	4.098	-10.05	-9.50	-6.76	-2.432	-1/17
UNII6	6465	103	1.545	0.553	4.088	1.444	0.805	4.147	2.216	0.901	4.619	-11.18	-9.73	-7.41	-2.791	-1
	6545	119	2.198	1.338	4.800	2.134	0.853	4.551	2.226	1.369	4.829	-11.18	-9.73	-7.41	-2.581	-1
UNII7	6625	135	2.113	1.181	4.682	1.844	1.240	4.563	2.274	1.200	4.781	-10.83	-9.73	-7.25	-2.469	-1/17
	6705	151	1.513	1.069	4.307	1.353	0.520	3.967	1.374	0.601	4.015	-10.83	-9.73	-7.25	-2.943	-1/17
	6785	167	0.842	0.506	3.688	0.794	0.789	3.802	1.252	0.923	4.101	-10.83	-9.73	-7.25	-3.149	-1/17
UNII8	6865	183	1.113	0.709	3.926	0.813	0.956	3.896	1.325	1.177	4.262	-10.75	-10.28	-7.50	-3.238	-1
	6945	199	1.225	1.807	4.536	1.700	1.941	4.833	1.367	2.108	4.764	-10.75	-10.28	-7.50	-2.667	-1
	7025	215	1.471	1.838	4.669	1.516	1.525	4.531	1.577	1.966	4.786	-10.75	-10.28	-7.50	-2.714	-1

Mode : HE80 106T

Band	Freq. [MHz]	CH.	Total Average PSD[dBm/MHz]									ANT1 Gain [dBi]	ANT2 Gain [dBi]	Directional Gain [dBi]	Maximum E.I.R.PSD [dBm/MHz]	Limit (LPI/SP) [dBm/MHz]
			RU Index : Low			RU Index : Mid			RU Index : High							
			ANT1	ANT2	MIMO	ANT1	ANT2	MIMO	ANT1	ANT2	MIMO					
UNII5	5985	7	-0.352	-0.780	2.450	-0.517	-0.935	2.290	0.052	-0.577	2.760	-10.05	-9.50	-6.76	-4.000	-1/17
	6145	39	-0.312	-0.490	2.611	-0.294	-0.449	2.640	-0.560	-0.569	2.446	-10.05	-9.50	-6.76	-4.120	-1/17
	6385	87	-0.219	-0.330	2.737	-0.318	-0.311	2.696	-0.284	-0.420	2.659	-10.05	-9.50	-6.76	-4.023	-1/17
UNII6	6465	103	0.029	-0.206	2.924	-0.121	-0.114	2.893	0.296	0.096	3.208	-11.18	-9.73	-7.41	-4.202	-1
	6545	119	0.671	0.329	3.514	0.520	-0.151	3.208	0.539	0.034	3.305	-11.18	-9.73	-7.41	-3.896	-1
UNII7	6625	135	0.623	0.273	3.462	0.586	0.056	3.340	0.553	-0.011	3.291	-10.83	-9.73	-7.25	-3.788	-1/17
	6705	151	0.198	-0.337	2.949	-0.274	-0.505	2.623	-0.068	-0.356	2.801	-10.83	-9.73	-7.25	-4.301	-1/17
	6785	167	-0.589	-0.866	2.285	-0.585	-0.410	2.514	-0.160	-0.137	2.862	-10.83	-9.73	-7.25	-4.388	-1/17
UNII8	6865	183	-0.259	0.252	3.015	0.003	-0.145	2.940	-0.195	0.207	3.021	-10.75	-10.28	-7.50	-4.479	-1
	6945	199	-0.352	0.412	3.057	-0.154	0.491	3.191	-0.016	0.520	3.271	-10.75	-10.28	-7.50	-4.229	-1
	7025	215	0.101	0.056	3.089	-0.220	0.259	3.037	0.274	0.112	3.204	-10.75	-10.28	-7.50	-4.296	-1

Mode : HE80 242T

Band	Freq. [MHz]	CH.	Total Average PSD[dBm/MHz]									ANT1 Gain [dBi]	ANT2 Gain [dBi]	Directional Gain [dBi]	Maximum E.I.R.PSD [dBm/MHz]	Limit (LPI/SP) [dBm/MHz]
			RU Index : Low			RU Index : Mid			RU Index : High							
			ANT1	ANT2	MIMO	ANT1	ANT2	MIMO	ANT1	ANT2	MIMO					
UNII5	5985	7	-3.680	-4.379	-1.006	-3.787	-4.492	-1.115	-3.494	-4.386	-0.907	-10.05	-9.50	-6.76	-7.667	-1/17
	6145	39	-3.672	-3.930	-0.789	-3.941	-3.759	-0.839	-3.996	-4.078	-1.027	-10.05	-9.50	-6.76	-7.549	-1/17
	6385	87	-3.550	-3.865	-0.695	-3.830	-3.703	-0.756	-3.428	-3.809	-0.604	-10.05	-9.50	-6.76	-7.364	-1/17
UNII6	6465	103	-3.282	-4.153	-0.686	-3.334	-3.836	-0.568	-3.258	-3.566	-0.399	-11.18	-9.73	-7.41	-7.809	-1
	6545	119	-2.773	-3.340	-0.037	-2.663	-3.782	-0.177	-2.781	-3.532	-0.130	-11.18	-9.73	-7.41	-7.447	-1
UNII7	6625	135	-2.717	-3.400	-0.035	-2.620	-3.500	-0.028	-2.796	-3.340	-0.050	-10.83	-9.73	-7.25	-7.278	-1/17
	6705	151	-3.283	-3.564	-0.411	-3.033	-3.885	-0.428	-3.532	-3.682	-0.596	-10.83	-9.73	-7.25	-7.661	-1/17
	6785	167	-3.967	-3.975	-0.961	-3.716	-4.003	-0.847	-3.675	-3.622	-0.638	-10.83	-9.73	-7.25	-7.888	-1/17
UNII8	6865	183	-3.762	-3.588	-0.664	-4.046	-3.740	-0.880	-3.716	-3.644	-0.670	-10.75	-10.28	-7.50	-8.164	-1
	6945	199	-3.910	-3.331	-0.601	-3.878	-3.203	-0.517	-3.425	-2.657	-0.014	-10.75	-10.28	-7.50	-7.514	-1
	7025	215	-3.611	-3.484	-0.537	-3.559	-3.341	-0.439	-3.322	-3.342	-0.322	-10.75	-10.28	-7.50	-7.822	-1

Mode : HE80 484T

Band	Freq. [MHz]	CH.	Total Average PSD[dBm/MHz]									ANT1 Gain [dBi]	ANT2 Gain [dBi]	Directional Gain [dBi]	Maximum E.I.R.PSD [dBm/MHz]	Limit (LPI/SP) [dBm/MHz]
			RU Index : Low			RU Index : Mid			RU Index : High							
			ANT1	ANT2	MIMO	ANT1	ANT2	MIMO	ANT1	ANT2	MIMO					
UNII5	5985	7	-6.566	-6.901	-3.720	-	-	-	-6.608	-7.074	-3.824	-10.05	-9.50	-6.76	-10.480	-1/17
	6145	39	-6.749	-6.921	-3.824	-	-	-	-6.839	-6.888	-3.853	-10.05	-9.50	-6.76	-10.584	-1/17
	6385	87	-6.510	-6.749	-3.617	-	-	-	-6.265	-6.590	-3.414	-10.05	-9.50	-6.76	-10.174	-1/17
UNII6	6465	103	-6.469	-6.724	-3.584	-	-	-	-5.996	-6.370	-3.168	-11.18	-9.73	-7.41	-10.578	-1
	6545	119	-5.599	-6.119	-2.841	-	-	-	-5.488	-6.174	-2.807	-11.18	-9.73	-7.41	-10.217	-1
UNII7	6625	135	-5.675	-6.309	-2.970	-	-	-	-5.367	-5.829	-2.581	-10.83	-9.73	-7.25	-9.831	-1/17
	6705	151	-6.229	-6.353	-3.280	-	-	-	-6.528	-6.738	-3.621	-10.83	-9.73	-7.25	-10.530	-1/17
	6785	167	-6.917	-6.922	-3.909	-	-	-	-6.467	-6.433	-3.439	-10.83	-9.73	-7.25	-10.689	-1/17
UNII8	6865	183	-6.961	-6.522	-3.725	-	-	-	-6.359	-6.256	-3.297	-10.75	-10.28	-7.50	-10.797	-1
	6945	199	-6.744	-5.894	-3.288	-	-	-	-6.439	-5.747	-3.069	-10.75	-10.28	-7.50	-10.569	-1
	7025	215	-6.279	-6.138	-3.197	-	-	-	-6.160	-6.251	-3.195	-10.75	-10.28	-7.50	-10.695	-1

Mode : HE80 996T

Band	Freq. [MHz]	CH.	Total Average PSD[dBm/MHz]									ANT1 Gain [dBi]	ANT2 Gain [dBi]	Directional Gain [dBi]	Maximum E.I.R.PSD [dBm/MHz]	Limit (LPI/SP) [dBm/MHz]
			RU Index : Low			RU Index : Mid			RU Index : High							
			ANT1	ANT2	MIMO	ANT1	ANT2	MIMO	ANT1	ANT2	MIMO					
UNII5	5985	7	-	-	-	-9.495	-10.040	-6.749	-	-	-	-10.05	-9.50	-6.76	-13.509	-1/17
	6145	39	-	-	-	-9.743	-9.934	-6.827	-	-	-	-10.05	-9.50	-6.76	-13.587	-1/17
	6385	87	-	-	-	-9.259	-9.682	-6.455	-	-	-	-10.05	-9.50	-6.76	-13.215	-1/17
UNII6	6465	103	-	-	-	-8.886	-9.555	-6.198	-	-	-	-11.18	-9.73	-7.41	-13.608	-1
	6545	119	-	-	-	-8.607	-9.171	-5.870	-	-	-	-11.18	-9.73	-7.41	-13.280	-1
UNII7	6625	135	-	-	-	-8.650	-9.311	-5.958	-	-	-	-10.83	-9.73	-7.25	-13.208	-1/17
	6705	151	-	-	-	-9.386	-9.638	-6.500	-	-	-	-10.83	-9.73	-7.25	-13.750	-1/17
	6785	167	-	-	-	-9.795	-9.547	-6.659	-	-	-	-10.83	-9.73	-7.25	-13.909	-1/17
UNII8	6865	183	-	-	-	-9.692	-9.316	-6.490	-	-	-	-10.75	-10.28	-7.50	-13.990	-1
	6945	199	-	-	-	-9.611	-8.789	-6.171	-	-	-	-10.75	-10.28	-7.50	-13.671	-1
	7025	215	-	-	-	-9.409	-9.246	-6.317	-	-	-	-10.75	-10.28	-7.50	-13.817	-1

Mode : HE80 SU

Band	Freq. [MHz]	CH.	Total Average PSD[dBm/MHz]									ANT1 Gain [dBi]	ANT2 Gain [dBi]	Directional Gain [dBi]	Maximum E.I.R.PSD [dBm/MHz]	Limit (LPI/SP) [dBm/MHz]
			RU Index : Low			RU Index : Mid			RU Index : High							
			ANT1	ANT2	MIMO	ANT1	ANT2	MIMO	ANT1	ANT2	MIMO					
UNII5	5985	7	-	-	-	-9.635	-10.233	-6.913	-	-	-	-10.05	-9.50	-6.76	-13.673	-1/17
	6145	39	-	-	-	-9.927	-9.979	-6.943	-	-	-	-10.05	-9.50	-6.76	-13.703	-1/17
	6385	87	-	-	-	-9.691	-9.913	-6.790	-	-	-	-10.05	-9.50	-6.76	-13.550	-1/17
UNII6	6465	103	-	-	-	-9.258	-9.580	-6.406	-	-	-	-11.18	-9.73	-7.41	-13.816	-1
	6545	119	-	-	-	-8.920	-9.217	-6.056	-	-	-	-11.18	-9.73	-7.41	-13.466	-1
UNII7	6625	135	-	-	-	-8.741	-9.542	-6.113	-	-	-	-10.83	-9.73	-7.25	-13.363	-1/17
	6705	151	-	-	-	-9.588	-10.088	-6.820	-	-	-	-10.83	-9.73	-7.25	-14.070	-1/17
	6785	167	-	-	-	-9.500	-9.737	-6.606	-	-	-	-10.83	-9.73	-7.25	-13.856	-1/17
UNII8	6865	183	-	-	-	-9.473	-9.624	-6.537	-	-	-	-10.75	-10.28	-7.50	-14.037	-1
	6945	199	-	-	-	-9.487	-8.878	-6.161	-	-	-	-10.75	-10.28	-7.50	-13.661	-1
	7025	215	-	-	-	-9.541	-9.526	-6.523	-	-	-	-10.75	-10.28	-7.50	-14.023	-1

Mode : HE80L 26T

Band	Freq. [MHz]	CH.	Total Average PSD[dBm/MHz]									ANT1 Gain [dBi]	ANT2 Gain [dBi]	Directional Gain [dBi]	Maximum E.I.R.PSD [dBm/MHz]	Limit (LPI/SP) [dBm/MHz]
			RU Index : Low			RU Index : Mid			RU Index : High							
			ANT1	ANT2	MIMO	ANT1	ANT2	MIMO	ANT1	ANT2	MIMO					
UNII5	6025	15	0.548	0.048	3.316	-0.899	-0.864	2.129	0.318	0.558	3.450	-10.05	-9.50	-6.76	-3.310	-1/17
	6185	47	1.163	0.607	3.905	-0.065	-0.099	2.929	0.861	0.716	3.800	-10.05	-9.50	-6.76	-2.855	-1/17
	6345	79	1.861	0.852	4.396	0.611	-0.419	3.137	1.252	0.574	3.937	-10.05	-9.50	-6.76	-2.364	-1/17
UNII6	6505	111	1.485	0.901	4.213	-0.413	-0.415	2.597	1.503	0.697	4.129	-11.18	-9.73	-7.41	-3.197	-1
UNII7	6665	143	1.682	0.820	4.283	0.626	-0.335	3.183	2.237	1.332	4.819	-10.83	-9.73	-7.25	-2.431	-1/17
UNII8	6825	175	1.623	1.044	4.354	0.281	0.149	3.226	1.385	0.730	4.081	-10.75	-10.28	-7.50	-3.146	-1
	6985	207	0.923	1.257	4.104	-0.194	0.092	2.962	0.772	1.122	3.961	-10.75	-10.28	-7.50	-3.396	-1

Mode : HE80L 52T

Band	Freq. [MHz]	CH.	Total Average PSD[dBm/MHz]									ANT1 Gain [dBi]	ANT2 Gain [dBi]	Directional Gain [dBi]	Maximum E.I.R.PSD [dBm/MHz]	Limit (LPI/SP) [dBm/MHz]
			RU Index : Low			RU Index : Mid			RU Index : High							
			ANT1	ANT2	MIMO	ANT1	ANT2	MIMO	ANT1	ANT2	MIMO					
UNII5	6025	15	0.447	0.313	3.391	0.651	0.223	3.453	0.489	0.114	3.316	-10.05	-9.50	-6.76	-3.307	-1/17
	6185	47	1.193	0.458	3.852	0.938	0.613	3.789	0.811	0.604	3.719	-10.05	-9.50	-6.76	-2.908	-1/17
	6345	79	1.353	1.038	4.209	1.154	0.647	3.919	1.115	0.855	3.998	-10.05	-9.50	-6.76	-2.551	-1/17
UNII6	6505	111	1.414	0.640	4.055	1.314	0.610	3.987	1.212	0.516	3.889	-11.18	-9.73	-7.41	-3.355	-1
UNII7	6665	143	1.456	0.718	4.113	1.431	0.445	3.977	1.587	0.685	4.170	-10.83	-9.73	-7.25	-3.080	-1/17
UNII8	6825	175	1.511	0.778	4.171	1.271	0.769	4.038	1.408	0.836	4.142	-10.75	-10.28	-7.50	-3.329	-1
	6985	207	0.793	1.315	4.073	0.736	1.319	4.048	1.320	1.648	4.498	-10.75	-10.28	-7.50	-3.002	-1

Mode : HE80L 106T

Band	Freq. [MHz]	CH.	Total Average PSD[dBm/MHz]									ANT1 Gain [dBi]	ANT2 Gain [dBi]	Directional Gain [dBi]	Maximum E.I.R.PSD [dBm/MHz]	Limit (LPI/SP) [dBm/MHz]
			RU Index : Low			RU Index : Mid			RU Index : High							
			ANT1	ANT2	MIMO	ANT1	ANT2	MIMO	ANT1	ANT2	MIMO					
UNII5	6025	15	-0.715	-1.256	2.034	-0.841	-1.238	1.976	-1.146	-1.259	1.809	-10.05	-9.50	-6.76	-4.726	-1/17
	6185	47	-0.469	-0.742	2.407	-0.503	-0.586	2.466	-0.531	-0.612	2.439	-10.05	-9.50	-6.76	-4.294	-1/17
	6345	79	0.153	-0.065	3.056	-0.535	0.050	2.778	-0.562	-0.278	2.593	-10.05	-9.50	-6.76	-3.704	-1/17
UNII6	6505	111	-0.103	-0.211	2.854	-0.277	0.067	2.909	0.078	-0.601	2.762	-11.18	-9.73	-7.41	-4.501	-1
UNII7	6665	143	0.361	-0.212	3.095	0.189	-0.198	3.010	0.342	-0.284	3.051	-10.83	-9.73	-7.25	-4.155	-1/17
UNII8	6825	175	-0.236	0.007	2.898	0.003	-0.129	2.948	-0.232	-0.239	2.775	-10.75	-10.28	-7.50	-4.552	-1
	6985	207	-0.643	-0.043	2.678	-0.652	-0.001	2.696	-0.876	0.032	2.612	-10.75	-10.28	-7.50	-4.804	-1

Mode : HE80L 242T

Band	Freq. [MHz]	CH.	Total Average PSD[dBm/MHz]									ANT1 Gain [dBi]	ANT2 Gain [dBi]	Directional Gain [dBi]	Maximum E.I.R.PSD [dBm/MHz]	Limit (LPI/SP) [dBm/MHz]
			RU Index : Low			RU Index : Mid			RU Index : High							
			ANT1	ANT2	MIMO	ANT1	ANT2	MIMO	ANT1	ANT2	MIMO					
UNII5	6025	15	-4.298	-4.781	-1.523	-4.668	-4.731	-1.689	-4.461	-4.747	-1.592	-10.05	-9.50	-6.76	-8.283	-1/17
	6185	47	-3.902	-4.213	-1.045	-3.911	-4.099	-0.994	-4.067	-4.116	-1.082	-10.05	-9.50	-6.76	-7.754	-1/17
	6345	79	-3.392	-3.497	-0.434	-3.513	-3.278	-0.384	-3.742	-3.448	-0.583	-10.05	-9.50	-6.76	-7.144	-1/17
UNII6	6505	111	-3.145	-3.884	-0.489	-3.494	-3.937	-0.700	-3.569	-4.177	-0.852	-11.18	-9.73	-7.41	-7.899	-1
UNII7	6665	143	-3.052	-3.732	-0.369	-3.339	-3.709	-0.510	-3.422	-3.985	-0.684	-10.83	-9.73	-7.25	-7.619	-1/17
UNII8	6825	175	-3.710	-3.491	-0.589	-3.612	-3.784	-0.687	-3.842	-3.791	-0.807	-10.75	-10.28	-7.50	-8.089	-1
	6985	207	-4.054	-3.820	-0.926	-4.187	-3.562	-0.853	-4.412	-3.506	-0.926	-10.75	-10.28	-7.50	-8.353	-1

Mode : HE80L 484T

Band	Freq. [MHz]	CH.	Total Average PSD[dBm/MHz]									ANT1 Gain [dBi]	ANT2 Gain [dBi]	Directional Gain [dBi]	Maximum E.I.R.PSD [dBm/MHz]	Limit (LPI/SP) [dBm/MHz]
			RU Index : Low			RU Index : Mid			RU Index : High							
			ANT1	ANT2	MIMO	ANT1	ANT2	MIMO	ANT1	ANT2	MIMO					
UNII5	6025	15	-7.305	-7.608	-4.443	-	-	-	-7.489	-7.689	-4.577	-10.05	-9.50	-6.76	-11.203	-1/17
	6185	47	-6.577	-7.238	-3.884	-	-	-	-6.772	-7.037	-3.892	-10.05	-9.50	-6.76	-10.644	-1/17
	6345	79	-6.387	-6.232	-3.298	-	-	-	-6.788	-6.382	-3.570	-10.05	-9.50	-6.76	-10.058	-1/17
UNII6	6505	111	-6.382	-6.771	-3.561	-	-	-	-6.410	-6.699	-3.541	-11.18	-9.73	-7.41	-10.951	-1
UNII7	6665	143	-6.082	-6.760	-3.397	-	-	-	-6.181	-6.544	-3.348	-10.83	-9.73	-7.25	-10.598	-1/17
UNII8	6825	175	-6.580	-6.560	-3.559	-	-	-	-6.572	-6.218	-3.381	-10.75	-10.28	-7.50	-10.881	-1
	6985	207	-7.136	-6.438	-3.762	-	-	-	-7.133	-6.495	-3.792	-10.75	-10.28	-7.50	-11.262	-1

Mode : HE80L 996T

Band	Freq. [MHz]	CH.	Total Average PSD[dBm/MHz]									ANT1 Gain [dBi]	ANT2 Gain [dBi]	Directional Gain [dBi]	Maximum E.I.R.PSD [dBm/MHz]	Limit (LPI/SP) [dBm/MHz]
			RU Index : Low			RU Index : Mid			RU Index : High							
			ANT1	ANT2	MIMO	ANT1	ANT2	MIMO	ANT1	ANT2	MIMO					
UNII5	6025	15	-	-	-	-10.508	-10.670	-7.578	-	-	-	-10.05	-9.50	-6.76	-14.338	-1/17
	6185	47	-	-	-	-9.862	-10.132	-6.985	-	-	-	-10.05	-9.50	-6.76	-13.745	-1/17
	6345	79	-	-	-	-9.642	-9.221	-6.416	-	-	-	-10.05	-9.50	-6.76	-13.176	-1/17
UNII6	6505	111	-	-	-	-9.401	-9.866	-6.617	-	-	-	-11.18	-9.73	-7.41	-14.027	-1
UNII7	6665	143	-	-	-	-9.026	-9.419	-6.208	-	-	-	-10.83	-9.73	-7.25	-13.458	-1/17
UNII8	6825	175	-	-	-	-9.531	-9.315	-6.411	-	-	-	-10.75	-10.28	-7.50	-13.911	-1
	6985	207	-	-	-	-9.916	-9.561	-6.725	-	-	-	-10.75	-10.28	-7.50	-14.225	-1

Mode : HE80U 26T

Band	Freq. [MHz]	CH.	Total Average PSD[dBm/MHz]									ANT1 Gain [dBi]	ANT2 Gain [dBi]	Directional Gain [dBi]	Maximum E.I.R.PSD [dBm/MHz]	Limit (LPI/SP) [dBm/MHz]
			RU Index : Low			RU Index : Mid			RU Index : High							
			ANT1	ANT2	MIMO	ANT1	ANT2	MIMO	ANT1	ANT2	MIMO					
UNII5	6025	15	0.269	0.639	3.469	-0.489	-0.416	2.558	-0.424	-0.094	2.755	-10.05	-9.50	-6.76	-3.291	-1/17
	6185	47	0.732	0.799	3.776	-0.665	-0.547	2.405	0.229	0.960	3.621	-10.05	-9.50	-6.76	-2.984	-1/17
	6345	79	1.461	0.747	4.129	-0.466	-0.618	2.469	0.676	0.391	3.547	-10.05	-9.50	-6.76	-2.631	-1/17
UNII6	6505	111	1.289	0.642	3.988	0.251	-0.395	2.951	1.536	0.985	4.280	-11.18	-9.73	-7.41	-3.130	-1
UNII7	6665	143	2.076	0.929	4.551	0.258	-0.314	2.992	1.795	0.530	4.219	-10.83	-9.73	-7.25	-2.699	-1/17
UNII8	6825	175	1.636	1.226	4.447	0.040	-0.406	2.833	1.309	0.667	4.011	-10.75	-10.28	-7.50	-3.053	-1
	6985	207	0.767	1.456	4.136	-0.417	-0.032	2.790	0.667	0.931	3.812	-10.75	-10.28	-7.50	-3.364	-1

Mode : HE80U 52T

Band	Freq. [MHz]	CH.	Total Average PSD[dBm/MHz]									ANT1 Gain [dBi]	ANT2 Gain [dBi]	Directional Gain [dBi]	Maximum E.I.R.PSD [dBm/MHz]	Limit (LPI/SP) [dBm/MHz]
			RU Index : Low			RU Index : Mid			RU Index : High							
			ANT1	ANT2	MIMO	ANT1	ANT2	MIMO	ANT1	ANT2	MIMO					
UNII5	6025	15	0.730	0.099	3.437	0.523	0.306	3.427	0.243	0.083	3.174	-10.05	-9.50	-6.76	-3.323	-1/17
	6185	47	1.088	1.238	4.174	0.453	0.579	3.527	0.303	0.585	3.457	-10.05	-9.50	-6.76	-2.586	-1/17
	6345	79	1.190	1.097	4.154	0.559	0.730	3.656	0.521	0.395	3.469	-10.05	-9.50	-6.76	-2.606	-1/17
UNII6	6505	111	1.470	0.155	3.873	1.522	0.523	4.062	1.369	0.173	3.823	-11.18	-9.73	-7.41	-3.348	-1
UNII7	6665	143	1.809	0.405	4.174	1.843	0.374	4.181	1.558	0.806	4.209	-10.83	-9.73	-7.25	-3.041	-1/17
UNII8	6825	175	1.170	1.155	4.173	1.510	0.844	4.200	1.135	0.715	3.941	-10.75	-10.28	-7.50	-3.300	-1
	6985	207	0.742	1.109	3.940	1.132	1.064	4.109	0.684	1.454	4.097	-10.75	-10.28	-7.50	-3.391	-1

Mode : HE80U 106T

Band	Freq. [MHz]	CH.	Total Average PSD[dBm/MHz]									ANT1 Gain [dBi]	ANT2 Gain [dBi]	Directional Gain [dBi]	Maximum E.I.R.PSD [dBm/MHz]	Limit (LPI/SP) [dBm/MHz]
			RU Index : Low			RU Index : Mid			RU Index : High							
			ANT1	ANT2	MIMO	ANT1	ANT2	MIMO	ANT1	ANT2	MIMO					
UNII5	6025	15	-1.225	-1.280	1.758	-1.362	-1.004	1.831	-1.196	-1.297	1.764	-10.05	-9.50	-6.76	-4.929	-1/17
	6185	47	-0.289	-0.702	2.520	-0.837	-0.764	2.210	-0.953	-0.684	2.194	-10.05	-9.50	-6.76	-4.240	-1/17
	6345	79	-0.671	-0.258	2.551	-0.905	-0.428	2.351	-1.254	-0.520	2.139	-10.05	-9.50	-6.76	-4.209	-1/17
UNII6	6505	111	-0.018	-0.298	2.855	0.115	-0.776	2.703	-0.111	-0.814	2.562	-11.18	-9.73	-7.41	-4.555	-1
UNII7	6665	143	0.414	-0.004	3.221	0.332	-0.419	2.983	0.041	-0.533	2.774	-10.83	-9.73	-7.25	-4.029	-1/17
UNII8	6825	175	-0.219	-0.081	2.861	-0.176	-0.250	2.798	-0.549	-0.572	2.450	-10.75	-10.28	-7.50	-4.639	-1
	6985	207	-0.535	0.168	2.841	-0.762	0.164	2.736	-0.622	-0.406	2.498	-10.75	-10.28	-7.50	-4.659	-1

Mode : HE80U 242T

Band	Freq. [MHz]	CH.	Total Average PSD[dBm/MHz]									ANT1 Gain [dBi]	ANT2 Gain [dBi]	Directional Gain [dBi]	Maximum E.I.R.PSD [dBm/MHz]	Limit (LPI/SP) [dBm/MHz]
			RU Index : Low			RU Index : Mid			RU Index : High							
			ANT1	ANT2	MIMO	ANT1	ANT2	MIMO	ANT1	ANT2	MIMO					
UNII5	6025	15	-4.843	-4.612	-1.716	-4.664	-4.624	-1.634	-4.868	-4.582	-1.713	-10.05	-9.50	-6.76	-8.394	-1/17
	6185	47	-4.498	-4.209	-1.341	-4.519	-4.354	-1.426	-4.801	-4.106	-1.430	-10.05	-9.50	-6.76	-8.101	-1/17
	6345	79	-4.093	-3.636	-0.849	-4.222	-3.855	-1.025	-4.620	-4.191	-1.390	-10.05	-9.50	-6.76	-7.609	-1/17
UNII6	6505	111	-3.662	-4.123	-0.876	-3.536	-4.097	-0.798	-3.608	-4.081	-0.828	-11.18	-9.73	-7.41	-8.208	-1
UNII7	6665	143	-3.280	-3.797	-0.521	-3.250	-3.810	-0.511	-3.373	-4.042	-0.685	-10.83	-9.73	-7.25	-7.761	-1/17
UNII8	6825	175	-3.908	-3.747	-0.817	-3.673	-3.968	-0.808	-3.985	-3.870	-0.917	-10.75	-10.28	-7.50	-8.308	-1
	6985	207	-4.303	-3.837	-1.054	-4.437	-3.881	-1.140	-4.383	-3.700	-1.018	-10.75	-10.28	-7.50	-8.518	-1

Mode : HE80U 484T

Band	Freq. [MHz]	CH.	Total Average PSD[dBm/MHz]									ANT1 Gain [dBi]	ANT2 Gain [dBi]	Directional Gain [dBi]	Maximum E.I.R.PSD [dBm/MHz]	Limit (LPI/SP) [dBm/MHz]
			RU Index : Low			RU Index : Mid			RU Index : High							
			ANT1	ANT2	MIMO	ANT1	ANT2	MIMO	ANT1	ANT2	MIMO					
UNII5	6025	15	-7.483	-7.458	-4.460	-	-	-	-7.602	-7.623	-4.602	-10.05	-9.50	-6.76	-11.220	-1/17
	6185	47	-7.144	-6.894	-4.007	-	-	-	-7.475	-6.868	-4.150	-10.05	-9.50	-6.76	-10.767	-1/17
	6345	79	-7.129	-6.505	-3.795	-	-	-	-7.422	-6.760	-4.068	-10.05	-9.50	-6.76	-10.555	-1/17
UNII6	6505	111	-6.237	-6.949	-3.568	-	-	-	-6.319	-7.069	-3.667	-11.18	-9.73	-7.41	-10.978	-1
UNII7	6665	143	-6.131	-6.634	-3.365	-	-	-	-6.555	-6.837	-3.683	-10.83	-9.73	-7.25	-10.615	-1/17
UNII8	6825	175	-6.657	-6.308	-3.468	-	-	-	-6.900	-6.820	-3.849	-10.75	-10.28	-7.50	-10.968	-1
	6985	207	-7.252	-6.072	-3.611	-	-	-	-6.920	-6.580	-3.736	-10.75	-10.28	-7.50	-11.111	-1

Mode : HE80U 996T

Band	Freq. [MHz]	CH.	Total Average PSD[dBm/MHz]									ANT1 Gain [dBi]	ANT2 Gain [dBi]	Directional Gain [dBi]	Maximum E.I.R.PSD [dBm/MHz]	Limit (LPI/SP) [dBm/MHz]
			RU Index : Low			RU Index : Mid			RU Index : High							
			ANT1	ANT2	MIMO	ANT1	ANT2	MIMO	ANT1	ANT2	MIMO					
UNII5	6025	15	-	-	-	-10.604	-10.324	-7.452	-	-	-	-10.05	-9.50	-6.76	-14.212	-1/17
	6185	47	-	-	-	-9.862	-9.876	-6.859	-	-	-	-10.05	-9.50	-6.76	-13.619	-1/17
	6345	79	-	-	-	-10.004	-9.524	-6.747	-	-	-	-10.05	-9.50	-6.76	-13.507	-1/17
UNII6	6505	111	-	-	-	-9.536	-9.978	-6.741	-	-	-	-11.18	-9.73	-7.41	-14.151	-1
UNII7	6665	143	-	-	-	-9.092	-9.727	-6.388	-	-	-	-10.83	-9.73	-7.25	-13.638	-1/17
UNII8	6825	175	-	-	-	-9.868	-9.440	-6.638	-	-	-	-10.75	-10.28	-7.50	-14.138	-1
	6985	207	-	-	-	-10.034	-9.366	-6.677	-	-	-	-10.75	-10.28	-7.50	-14.177	-1

Mode : HE160 996T x 2

Band	Freq. [MHz]	CH.	Total Average PSD[dBm/MHz]									ANT1 Gain [dBi]	ANT2 Gain [dBi]	Directional Gain [dBi]	Maximum E.I.R.PSD [dBm/MHz]	Limit (LPI/SP) [dBm/MHz]
			RU Index : Low			RU Index : Mid			RU Index : High							
			ANT1	ANT2	MIMO	ANT1	ANT2	MIMO	ANT1	ANT2	MIMO					
UNII5	6025	15	-	-	-	-12.860	-13.405	-10.114	-	-	-	-10.05	-9.50	-6.76	-16.874	-1/17
	6185	47	-	-	-	-12.335	-12.721	-9.513	-	-	-	-10.05	-9.50	-6.76	-16.273	-1/17
	6345	79	-	-	-	-12.284	-12.120	-9.191	-	-	-	-10.05	-9.50	-6.76	-15.951	-1/17
UNII6	6505	111	-	-	-	-12.097	-12.370	-9.221	-	-	-	-11.18	-9.73	-7.41	-16.631	-1
UNII7	6665	143	-	-	-	-12.040	-12.252	-9.134	-	-	-	-10.83	-9.73	-7.25	-16.384	-1/17
UNII8	6825	175	-	-	-	-12.248	-12.184	-9.205	-	-	-	-10.75	-10.28	-7.50	-16.705	-1
	6985	207	-	-	-	-12.685	-12.227	-9.440	-	-	-	-10.75	-10.28	-7.50	-16.940	-1

Mode : HE160 SU

Band	Freq. [MHz]	CH.	Total Average PSD[dBm/MHz]									ANT1 Gain [dBi]	ANT2 Gain [dBi]	Directional Gain [dBi]	Maximum E.I.R.PSD [dBm/MHz]	Limit (LPI/SP) [dBm/MHz]
			RU Index : Low			RU Index : Mid			RU Index : High							
			ANT1	ANT2	MIMO	ANT1	ANT2	MIMO	ANT1	ANT2	MIMO					
UNII5	6025	15	-	-	-	-12.946	-13.070	-9.997	-	-	-	-10.05	-9.50	-6.76	-16.757	-1/17
	6185	47	-	-	-	-11.854	-12.322	-9.071	-	-	-	-10.05	-9.50	-6.76	-15.831	-1/17
	6345	79	-	-	-	-12.589	-11.817	-9.175	-	-	-	-10.05	-9.50	-6.76	-15.935	-1/17
UNII6	6505	111	-	-	-	-11.998	-12.451	-9.208	-	-	-	-11.18	-9.73	-7.41	-16.618	-1
UNII7	6665	143	-	-	-	-11.801	-12.437	-9.097	-	-	-	-10.83	-9.73	-7.25	-16.347	-1/17
UNII8	6825	175	-	-	-	-12.276	-11.999	-9.125	-	-	-	-10.75	-10.28	-7.50	-16.625	-1
	6985	207	-	-	-	-12.804	-12.140	-9.449	-	-	-	-10.75	-10.28	-7.50	-16.949	-1

Mode : 802.11a

Band	Freq. [MHz]	CH.	Total Average PSD[dBm/MHz]									ANT1 Gain [dBi]	ANT2 Gain [dBi]	Directional Gain [dBi]	Maximum E.I.R.PSD [dBm/MHz]	Limit (LPI/SP) [dBm/MHz]
			RU Index : Low			RU Index : Mid			RU Index : High							
			ANT1	ANT2	MIMO	ANT1	ANT2	MIMO	ANT1	ANT2	MIMO					
UNII5	5935	2	-	-	-	-2.352	-2.961	0.364	-	-	-	-10.05	-9.50	-6.76	-6.396	-1/17
	6175	45	-	-	-	-2.497	-1.927	0.808	-	-	-	-10.05	-9.50	-6.76	-5.952	-1/17
	6415	93	-	-	-	-1.948	-1.991	1.041	-	-	-	-10.05	-9.50	-6.76	-5.719	-1/17
UNII6	6435	97	-	-	-	-1.801	-2.220	1.005	-	-	-	-11.18	-9.73	-7.41	-6.405	-1
	6475	105	-	-	-	-2.025	-2.208	0.895	-	-	-	-11.18	-9.73	-7.41	-6.515	-1
	6515	113	-	-	-	-1.521	-2.289	1.122	-	-	-	-11.18	-9.73	-7.41	-6.288	-1
UNII7	6535	117	-	-	-	-1.126	-1.814	1.554	-	-	-	-10.83	-9.73	-7.25	-5.696	-1/17
	6695	149	-	-	-	-1.618	-2.341	1.046	-	-	-	-10.83	-9.73	-7.25	-6.204	-1/17
	6855	181	-	-	-	-2.277	-2.144	0.800	-	-	-	-10.83	-9.73	-7.25	-6.450	-1/17
UNII8	6875	185	-	-	-	-2.605	-1.523	0.980	-	-	-	-10.75	-10.28	-7.50	-6.520	-1
	6995	209	-	-	-	-2.743	-1.685	0.828	-	-	-	-10.75	-10.28	-7.50	-6.672	-1
	7115	233	-	-	-	-2.484	-1.884	0.837	-	-	-	-10.75	-10.28	-7.50	-6.663	-1

☑ Test Plots(Power Spectral Density)
 [MIMO_CDD(Ant1+Ant2)]

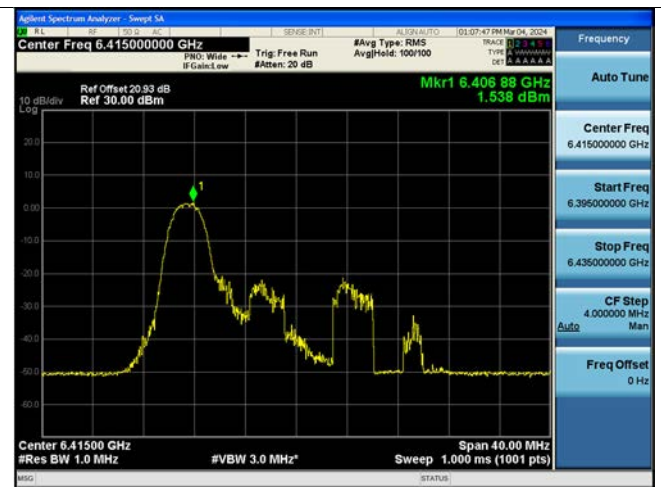
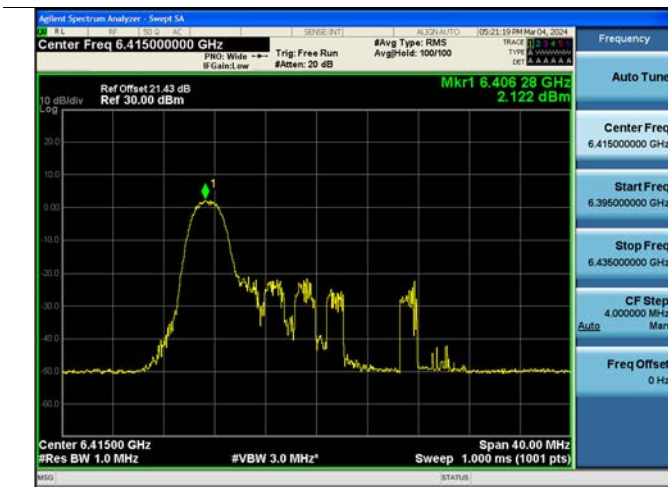
[Indoor Cilent, Standard Client]

Note: In order to simplify the report, attached plots were only channel of the highest PSD.

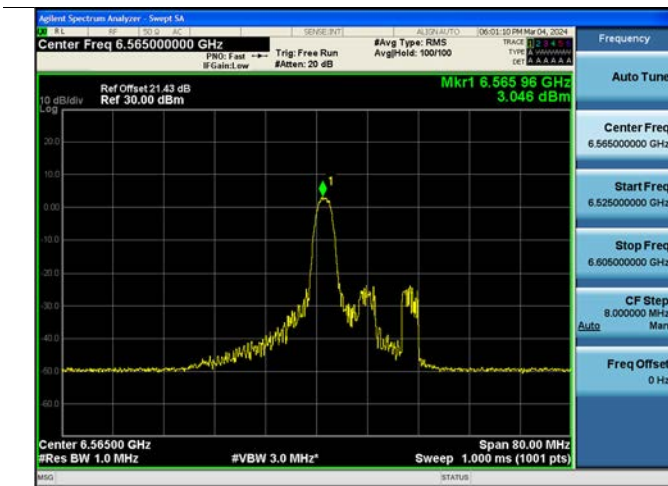
Ant.1

Ant.2

802.11ax HE20 Ch.93(6415 MHz) 26 Tones RU 0



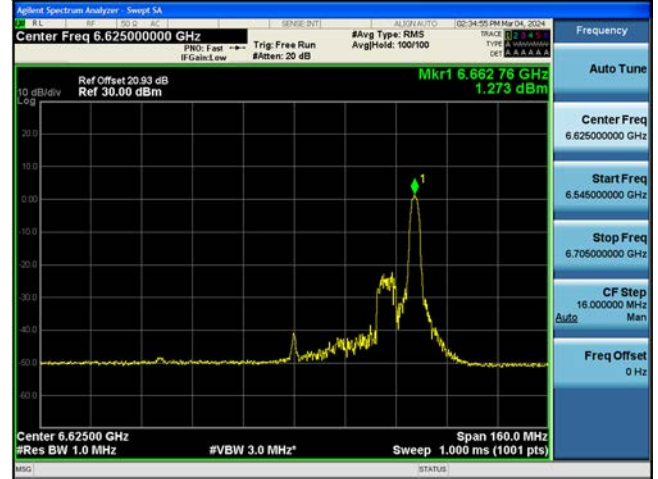
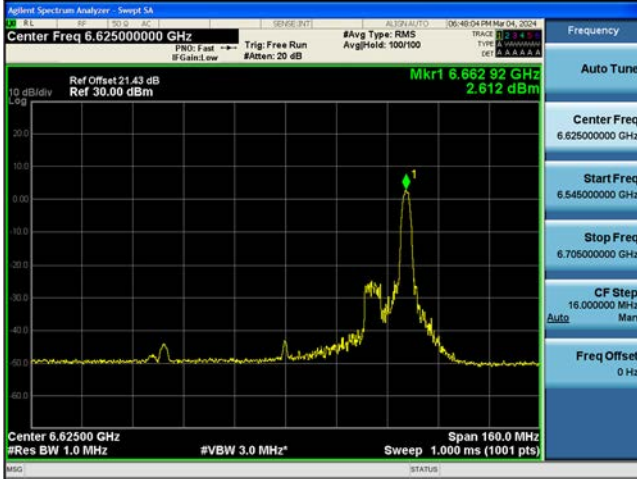
802.11ax HE40 Ch.123(6565 MHz) 26 Tones RU 9



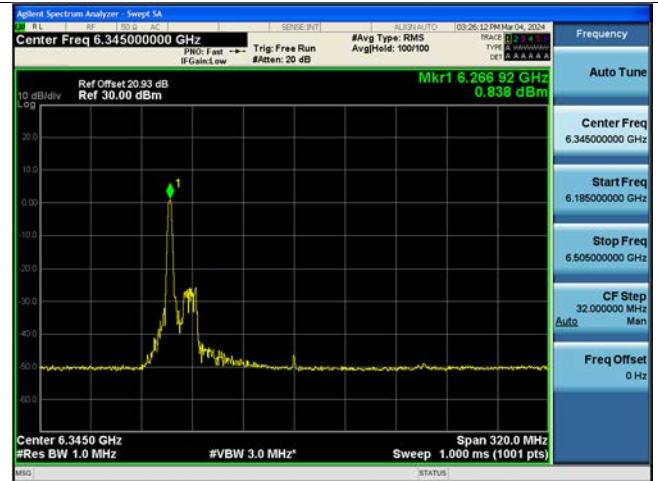
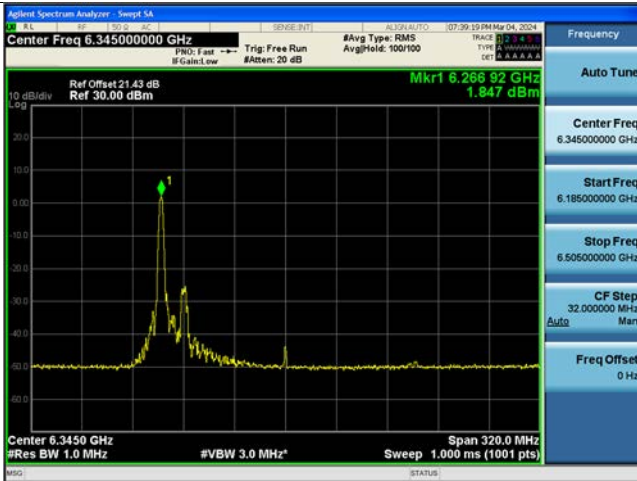
Ant.1

Ant.2

802.11ax HE80 Ch.135(6625 MHz) 26 Tones RU 36



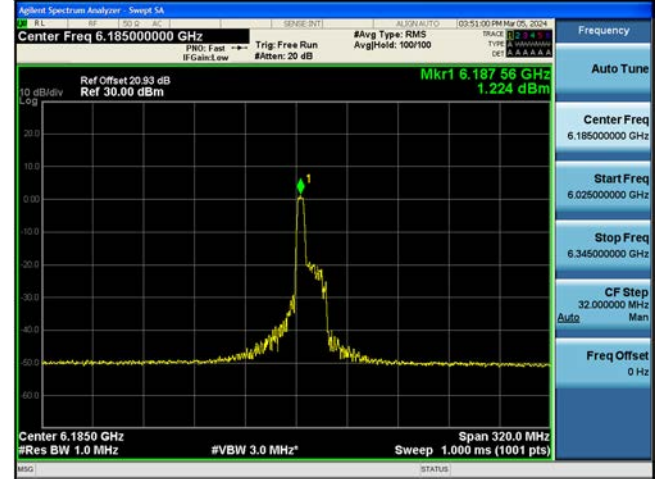
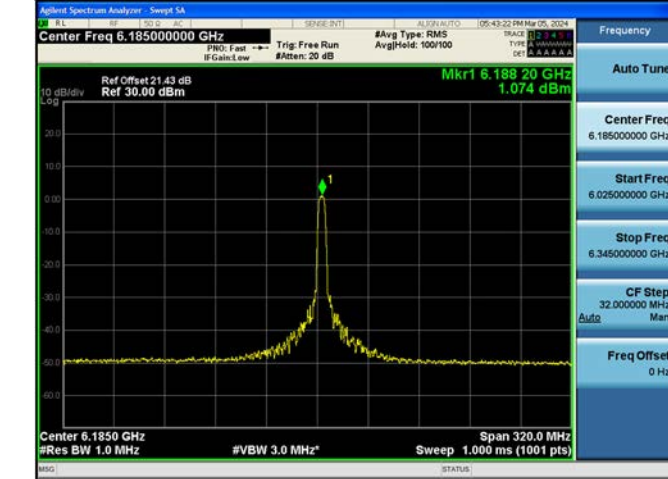
802.11ax HE160 80_L Ch.79(6345 MHz) 26 Tones RU 0



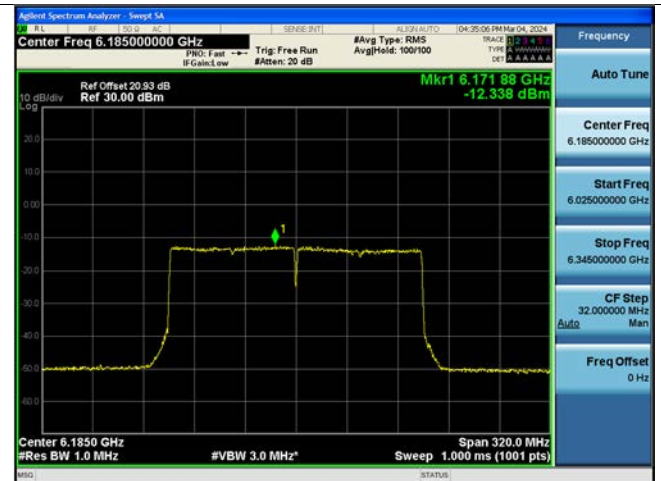
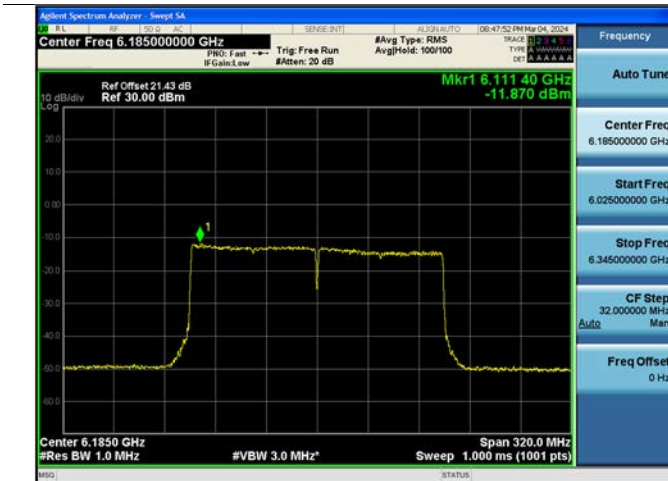
Ant.1

Ant.2

802.11ax HE160 80_U Ch.47(6185 MHz) 52 Tones RU 37



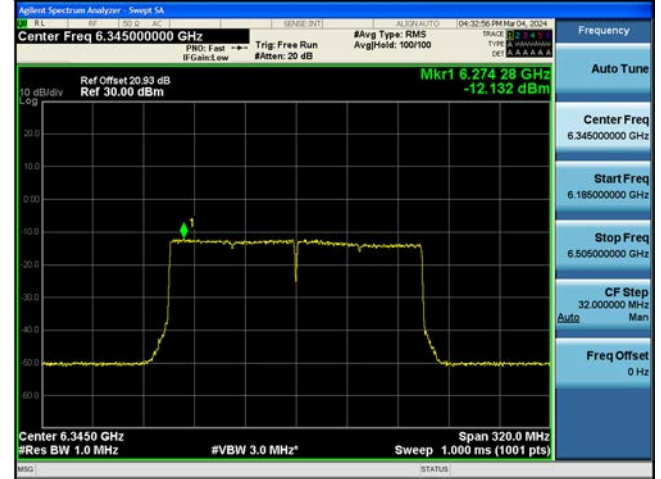
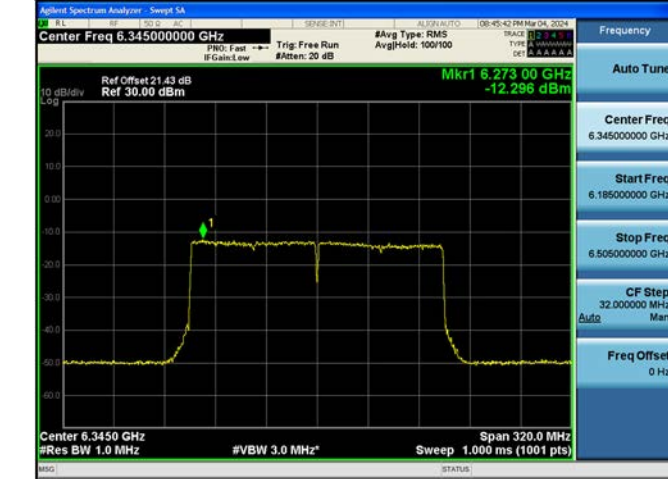
802.11ax HE160 Ch.47(6185 MHz) SU



Ant.1

Ant.2

802.11ax HE160 Ch.79(6345 MHz) 2x996 Tones RU 68



802.11a Ch.117(6535 MHz)

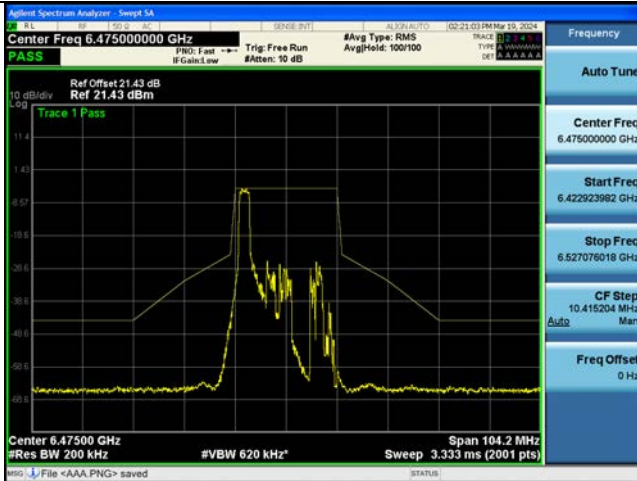


10.6 In-Band Emission

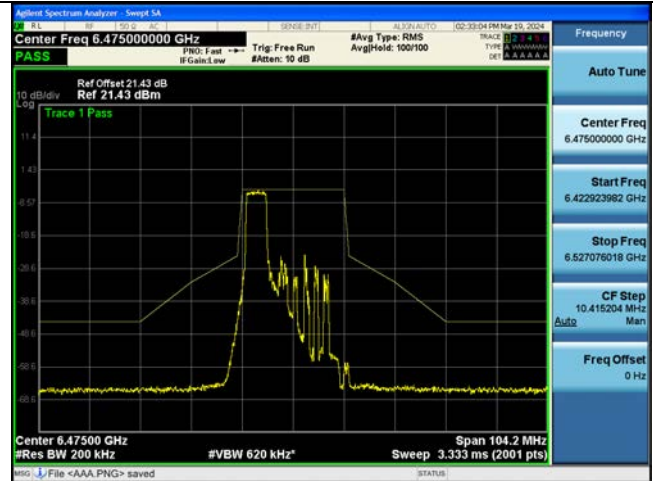
Note: In order to simplify the report, attached plots were only the widest channel.

Test Plots(In-Band Emission (Emission Mask))
 [Indoor Cilent, Standard Client]
 [Ant.1]

802.11ax HE20 Ch.105(6475 MHz) 26 Tones 0 RU



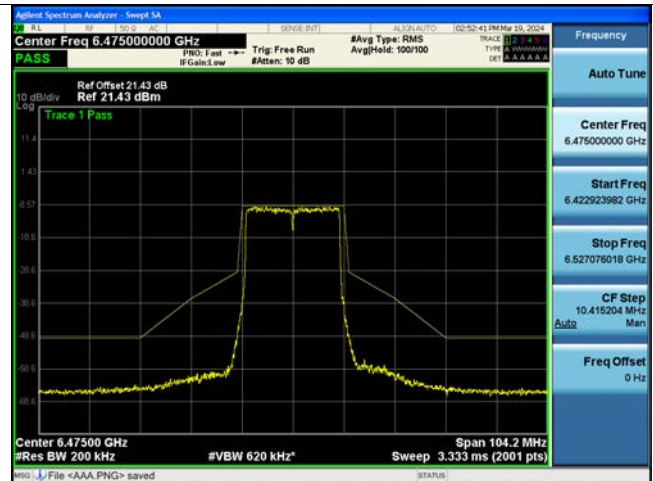
802.11ax HE20 Ch.105(6475 MHz) 52 Tones 37 RU



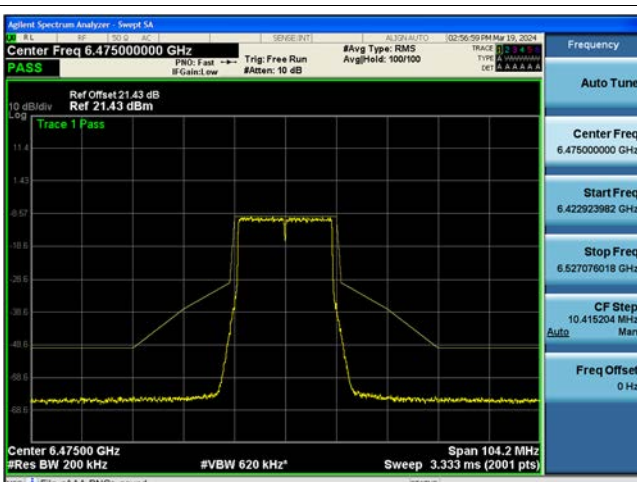
802.11ax HE20 Ch.105(6475 MHz) 106 Tones 53 RU



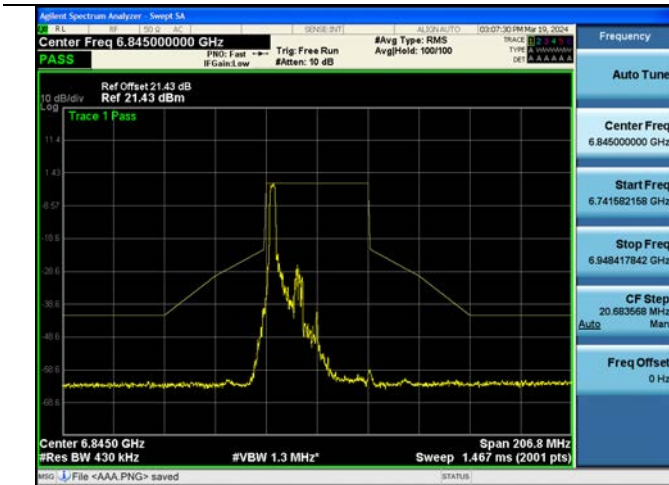
802.11ax HE20 Ch.105(6475 MHz) 242 Tones 61 RU



802.11ax HE20 Ch.105(6475 MHz) SU



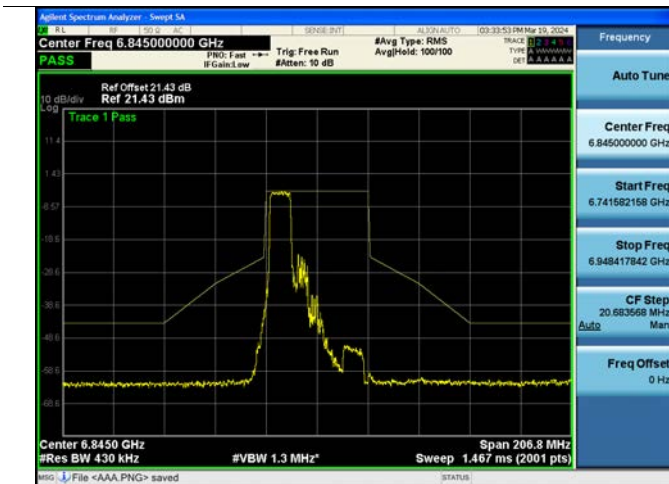
802.11ax HE40 Ch.179(6845 MHz) 26 Tones 0 RU



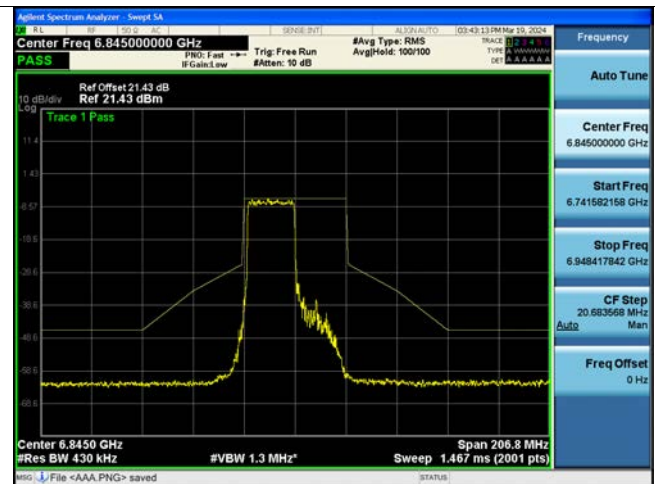
802.11ax HE40 Ch.179(6845 MHz) 52 Tones 37 RU



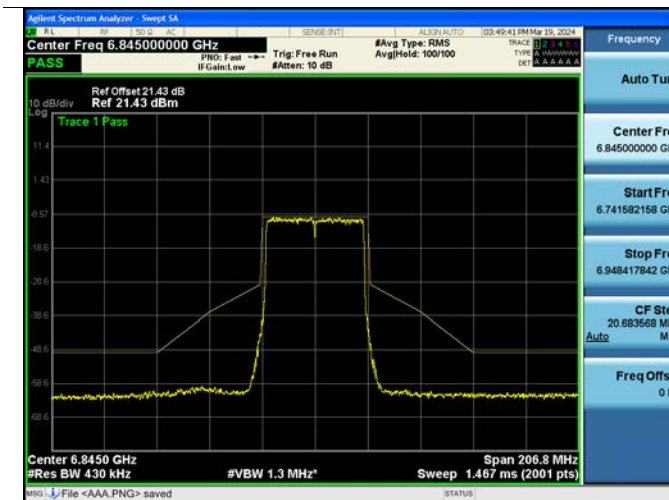
802.11ax HE40 Ch.179(6845 MHz) 106 Tones 53 RU



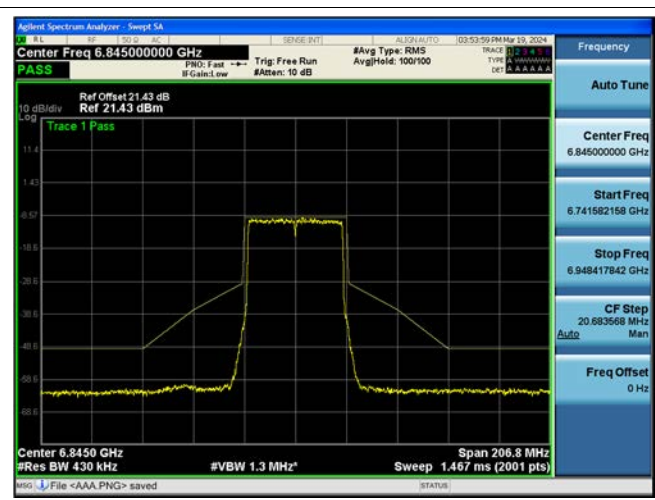
802.11ax HE40 Ch.179(6845 MHz) 242 Tones 61 RU



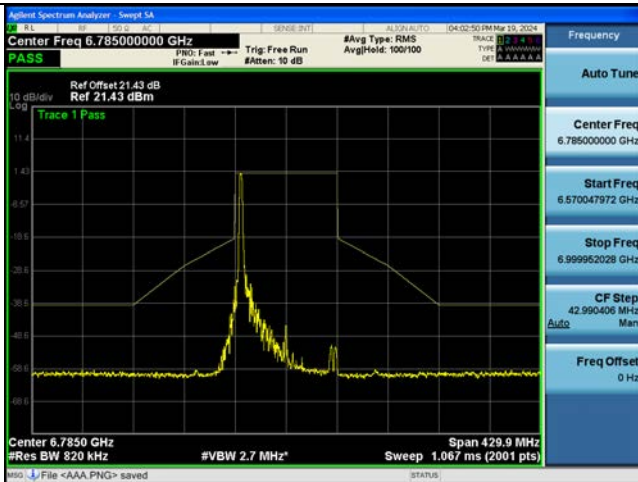
802.11ax HE40 Ch.179(6845 MHz) 484 Tones 65 RU



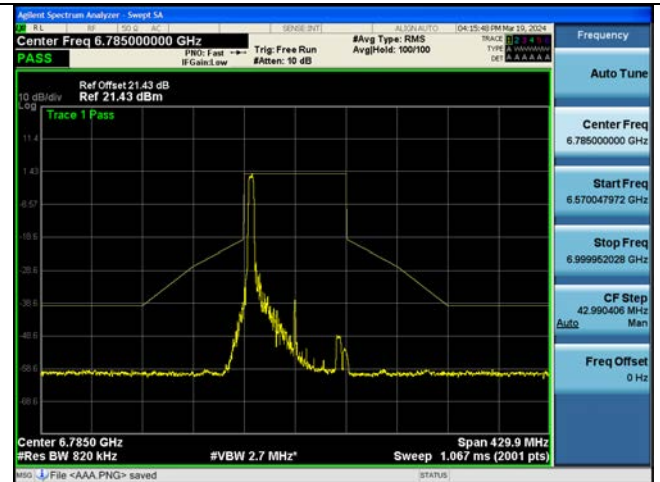
802.11ax HE40 Ch.179(6845 MHz) SU



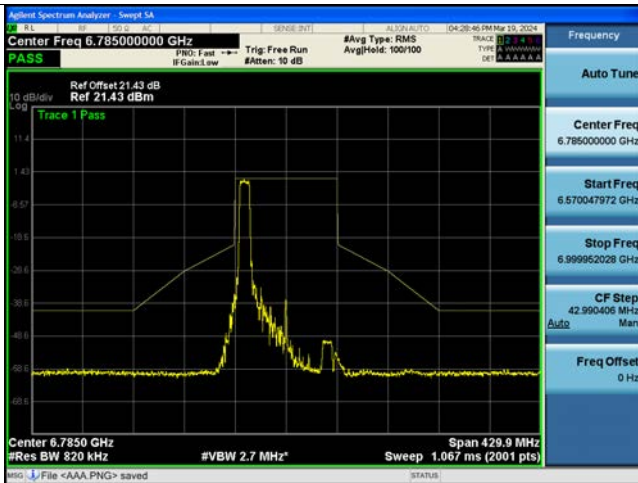
802.11ax HE80 Ch.167(6785 MHz) 26 Tones 0 RU



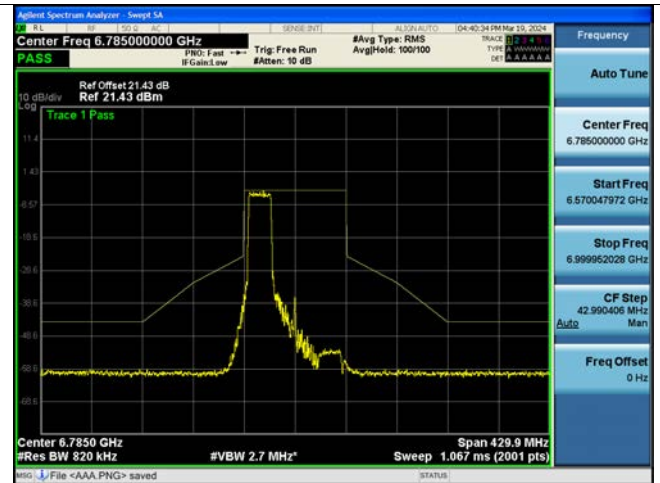
802.11ax HE80 Ch.167(6785 MHz) 52 Tones 37 RU



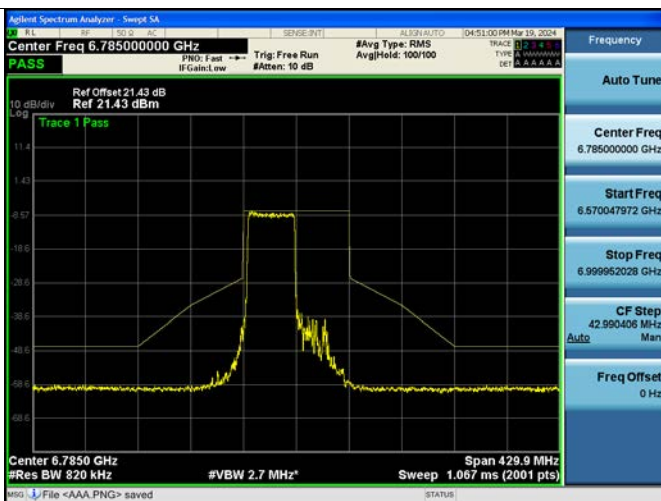
802.11ax HE80 Ch.167(6785 MHz) 106 Tones 53 RU



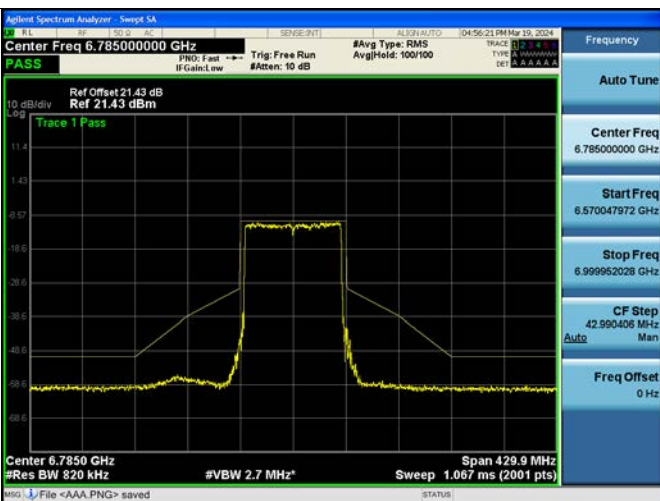
802.11ax HE80 Ch.167(6785 MHz) 242 Tones 61 RU



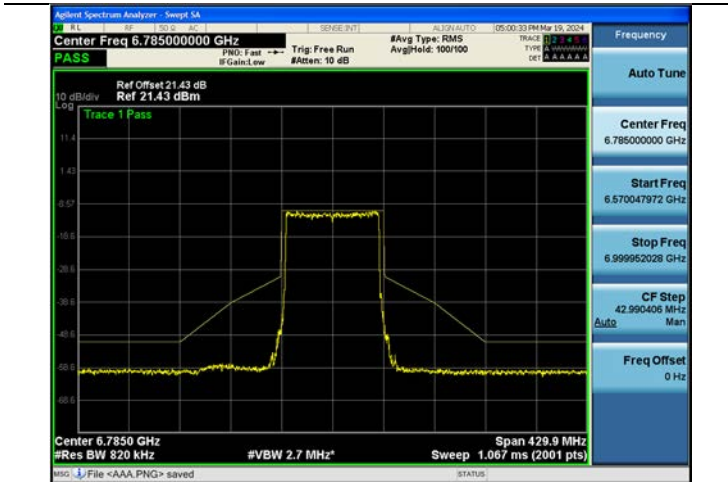
802.11ax HE80 Ch.167(6785 MHz) 484 Tones 65 RU



802.11ax HE80 Ch.167(6785 MHz) 996 Tones 67 RU

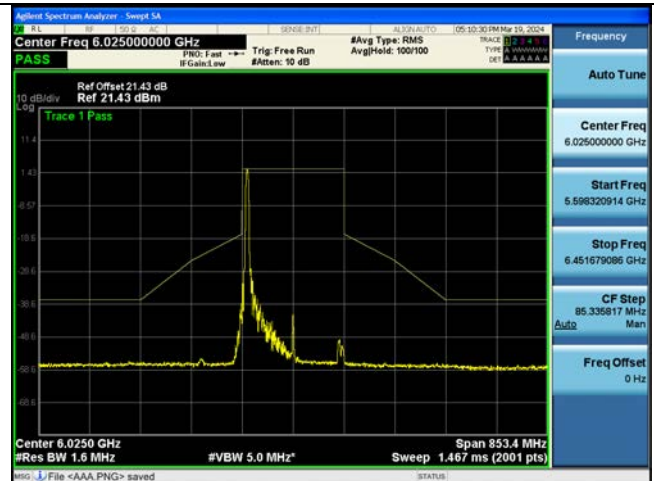
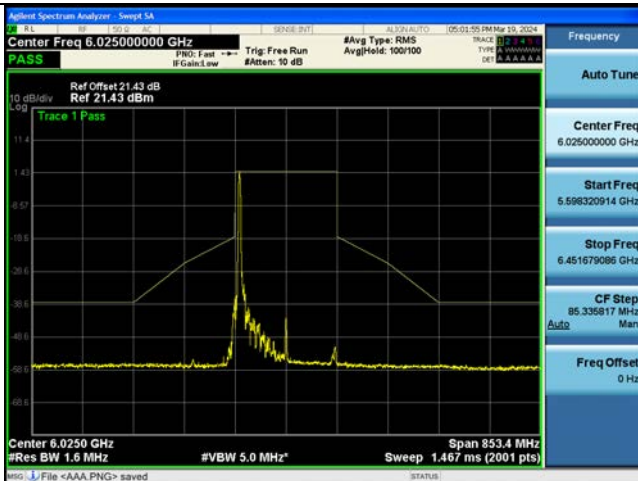


802.11ax HE80 Ch.167(6785 MHz) SU



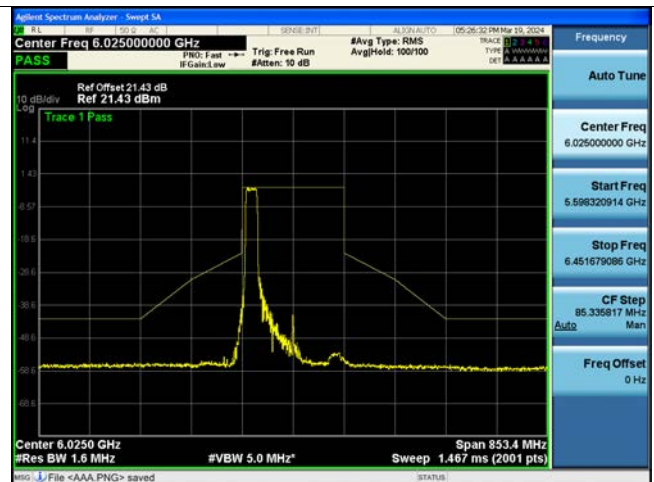
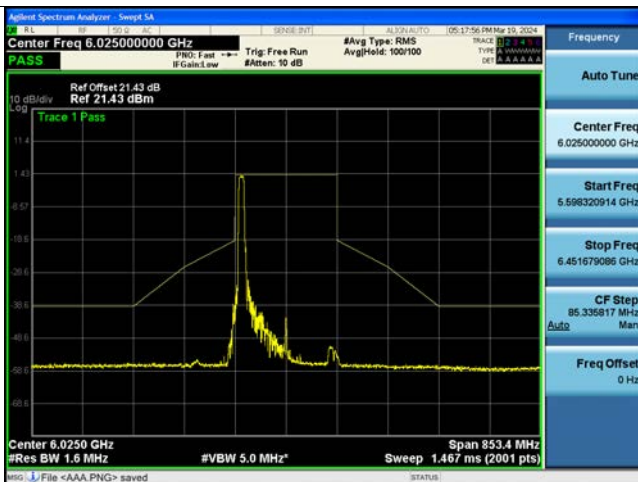
802.11ax HE160, 80_L Ch.15(6025 MHz) 26 Tones 0 RU

802.11ax HE160, 80_L Ch.15(6025 MHz) 52 Tones 37 RU



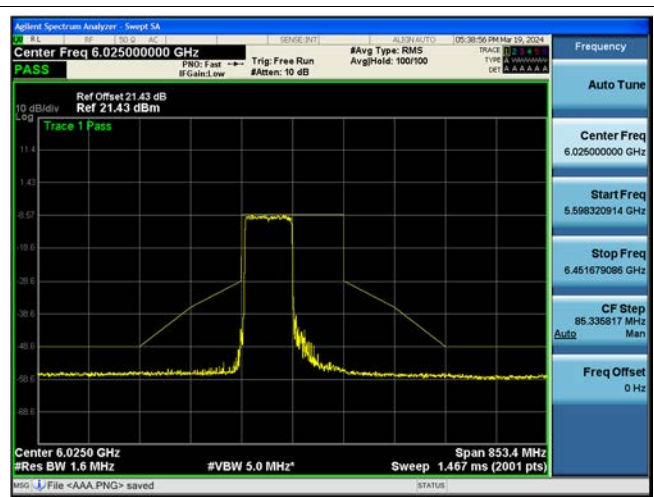
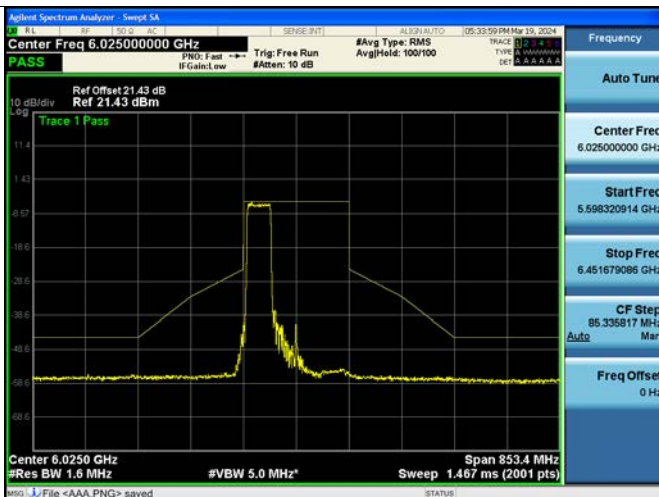
802.11ax HE160, 80_L Ch.15(6025 MHz) 106 Tones 53 RU

802.11ax HE160, 80_L Ch.15(6025 MHz) 242 Tones 61 RU

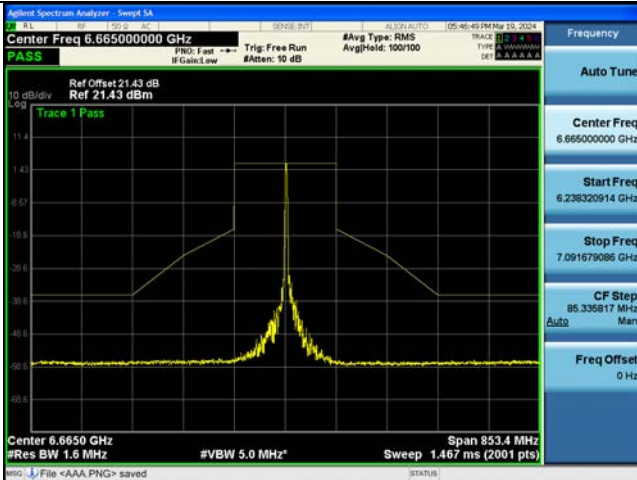


802.11ax HE160, 80_L Ch.15(6025 MHz) 484 Tones 65 RU

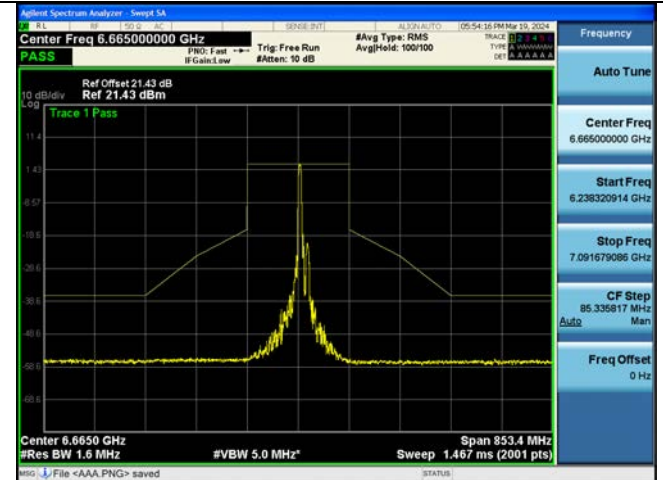
802.11ax HE160, 80_L Ch.15(6025 MHz) 996 Tones 67 RU



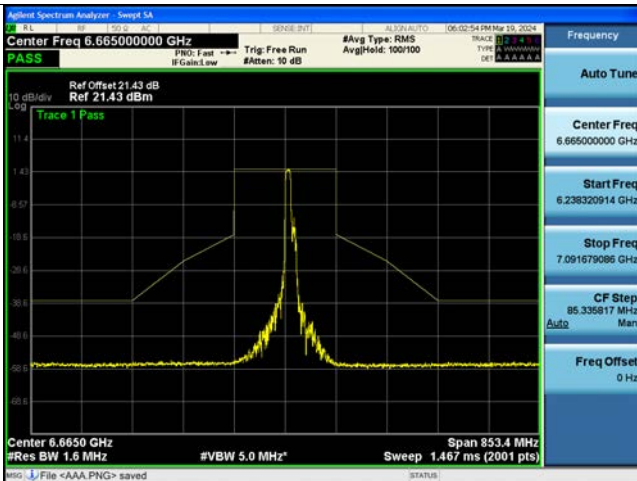
802.11ax HE160, 80_U Ch.143(6665 MHz) 26 Tones 0 RU



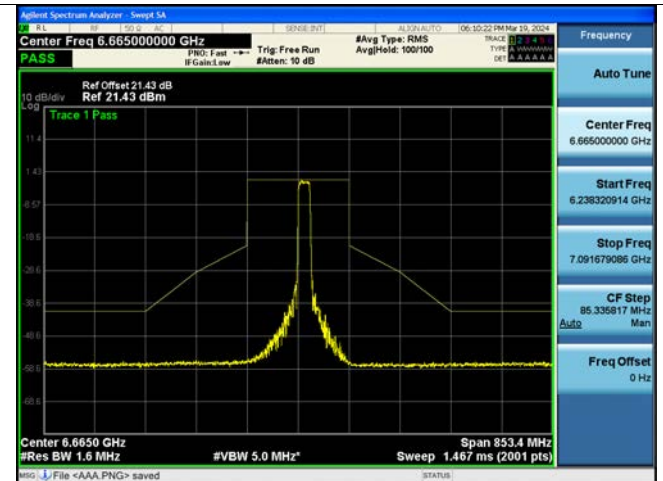
802.11ax HE160, 80_U Ch.143(6665 MHz) 52 Tones 37 RU



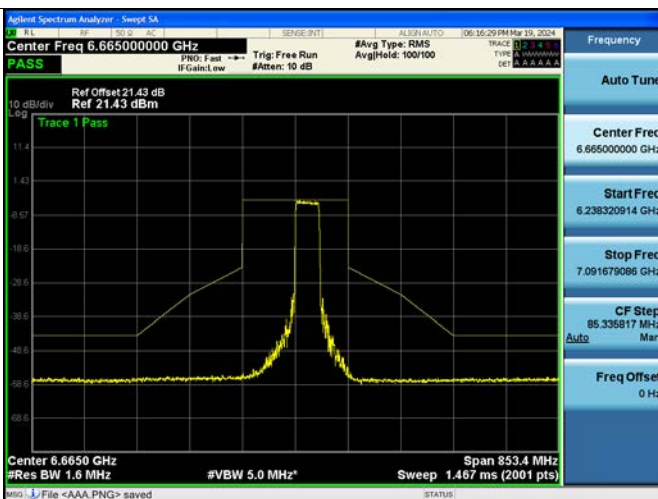
802.11ax HE160, 80_U Ch.143(6665 MHz) 106 Tones 53 RU



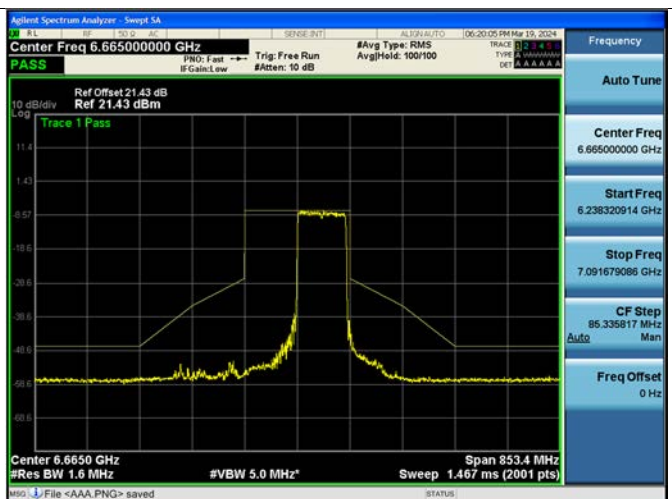
802.11ax HE160, 80_U Ch.143(6665 MHz) 242 Tones 61 RU



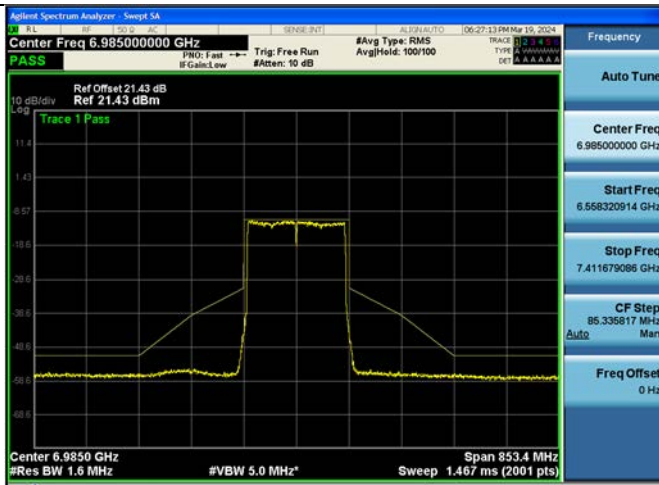
802.11ax HE160, 80_U Ch.143(6665 MHz) 484 Tones 65 RU



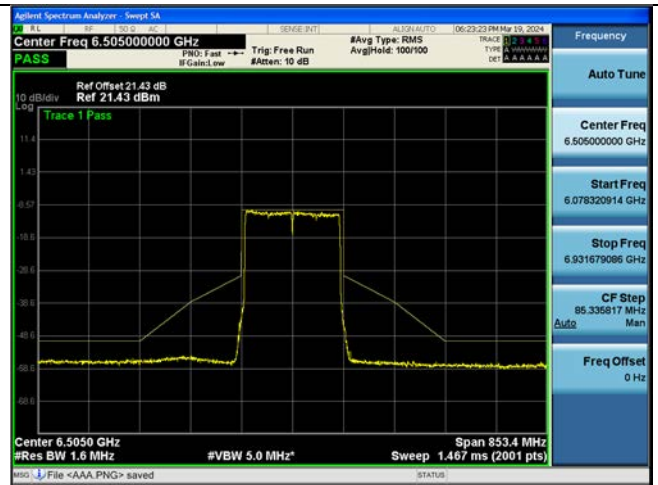
802.11ax HE160, 80_U Ch.143(6665 MHz) 996 Tones 67 RU



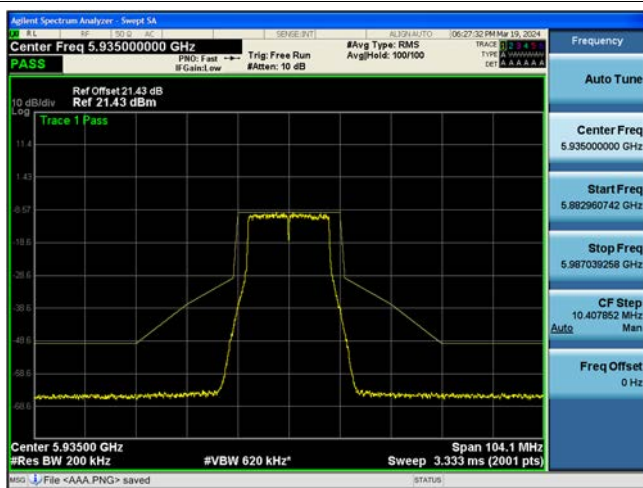
Bandwidth 160M, Ch. 207(6985 MHz) SU



Bandwidth 160M, Ch. 111(6505 MHz) 2x996 Tones 68 RU



802.11a Ch.2(5935 MHz)

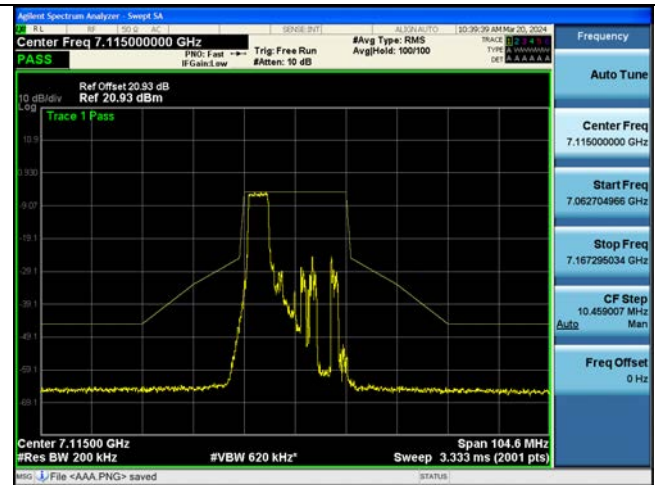


[Ant.2]

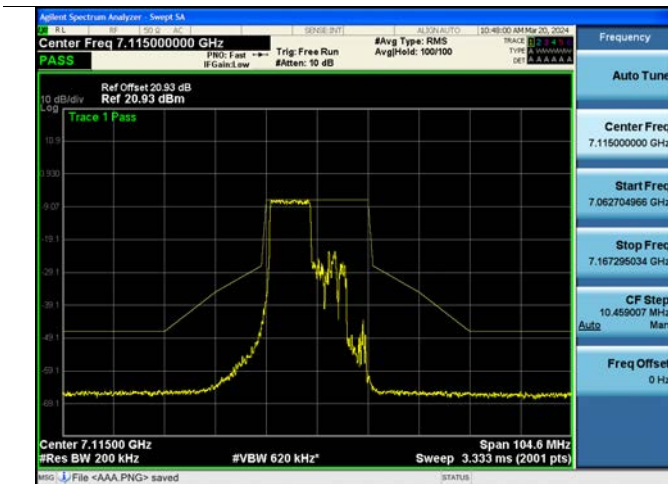
802.11ax HE20 Ch.233(7115 MHz) 26 Tones 0 RU



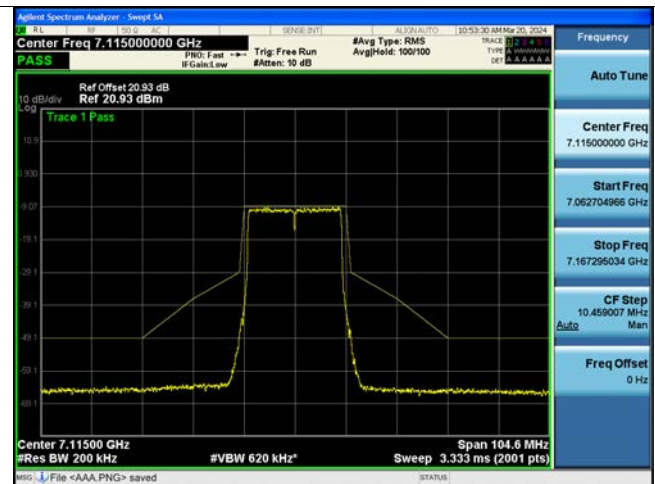
802.11ax HE20 Ch.233(7115 MHz) 52 Tones 37 RU



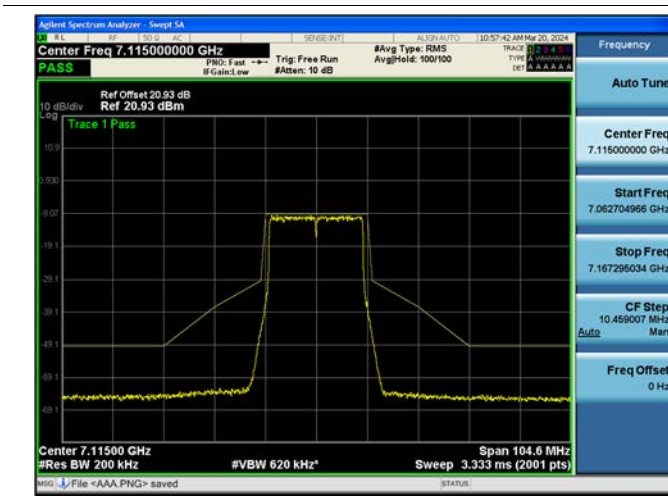
802.11ax HE20 Ch.233(7115 MHz) 106 Tones 53 RU



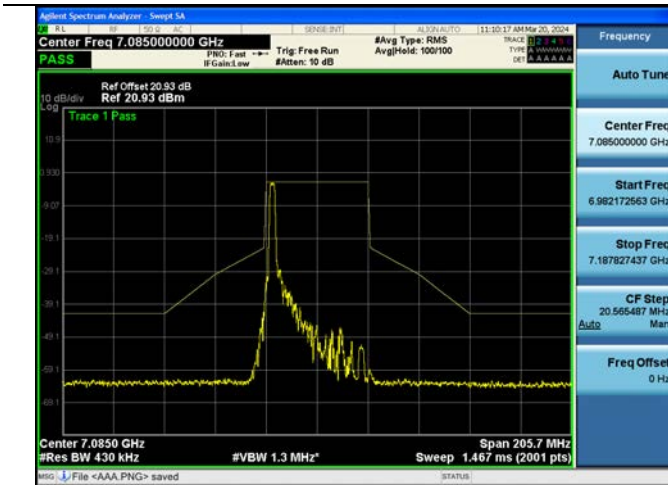
802.11ax HE20 Ch.233(7115 MHz) 242 Tones 61 RU



802.11ax HE20 Ch.233(7115 MHz) SU



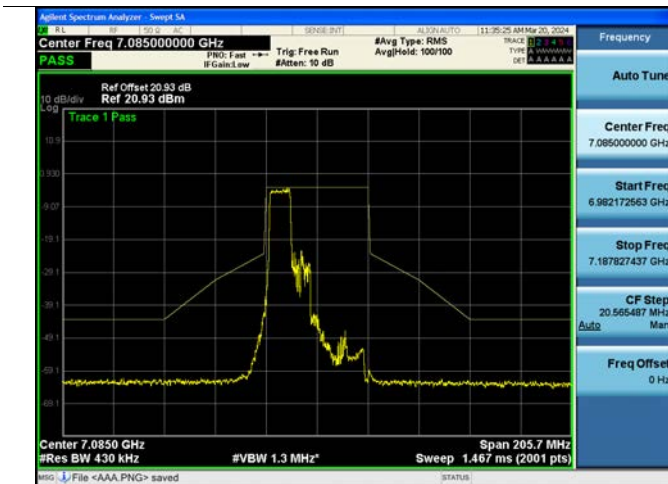
802.11ax HE40 Ch.227(7085 MHz) 26 Tones 0 RU



802.11ax HE40 Ch.227(7085 MHz) 52 Tones 37 RU



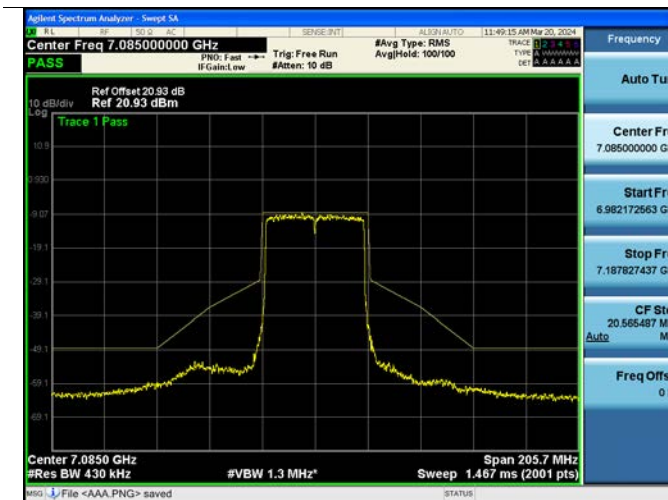
802.11ax HE40 Ch.227(7085 MHz) 106 Tones 53 RU



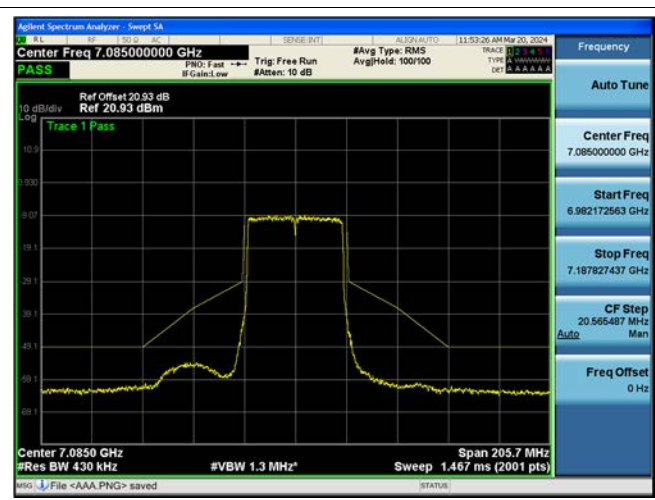
802.11ax HE40 Ch.227(7085 MHz) 242 Tones 61 RU



802.11ax HE40 Ch.227(7085 MHz) 484 Tones 65 RU

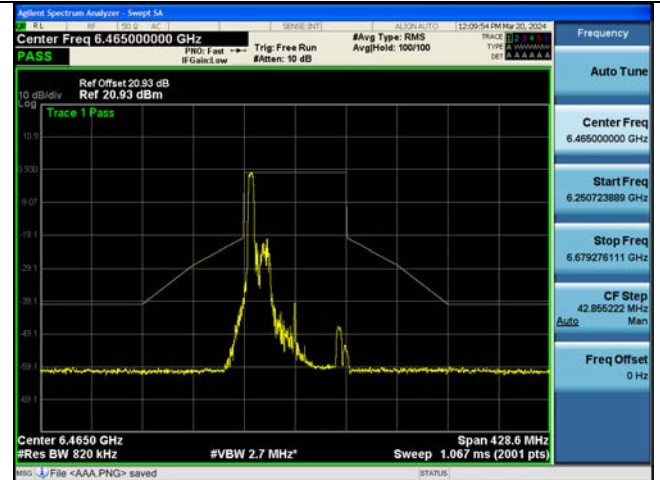
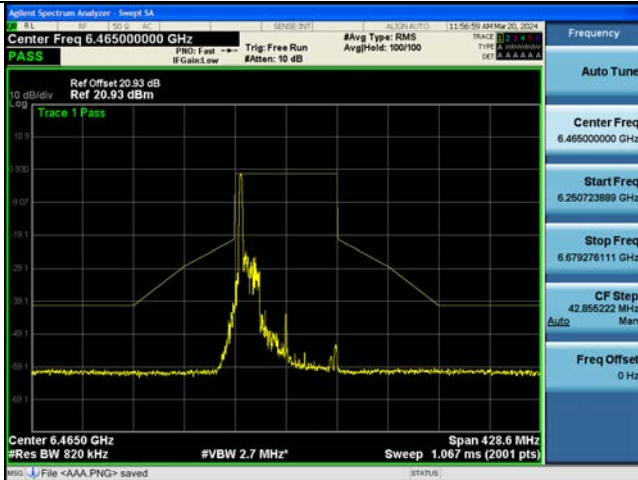


802.11ax HE40 Ch.227(7085 MHz) SU



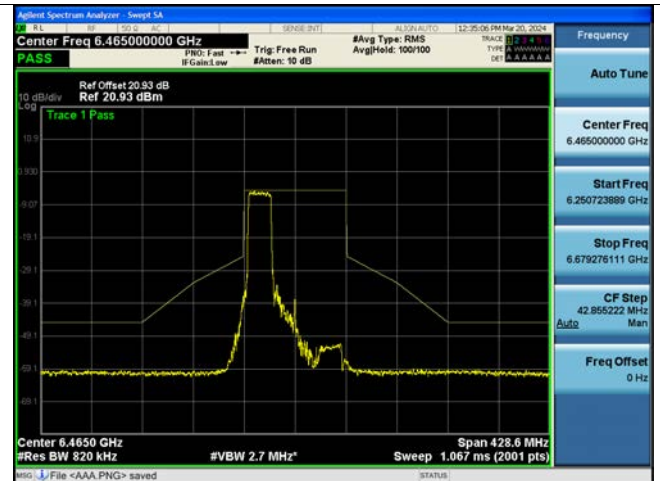
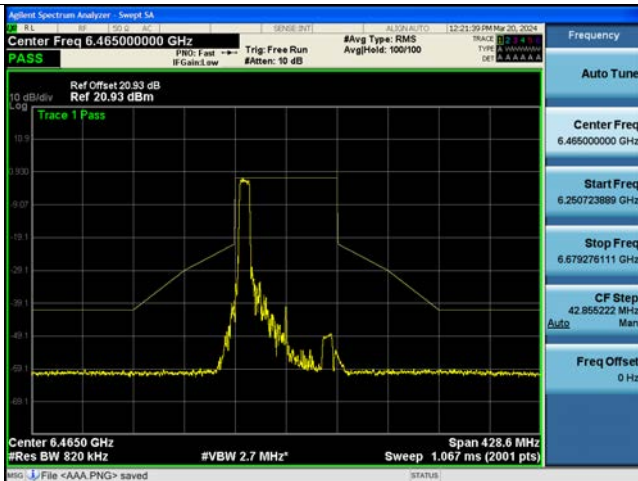
802.11ax HE80 Ch.103(6465 MHz) 26 Tones 0 RU

802.11ax HE80 Ch.103(6465 MHz) 52 Tones 37 RU



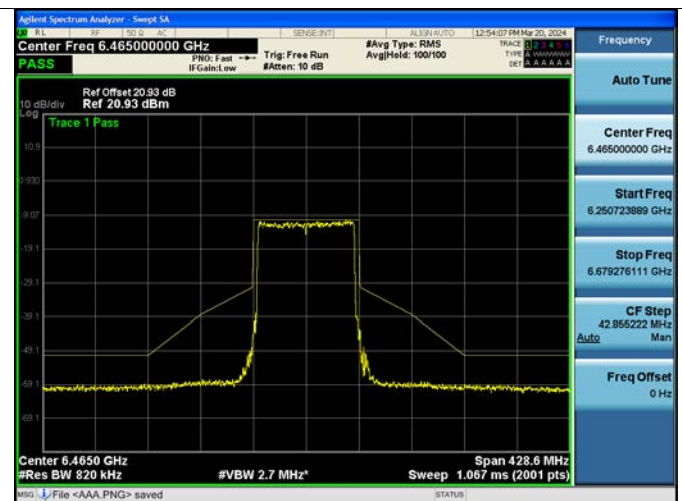
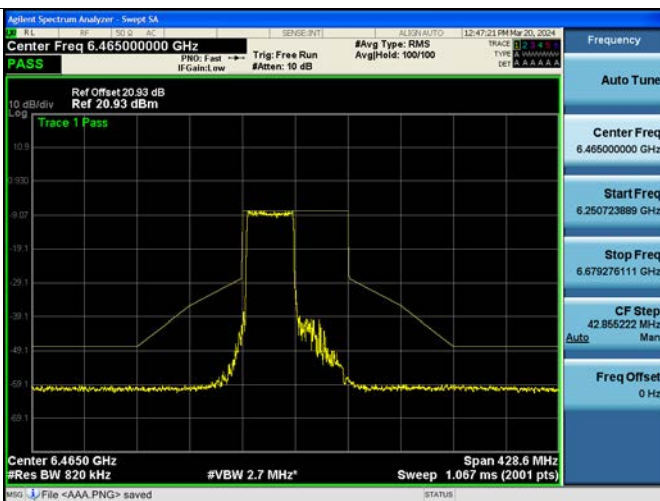
802.11ax HE80 Ch.103(6465 MHz) 106 Tones 53 RU

802.11ax HE80 Ch.103(6465 MHz) 242 Tones 61 RU

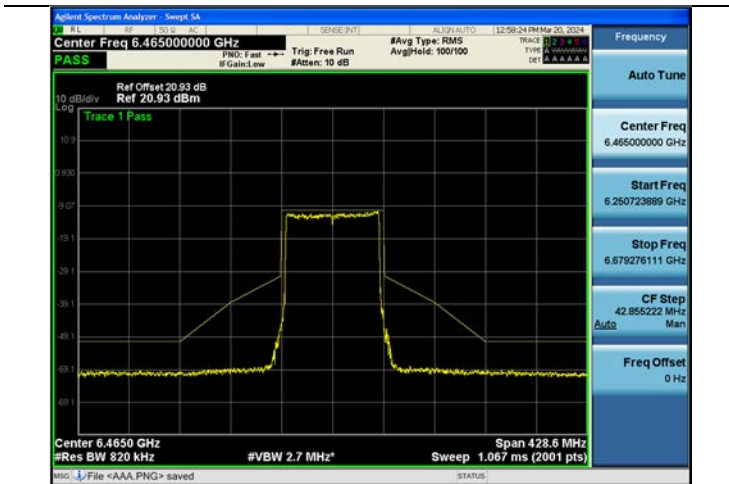


802.11ax HE80 Ch.103(6465 MHz) 484 Tones 65 RU

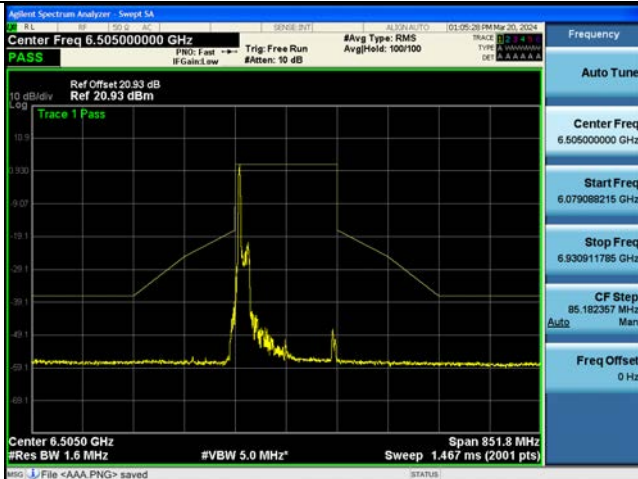
802.11ax HE80 Ch.103(6465 MHz) 996 Tones 67 RU



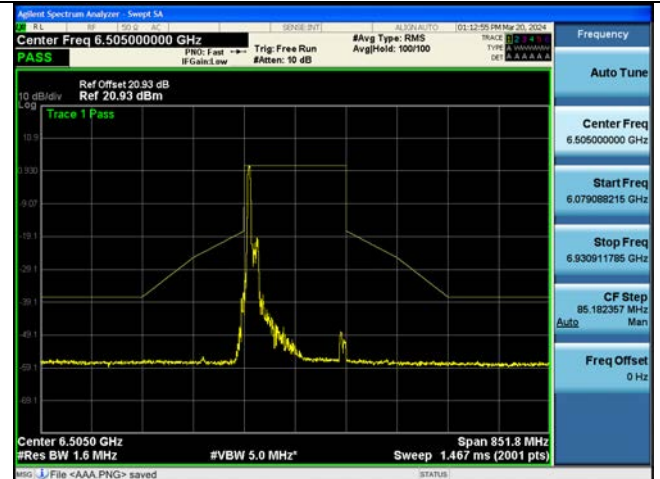
802.11ax HE80 Ch.103(6465 MHz) SU



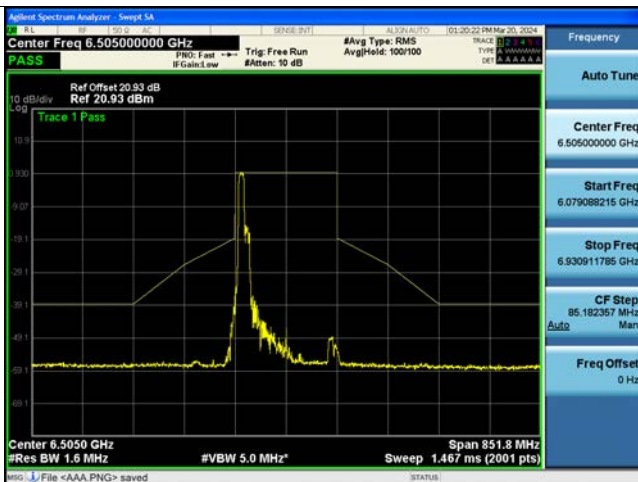
802.11ax HE160, 80_L Ch.111(6505 MHz) 26 Tones 0 RU



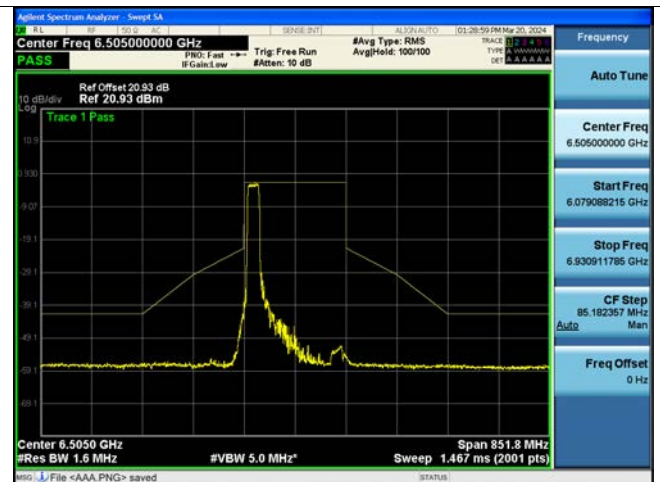
802.11ax HE160, 80_L Ch.111(6505 MHz) 52 Tones 37 RU



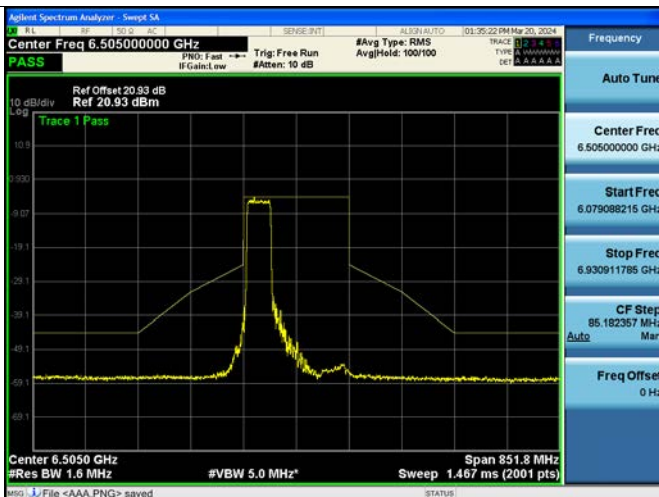
802.11ax HE160, 80_L Ch.111(6505 MHz) 106 Tones 53 RU



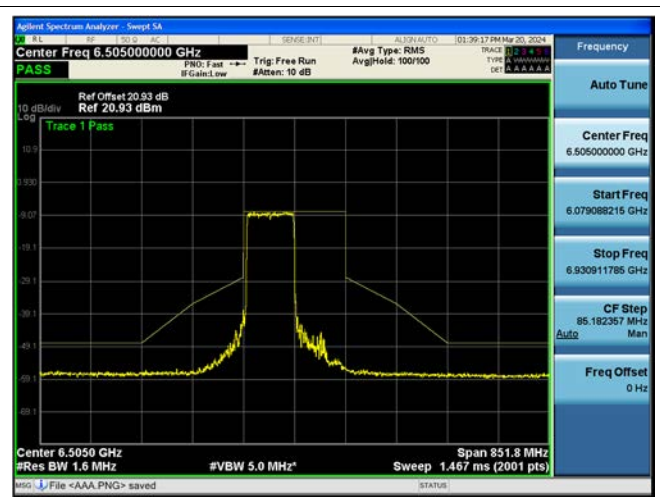
802.11ax HE160, 80_L Ch.111(6505 MHz) 242 Tones 61 RU



802.11ax HE160, 80_L Ch.111(6505 MHz) 484 Tones 65 RU

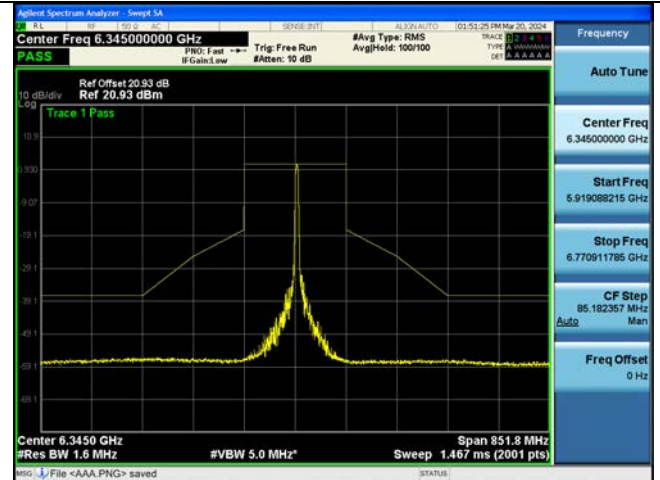
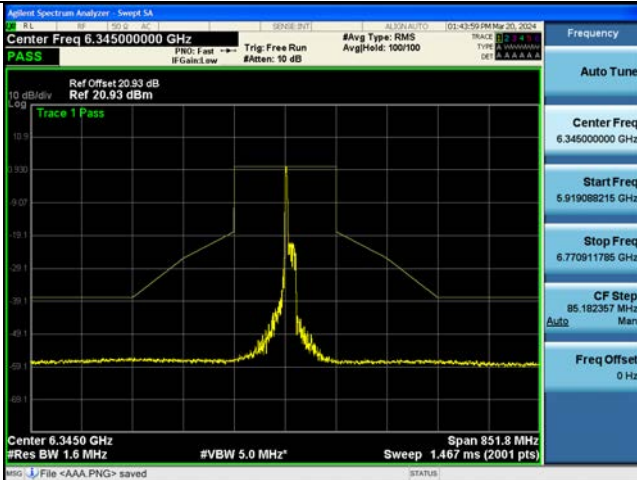


802.11ax HE160, 80_L Ch.111(6505 MHz) 996 Tones 67 RU



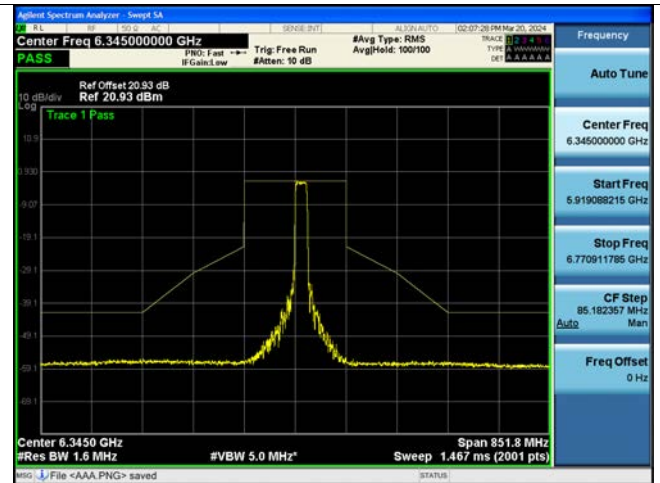
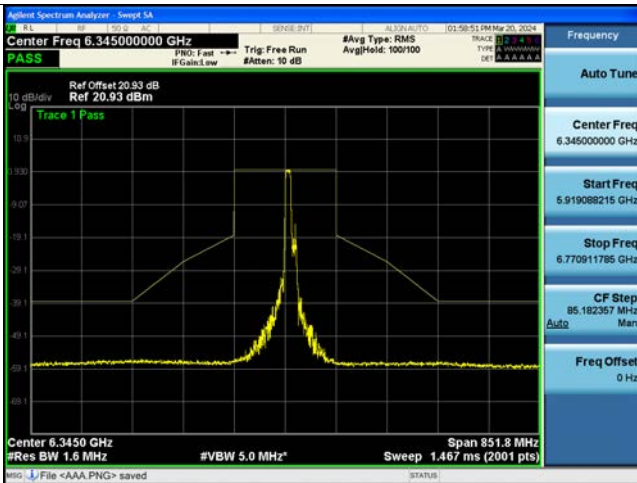
802.11ax HE160, 80_U Ch.79(6345 MHz) 26 Tones 0 RU

802.11ax HE160, 80_U Ch.79(6345 MHz) 52 Tones 37 RU



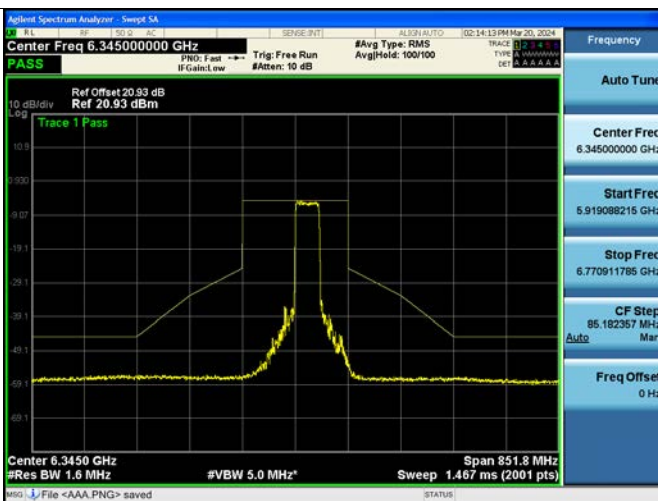
802.11ax HE160, 80_U Ch.79(6345 MHz) 106 Tones 53 RU

802.11ax HE160, 80_U Ch.79(6345 MHz) 242 Tones 61 RU

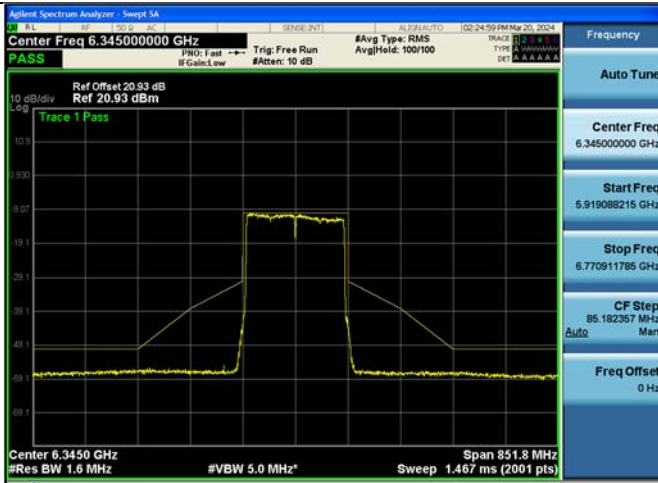


802.11ax HE160, 80_U Ch.79(6345 MHz) 484 Tones 65 RU

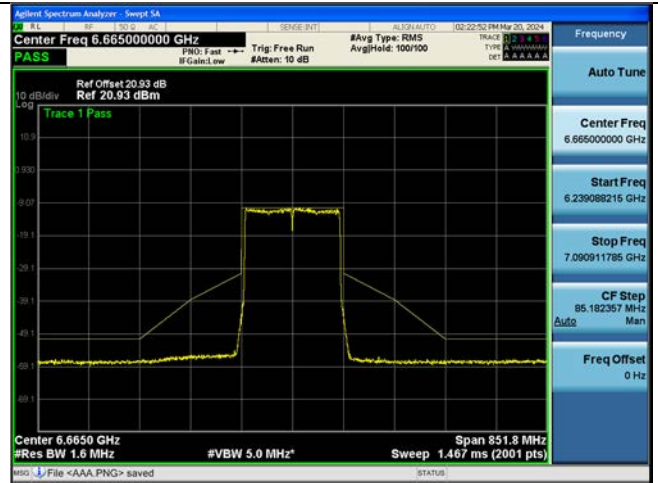
802.11ax HE160, 80_U Ch.79(6345 MHz) 996 Tones 67 RU



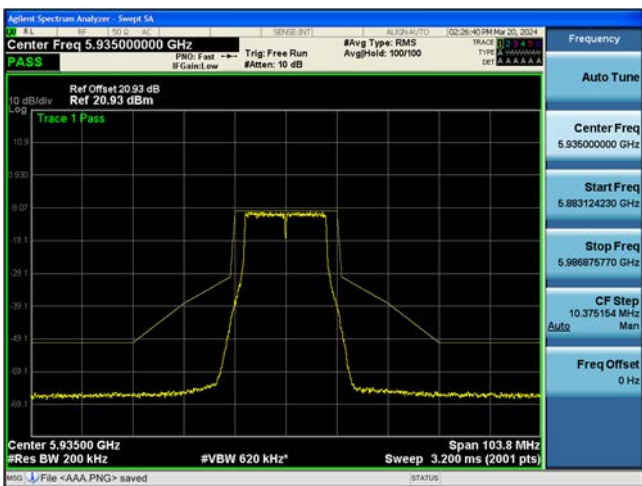
Bandwidth 160M, Ch. 79(6345 MHz) SU



Bandwidth 160M, Ch. 143(6665 MHz) 2x996 Tones 68 RU



802.11a Ch.2(5935 MHz)



10.7 Contention Based Protocol

Note:

1. In order to simplify the report, Only worst case for each band have been inserted.
2. The worst case antenna gain(Minimum Gain) is selected from the table.
3. The lowest gain according to the incumbent frequency is applied.
4. Bandwidth Reduction was used for incumbent avoidance.
5. This device doesn't support Channel Puncturing in the 6GHz Wi-Fi bands

Band	Ant 1 Gain (dBi)	Ant 2 Gain (dBi)
UNII-5	6.125 MHz: -10.17	-
	6.225 MHz: -10.05	
UNII-6	6.425 MHz: -11.19	-
	6.525 MHz: -11.18	
UNII-7	6.625 MHz: -11.59	-
	6.725 MHz: -11.13	
UNII-8	6.925 MHz: -10.75	-
	7.025 MHz: -11.07	

- Contention-based Protocol Detection Value

Band	BW	Channel No.	Incumbent Freq (MHz)	Injected Power [dBm]	Antenna Gain [dBi]	Adjusted Power [dBm]	Detection Limit [dBm]	Margin [dB]	EUT TX Status	
UNII 5	HE20	37	6135	-92.30	-10.17	-82.13	-62.00	20.13	Ceased	
				-93.54	-10.17	-83.37	-62.00	21.37	Minimal	
				-94.42	-10.17	-84.25	-62.00	22.25	Normal	
	HE160	47	6110	-87.99	-10.17	-77.82	-62.00	15.82	Ceased	
				-89.17	-10.17	-79.00	-62.00	17.00	Minimal	
				-90.29	-10.17	-80.12	-62.00	18.12	Normal	
			6185	-80.30	-10.17	-70.13	-62.00	8.13	Ceased	
				-81.06	-10.17	-70.89	-62.00	8.89	Minimal	
				-81.97	-10.17	-71.80	-62.00	9.80	Normal	
			6250	-88.08	-10.17	-77.91	-62.00	15.91	Ceased	
				-88.93	-10.17	-78.76	-62.00	16.76	Minimal	
				-89.84	-10.17	-79.67	-62.00	17.67	Normal	
UNII 6	HE20	101	6455	-90.75	-11.19	-79.56	-62.00	17.56	Ceased	
				-90.91	-11.19	-79.72	-62.00	17.72	Minimal	
				-91.86	-11.19	-80.67	-62.00	18.67	Normal	
	HE160	111	6430	-90.01	-11.19	-78.82	-62.00	16.82	Ceased	
				-90.88	-11.19	-79.69	-62.00	17.69	Minimal	
				-91.79	-11.19	-80.60	-62.00	18.60	Normal	
			6505	-83.95	-11.19	-72.76	-62.00	10.76	Ceased	
				-84.79	-11.19	-73.60	-62.00	11.60	Minimal	
				-85.67	-11.19	-74.48	-62.00	12.48	Normal	
			6580	-87.87	-11.19	-76.68	-62.00	14.68	Ceased	
				-88.21	-11.19	-77.02	-62.00	15.02	Minimal	
				-89.15	-11.19	-77.96	-62.00	15.96	Normal	
	UNII 7	HE20	133	6615	-89.15	-11.59	-77.56	-62.00	15.56	Ceased
					-90.27	-11.59	-78.68	-62.00	16.68	Minimal
					-91.54	-11.59	-79.95	-62.00	17.95	Normal
HE160		143	6590	-89.30	-11.59	-77.71	-62.00	15.71	Ceased	
				-89.86	-11.59	-78.27	-62.00	16.27	Minimal	
				-90.99	-11.59	-79.40	-62.00	17.40	Normal	
			6665	-81.86	-11.59	-70.27	-62.00	8.27	Ceased	
				-82.54	-11.59	-70.95	-62.00	8.95	Minimal	
				-83.69	-11.59	-72.10	-62.00	10.10	Normal	
			6740	-88.03	-11.13	-76.90	-62.00	14.90	Ceased	
				-89.01	-11.13	-77.88	-62.00	15.88	Minimal	
				-89.75	-11.13	-78.62	-62.00	16.62	Normal	

Band	BW	Channel No.	Incumbent Freq (MHz)	Injected Power [dBm]	Antenna Gain [dBi]	Adjusted Power [dBm]	Detection Limit [dBm]	Margin [dB]	EUT TX Status
UNII 8	HE20	189	6895	-82.86	-10.75	-72.11	-62.00	10.11	Ceased
				-83.66	-10.75	-72.91	-62.00	10.91	Minimal
				-84.53	-10.75	-73.78	-62.00	11.78	Normal
	HE160	207	6910	-85.63	-10.75	-74.88	-62.00	12.88	Ceased
				-86.42	-10.75	-75.67	-62.00	13.67	Minimal
				-87.34	-10.75	-76.59	-62.00	14.59	Normal
			6985	-79.51	-11.07	-68.44	-62.00	6.44	Ceased
				-80.39	-11.07	-69.32	-62.00	7.32	Minimal
				-80.98	-11.07	-69.91	-62.00	7.91	Normal
			7060	-83.92	-11.07	-72.85	-62.00	10.85	Ceased
				-85.08	-11.07	-74.01	-62.00	12.01	Minimal
				-86.11	-11.07	-75.04	-62.00	13.04	Normal

Note:

1. KDB 987594 D02, contention based protocol was tested using an AWGN signal with a bandwidth of 10MHz.
The amplitude of the signal was increased until detected by the EUT, signaled by the ceasing of transmission, marker indicates the point at which the AWGN signal is introduced.
2. Injected Power(dBm) = Actual power of AWGN injected into the antenna port(dBm) + Path Loss(dB)
3. Adjusted Power(dBm) = Injected Power(dBm) – Antenna Gain(dBi)
4. In order to simplify the report, attached were only the worst-case plots.

- Incumbent Detection Result

Band	BW	Channel No.	Incumbent Freq (MHz)	Injected Power [dBm]	Antenna Gain [dBi]	Adjusted Power [dBm]	Detection Limit [dBm]	Margin [dB]
UNII 5	HE20	37	6135	-92.30	-10.17	-82.13	-62.00	20.13
	HE160	47	6110	-87.99	-10.17	-77.82	-62.00	15.82
			6185	-80.30	-10.17	-70.13	-62.00	8.13
			6250	-88.08	-10.17	-77.91	-62.00	15.91
UNII 6	HE20	101	6455	-90.75	-11.19	-79.56	-62.00	17.56
	HE160	111	6430	-90.01	-11.19	-78.82	-62.00	16.82
			6505	-83.95	-11.19	-72.76	-62.00	10.76
UNII 7	HE20	133	6615	-89.15	-11.59	-77.56	-62.00	15.56
	HE160	143	6590	-89.30	-11.59	-77.71	-62.00	15.71
			6665	-81.86	-11.59	-70.27	-62.00	8.27
			6740	-88.03	-11.13	-76.90	-62.00	14.90
UNII 8	HE20	197	6935	-82.86	-10.75	-72.11	-62.00	10.11
	HE160	207	6910	-85.63	-10.75	-74.88	-62.00	12.88
			6985	-79.51	-11.07	-68.44	-62.00	6.44
			7060	-83.92	-11.07	-72.85	-62.00	10.85

Note:

1. KDB 987594 D02, contention based protocol was tested using an AWGN signal with a bandwidth of 10MHz.
The amplitude of the signal was increased until detected by the EUT, signaled by the ceasing of transmission, marker indicates the point at which the AWGN signal is introduced.
2. Injected Power(dBm) = Actual power of AWGN injected into the antenna port(dBm) + Path Loss(dB)
3. Adjusted Power(dBm) = Injected Power(dBm) – Antenna Gain(dBi)
4. In order to simplify the report, attached were only the worst-case plots.

- Detection probability evaluation table Result

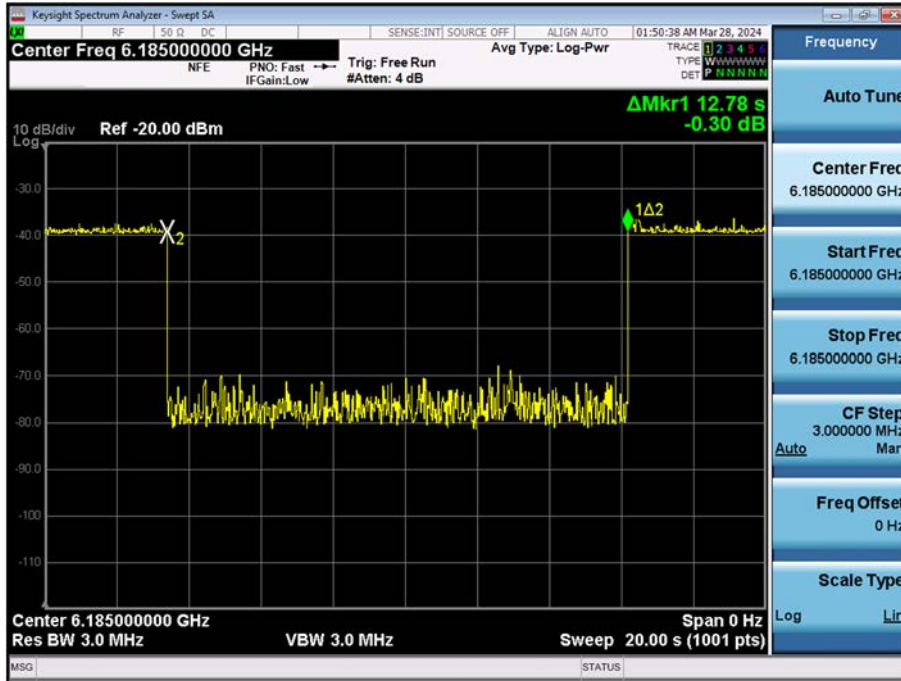
Band	BW	Channel No.	Center Frequency (MHz)	Incumbent Frequency (MHz)	Adjusted Power [dBm]	1	2	3	4	5	6	7	8	9	10	AWGN Detection Probability (%)	Limit Probability (%)
UNII 5	HE20	37	6135	6135	-82.13	o	o	o	o	o	o	o	o	o	o	100	90
	HE160	47	6185	6110	-77.82	o	o	o	o	o	o	o	o	o	o	100	90
				6185	-70.13	o	o	o	o	o	o	o	o	o	o	100	90
				6250	-77.91	o	o	o	o	o	o	o	o	o	o	o	100
UNII 6	HE20	101	6455	6455	-79.56	o	o	o	o	o	o	o	o	o	o	100	90
	HE160	111	6505	6430	-78.82	o	o	o	o	o	o	o	o	o	o	100	90
				6505	-72.76	o	o	o	o	o	o	o	o	o	o	100	90
				6580	-76.68	o	o	o	o	o	o	o	o	o	o	100	90
UNII 7	HE20	133	6615	6615	-77.56	o	o	o	o	o	o	o	o	o	o	100	90
	HE160	143	6665	6590	-77.71	o	o	o	o	o	o	o	o	o	o	100	90
				6665	-70.27	o	o	o	o	o	o	o	o	o	o	100	90
				6740	-76.90	o	o	o	o	o	o	o	o	o	o	100	90
UNII 8	HE20	197	6935	6935	-72.11	o	o	o	o	o	o	o	o	o	o	100	90
	HE160	207	6985	6910	-74.88	o	o	o	o	o	o	o	o	o	o	100	90
				6985	-68.44	o	o	o	o	o	o	o	o	o	o	100	90
				7060	-72.85	o	o	o	o	o	o	o	o	o	o	100	90

☑ Test Plots(Contention Based Protocol)

Incumbent Detection Result

UNII 5

802.11ax HE160 Ch.47(6185 MHz) Incumbent signal (Ceased)

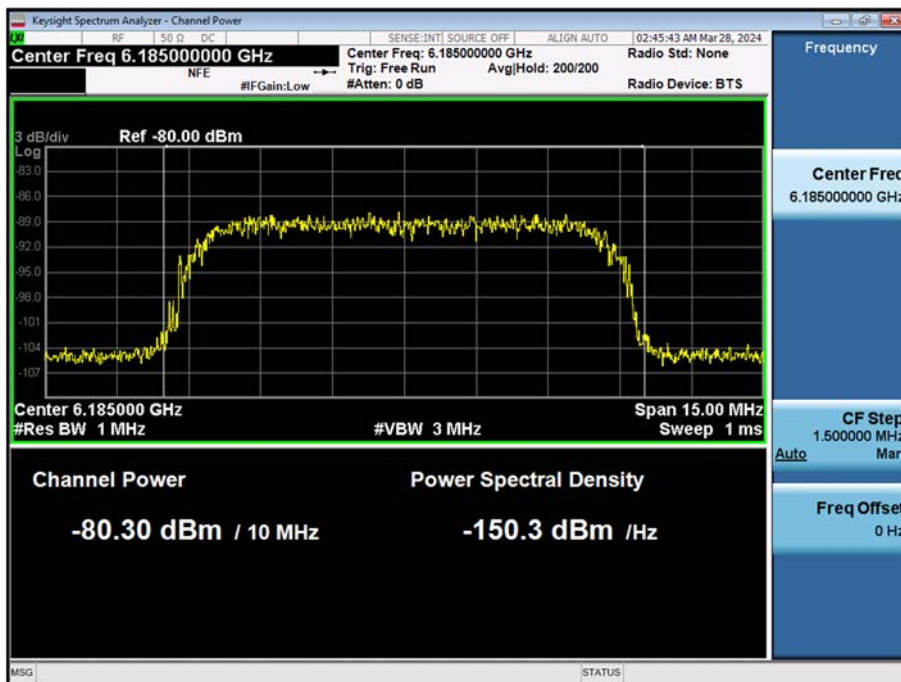


Note :

Marker 2 : AWGN Signal On

Marker 1Δ2 : AWGN signal Off (limit > 10s)

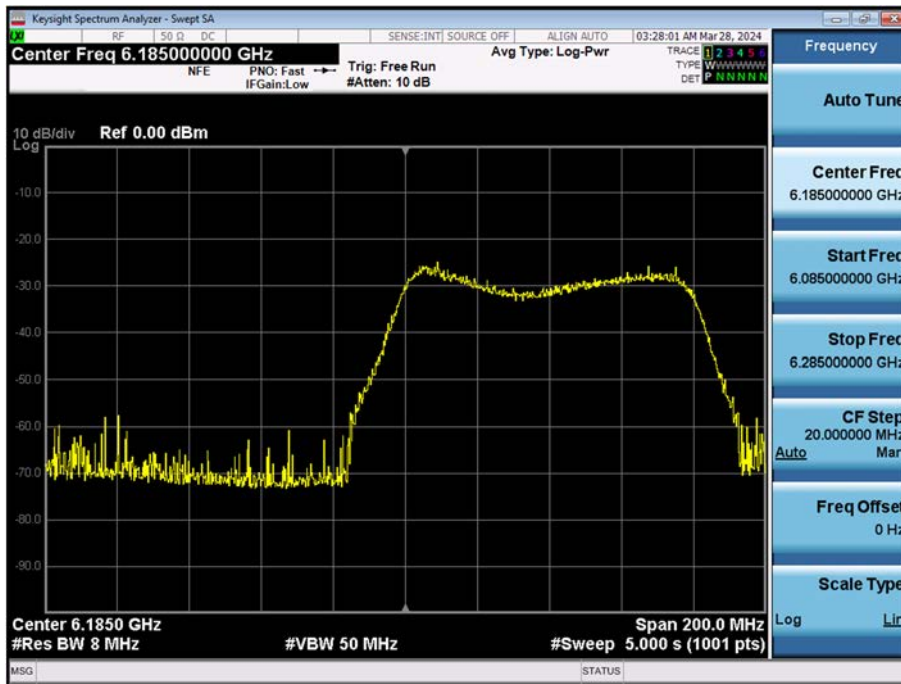
802.11ax HE160 Ch.47(6185 MHz) Detection Level



Bandwidth reduction plot (AWGN injected at low end)

: A 10 MHz AWGN signal (centered at 6110 MHz) is injected.

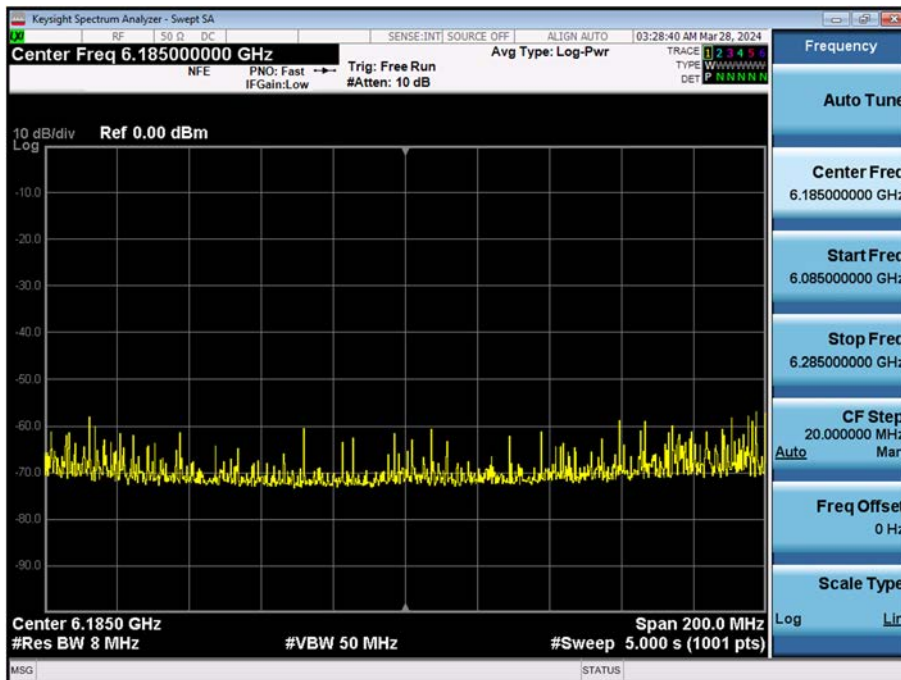
The channel reduces to an 80 MHz channel centered around 6225 MHz.



Bandwidth reduction plot (AWGN injected at center)

: A 10 MHz AWGN signal (centered at 6185 MHz) is injected.

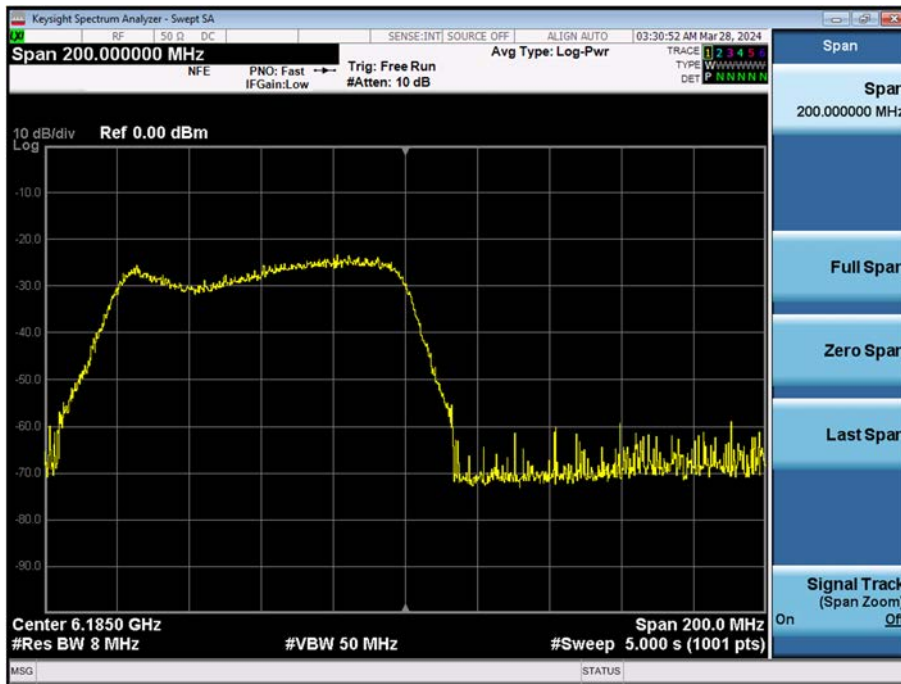
The channel completely ceases operation.



Bandwidth reduction plot (AWGN injected at high end)

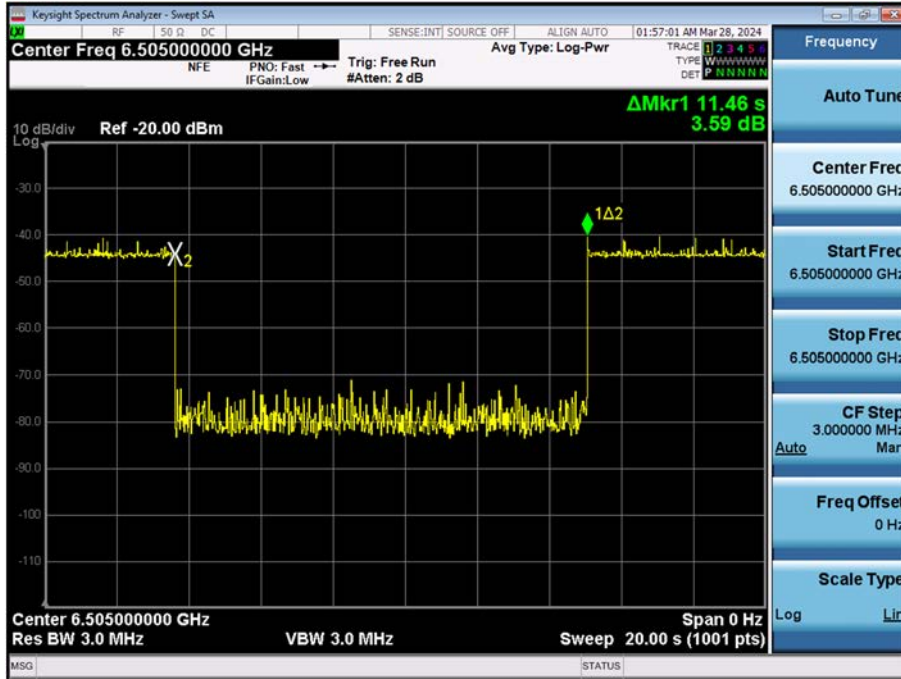
: A 10 MHz AWGN signal (centered at 6250 MHz) is injected.

The channel reduces to a 80 MHz channel centered around 6145 MHz.



UNII 6

802.11ax HE160 Ch.111(6505 MHz) Incumbent signal (Ceased)

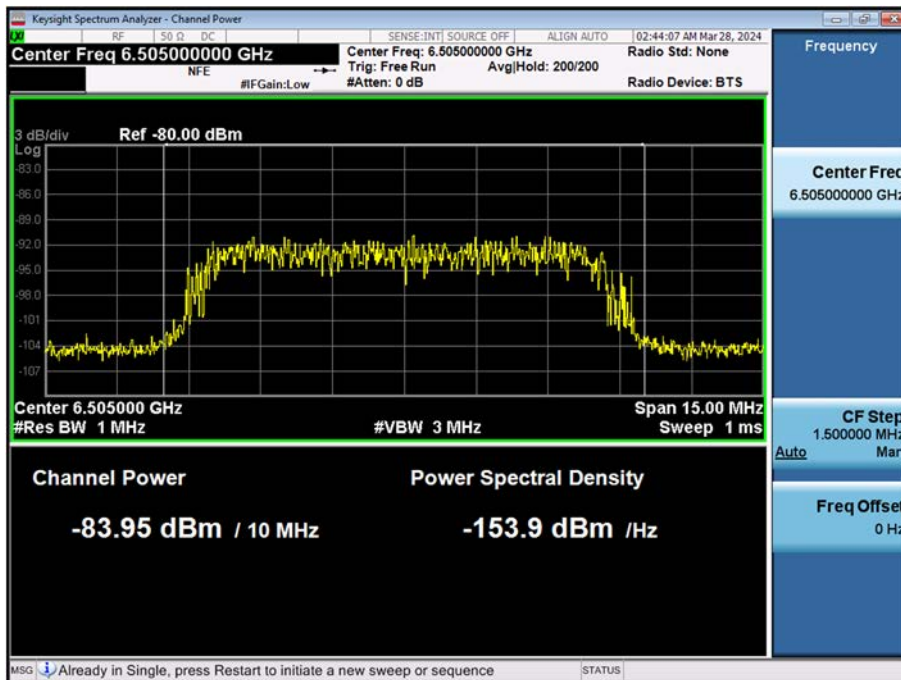


Note :

Marker 2 : AWGN Signal On

Marker 1△2 : AWGN signal Off (limit > 10s)

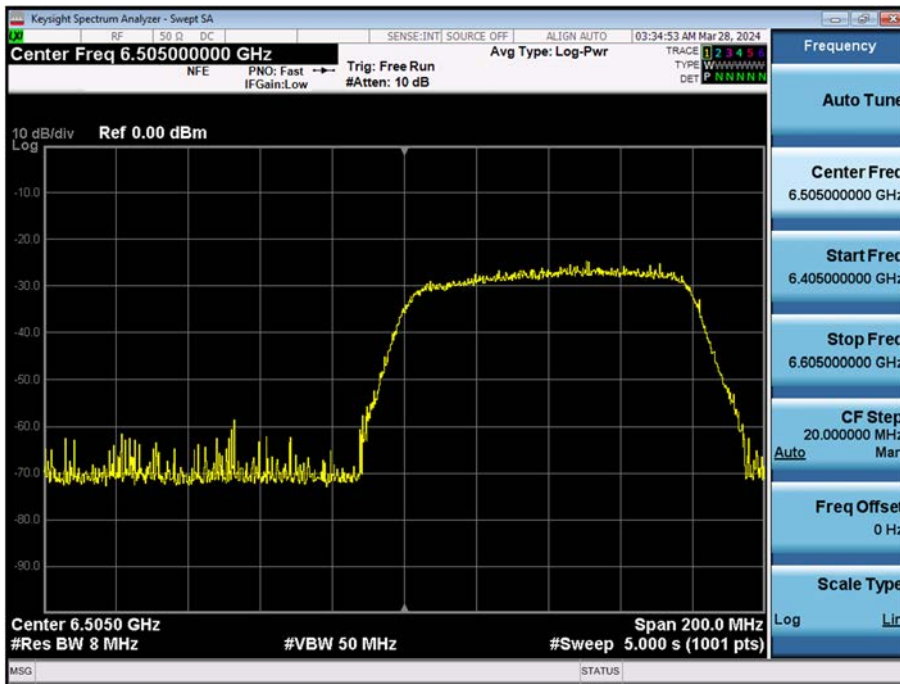
802.11ax HE160 Ch.111(6505 MHz) Detection Level



Bandwidth reduction plot (AWGN injected at low end)

: A 10 MHz AWGN signal (centered at 6430 MHz) is injected.

The channel reduces to an 80 MHz channel centered around 6545 MHz.



Bandwidth reduction plot (AWGN injected at center)

: A 10 MHz AWGN signal (centered at 6505 MHz) is injected.

The channel completely ceases operation.

