



HCT Co., Ltd.

74, Seoicheon-ro 578beon-gil, Majang-myeon, Icheon-si, Gyeonggi-do, 17383 KOREA
Tel. +82 31 634 6300 Fax. +82 31 645 6401

Appendix A: Test Setup Photo

FCC ID: A3LSMF741U

File No.
HCT-SR-2404-FC004-P

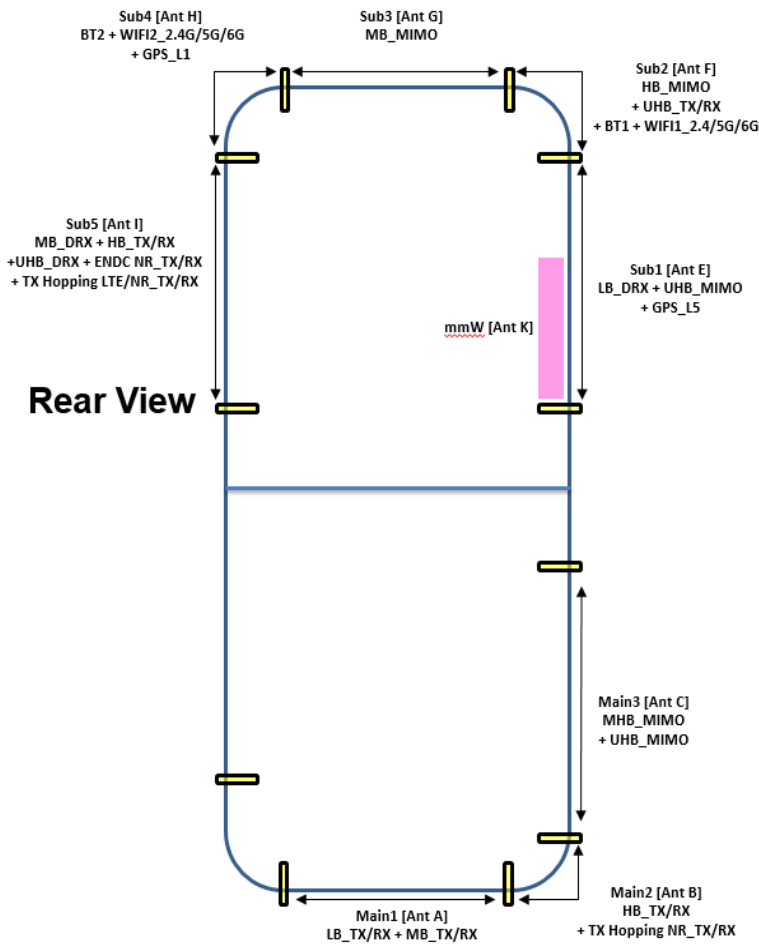
REVISION HISTORY

The revision history for this document is shown in table.

Revision No.	Date of Issue	Description
0	May. 02, 2024	Initial Release

- DUT Antenna Information

* Placement of Each Antenna




Tx Antenna Information

Ant	Support Band List
MAIN1 [Ant A]	TX/RX - GSM 850/1900, WCDMA B2/4/5 - LTE B2/4/5/12/13/14/25/26/66/71 - NR n2/5/12/25/26/66/70/71 PRX - LTE B29 PRX Only - NR n29 PRX Only
MAIN2 [Ant B]	TX/RX - LTE B7/30/38/41 - NR n7/30 DRX - NR n38/41 TX (SRS only) - NR n41(SRS2) TX/RX(Only TX Hopping) - NR n38(Only TX Hopping)
MAIN3 [Ant C]	PRX MIMO - LTE B2/4/7/25/30/38/41/66 - NR n2/7/25/30/66/70 DRX MIMO - LTE B48 - NR n38/41/48/77/78 TX (SRS only) - NR n41(SRS4), n48/77/78(SRS4)
SUB1 [Ant E]	DRX - GSM 850, WCDMA B5 - LTE B5/12/13/14/26/29/71 - NR n5/12/26/29/71 PRX MIMO - LTE B48 - NR n48/77/78 TX (SRS only) - NR n48/77/78(SRS3) GPS L5
SUB2 [Ant F]	TX/RX - LTE B48 - NR n48/77/78 PRX MIMO - NR n38/41 DRX MIMO - LTE B7/30/38/41 - NR n7/30 TX (SRS only) - NR n41(SRS3) Bluetooth Ant1, Wi-Fi Ant1 2.4G/5G/6G
SUB3 [Ant G]	DRX MIMO - LTE B2/4/25/66 - NR N2/25/66/70
SUB4 [Ant H]	Bluetooth Ant2, Wi-Fi Ant2 2.4G/5G/6G GPS_L1
SUB5 [Ant I]	TX/RX - NR n38/41 DRX - GSM1900, WCDMA B2/4 - LTE B2/4/7/25/30/38/41/48/66 - NR n2/7/25/30/48/66/70/77/78 TX (SRS only) - NR n48/77/78(SRS2) TX/RX(Only MHB-MHB EN-DC or TX Hopping) - LTE B2/4/7/25/30/38/41/66 (Only TX Hopping) - NR n2/7/25/30/66/70 (EN-DC and TX Hopping)
mmW [Ant K]	TX/RX NR mmW n258/260/261



- SAR Test Setup Photo.

1. Head

1.1 Left All





1.2 Left Touch / Left Tilt



1.3 Right All



1.4 Right Touch / Right Tilt



2. Body(Open)

2.1 Body All (SAM Phantom)



2.2 Body Rear




Distance of 0 mm from the EUT




Distance of 10 mm from the EUT

2.3 Body Front



Distance of 0 mm from the EUT




Distance of 10 mm from the EUT

2.4 Body Left



Distance of 0 mm from the EUT



Distance of 10 mm from the EUT

2.5 Body Right



Distance of 0 mm from the EUT




Distance of 10 mm from the EUT

2.6 Body Top



Distance of 0 mm from the EUT




Distance of 10 mm from the EUT

2.7 Body Bottom




Distance of 0 mm from the EUT




Distance of 10 mm from the EUT

3. Body(Close)


3.1 Body All (SAM Phantom)



3.2 Body Rear



Distance of 5 mm from the EUT



Distance of 10 mm from the EUT

3.3 Body Front



Distance of 5 mm from the EUT



Distance of 10 mm from the EUT

3.4 Body Left




Distance of 5 mm from the EUT

3.5 Body Right



Distance of 5 mm from the EUT

3.6 Body Top



Distance of 5 mm from the EUT

3.7 Body Bottom



Distance of 5 mm from the EUT