



**APPENDIX D: TEST SETUP PHOTOGRAPHS**

<b>FCC ID:</b> A3LSMF731U	<b>PART 2 RF EXPOSURE EVALUATION REPORT</b>	<b>Approved by:</b> Technical Manager
<b>DUT Type:</b> Portable Handset		APPENDIX D: Page 1 of 8




**Test Setup Photo 1 – Conducted Test Setup (Figure 6-1a)**




**Test Setup Photo 2 – Conducted Test Setup (Figure 6-1a)**

<p>FCC ID: A3LSMF731U</p>	<p>PART 2 RF EXPOSURE EVALUATION REPORT</p>	<p>Approved by: Technical Manager</p>
<p>DUT Type: Portable Handset</p>		<p>APPENDIX D: Page 2 of 8</p>




Test Setup Photo 3 – Conducted Test Setup (Figure 6-1b)




Test Setup Photo 4 - Conducted Test Setup (Figure 6-1a)

FCC ID: A3LSMF731U	PART 2 RF EXPOSURE EVALUATION REPORT	Approved by: Technical Manager
DUT Type: Portable Handset		APPENDIX D: Page 3 of 8






**Test Setup Photo 5 - Conducted Test Setup (Figure 6-1a)**




**Test Setup Photo 6 – Conducted Test Setup (Figure 6-1c)**

FCC ID: A3LSMF731U	PART 2 RF EXPOSURE EVALUATION REPORT	Approved by: Technical Manager
DUT Type: Portable Handset		APPENDIX D: Page 4 of 8



**Test Setup Photo 7 – Right, Cheek**



**Test Setup Photo 8 – Left, Cheek**

FCC ID: A3LSMF731U	PART 2 RF EXPOSURE EVALUATION REPORT	Approved by: Technical Manager
DUT Type: Portable Handset		APPENDIX D: Page 5 of 8




**Test Setup Photo 9 – Body, Open, Bottom Edge, 10 mm**




**Test Setup Photo 10 – Body, Closed, Back Side, 5 mm**

FCC ID: A3LSMF731U	PART 2 RF EXPOSURE EVALUATION REPORT	Approved by: Technical Manager
DUT Type: Portable Handset		APPENDIX D: Page 6 of 8






**Test Setup Photo 11 – Power Density Setup Left Edge, Open (Figure 7-2)**




**Test Setup Photo 12 – Power Density Setup Left Edge, Closed (Figure 7-2)**

FCC ID: A3LSMF731U	<b>PART 2 RF EXPOSURE EVALUATION REPORT</b>	Approved by: Technical Manager
DUT Type: Portable Handset		APPENDIX D: Page 7 of 8



**Test Setup Photo 13 – Radiated Power Measurement Setup, Open (Figure 7-1)**



**Test Setup Photo 14 – Radiated Power Measurement Setup, Closed (Figure 7-1)**

<p>FCC ID: A3LSMF731U</p>	<p>PART 2 RF EXPOSURE EVALUATION REPORT</p>	<p>Approved by: Technical Manager</p>
<p>DUT Type: Portable Handset</p>		<p>APPENDIX D: Page 8 of 8</p>