

APPENDIX I: DUT ANTENNA DIAGRAM & SAR TEST SETUP PHOTOGRAPHS

FCC ID: A3LSMF731U	SAR EVALUATION REPORT	Approved by: Technical Manager
DUT Type: Portable Handset		APPENDIX I: Page 1 of 10

Note: Exact antenna dimensions and separation distances are shown in the Technical Descriptions in the FCC Filing.

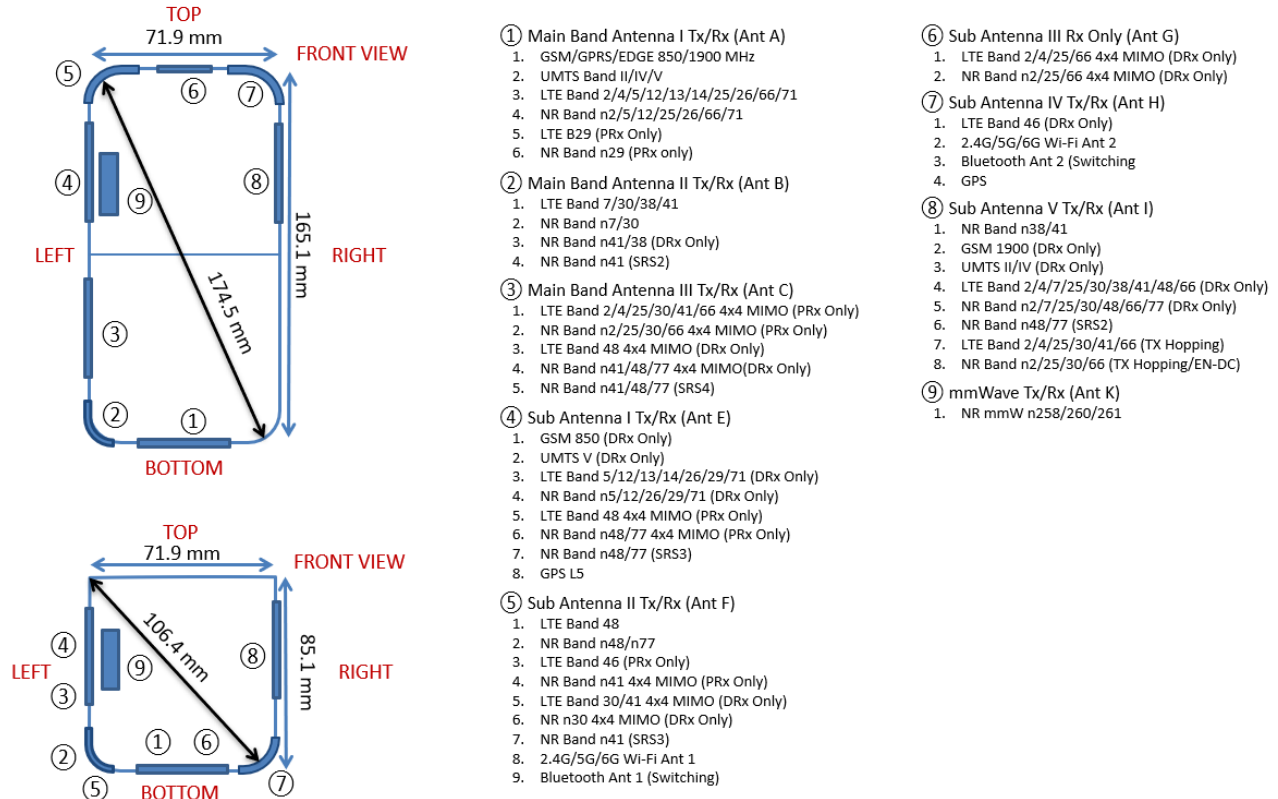


Figure I-1
DUT Antenna Locations

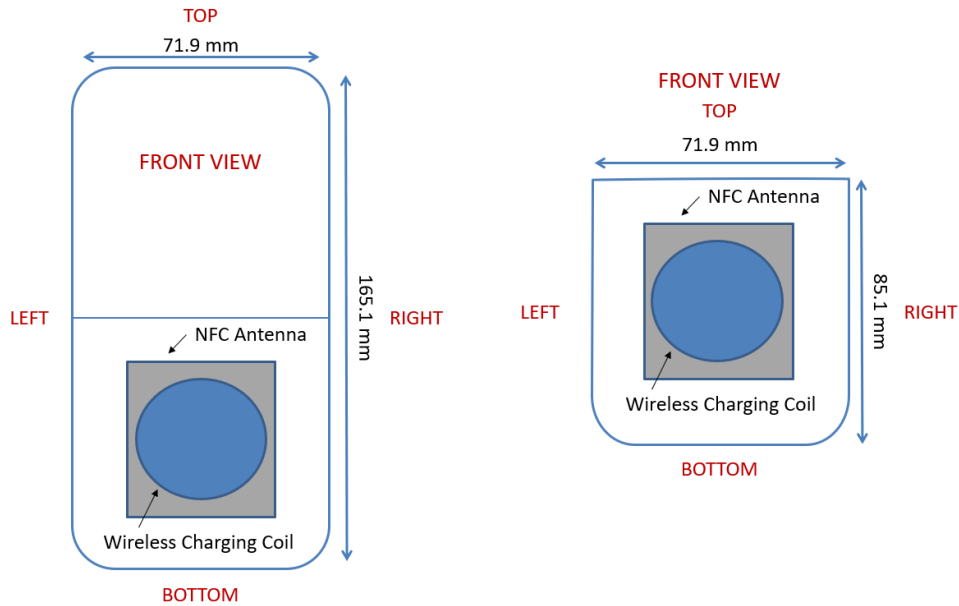




Figure I-2
NFC Antenna Locations

FCC ID: A3LSMF731U	SAR EVALUATION REPORT	Approved by: Technical Manager
DUT Type: Portable Handset		APPENDIX I: Page 2 of 10




SAR Test Setup Photo 1 – Head, Right Cheek at 0mm




SAR Test Setup Photo 2 – Head, Right Tilt at 0 mm

FCC ID: A3LSMF731U	SAR EVALUATION REPORT	Approved by: Technical Manager
DUT Type: Portable Handset		APPENDIX I: Page 3 of 10




SAR Test Setup Photo 3 – Head, Left Cheek at 0 mm



SAR Test Setup Photo 4 – Head, Left Tilt at 0 mm

FCC ID: A3LSMF731U	SAR EVALUATION REPORT	Approved by: Technical Manager
DUT Type: Portable Handset		APPENDIX I: Page 4 of 10



SAR Test Setup Photo 5 – Hotspot, Back Side at 10 mm




SAR Test Setup Photo 6 – Hotspot, Front Side at 10 mm

FCC ID: A3LSMF731U	SAR EVALUATION REPORT	Approved by: Technical Manager
DUT Type: Portable Handset		APPENDIX I: Page 5 of 10



SAR Test Setup Photo 7 – Hotspot, Top Edge at 10 mm



SAR Test Setup Photo 8 – Hotspot, Right Edge at 10 mm

FCC ID: A3LSMF731U	SAR EVALUATION REPORT	Approved by: Technical Manager
DUT Type: Portable Handset		APPENDIX I: Page 6 of 10



SAR Test Setup Photo 9 – Hotspot, Left Edge at 10 mm



SAR Test Setup Photo 10 – Closed Hotspot, Back Side at 5 mm

FCC ID: A3LSMF731U	SAR EVALUATION REPORT	Approved by: Technical Manager
DUT Type: Portable Handset		APPENDIX I: Page 7 of 10




SAR Test Setup Photo 11 – Closed Hotspot, Front Side at 5 mm




SAR Test Setup Photo 12 – Closed Hotspot, Bottom Edge at 5 mm

FCC ID: A3LSMF731U	SAR EVALUATION REPORT	Approved by: Technical Manager
DUT Type: Portable Handset		APPENDIX I: Page 8 of 10




SAR Test Setup Photo 13 – Closed Hotspot, Right Edge at 5 mm



SAR Test Setup Photo 14 – Closed Hotspot, Left Edge at 5 mm

FCC ID: A3LSMF731U	SAR EVALUATION REPORT	Approved by: Technical Manager
DUT Type: Portable Handset		APPENDIX I: Page 9 of 10



SAR Test Setup Photo 15 – Reference Lines

FCC ID: A3LSMF731U	SAR EVALUATION REPORT	Approved by: Technical Manager
DUT Type: Portable Handset		APPENDIX I: Page 10 of 10