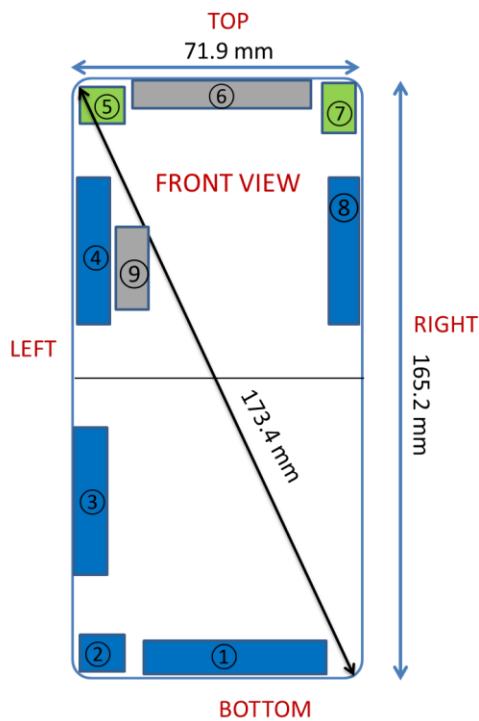


**APPENDIX F: DUT ANTENNA DIAGRAM & SAR TEST SETUP
PHOTOGRAPHS**

FCC ID: A3LSMF721U	SAR EVALUATION REPORT	Approved by: Technical Manager
DUT Type: Portable Handset		APPENDIX F: Page 1 of 19



- ① Main Band Antenna I Tx/Rx (Ant A)
 1. GSM/GPRS/EDGE 850/1900
 2. UMTS Band II/IV/V
 3. LTE Band 2/4/5/12/13/14/25/26/66/71
 4. NR Band n2/5/12/25/66/71
 5. LTE Band 29 Rx Only
- ② Main Band Antenna II Tx/Rx (Ant B)
 1. LTE Band 7/38/30/41
 2. NR Band n7/30
 3. NR Band n41 (SRS #2)
 4. NR Band n38/41 Rx Only
- ③ Main Band Antenna III Tx/Rx (Ant C)
 1. NR Band n41/48/77 (SRS #4)
 2. LTE Band 2/4/25/30/41/66 MIMO Rx Only
 3. NR Band n2/25/30/66 MIMO Rx Only
 4. LTE Band 48 Rx Only MIMO
 5. NR Band n41/48/77 Rx Only MIMO
- ④ Sub Antenna I Tx/Rx (Ant E)
 1. NR Band n48/77 (SRS #3)
 2. GSM/GPRS/EDGE 850 Rx Only
 3. UMTS Band V Rx Only
 4. LTE Band 5/12/13/14/26/29/71 Rx Only
 5. NR Band n5/12/71 Rx Only
 6. LTE Band 48 MIMO Rx Only
 7. NR Band n48/77 MIMO Rx Only
- ⑤ Sub Antenna II Tx/Rx (Ant F)
 1. LTE Band 48
 2. NR Band n41/48/77 (SRS #1)
 3. 2.4 GHz WIFI Ant 1, BT Ant 1, 5 GHz WIFI Ant 1
 4. LTE Band 30/41 RX only MIMO
 5. NR Band 30/41 RX only MIMO
 6. LAA Rx Only
- ⑥ Sub Antenna III Rx (Ant G)
 1. LTE Band 2/4/25/66 MIMO
 2. NR Band n2/25/66 MIMO
- ⑦ Sub Antenna IV Tx/Rx (Ant H)
 1. LAA Only Rx
 2. 2.4 GHz WIFI Ant 2, BT Ant 2, 5 GHz WIFI Ant 2
 3. GPS
- ⑧ Sub Antenna V Tx/Rx (Ant I)
 1. NR Band n2/25/30/38/41/66
 2. NR Band n48/77 (SRS #2)
 3. NR Band n2/7/25/30/48/66/77 Rx Only
 4. LTE B2/4/7/25/30/38/41/48/66 Rx Only
 5. GSM/GPRS/EDGE 1900 Rx Only
 6. UMTS Band II/IV Rx Only
- ⑨ (Ant K) NR mmW n258/260/261 Tx/Rx

Note: Exact antenna dimensions and separation distances are shown in the Technical Descriptions in the FCC Filing.

Figure F-1
DUT Antenna Locations

FCC ID: A3LSMF721U	SAR EVALUATION REPORT	Approved by: Technical Manager
DUT Type: Portable Handset		APPENDIX F: Page 2 of 19

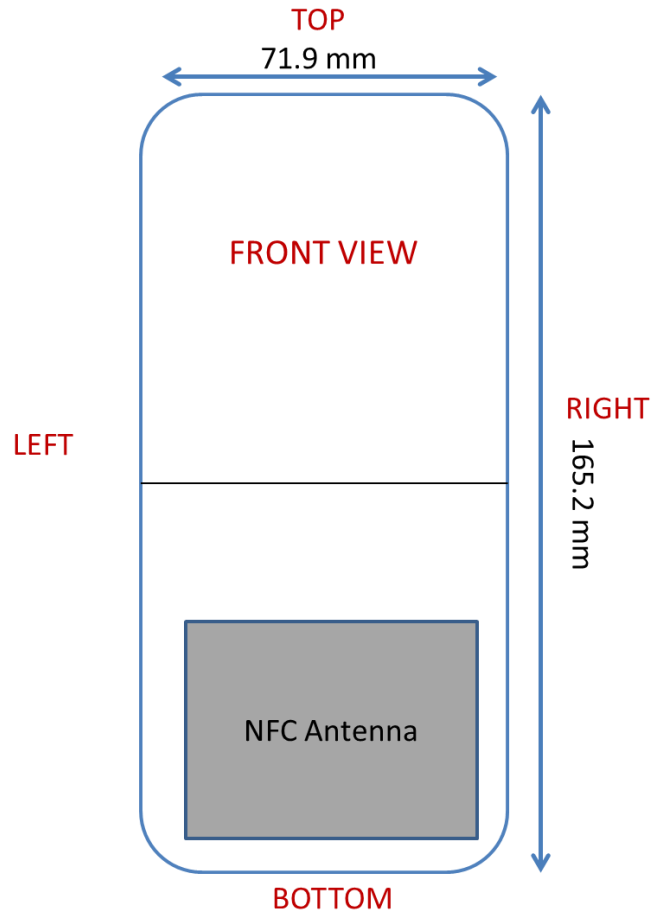
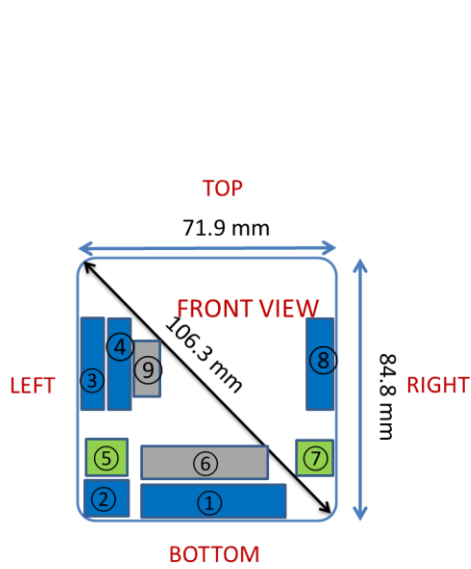


Figure F-2
NFC Antenna Locations

FCC ID: A3LSMF721U	SAR EVALUATION REPORT	Approved by: Technical Manager
DUT Type: Portable Handset		APPENDIX F: Page 3 of 19



- ① Main Band Antenna I Tx/Rx (Ant A)
 1. GSM/GPRS/EDGE 850/1900
 2. UMTS Band II/IV/V
 3. LTE Band 2/4/5/12/13/14/25/26/66/71
 4. NR Band n2/5/12/25/66/71
 5. LTE Band 29 Rx Only
- ② Main Band Antenna II Tx/Rx (Ant B)
 1. LTE Band 7/38/30/41
 2. NR Band n7/30
 3. NR Band n41 (SRS #2)
 4. NR Band n38/41 Rx Only
- ③ Main Band Antenna III Tx/Rx (Ant C)
 1. NR Band n41/48/77 (SRS #4)
 2. LTE Band 2/4/25/30/41/66 MIMO Rx Only
 3. NR Band n2/25/30/66 MIMO Rx Only
 4. LTE Band 48 Rx Only MIMO
 5. NR Band n41/48/77 Rx Only MIMO
- ④ Sub Antenna I Tx/Rx (Ant E)
 1. NR Band n48/77 (SRS #3)
 2. GSM/GPRS/EDGE 850 Rx Only
 3. UMTS Band V Rx Only
 4. LTE Band 5/12/13/14/26/29/71 Rx Only
 5. NR Band n5/12/71 Rx Only
 6. LTE Band 48 MIMO Rx Only
 7. NR Band n48/77 MIMO Rx Only
- ⑤ Sub Antenna II Tx/Rx (Ant F)
 1. LTE Band 48
 2. NR Band n41/48/77 (SRS #1)
 3. 2.4 GHz WIFI Ant 1, BT Ant 1, 5 GHz WIFI Ant 1
 4. LTE Band 30/41 RX only MIMO
 5. NR Band 30/41 RX only MIMO
 6. LAA Rx Only
- ⑥ Sub Antenna III Rx (Ant G)
 1. LTE Band 2/4/25/66 MIMO
 2. NR Band n2/25/66 MIMO
- ⑦ Sub Antenna IV Tx/Rx (Ant H)
 1. LAA Only Rx
 2. 2.4 GHz WIFI Ant 2, BT Ant 2, 5 GHz WIFI Ant 2
 3. GPS
- ⑧ Sub Antenna V Tx/Rx (Ant I)
 1. NR Band n2/25/30/38/41/66
 2. NR Band n48/77 (SRS #2)
 3. NR Band n2/7/25/30/48/66/77 Rx Only
 4. LTE B2/4/7/25/30/38/41/48/66 Rx Only
 5. GSM/GPRS/EDGE 1900 Rx Only
 6. UMTS Band II/IV Rx Only
- ⑨ (Ant K) NR mmW n258/260/261 Tx/Rx

Figure F-1
DUT Antenna Locations Closed Configurations

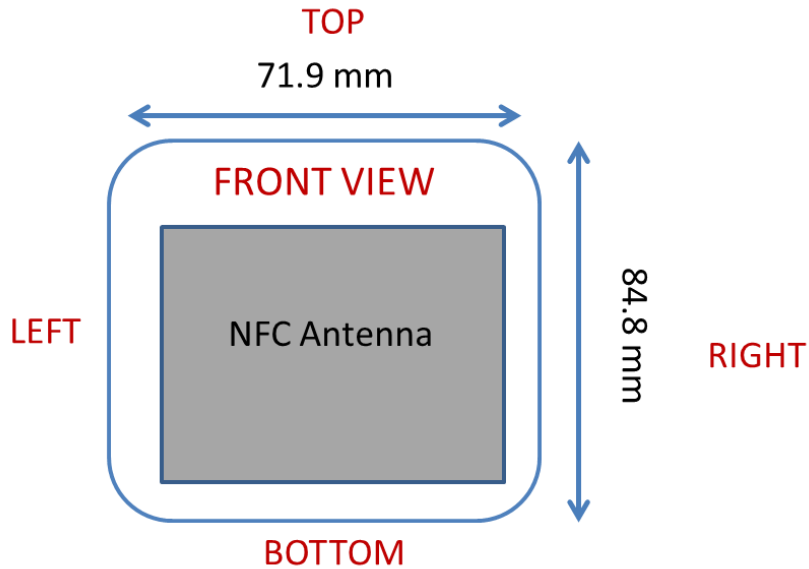




Figure F-2
NFC Antenna Locations

FCC ID: A3LSMF721U	SAR EVALUATION REPORT	Approved by: Technical Manager
DUT Type: Portable Handset		APPENDIX F: Page 4 of 19




SAR Test Setup Photo 1 – Head, Right Cheek at 0 mm




SAR Test Setup Photo 2 – Head, Right Tilt at 0 mm

FCC ID: A3LSMF721U	SAR EVALUATION REPORT	Approved by: Technical Manager
DUT Type: Portable Handset		APPENDIX F: Page 5 of 19




SAR Test Setup Photo 3 – Head, Left Cheek at 0 mm



SAR Test Setup Photo 4 – Head, Left Tilt at 0 mm

FCC ID: A3LSMF721U	SAR EVALUATION REPORT	Approved by: Technical Manager
DUT Type: Portable Handset		APPENDIX F: Page 6 of 19




SAR Test Setup Photo 5 – Body-worn, Back Side at 15 mm



SAR Test Setup Photo 6 – Hotspot, Back Side at 10 mm

FCC ID: A3LSMF721U	SAR EVALUATION REPORT	Approved by: Technical Manager
DUT Type: Portable Handset		APPENDIX F: Page 7 of 19



SAR Test Setup Photo 7 – Phablet, Back Side at 8 mm



SAR Test Setup Photo 8 – Phablet, Back Side at 0 mm

FCC ID: A3LSMF721U	SAR EVALUATION REPORT	Approved by: Technical Manager
DUT Type: Portable Handset		APPENDIX F: Page 8 of 19



SAR Test Setup Photo 9 – Hotspot, Front Side at 10 mm




SAR Test Setup Photo 10 – Phablet, Front Side at 6 mm

FCC ID: A3LSMF721U	SAR EVALUATION REPORT	Approved by: Technical Manager
DUT Type: Portable Handset		APPENDIX F: Page 9 of 19




SAR Test Setup Photo 11 – Phablet, Front Side at 0 mm




SAR Test Setup Photo 12 – Phablet, Bottom Edge at 12 mm

FCC ID: A3LSMF721U	SAR EVALUATION REPORT	Approved by: Technical Manager
DUT Type: Portable Handset		APPENDIX F: Page 10 of 19




SAR Test Setup Photo 13 – Hotspot, Bottom Edge at 10 mm




SAR Test Setup Photo 14 – Phablet, Bottom Edge at 0 mm

FCC ID: A3LSMF721U	SAR EVALUATION REPORT	Approved by: Technical Manager
DUT Type: Portable Handset		APPENDIX F: Page 11 of 19



SAR Test Setup Photo 15 – Hotspot, Top Edge at 10 mm




SAR Test Setup Photo 16 – Hotspot, Right Edge at 10 mm

FCC ID: A3LSMF721U	SAR EVALUATION REPORT	Approved by: Technical Manager
DUT Type: Portable Handset		APPENDIX F: Page 12 of 19



SAR Test Setup Photo 17 – Phablet, Right Edge at 0 mm




SAR Test Setup Photo 18 – Hotspot, Left Edge at 10 mm

FCC ID: A3LSMF721U	SAR EVALUATION REPORT	Approved by: Technical Manager
DUT Type: Portable Handset		APPENDIX F: Page 13 of 19




SAR Test Setup Photo 19 – Phablet, Left Edge at 0 mm

FCC ID: A3LSMF721U	SAR EVALUATION REPORT	Approved by: Technical Manager
DUT Type: Portable Handset		APPENDIX F: Page 14 of 19




SAR Test Setup Photo 20 – Reference Lines

FCC ID: A3LSMF721U	SAR EVALUATION REPORT	Approved by: Technical Manager
DUT Type: Portable Handset		APPENDIX F: Page 15 of 19



SAR Test Setup Photo 21 – Closed Body-worn, Back Side at 15 mm



SAR Test Setup Photo 22 – Closed Hotspot, Back Side at 5 mm

FCC ID: A3LSMF721U	SAR EVALUATION REPORT	Approved by: Technical Manager
DUT Type: Portable Handset		APPENDIX F: Page 16 of 19




SAR Test Setup Photo 23 – Closed Hotspot, Front Side at 5 mm




SAR Test Setup Photo 24 – Closed Hotspot, Bottom Edge at 5 mm

FCC ID: A3LSMF721U	SAR EVALUATION REPORT	Approved by: Technical Manager
DUT Type: Portable Handset		APPENDIX F: Page 17 of 19




SAR Test Setup Photo 25 – Closed Hotspot, Top Edge at 5 mm



SAR Test Setup Photo 26 – Closed Hotspot, Right Edge at 5 mm

FCC ID: A3LSMF721U	SAR EVALUATION REPORT	Approved by: Technical Manager
DUT Type: Portable Handset		APPENDIX F: Page 18 of 19



SAR Test Setup Photo 27 – Closed Hotspot, Left Edge at 5 mm

FCC ID: A3LSMF721U	SAR EVALUATION REPORT	Approved by: Technical Manager
DUT Type: Portable Handset		APPENDIX F: Page 19 of 19