


APPENDIX D: TEST SETUP PHOTOGRAPHS

FCC ID: A3LSMF721U	PART 2 RF EXPOSURE EVALUATION REPORT	Approved by: Technical Manager
DUT Type: Portable Handset		APPENDIX D: Page 1 of 7




Test Setup Photo 1 – Conducted Test Setup (Figure 6-1a)



Test Setup Photo 2 – Conducted Test Setup (Figure 6-1a)

FCC ID: A3LSMF721U	PART 2 RF EXPOSURE EVALUATION REPORT	Approved by: Technical Manager
DUT Type: Portable Handset		APPENDIX D: Page 2 of 7




Test Setup Photo 3 – Conducted Test Setup (Figure 6-1b)




Test Setup Photo 4 - Conducted Test Setup (Figure 6-1a)

FCC ID: A3LSMF721U	PART 2 RF EXPOSURE EVALUATION REPORT	Approved by: Technical Manager
DUT Type: Portable Handset		APPENDIX D: Page 3 of 7



Test Setup Photo 5 – Conducted Test Setup (Figure 6-1c)



Test Setup Photo 6 – Body, Closed, Back Side, 5 mm

FCC ID: A3LSMF721U	PART 2 RF EXPOSURE EVALUATION REPORT	Approved by: Technical Manager
DUT Type: Portable Handset		APPENDIX D: Page 4 of 7




Test Setup Photo 7 – Body, Closed, Bottom Edge, 5 mm



Test Setup Photo 8 – Body, Open, Back Side, 0 mm

FCC ID: A3LSMF721U	PART 2 RF EXPOSURE EVALUATION REPORT	Approved by: Technical Manager
DUT Type: Portable Handset		APPENDIX D: Page 5 of 7




Test Setup Photo 9 – Right, Cheek



Test Setup Photo 10 – Power Density Setup Left Edge (Figure 7-2)

FCC ID: A3LSMF721U	PART 2 RF EXPOSURE EVALUATION REPORT	Approved by: Technical Manager
DUT Type: Portable Handset		APPENDIX D: Page 6 of 7



Test Setup Photo 11 – Radiated Power Measurement Setup (Figure 7-1)

<p>FCC ID: A3LSMF721U</p>	<p align="center">PART 2 RF EXPOSURE EVALUATION REPORT</p>	<p>Approved by: Technical Manager</p>
<p>DUT Type: Portable Handset</p>		<p>APPENDIX D: Page 7 of 7</p>