

7.4 Spurious and Harmonic Emissions at Antenna Terminal

Test Overview

The level of the carrier and the various conducted spurious and harmonic frequencies is measured by means of a calibrated spectrum analyzer. The spectrum is scanned from the lowest frequency generated in the equipment up to a frequency including its 10th harmonic. All out of band emissions are measured with a spectrum analyzer connected to the antenna terminal of the EUT while the EUT is operating at maximum power, and at the appropriate frequencies. All data rates were investigated to determine the worst case configuration. All modes of operation were investigated and the worst case configuration results are reported in this section.

For operations in the 3700 – 3980MHz band and the 3450 – 3550MHz band, the maximum permissible conducted power level of any spurious emission is -13dBm/MHz.

Test Procedure Used

ANSI C63.26-2015 – Section 5.7.4

Test Settings

1. Start frequency was set to 30MHz and stop frequency was set to the tenth harmonic of the highest transmit frequency (separated into at least two plots per channel)
2. Detector = RMS
3. Trace mode = trace average for continuous emissions, max hold for pulse emissions
4. Sweep time = auto couple
5. The trace was allowed to stabilize
6. Please see test notes below for RBW and VBW settings

Test Setup

The EUT and measurement equipment were set up as shown in the diagram below.



Figure 7-3. Test Instrument & Measurement Setup

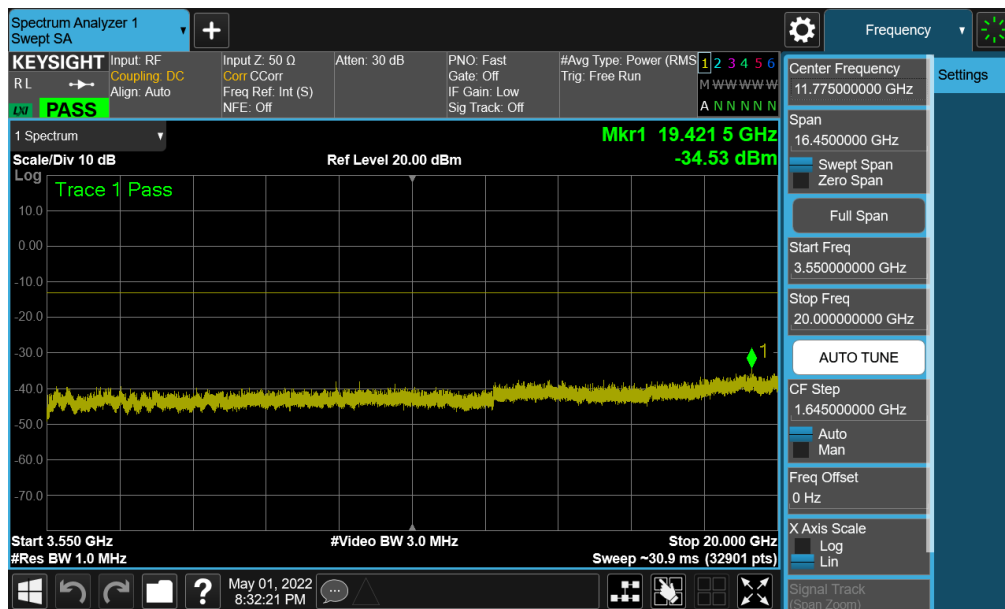
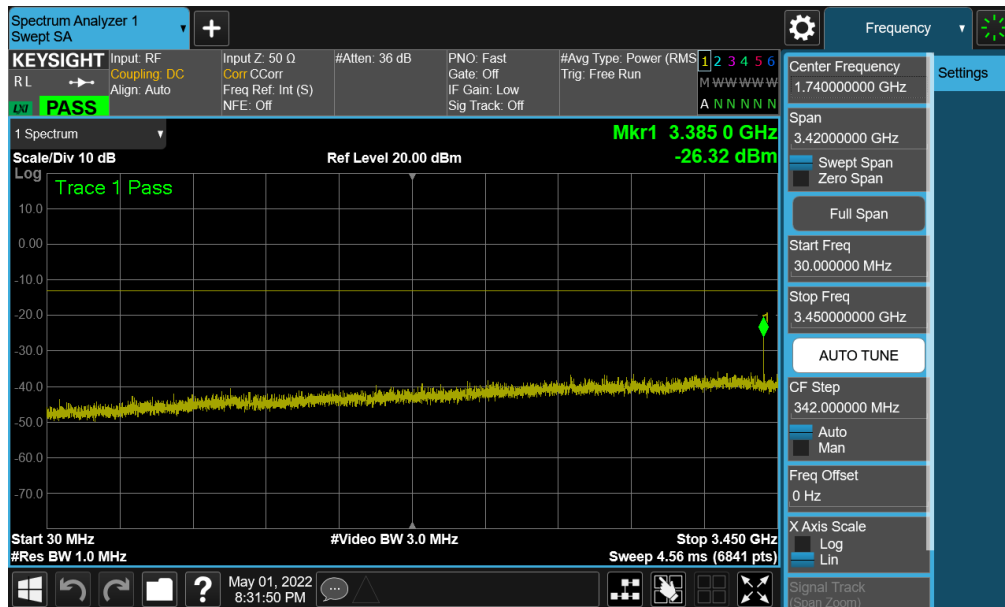
Test Notes

- 1) Per Part 27.53(k) and Part 27.53(l), compliance with the applicable limits is based on the use of measurement instrumentation employing a resolution bandwidth of 1 MHz.
- 2) For NR operation, all subcarrier spacings (SCS) and transmission schemes (e.g. CP-OFDM and DFT-s-OFDM) were investigated to determine the worst case configuration. All modes of operation were investigated and the worst-case configuration results are reported in this section.

FCC ID: A3LSMF721U	PART 27 MEASUREMENT REPORT		Approved by: Technical Manager
Test Report S/N: 1M2204080051-06.A3L	Test Dates: 04/20/2022 - 06/23/2022	EUT Type: Portable Handset	Page 57 of 203

V3.0 01/06/2022

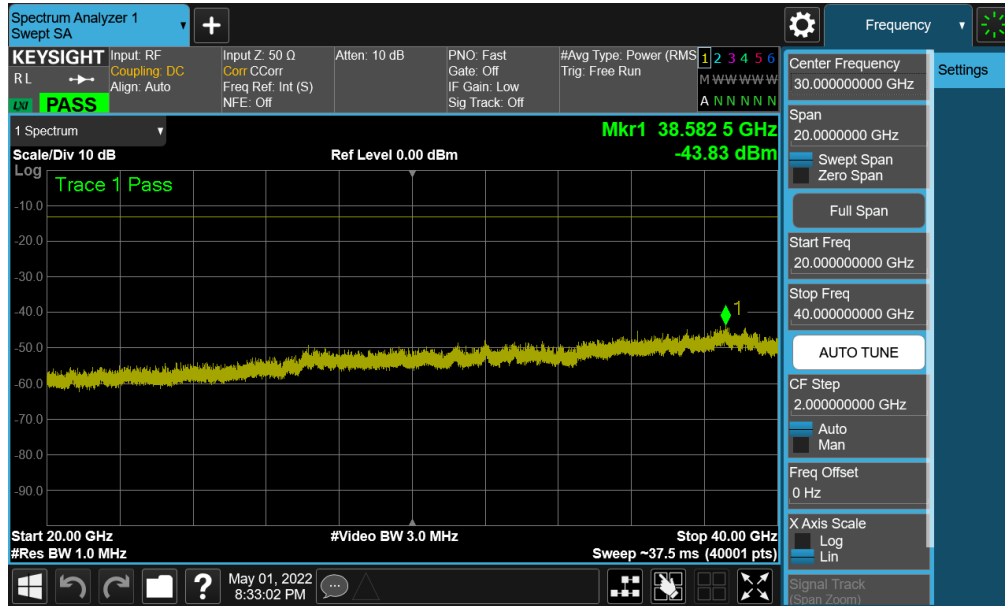
NR Band n77 (PC2) - DoD Band – SRS-1



FCC ID: A3LSMF721U	PART 27 MEASUREMENT REPORT		Approved by: Technical Manager
Test Report S/N: 1M2204080051-06.A3L	Test Dates: 04/20/2022 - 06/23/2022	EUT Type: Portable Handset	Page 58 of 203

V3.0 01/06/2022

Unless otherwise specified, no part of this report may be reproduced or utilized in any part, form or by any means, electronic or mechanical, including photocopying and microfilm, without permission in writing from Element. If you have any questions about this or have an inquiry about obtaining additional rights to this report or assembly of contents thereof, please contact ct.info@element.com.

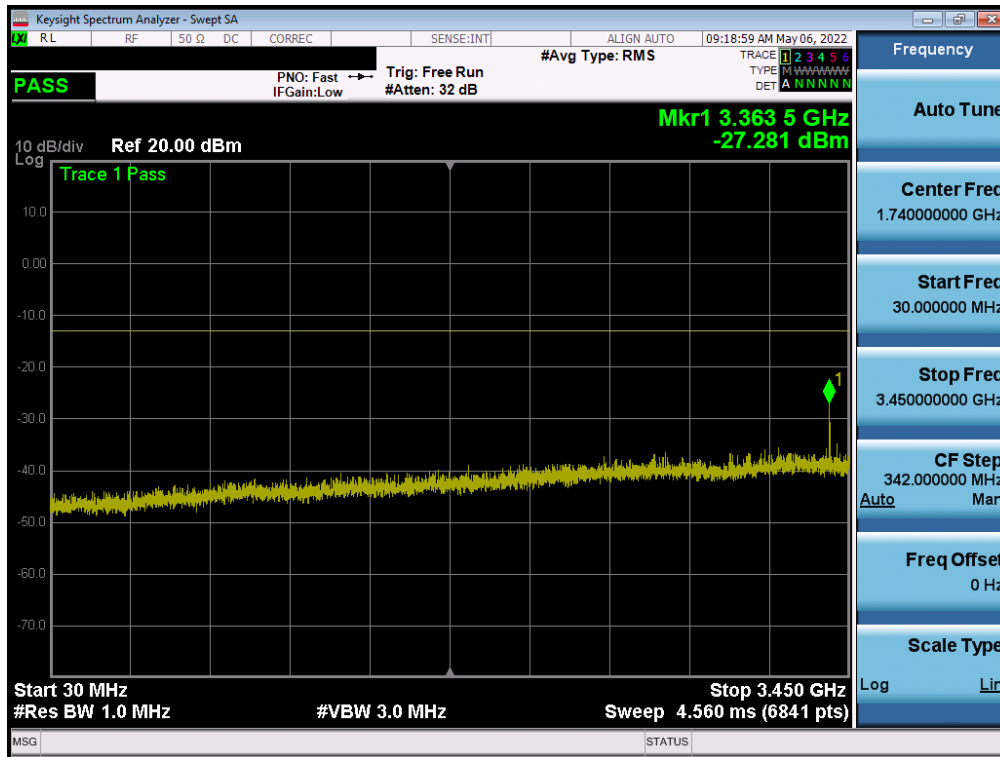


Plot 7-69. Conducted Spurious Plot (NR Band n77 - DoD Band – 100MHz QPSK - RB Size 1, RB Offset 0 - SRS-1)

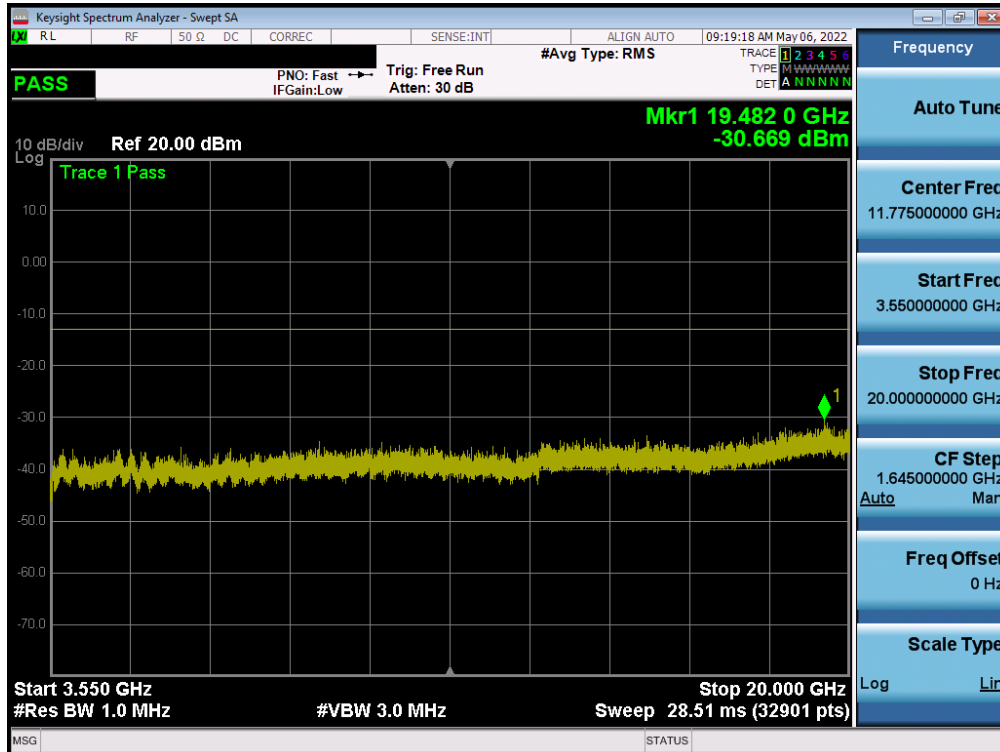
FCC ID: A3LSMF721U	PART 27 MEASUREMENT REPORT		Approved by: Technical Manager
Test Report S/N: 1M2204080051-06.A3L	Test Dates: 04/20/2022 - 06/23/2022	EUT Type: Portable Handset	Page 59 of 203

V3.0 01/06/2022

NR Band n77 (PC2) - DoD Band – SRS-2



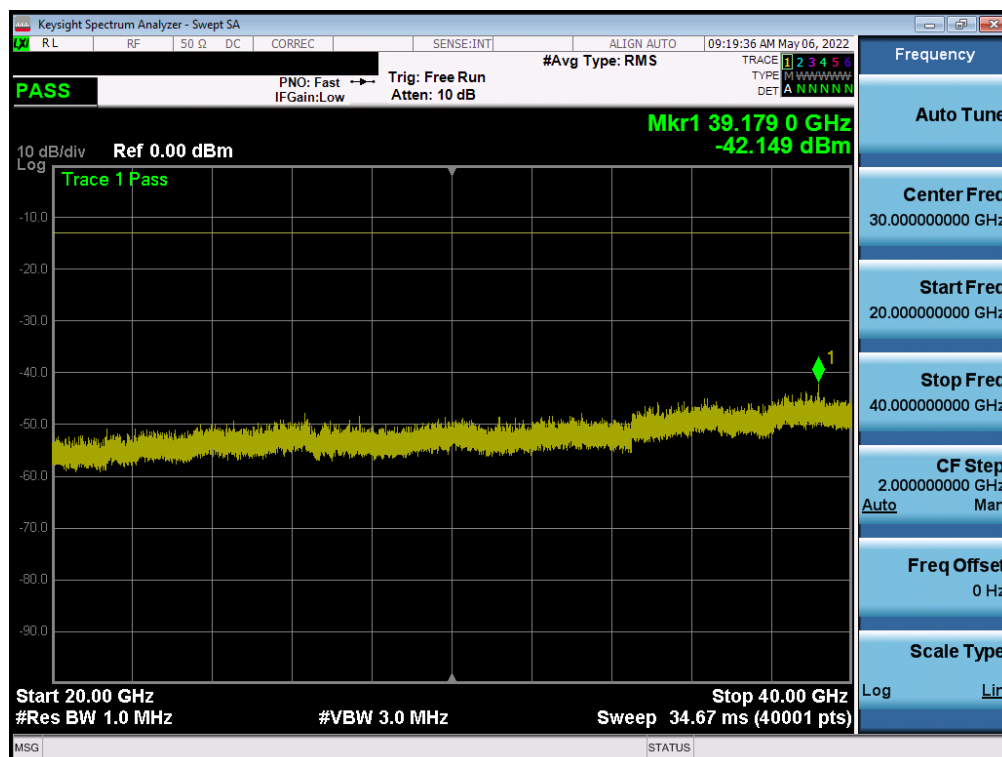
Plot 7-70. Conducted Spurious Plot (NR Band n77 - DoD Band – 100MHz QPSK - RB Size 1, RB Offset 0 - SRS-2)



Plot 7-71. Conducted Spurious Plot (NR Band n77 - DoD Band – 100MHz QPSK - RB Size 1, RB Offset 0 – SRS-2)

FCC ID: A3LSMF721U	PART 27 MEASUREMENT REPORT		Approved by: Technical Manager
Test Report S/N: 1M2204080051-06.A3L	Test Dates: 04/20/2022 - 06/23/2022	EUT Type: Portable Handset	Page 60 of 203

V3.0 01/06/2022

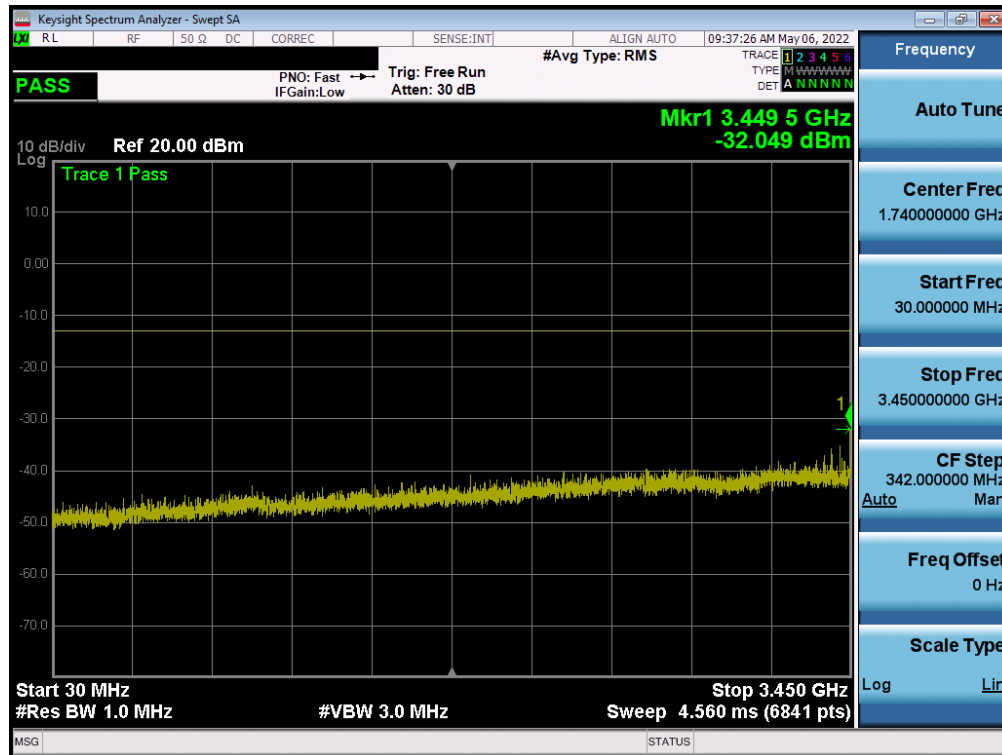


Plot 7-72. Conducted Spurious Plot (NR Band n77 - DoD Band – 100MHz QPSK - RB Size 1, RB Offset 0 - SRS-2)

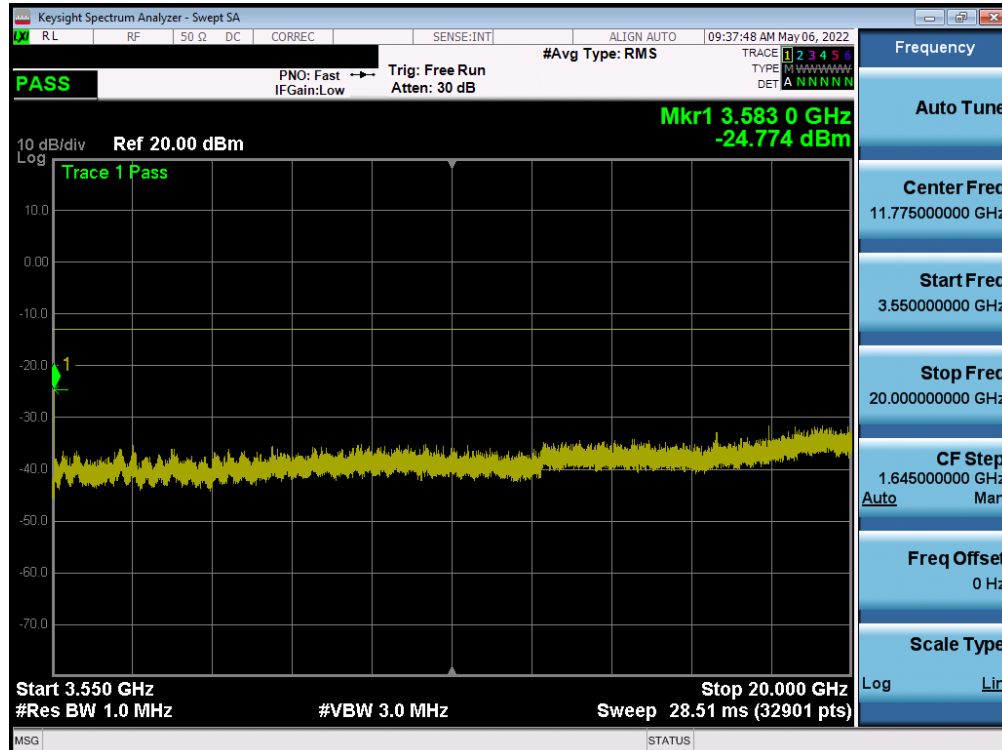
FCC ID: A3LSMF721U	PART 27 MEASUREMENT REPORT		Approved by: Technical Manager
Test Report S/N: 1M2204080051-06.A3L	Test Dates: 04/20/2022 - 06/23/2022	EUT Type: Portable Handset	Page 61 of 203

V3.0 01/06/2022

NR Band n77 (PC2) - DoD Band – SRS-3



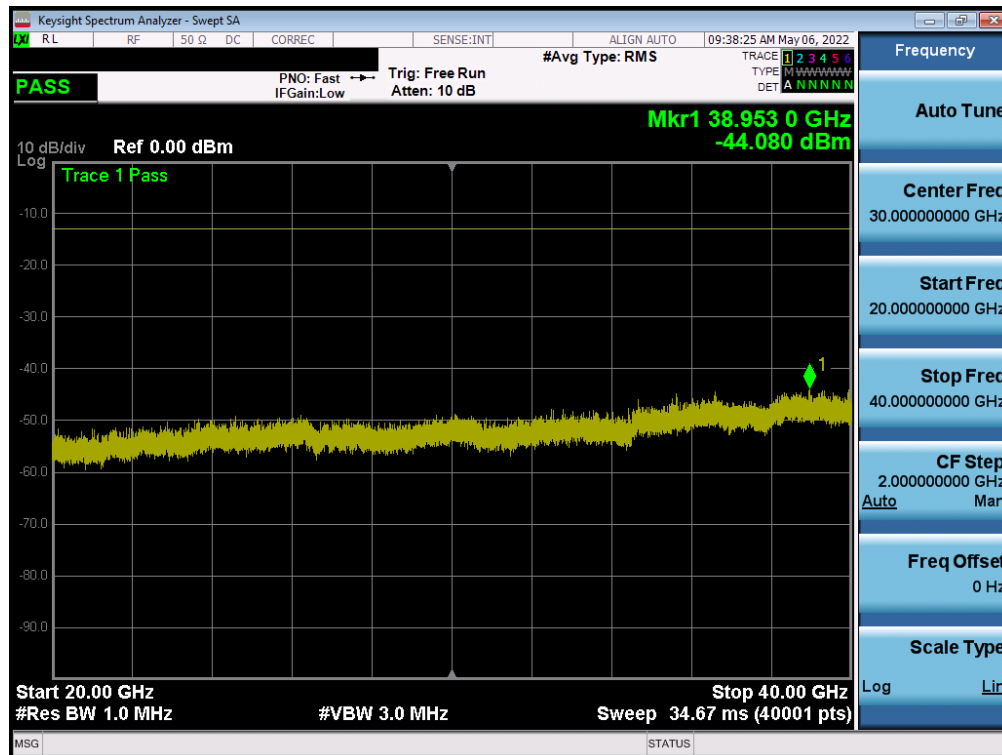
Plot 7-73. Conducted Spurious Plot (NR Band n77 - DoD Band – 100MHz QPSK - RB Size 1, RB Offset 0 - SRS-3)



Plot 7-74. Conducted Spurious Plot (NR Band n77 - DoD Band – 100MHz QPSK - RB Size 1, RB Offset 0 – SRS-3)

FCC ID: A3LSMF721U	PART 27 MEASUREMENT REPORT		Approved by: Technical Manager
Test Report S/N: 1M2204080051-06.A3L	Test Dates: 04/20/2022 - 06/23/2022	EUT Type: Portable Handset	Page 62 of 203

V3.0 01/06/2022

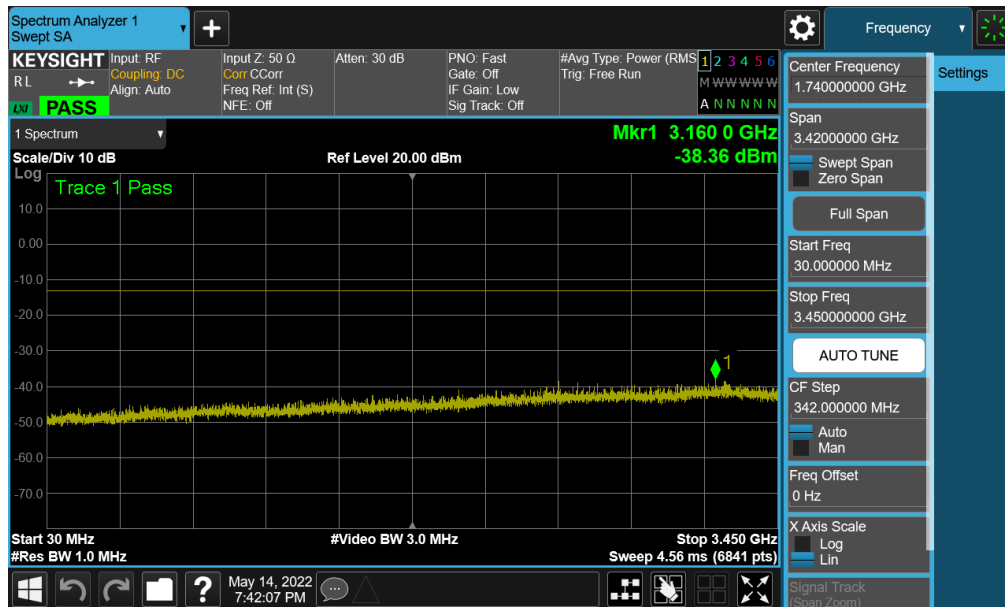


Plot 7-75. Conducted Spurious Plot (NR Band n77 - DoD Band – 100MHz QPSK - RB Size 1, RB Offset 0 - SRS-3)

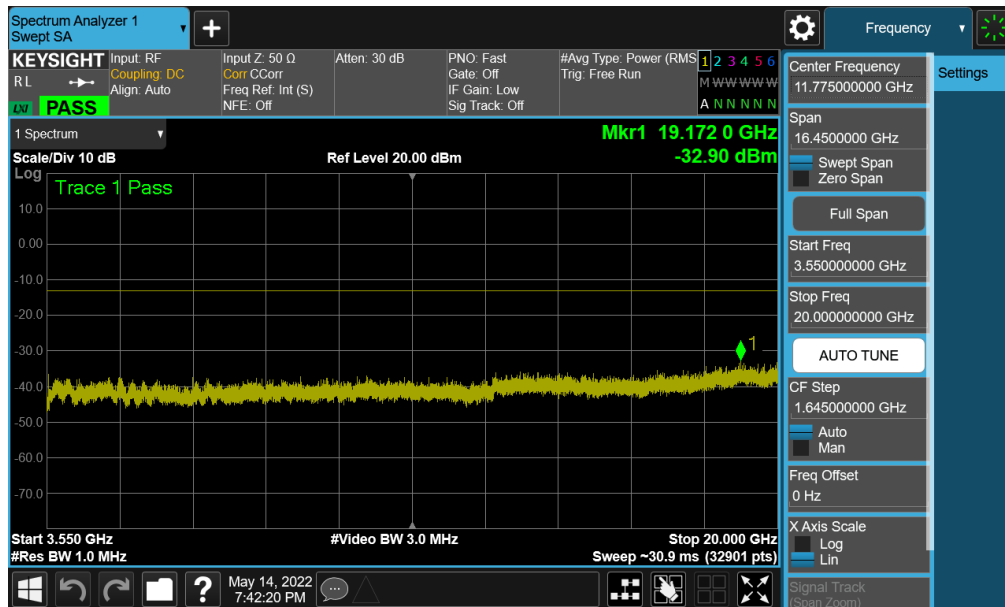
FCC ID: A3LSMF721U	PART 27 MEASUREMENT REPORT		Approved by: Technical Manager
Test Report S/N: 1M2204080051-06.A3L	Test Dates: 04/20/2022 - 06/23/2022	EUT Type: Portable Handset	Page 63 of 203

V3.0 01/06/2022

NR Band n77 (PC2) - DoD Band – SRS-4



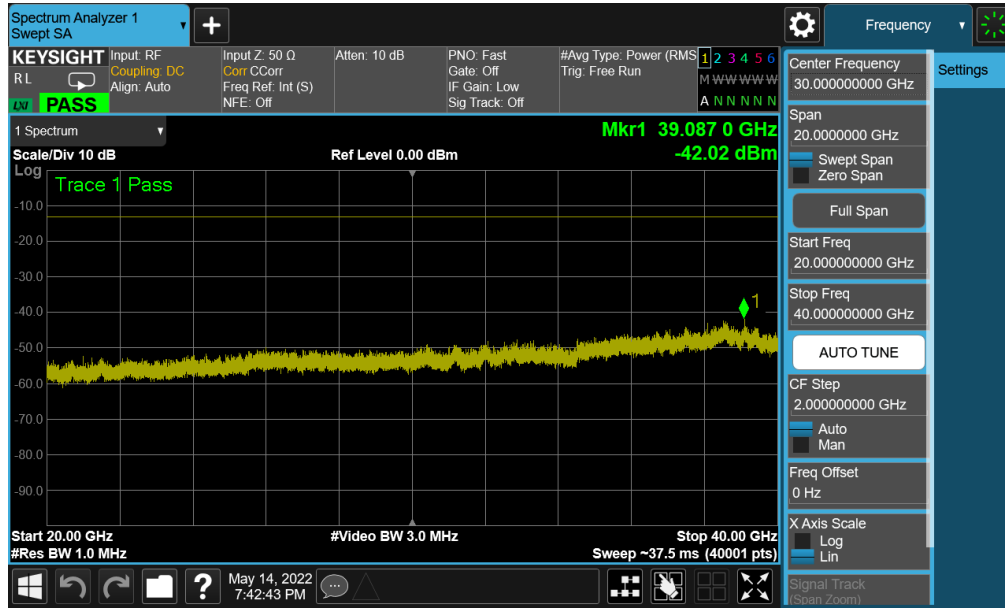
Plot 7-76. Conducted Spurious Plot (NR Band n77 - DoD Band – 100MHz QPSK - RB Size 1, RB Offset 0 - SRS-4)



Plot 7-77. Conducted Spurious Plot (NR Band n77 - DoD Band – 100MHz QPSK - RB Size 1, RB Offset 0 – SRS-4)

FCC ID: A3LSMF721U	PART 27 MEASUREMENT REPORT		Approved by: Technical Manager
Test Report S/N: 1M2204080051-06.A3L	Test Dates: 04/20/2022 - 06/23/2022	EUT Type: Portable Handset	Page 64 of 203

V3.0 01/06/2022

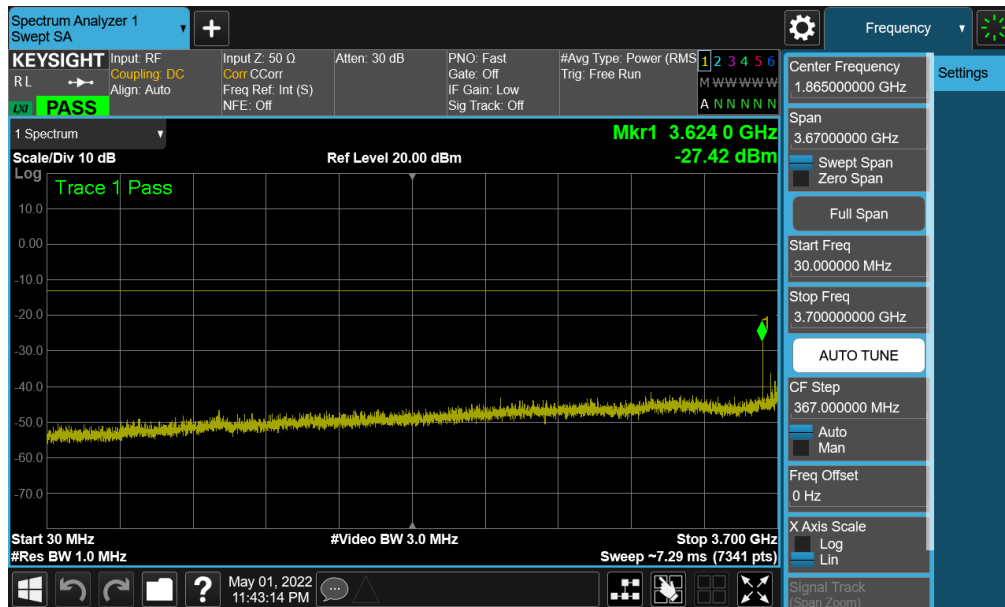


Plot 7-78. Conducted Spurious Plot (NR Band n77 - DoD Band - 100MHz QPSK - RB Size 1, RB Offset 0 - SRS-4)

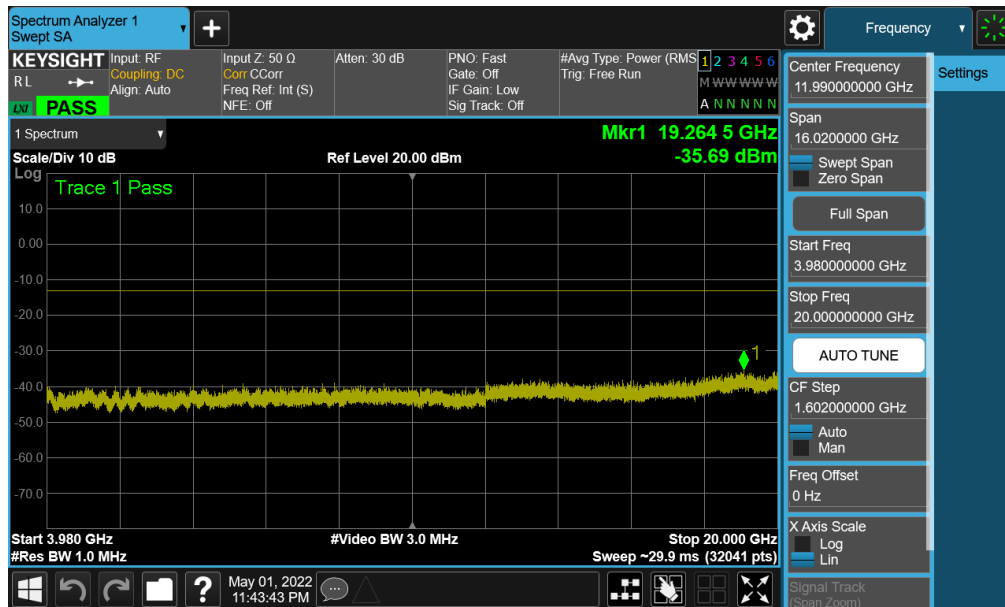
FCC ID: A3LSMF721U	PART 27 MEASUREMENT REPORT		Approved by: Technical Manager
Test Report S/N: 1M2204080051-06.A3L	Test Dates: 04/20/2022 - 06/23/2022	EUT Type: Portable Handset	Page 65 of 203

V3.0 01/06/2022

NR Band n77 (PC2) - C-Band – SRS-1



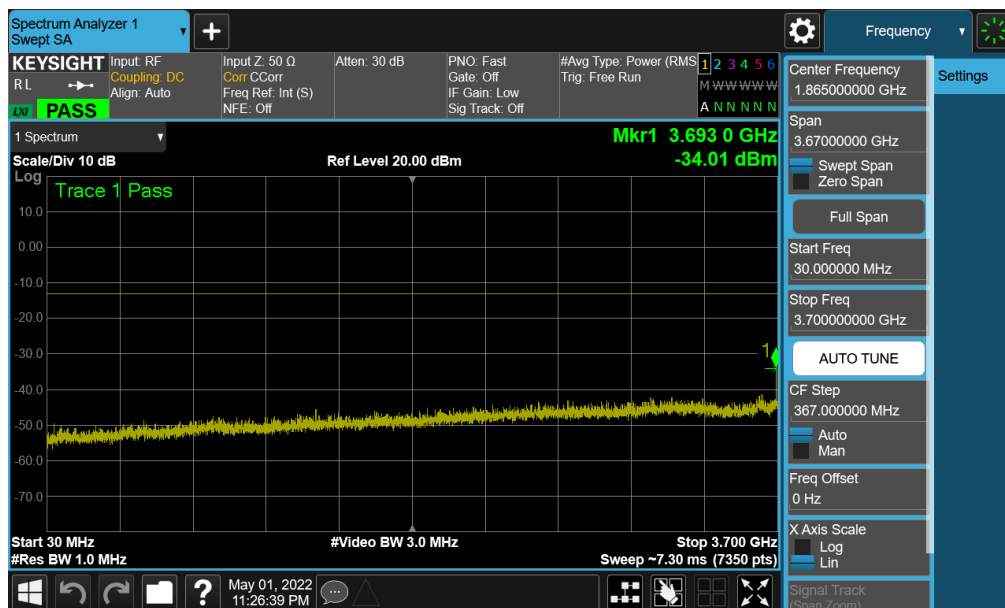
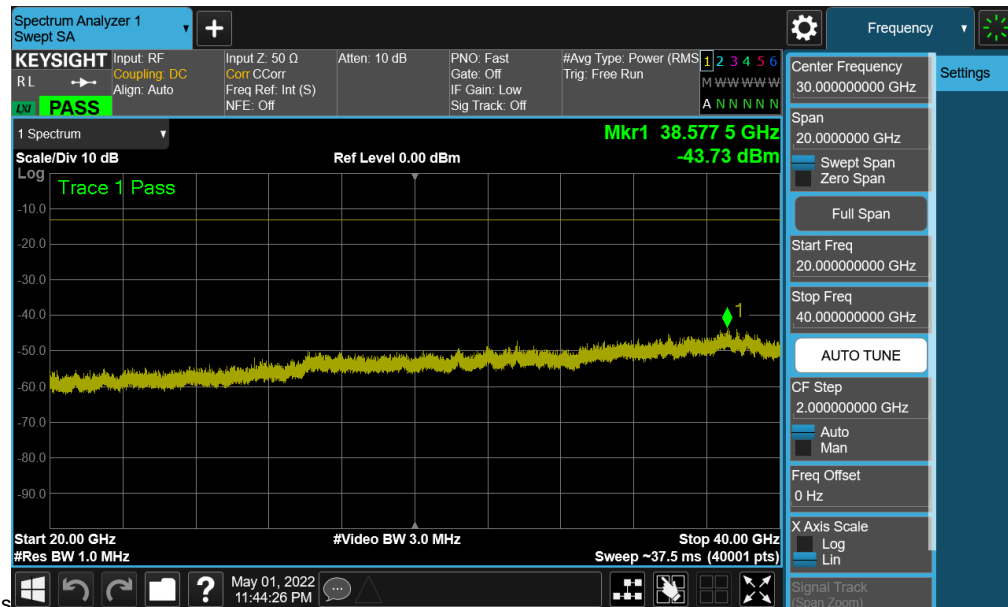
Plot 7-79. Conducted Spurious Plot (NR Band n77 - C-Band – 100MHz QPSK - RB Size 1, RB Offset 0 - Low Channel - SRS-1)



Plot 7-80. Conducted Spurious Plot (NR Band n77 - C-Band – 100MHz QPSK - RB Size 1, RB Offset 0 - Low Channel - SRS-1)

FCC ID: A3LSMF721U	PART 27 MEASUREMENT REPORT		Approved by: Technical Manager
Test Report S/N: 1M2204080051-06.A3L	Test Dates: 04/20/2022 - 06/23/2022	EUT Type: Portable Handset	Page 66 of 203

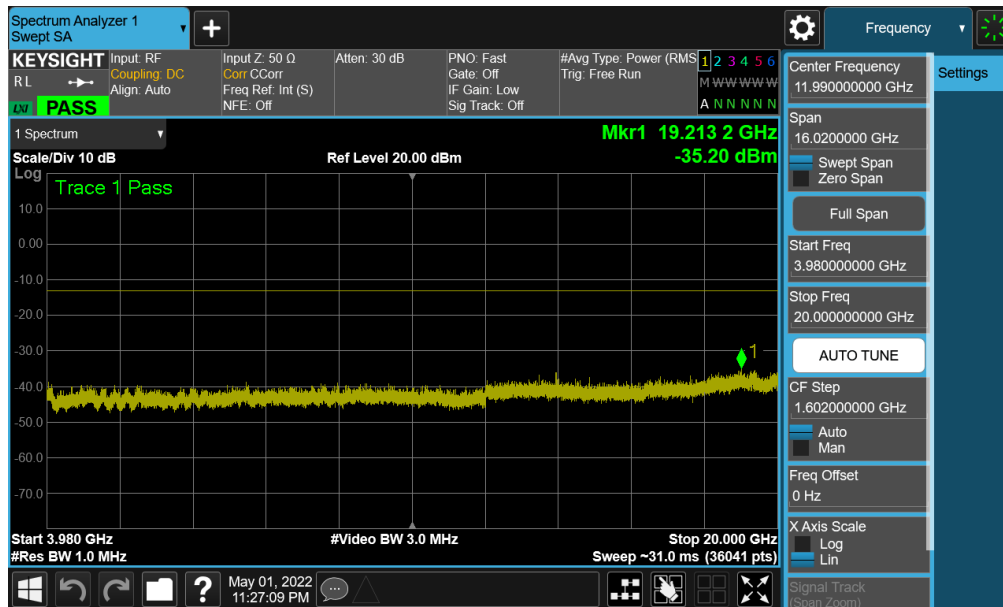
V3.0 01/06/2022



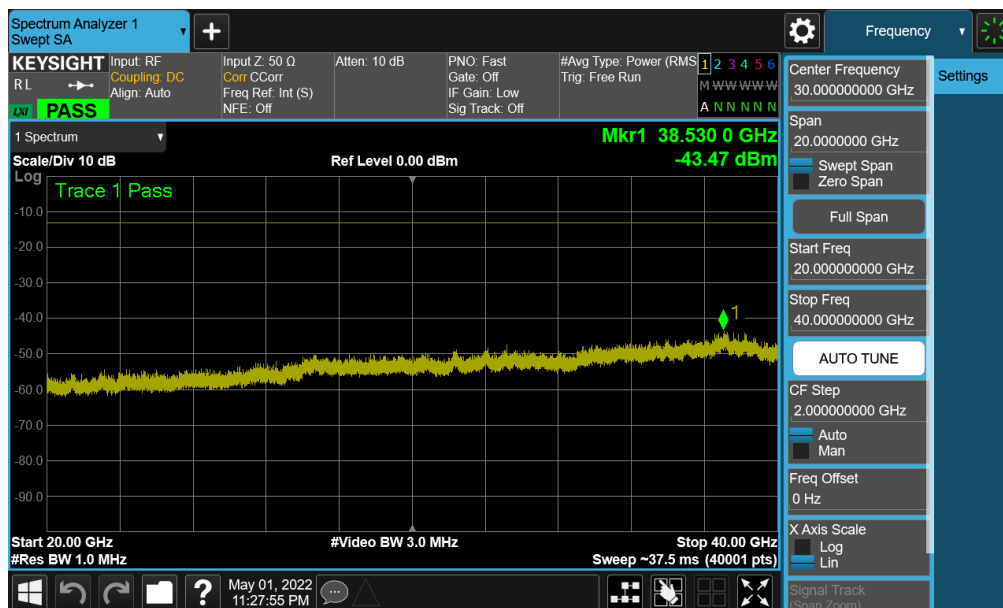
FCC ID: A3LSMF721U	PART 27 MEASUREMENT REPORT		Approved by: Technical Manager
Test Report S/N: 1M2204080051-06.A3L	Test Dates: 04/20/2022 - 06/23/2022	EUT Type: Portable Handset	Page 67 of 203

V3.0 01/06/2022

Unless otherwise specified, no part of this report may be reproduced or utilized in any part, form or by any means, electronic or mechanical, including photocopying and microfilm, without permission in writing from Element. If you have any questions about this or have an inquiry about obtaining additional rights to this report or assembly of contents thereof, please contact ct.info@element.com.



Plot 7-83. Conducted Spurious Plot (NR Band n77 - C-Band – 100MHz QPSK - RB Size 1, RB Offset 0 – Mid Channel - SRS-1)

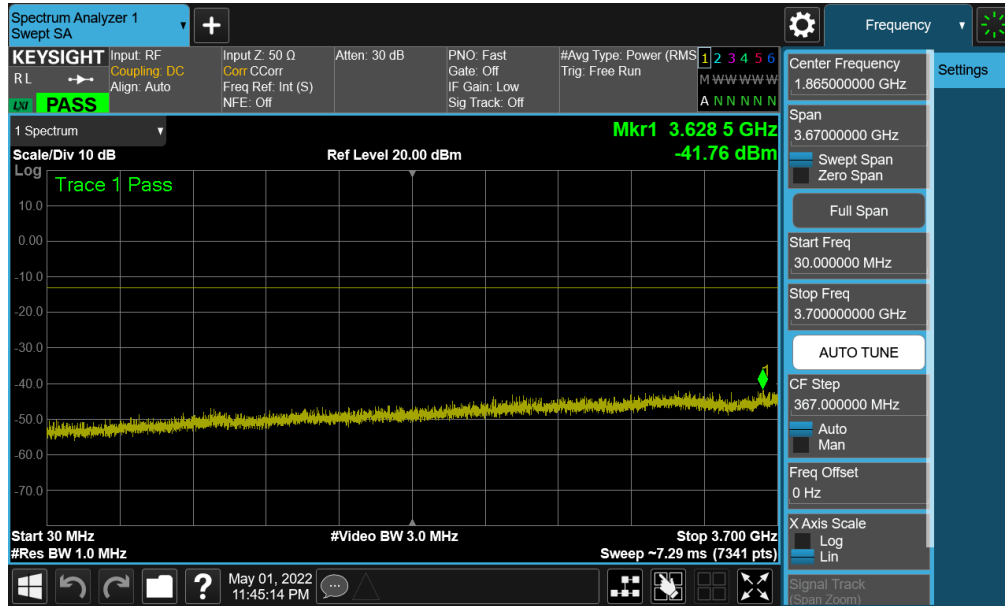


Plot 7-84. Conducted Spurious Plot (NR Band n77 - C-Band – 100MHz QPSK - RB Size 1, RB Offset 0 – Mid Channel - SRS-1)

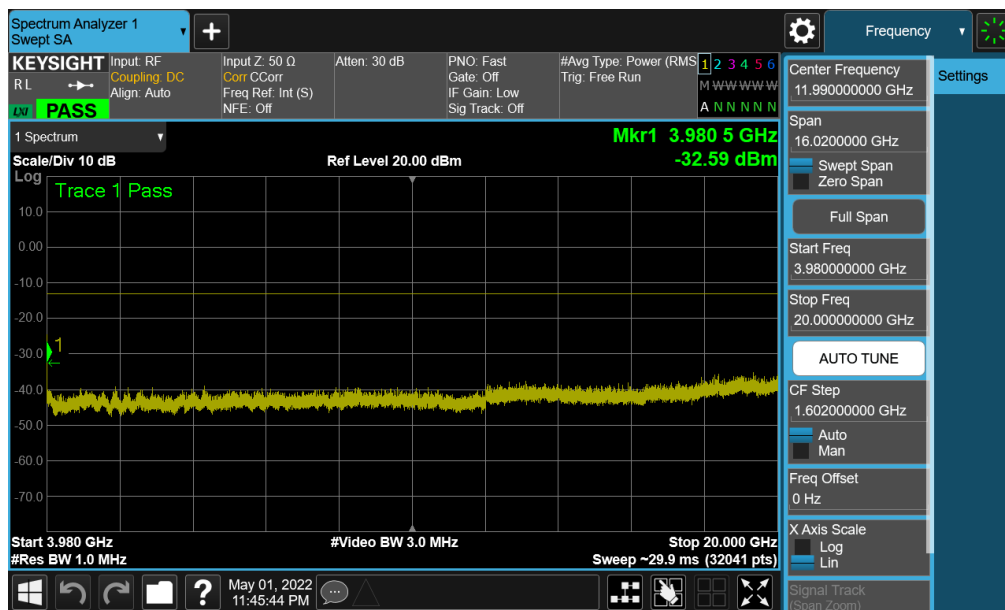
FCC ID: A3LSMF721U	PART 27 MEASUREMENT REPORT		Approved by: Technical Manager
Test Report S/N: 1M2204080051-06.A3L	Test Dates: 04/20/2022 - 06/23/2022	EUT Type: Portable Handset	Page 68 of 203

V3.0 01/06/2022

Unless otherwise specified, no part of this report may be reproduced or utilized in any part, form or by any means, electronic or mechanical, including photocopying and microfilm, without permission in writing from Element. If you have any questions about this or have an inquiry about obtaining additional rights to this report or assembly of contents thereof, please contact ct.info@element.com.



Plot 7-85. Conducted Spurious Plot (NR Band n77 - C-Band – 100MHz QPSK - RB Size 1, RB Offset 0 - High Channel - SRS-1)

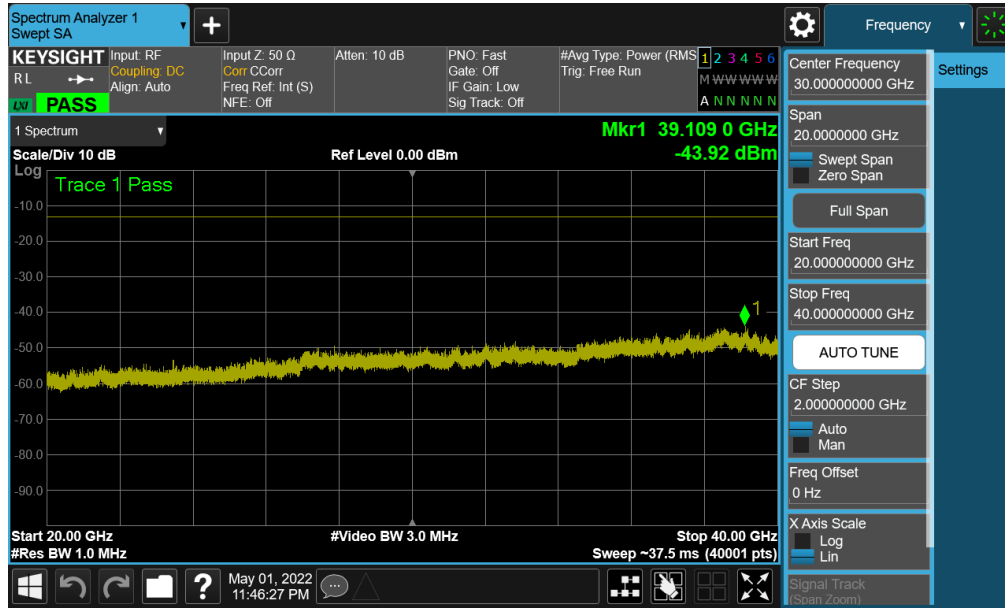


Plot 7-86. Conducted Spurious Plot (NR Band n77 - C-Band – 100MHz QPSK - RB Size 1, RB Offset 0 - High Channel - SRS-1)

FCC ID: A3LSMF721U	PART 27 MEASUREMENT REPORT		Approved by: Technical Manager
Test Report S/N: 1M2204080051-06.A3L	Test Dates: 04/20/2022 - 06/23/2022	EUT Type: Portable Handset	Page 69 of 203

V3.0 01/06/2022

Unless otherwise specified, no part of this report may be reproduced or utilized in any part, form or by any means, electronic or mechanical, including photocopying and microfilm, without permission in writing from Element. If you have any questions about this or have an inquiry about obtaining additional rights to this report or assembly of contents thereof, please contact ct.info@element.com.

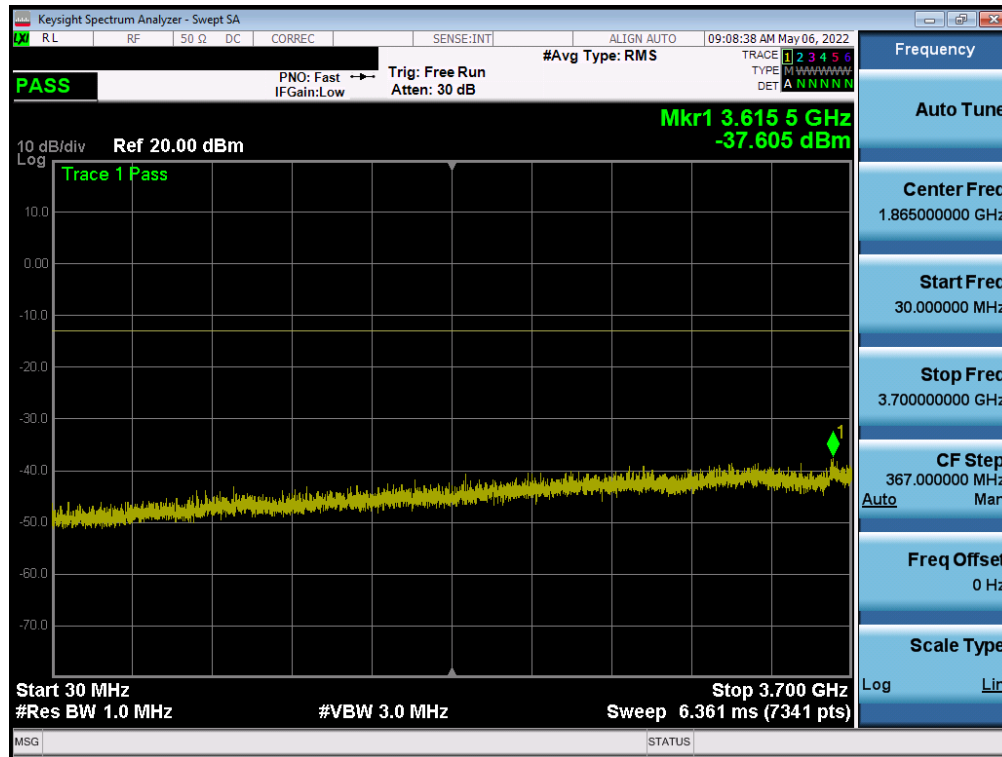


Plot 7-87. Conducted Spurious Plot (NR Band n77 - C-Band – 100MHz QPSK - RB Size 1, RB Offset 0 - High Channel - SRS-1)

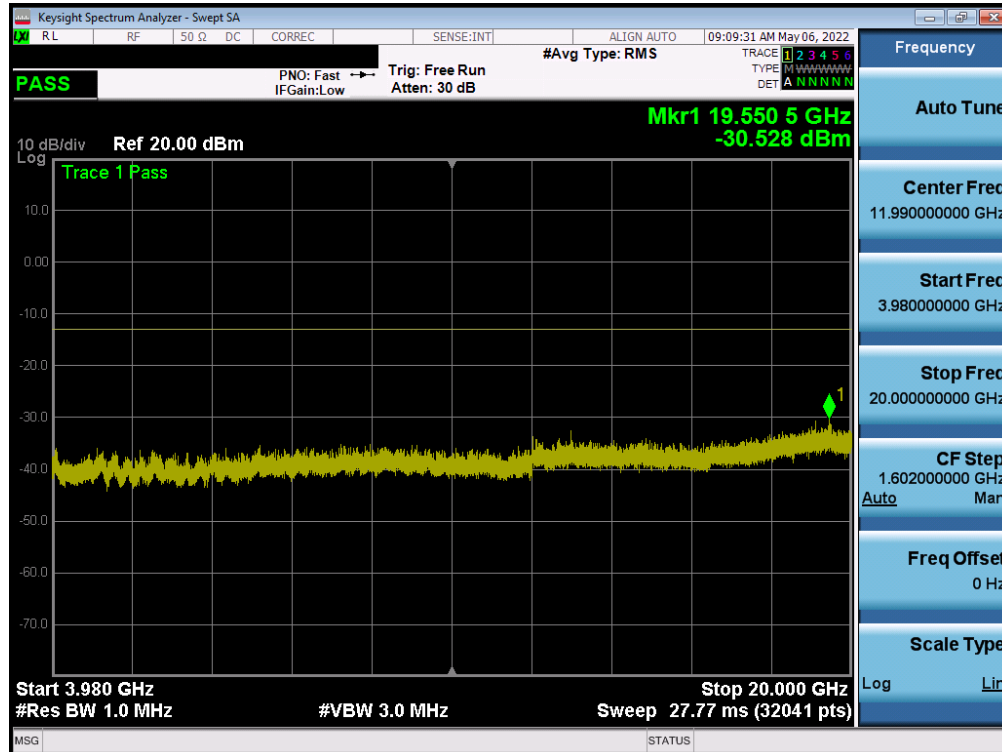
FCC ID: A3LSMF721U	PART 27 MEASUREMENT REPORT		Approved by: Technical Manager
Test Report S/N: 1M2204080051-06.A3L	Test Dates: 04/20/2022 - 06/23/2022	EUT Type: Portable Handset	Page 70 of 203

V3.0 01/06/2022

NR Band n77 (PC2) - C-Band – SRS-2



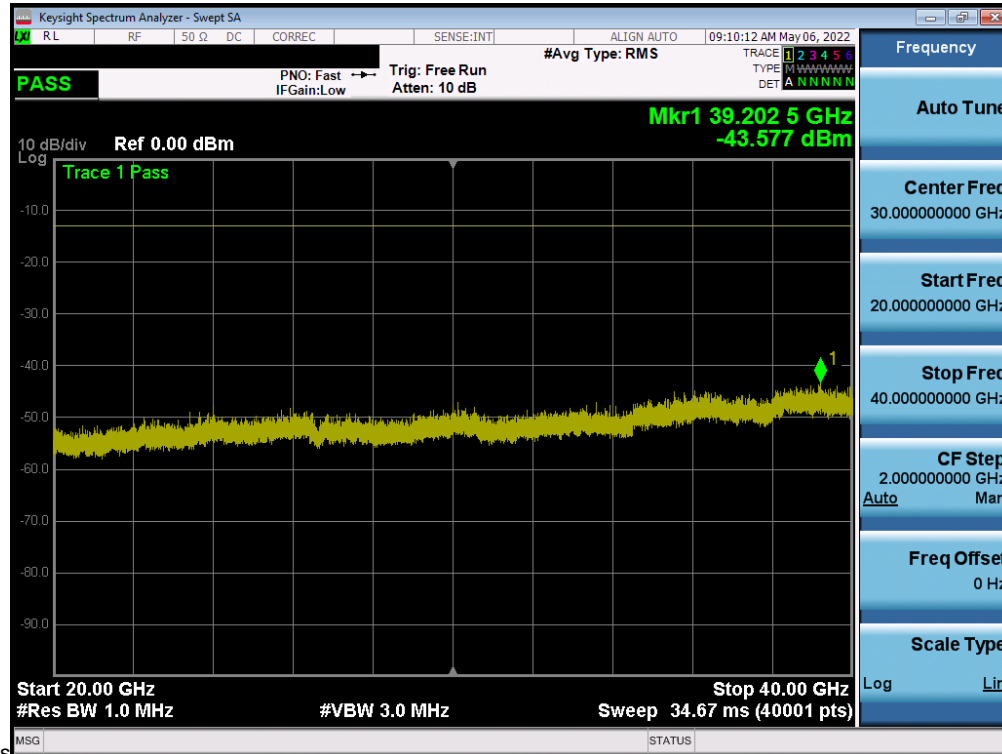
Plot 7-88. Conducted Spurious Plot (NR Band n77 - C-Band – 100MHz QPSK - RB Size 1, RB Offset 0 - Low Channel - SRS-2)



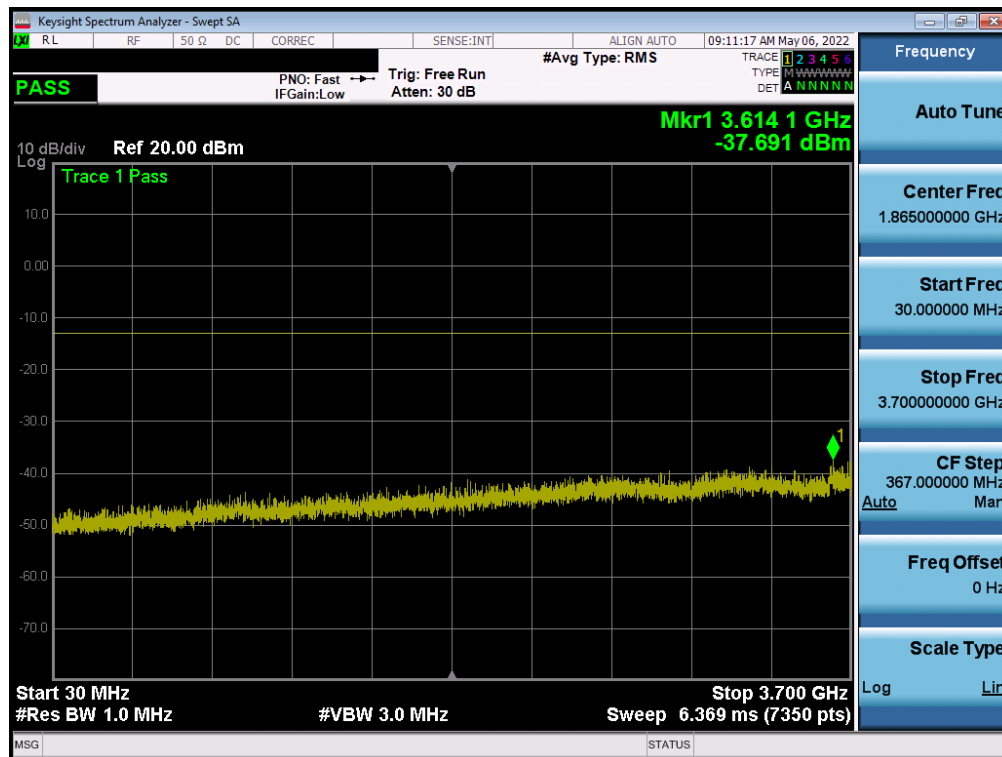
Plot 7-89. Conducted Spurious Plot (NR Band n77 - C-Band – 100MHz QPSK - RB Size 1, RB Offset 0 - Low Channel - SRS-2)

FCC ID: A3LSMF721U	PART 27 MEASUREMENT REPORT		Approved by: Technical Manager
Test Report S/N: 1M2204080051-06.A3L	Test Dates: 04/20/2022 - 06/23/2022	EUT Type: Portable Handset	Page 71 of 203

V3.0 01/06/2022



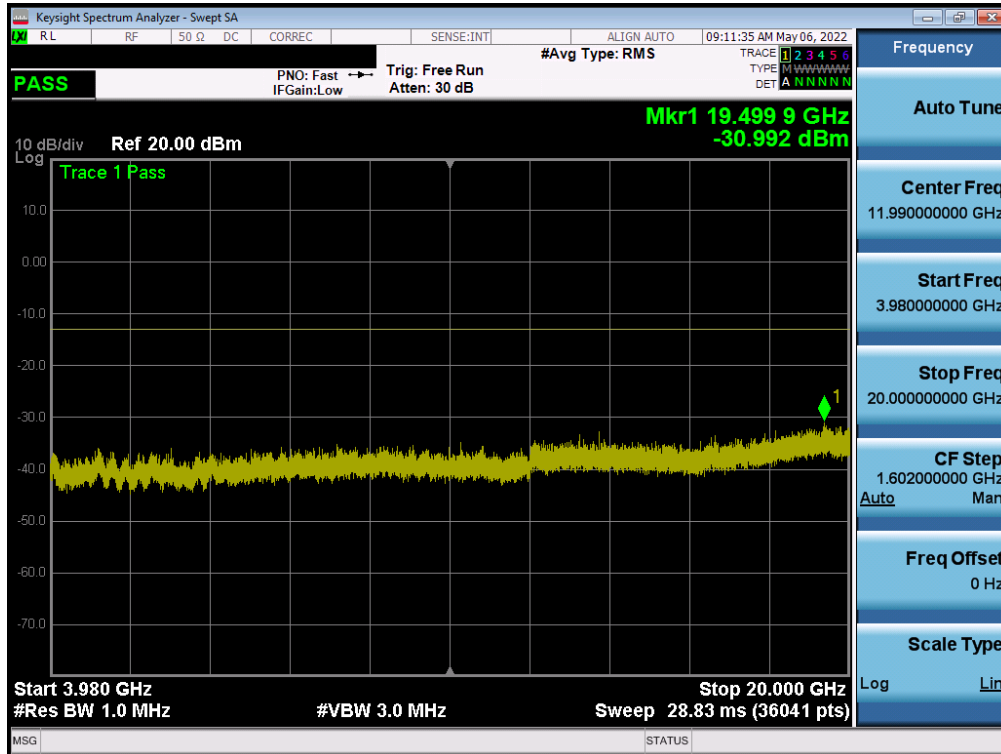
Plot 7-90. Conducted Spurious Plot (NR Band n77 - C-Band – 100MHz QPSK - RB Size 1, RB Offset 0 - Low Channel - SRS-2)



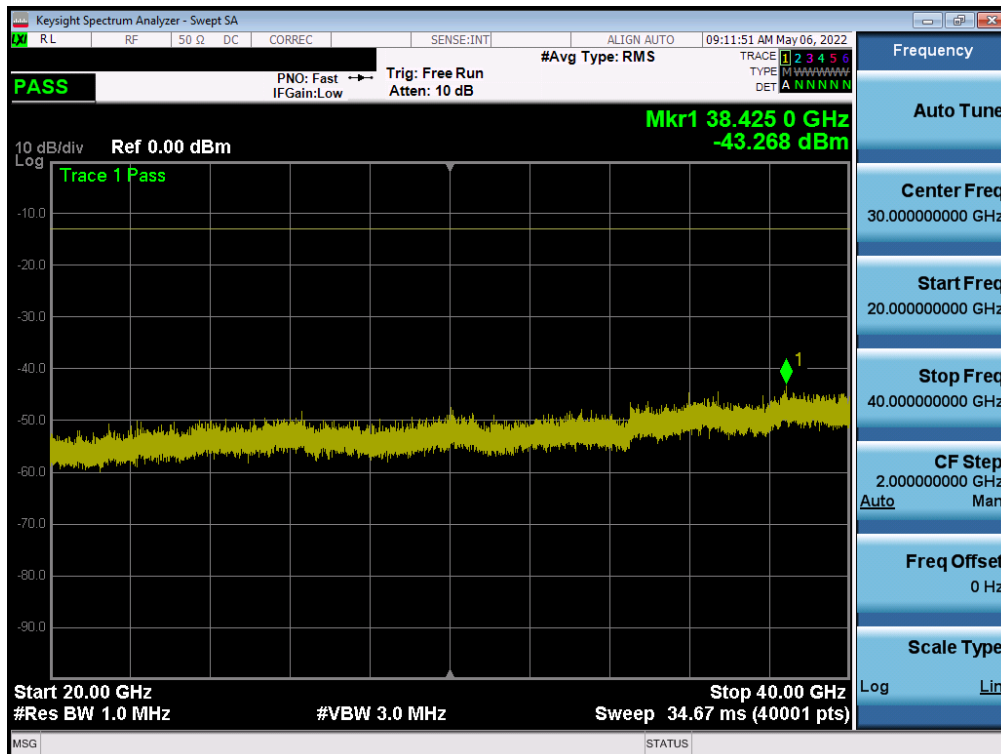
Plot 7-91. Conducted Spurious Plot (NR Band n77 - C-Band – 100MHz QPSK - RB Size 1, RB Offset 0 - Mid Channel - SRS-2)

FCC ID: A3LSMF721U	PART 27 MEASUREMENT REPORT		Approved by: Technical Manager
Test Report S/N: 1M2204080051-06.A3L	Test Dates: 04/20/2022 - 06/23/2022	EUT Type: Portable Handset	Page 72 of 203

V3.0 01/06/2022



Plot 7-92. Conducted Spurious Plot (NR Band n77 - C-Band – 100MHz QPSK - RB Size 1, RB Offset 0 – Mid Channel - SRS-2)

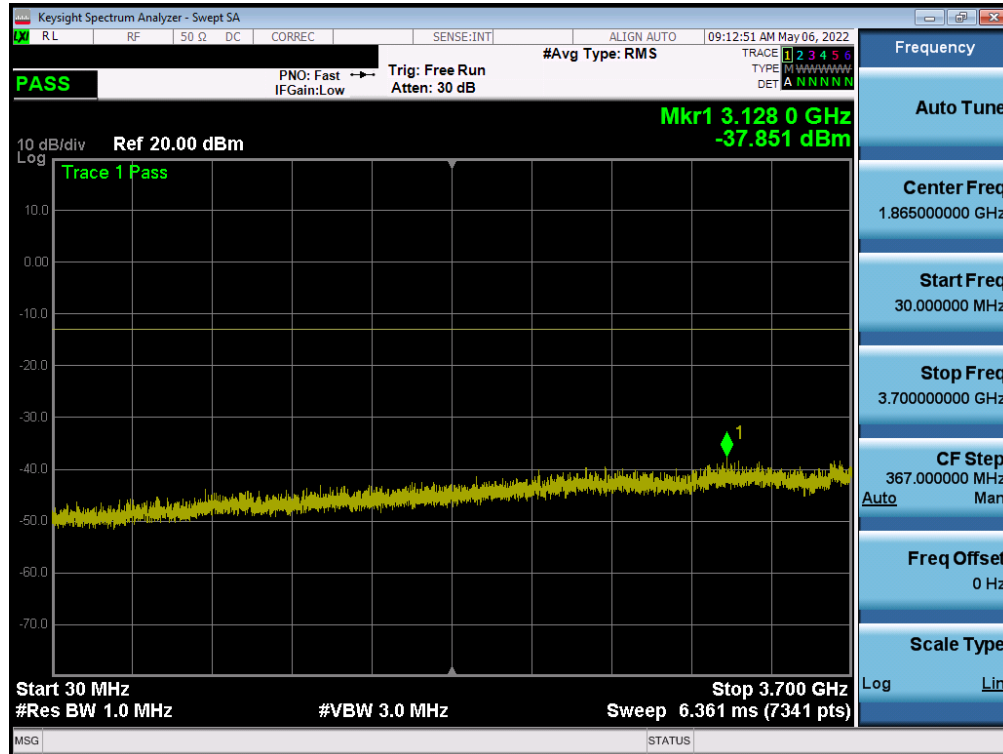


Plot 7-93. Conducted Spurious Plot (NR Band n77 - C-Band – 100MHz QPSK - RB Size 1, RB Offset 0 – Mid Channel - SRS-2)

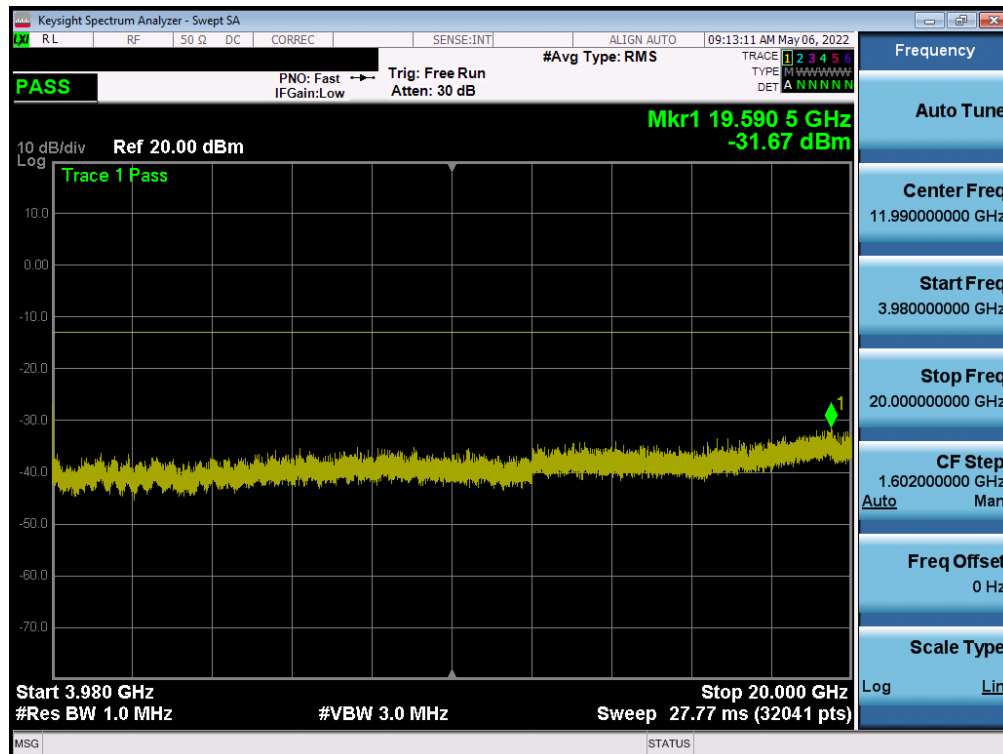
FCC ID: A3LSMF721U	PART 27 MEASUREMENT REPORT		Approved by: Technical Manager
Test Report S/N: 1M2204080051-06.A3L	Test Dates: 04/20/2022 - 06/23/2022	EUT Type: Portable Handset	Page 73 of 203

V3.0 01/06/2022

Unless otherwise specified, no part of this report may be reproduced or utilized in any part, form or by any means, electronic or mechanical, including photocopying and microfilm, without permission in writing from Element. If you have any questions about this or have an inquiry about obtaining additional rights to this report or assembly of contents thereof, please contact ct.info@element.com.

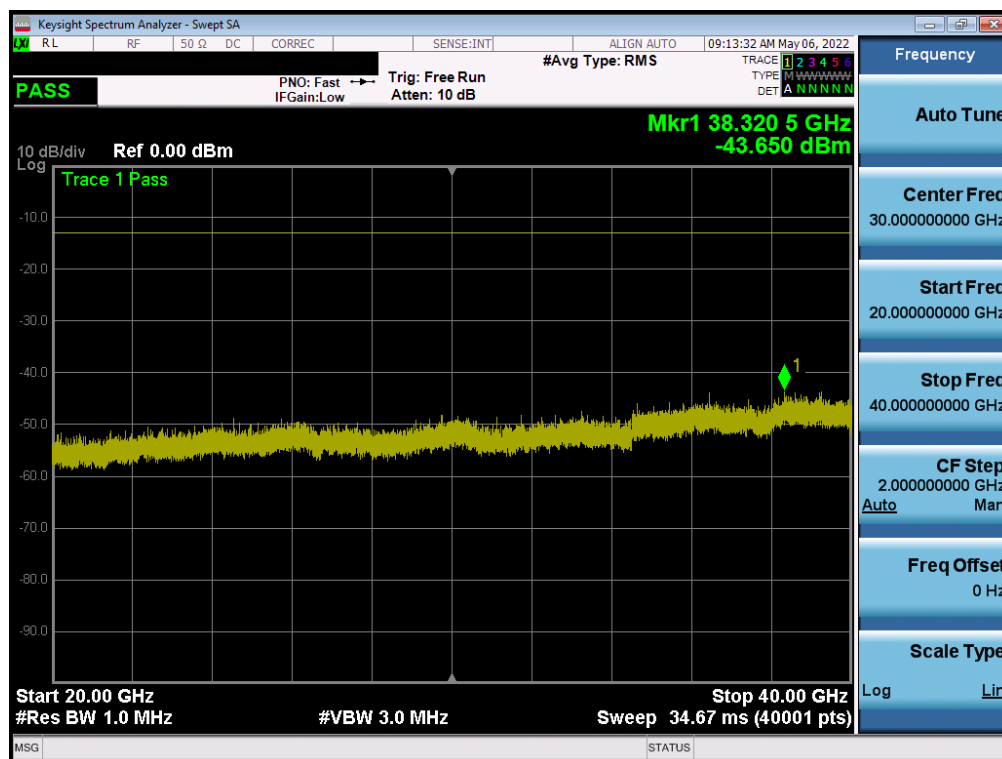


Plot 7-94. Conducted Spurious Plot (NR Band n77 - C-Band – 100MHz QPSK - RB Size 1, RB Offset 0 - High Channel - SRS-2)



Plot 7-95. Conducted Spurious Plot (NR Band n77 - C-Band – 100MHz QPSK - RB Size 1, RB Offset 0 - High Channel - SRS-2)

FCC ID: A3LSMF721U	PART 27 MEASUREMENT REPORT		Approved by: Technical Manager
Test Report S/N: 1M2204080051-06.A3L	Test Dates: 04/20/2022 - 06/23/2022	EUT Type: Portable Handset	Page 74 of 203

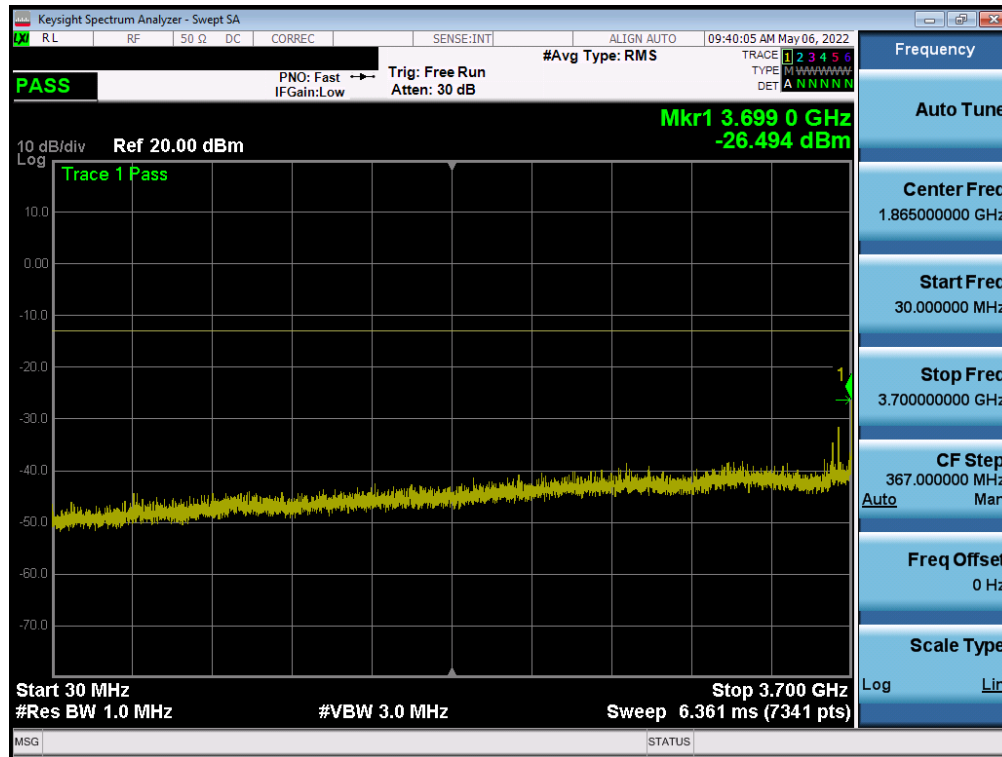


Plot 7-96. Conducted Spurious Plot (NR Band n77 - C-Band – 100MHz QPSK - RB Size 1, RB Offset 0 - High Channel - SRS-2)

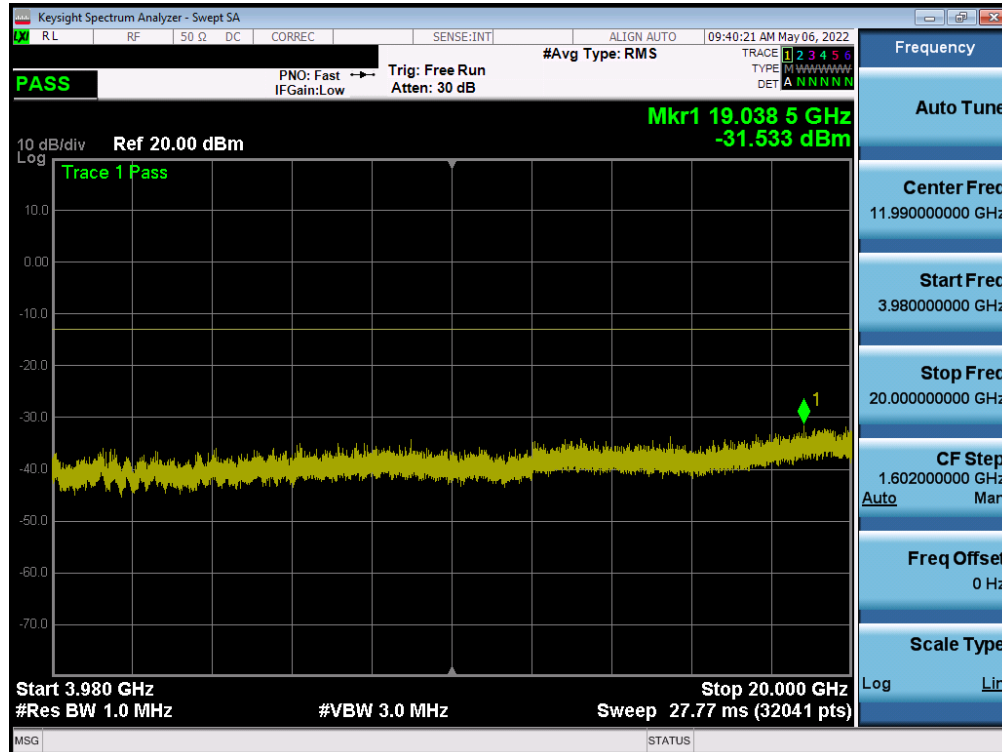
FCC ID: A3LSMF721U	PART 27 MEASUREMENT REPORT		Approved by: Technical Manager
Test Report S/N: 1M2204080051-06.A3L	Test Dates: 04/20/2022 - 06/23/2022	EUT Type: Portable Handset	Page 75 of 203

V3.0 01/06/2022

NR Band n77 (PC2) - C-Band – SRS-3



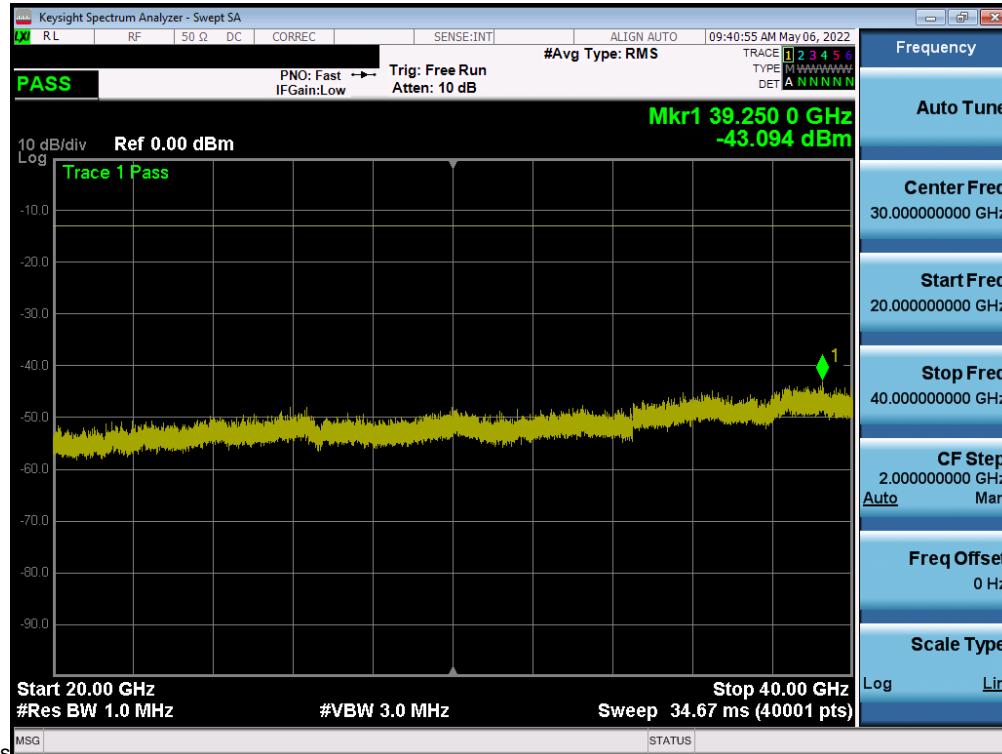
Plot 7-97. Conducted Spurious Plot (NR Band n77 - C-Band – 100MHz QPSK - RB Size 1, RB Offset 0 - Low Channel - SRS-3)



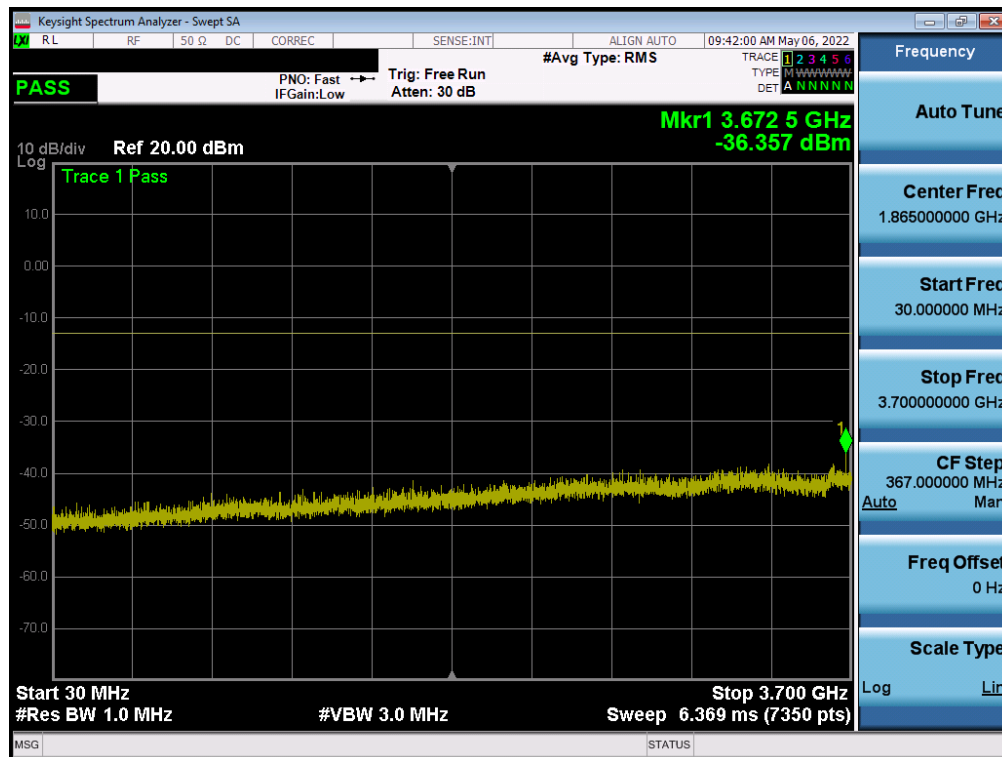
Plot 7-98. Conducted Spurious Plot (NR Band n77 - C-Band – 100MHz QPSK - RB Size 1, RB Offset 0 - Low Channel - SRS-3)

FCC ID: A3LSMF721U	PART 27 MEASUREMENT REPORT		Approved by: Technical Manager
Test Report S/N: 1M2204080051-06.A3L	Test Dates: 04/20/2022 - 06/23/2022	EUT Type: Portable Handset	Page 76 of 203

V3.0 01/06/2022



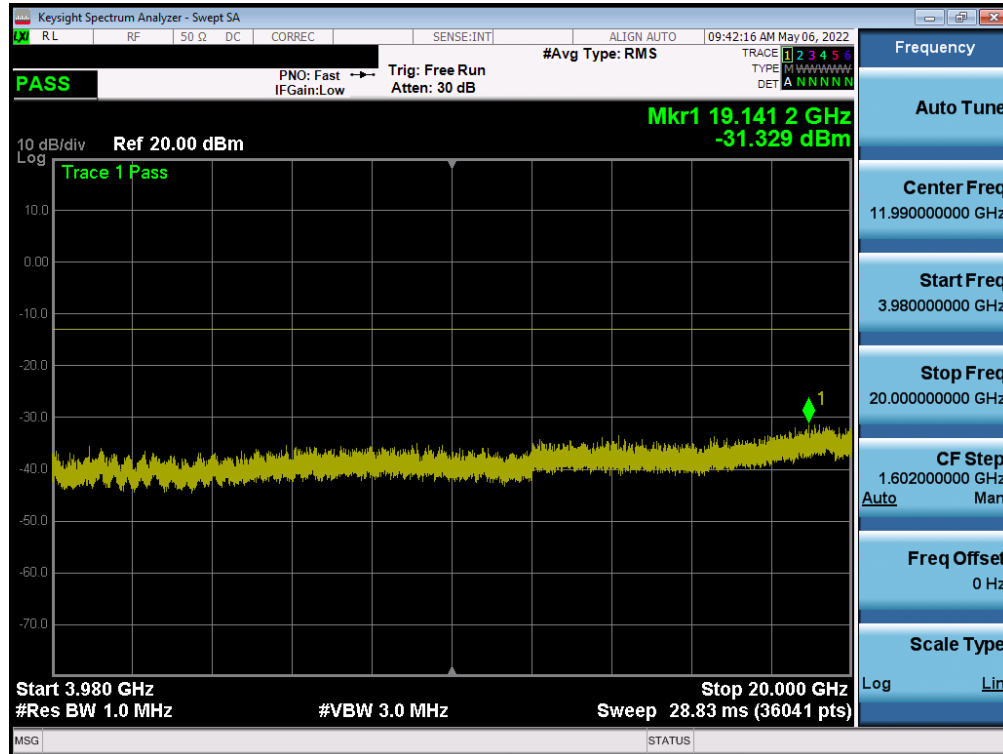
Plot 7-99. Conducted Spurious Plot (NR Band n77 - C-Band – 100MHz QPSK - RB Size 1, RB Offset 0 - Low Channel - SRS-3)



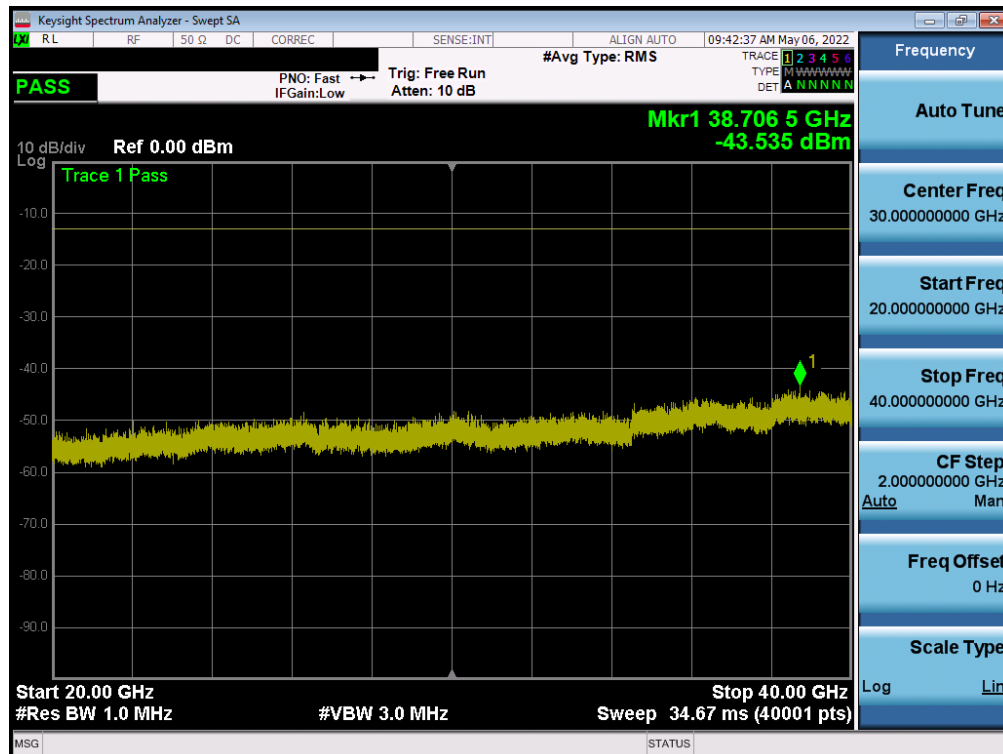
Plot 7-100. Conducted Spurious Plot (NR Band n77 - C-Band – 100MHz QPSK - RB Size 1, RB Offset 0 - Mid Channel - SRS-3)

FCC ID: A3LSMF721U	PART 27 MEASUREMENT REPORT		Approved by: Technical Manager
Test Report S/N: 1M2204080051-06.A3L	Test Dates: 04/20/2022 - 06/23/2022	EUT Type: Portable Handset	Page 77 of 203

V3.0 01/06/2022

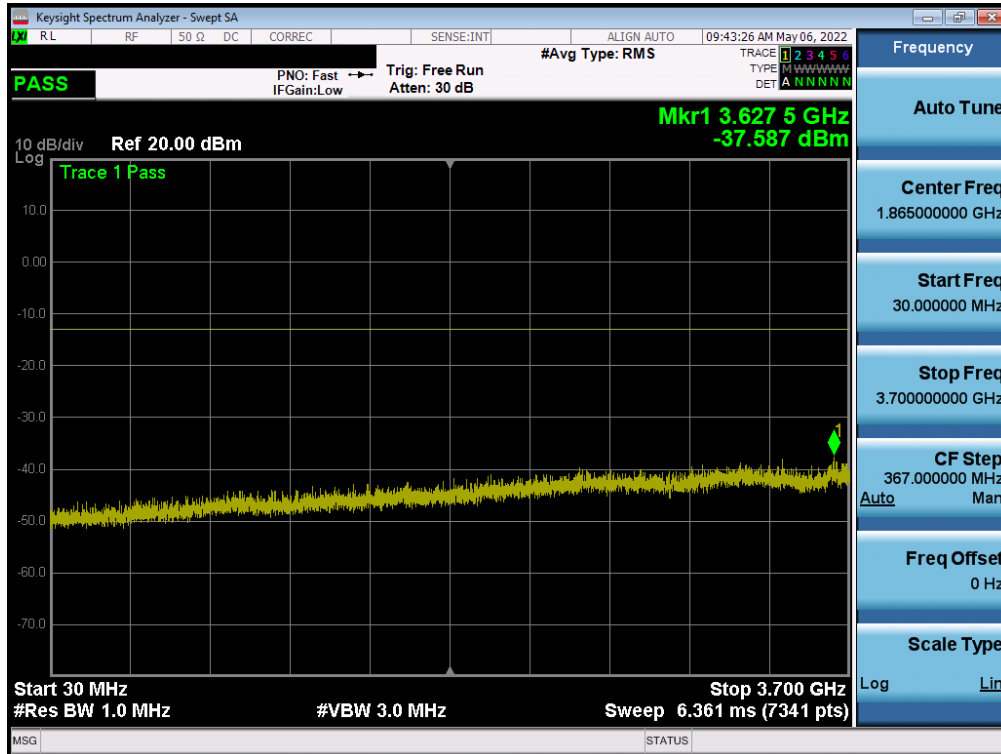


Plot 7-101. Conducted Spurious Plot (NR Band n77 - C-Band – 100MHz QPSK - RB Size 1, RB Offset 0 – Mid Channel - SRS-3)

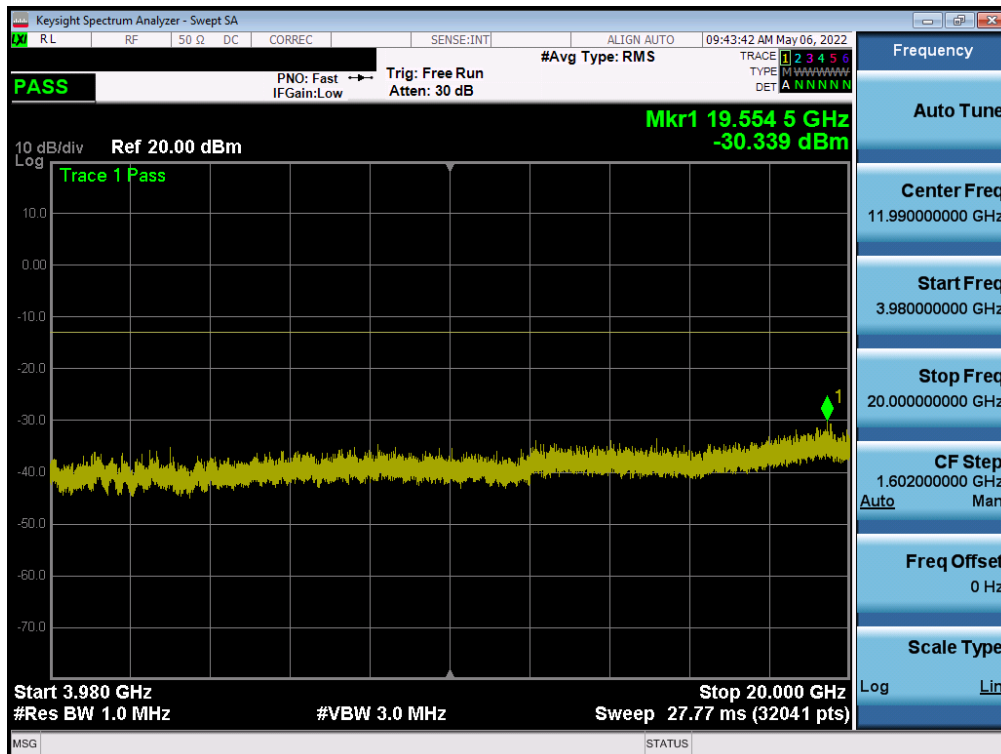


Plot 7-102. Conducted Spurious Plot (NR Band n77 - C-Band – 100MHz QPSK - RB Size 1, RB Offset 0 - Mid Channel - SRS-3)

FCC ID: A3LSMF721U	PART 27 MEASUREMENT REPORT		Approved by: Technical Manager
Test Report S/N: 1M2204080051-06.A3L	Test Dates: 04/20/2022 - 06/23/2022	EUT Type: Portable Handset	Page 78 of 203

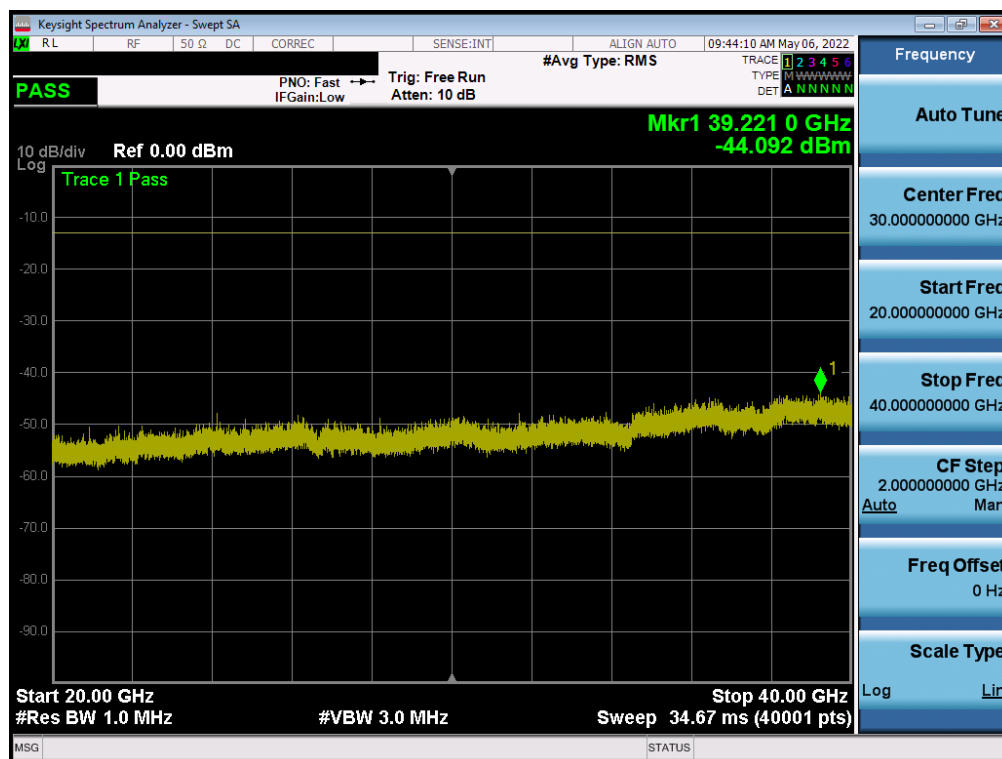


Plot 7-103. Conducted Spurious Plot (NR Band n77 - C-Band – 100MHz QPSK - RB Size 1, RB Offset 0 - High Channel - SRS-3)



Plot 7-104. Conducted Spurious Plot (NR Band n77 - C-Band – 100MHz QPSK - RB Size 1, RB Offset 0 - High Channel - SRS-3)

FCC ID: A3LSMF721U	PART 27 MEASUREMENT REPORT		Approved by: Technical Manager
Test Report S/N: 1M2204080051-06.A3L	Test Dates: 04/20/2022 - 06/23/2022	EUT Type: Portable Handset	Page 79 of 203

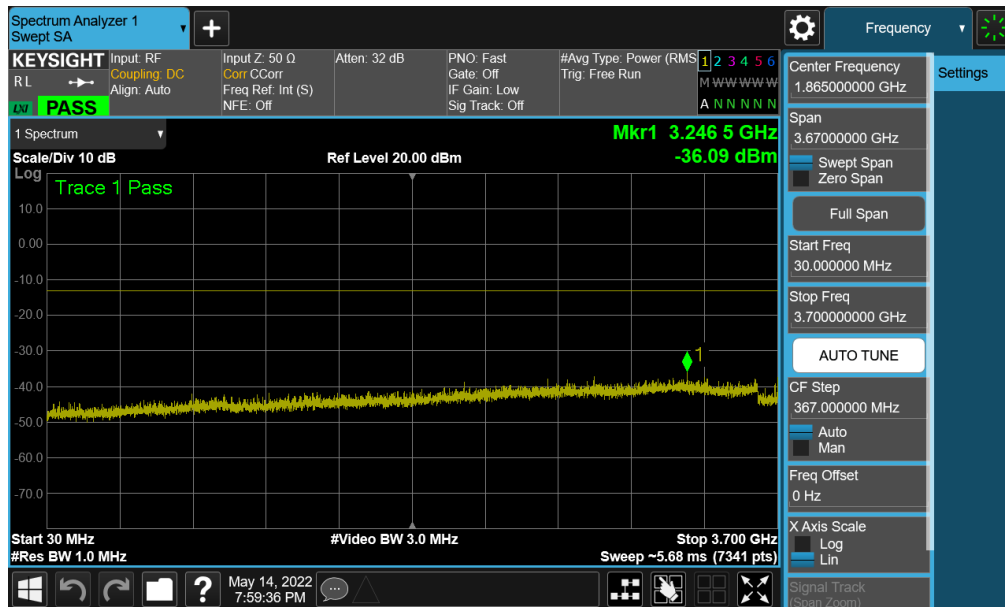


Plot 7-105. Conducted Spurious Plot (NR Band n77 - C-Band – 100MHz QPSK - RB Size 1, RB Offset 0 - High Channel - SRS-3)

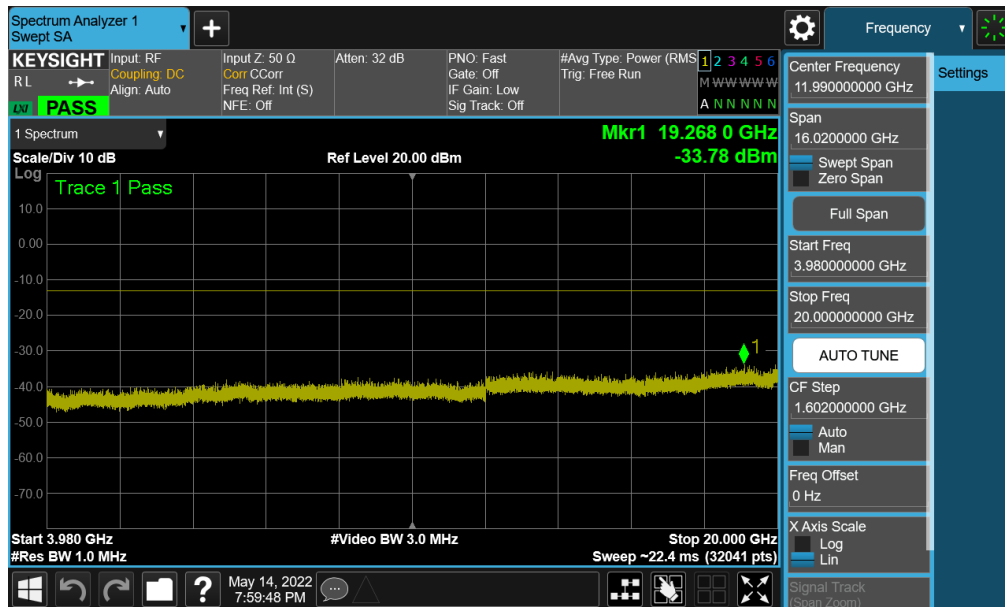
FCC ID: A3LSMF721U	PART 27 MEASUREMENT REPORT		Approved by: Technical Manager
Test Report S/N: 1M2204080051-06.A3L	Test Dates: 04/20/2022 - 06/23/2022	EUT Type: Portable Handset	Page 80 of 203

V3.0 01/06/2022

NR Band n77 (PC2) - C-Band – SRS-4



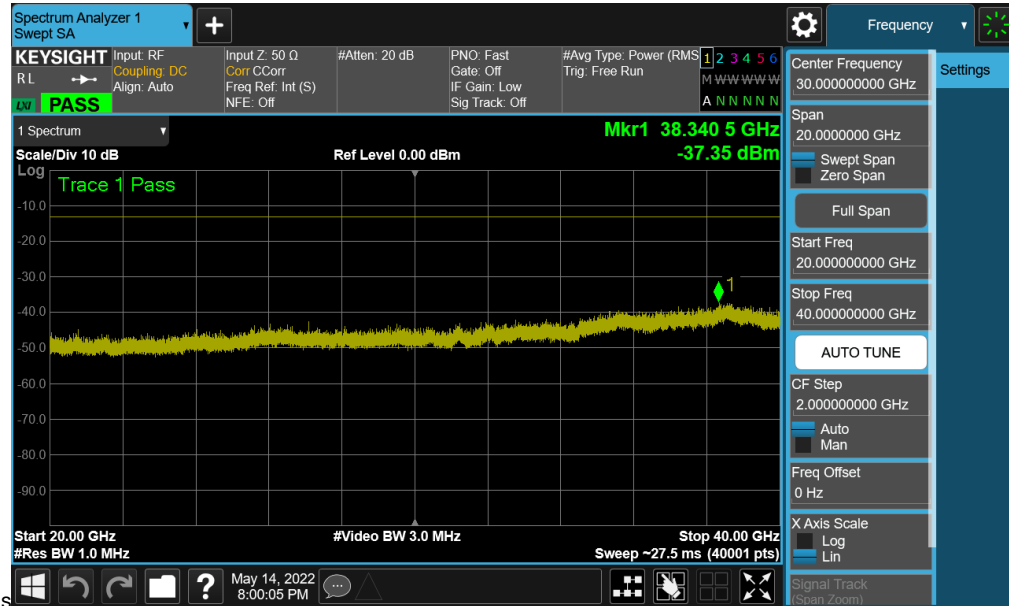
Plot 7-106. Conducted Spurious Plot (NR Band n77 - C-Band – 100MHz QPSK - RB Size 1, RB Offset 0 - Low Channel - SRS-4)



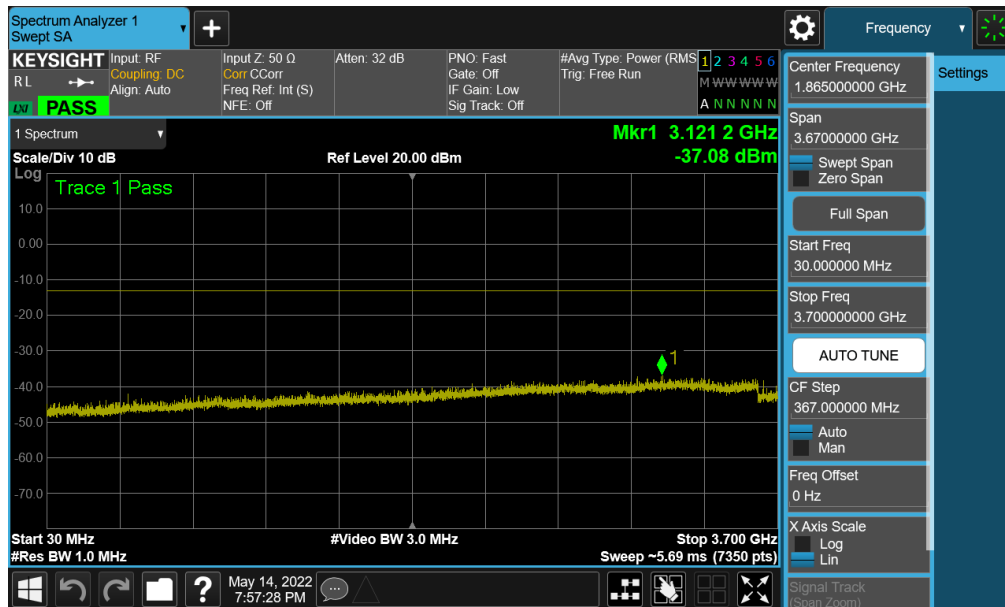
Plot 7-107. Conducted Spurious Plot (NR Band n77 - C-Band – 100MHz QPSK - RB Size 1, RB Offset 0 - Low Channel - SRS-4)

FCC ID: A3LSMF721U	PART 27 MEASUREMENT REPORT		Approved by: Technical Manager
Test Report S/N: 1M2204080051-06.A3L	Test Dates: 04/20/2022 - 06/23/2022	EUT Type: Portable Handset	Page 81 of 203

V3.0 01/06/2022



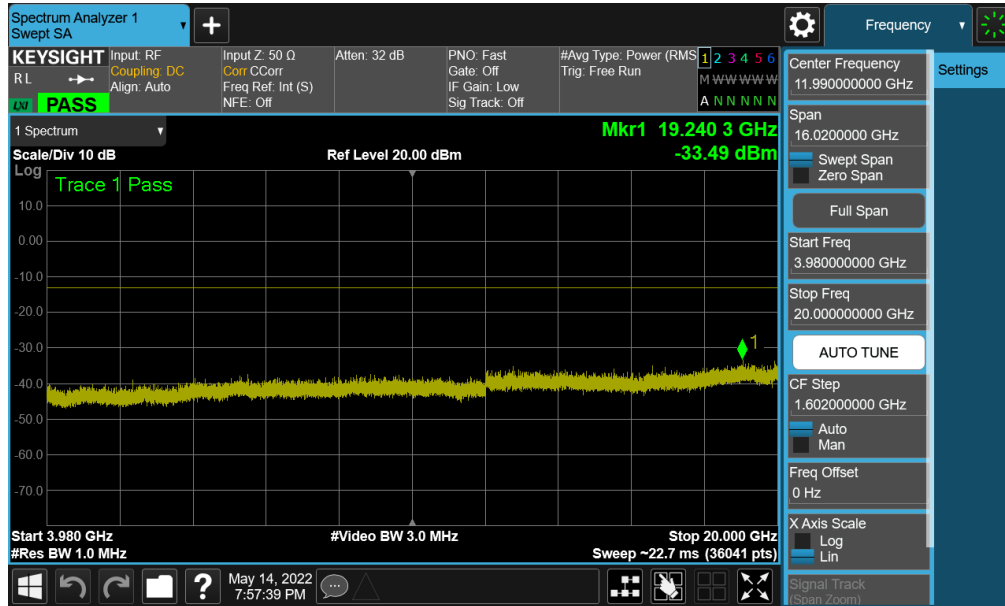
Plot 7-108. Conducted Spurious Plot (NR Band n77 - C-Band – 100MHz QPSK - RB Size 1, RB Offset 0 - Low Channel - SRS-4)



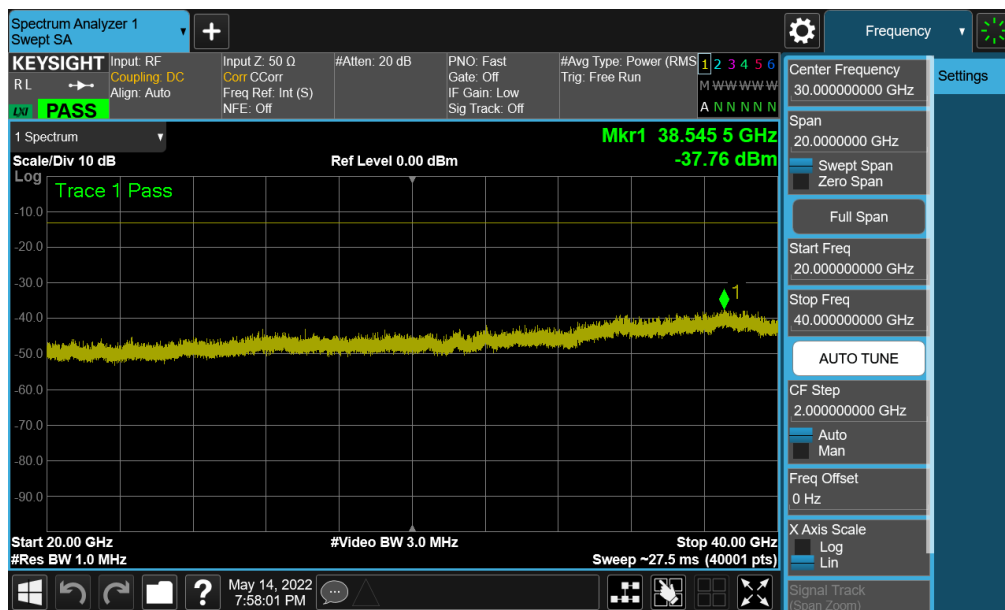
Plot 7-109. Conducted Spurious Plot (NR Band n77 - C-Band – 100MHz QPSK - RB Size 1, RB Offset 0 - Mid Channel - SRS-4)

FCC ID: A3LSMF721U	PART 27 MEASUREMENT REPORT		Approved by: Technical Manager
Test Report S/N: 1M2204080051-06.A3L	Test Dates: 04/20/2022 - 06/23/2022	EUT Type: Portable Handset	Page 82 of 203

V3.0 01/06/2022



Plot 7-110. Conducted Spurious Plot (NR Band n77 - C-Band – 100MHz QPSK - RB Size 1, RB Offset 0 – Mid Channel - SRS-4)

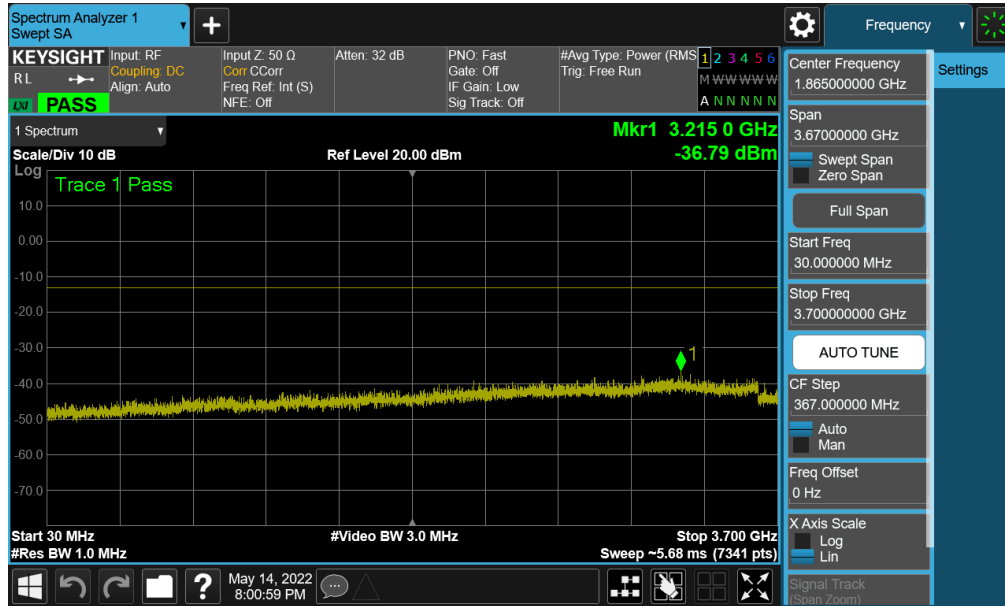


Plot 7-111. Conducted Spurious Plot (NR Band n77 - C-Band – 100MHz QPSK - RB Size 1, RB Offset 0 - Mid Channel - SRS-4)

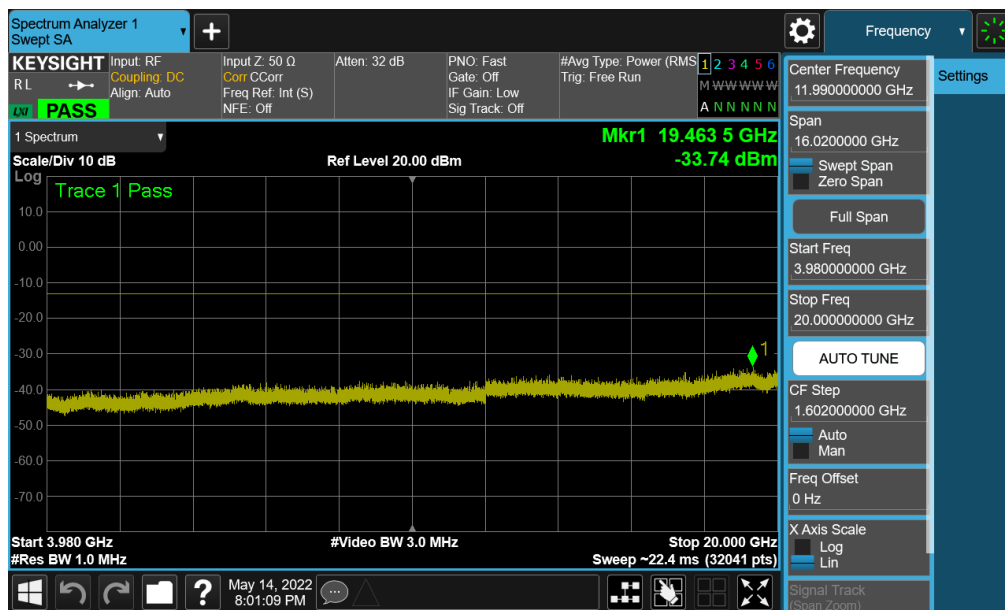
FCC ID: A3LSMF721U	PART 27 MEASUREMENT REPORT		Approved by: Technical Manager
Test Report S/N: 1M2204080051-06.A3L	Test Dates: 04/20/2022 - 06/23/2022	EUT Type: Portable Handset	Page 83 of 203

V3.0 01/06/2022

Unless otherwise specified, no part of this report may be reproduced or utilized in any part, form or by any means, electronic or mechanical, including photocopying and microfilm, without permission in writing from Element. If you have any questions about this or have an inquiry about obtaining additional rights to this report or assembly of contents thereof, please contact ct.info@element.com.

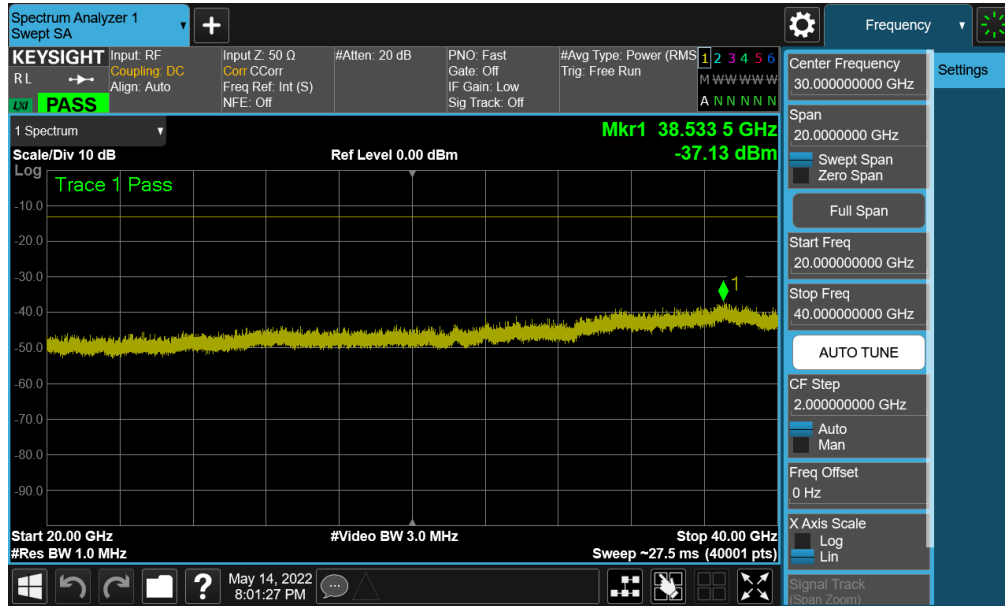


Plot 7-112. Conducted Spurious Plot (NR Band n77 - C-Band – 100MHz QPSK - RB Size 1, RB Offset 0 - High Channel - SRS-4)



Plot 7-113. Conducted Spurious Plot (NR Band n77 - C-Band – 100MHz QPSK - RB Size 1, RB Offset 0 - High Channel - SRS-4)

FCC ID: A3LSMF721U	PART 27 MEASUREMENT REPORT		Approved by: Technical Manager
Test Report S/N: 1M2204080051-06.A3L	Test Dates: 04/20/2022 - 06/23/2022	EUT Type: Portable Handset	Page 84 of 203



Plot 7-114. Conducted Spurious Plot (NR Band n77 - C-Band – 100MHz QPSK - RB Size 1, RB Offset 0 - High Channel - SRS-4)

FCC ID: A3LSMF721U	PART 27 MEASUREMENT REPORT		Approved by: Technical Manager
Test Report S/N: 1M2204080051-06.A3L	Test Dates: 04/20/2022 - 06/23/2022	EUT Type: Portable Handset	Page 85 of 203

V3.0 01/06/2022

7.5 Band Edge Emissions at Antenna Terminal

Test Overview

All out of band emissions are measured with a spectrum analyzer connected to the antenna terminal of the EUT while the EUT is operating at maximum power, and at the appropriate frequencies. All data rates were investigated to determine the worst case configuration. All modes of operation were investigated and the worst case configuration results are reported in this section.

For operations in the 3700 – 3980MHz band and the 3450 – 3550MHz band, the maximum permissible conducted power level of any out-of-band emission is -13dBm/MHz.

Test Procedure Used

ANSI C63.26-2015 – Section 5.7.3

Test Settings

1. Start and stop frequency were set such that the band edge would be placed in the center of the plot
2. Span was set large enough so as to capture all out of band emissions near the band edge
3. RBW \geq 1% of the emission bandwidth
4. VBW \geq 3 x RBW
5. Detector = RMS
6. Number of sweep points \geq 2 x Span/RBW
7. Trace mode = trace average for continuous emissions, max hold for pulse emissions
8. Sweep time = auto couple
9. The trace was allowed to stabilize

Test Setup

The EUT and measurement equipment were set up as shown in the diagram below.



Figure 7-4. Test Instrument & Measurement Setup

FCC ID: A3LSMF721U	PART 27 MEASUREMENT REPORT		Approved by: Technical Manager
Test Report S/N: 1M2204080051-06.A3L	Test Dates: 04/20/2022 - 06/23/2022	EUT Type: Portable Handset	Page 86 of 203

V3.0 01/06/2022

Test Notes

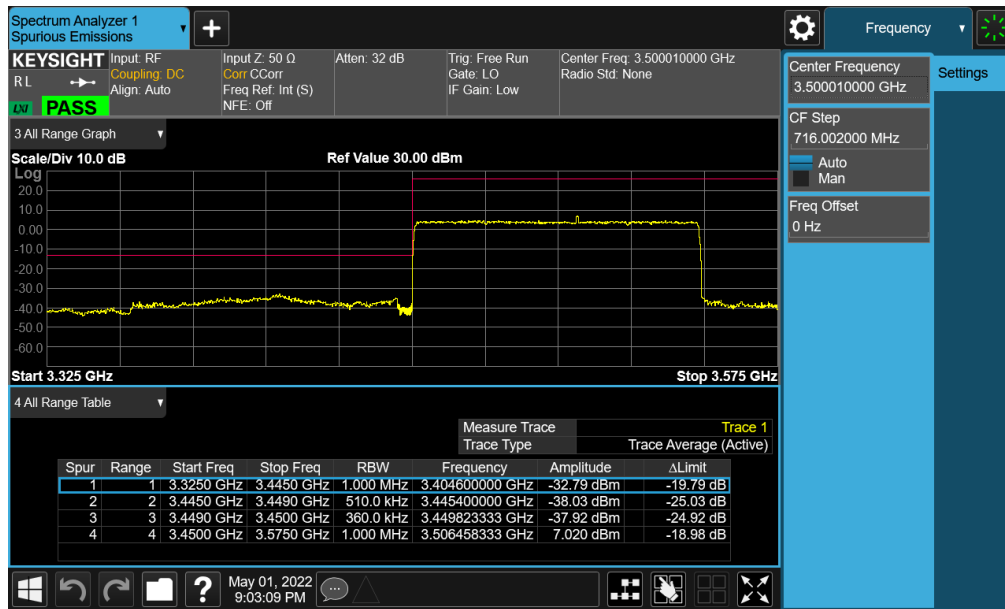
- 1) Per Part 27.53(l), compliance with the -13dBm/MHz conducted power limit for out-of-band emissions is based on the use of measurement instrumentation employing a resolution bandwidth of 1 MHz or greater. However, in the 1 MHz bands immediately outside and adjacent to the licensee's frequency block, the minimum resolution bandwidth for the measurement shall be either one percent of the emission bandwidth of the fundamental emission of the transmitter or 350 kHz. In the bands between 1 and 5 MHz removed from the licensee's frequency block, the minimum resolution bandwidth for the measurement shall be 500 kHz.
- 2) Per Part 27.53(n), compliance with the -13dBm/MHz conducted power limit for out-of-band emissions is based on the use of measurement instrumentation employing a resolution bandwidth of 1 MHz or greater. However, in the 1 MHz bands immediately outside and adjacent to the licensee's frequency block, a resolution bandwidth of at least one percent of the emission bandwidth of the fundamental emission of the transmitter may be employed, but limited to a maximum of 200 kHz. In the bands between 1 and 5 MHz removed from the licensee's frequency block, the minimum resolution bandwidth for the measurement shall be 500 kHz.
- 3) The emission bandwidth is defined as the width of the signal between two points, one below the carrier center frequency and one above the carrier center frequency, outside of which all emissions are attenuated at least 26 dB below the transmitter power.
- 4) For NR operation, all subcarrier spacings (SCS) and transmission schemes (e.g. CP-OFDM and DFT-s-OFDM) were investigated to determine the worst case configuration. All modes of operation were investigated and the worst case configuration results are reported in this section.

FCC ID: A3LSMF721U	PART 27 MEASUREMENT REPORT		Approved by: Technical Manager
Test Report S/N: 1M2204080051-06.A3L	Test Dates: 04/20/2022 - 06/23/2022	EUT Type: Portable Handset	Page 87 of 203

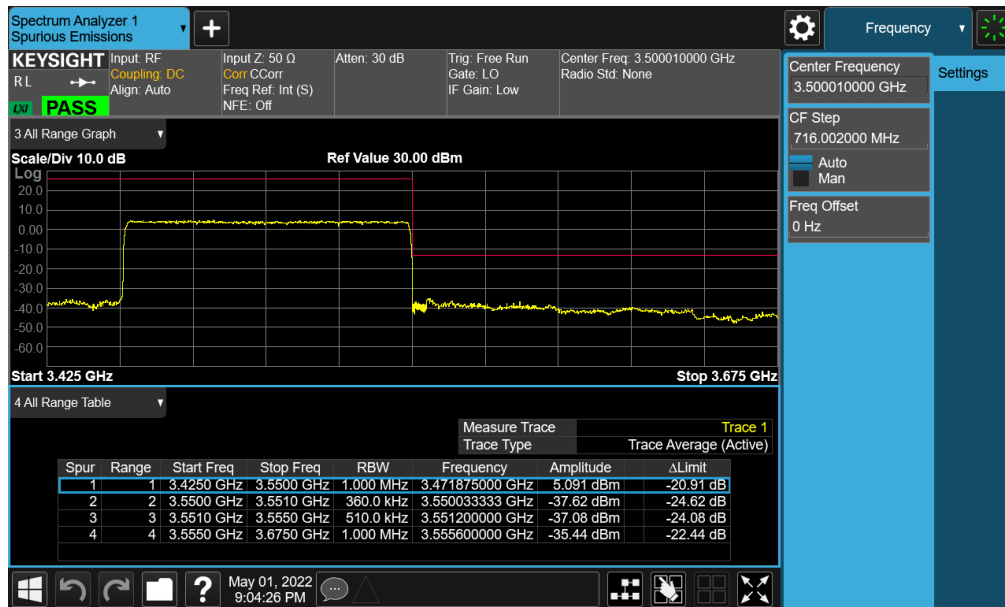
V3.0 01/06/2022

Unless otherwise specified, no part of this report may be reproduced or utilized in any part, form or by any means, electronic or mechanical, including photocopying and microfilm, without permission in writing from Element. If you have any questions about this or have an inquiry about obtaining additional rights to this report or assembly of contents thereof, please contact ct.info@element.com.

NR Band n77 (PC2) - DoD Band – SRS-1



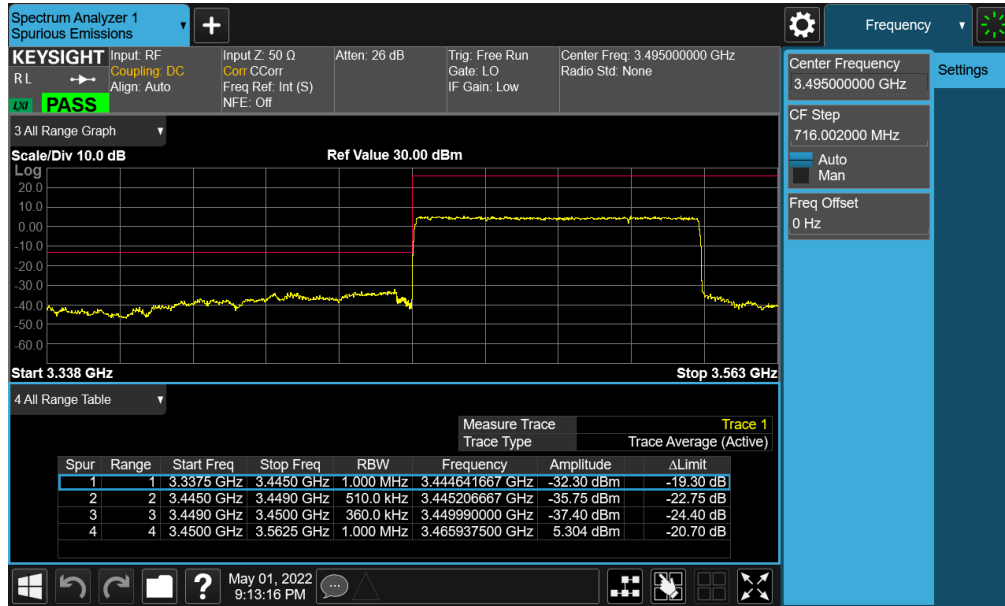
Plot 7-115. Lower ACP Plot (NR Band n77 - DoD Band – 100MHz DFT-s-OFDM $\pi/2$ BPSK – Full RB - SRS-1)



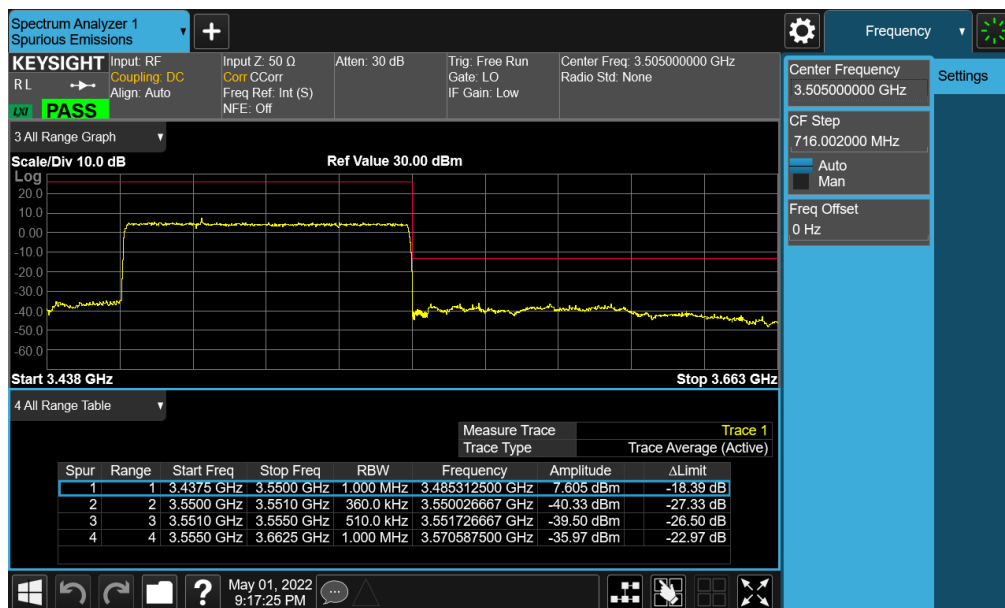
Plot 7-116. Upper ACP Plot (NR Band n77 - DoD Band – 100MHz DFT-s-OFDM $\pi/2$ BPSK – Full RB - SRS-1)

FCC ID: A3LSMF721U	PART 27 MEASUREMENT REPORT		Approved by: Technical Manager
Test Report S/N: 1M2204080051-06.A3L	Test Dates: 04/20/2022 - 06/23/2022	EUT Type: Portable Handset	Page 88 of 203

V3.0 01/06/2022

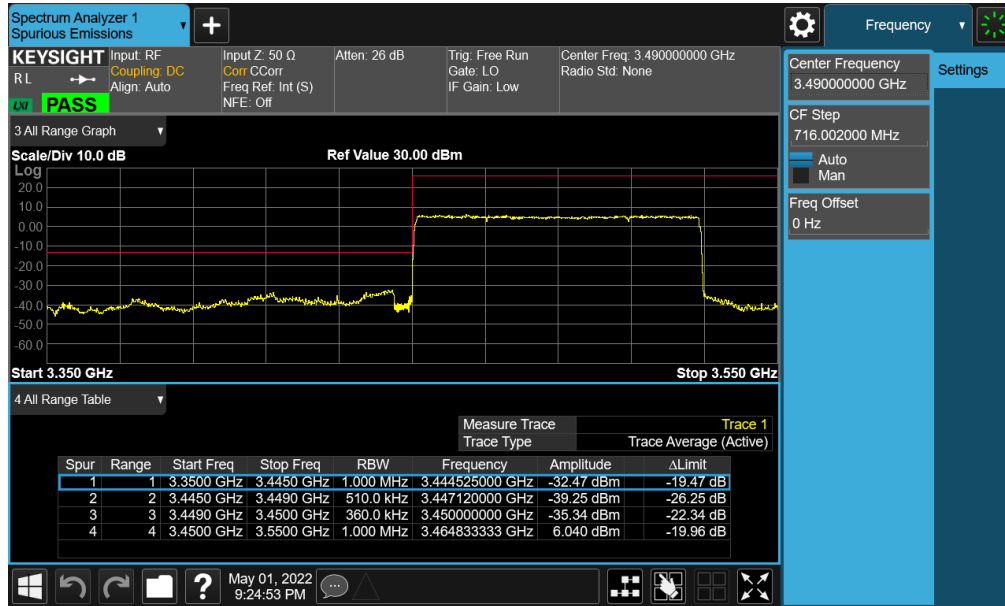


Plot 7-117. Lower ACP Plot (NR Band n77 - DoD Band – 90MHz DFT-s-OFDM $\pi/2$ BPSK – Full RB - SRS-1)

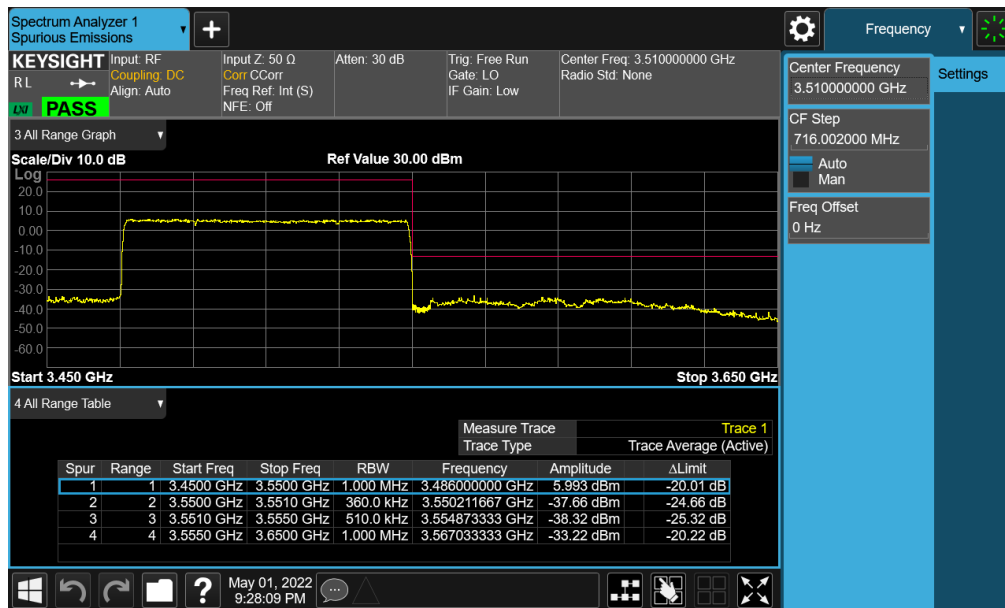


Plot 7-118. Upper ACP Plot (NR Band n77 - DoD Band – 90MHz DFT-s-OFDM QPSK – Full RB - SRS-1)

FCC ID: A3LSMF721U	PART 27 MEASUREMENT REPORT		Approved by: Technical Manager
Test Report S/N: 1M2204080051-06.A3L	Test Dates: 04/20/2022 - 06/23/2022	EUT Type: Portable Handset	Page 89 of 203

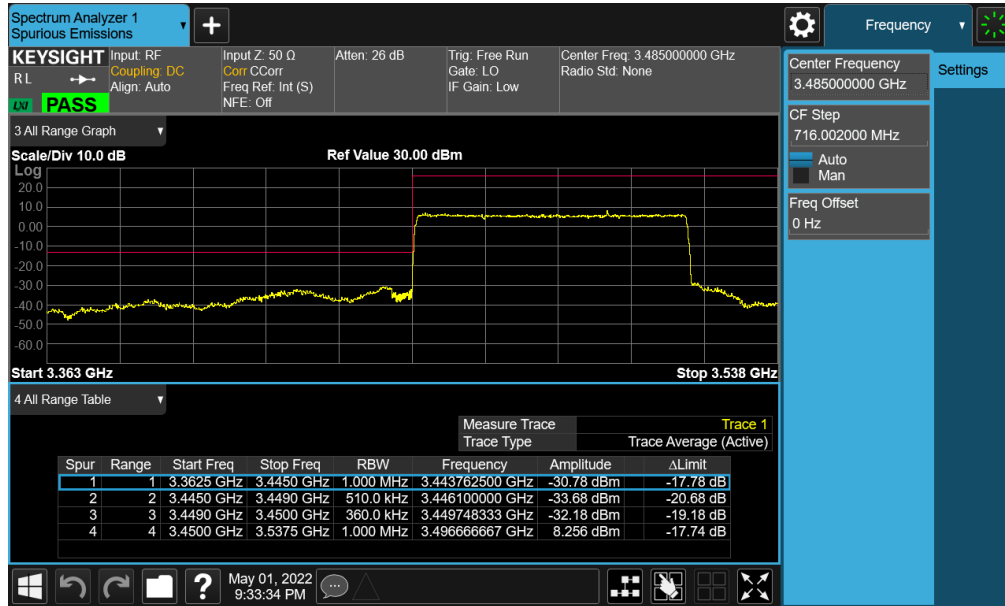


Plot 7-119. Lower ACP Plot (NR Band n77 - DoD Band – 80MHz DFT-s-OFDM $\pi/2$ BPSK – Full RB - SRS-1)

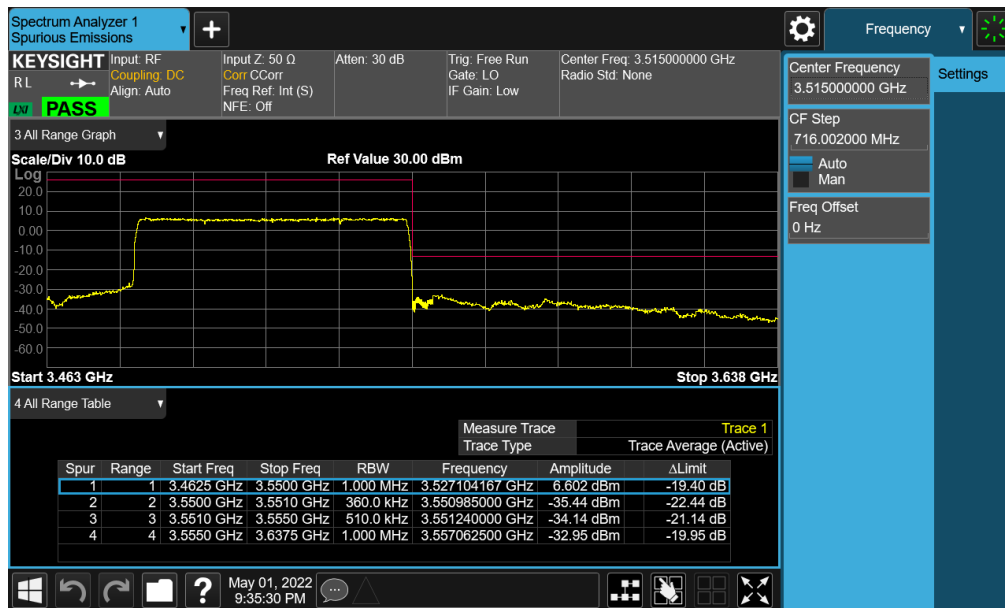


Plot 7-120. Upper ACP Plot (NR Band n77 - DoD Band – 80MHz CP-OFDM QPSK – Full RB - SRS-1)

FCC ID: A3LSMF721U	PART 27 MEASUREMENT REPORT		Approved by: Technical Manager
Test Report S/N: 1M2204080051-06.A3L	Test Dates: 04/20/2022 - 06/23/2022	EUT Type: Portable Handset	Page 90 of 203

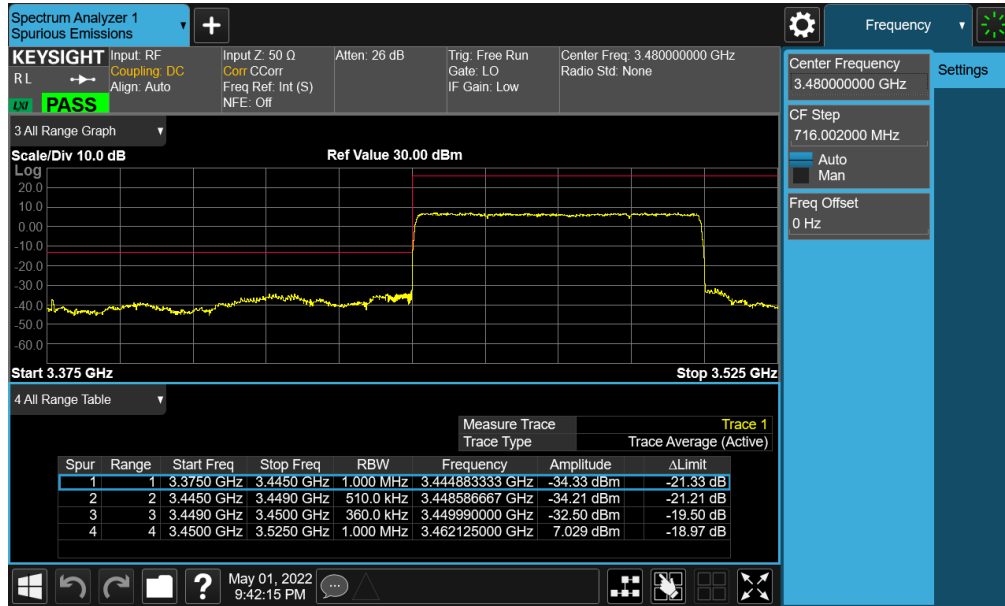


Plot 7-121. Lower ACP Plot (NR Band n77 - DoD Band – 70MHz DFT-s-OFDM $\pi/2$ BPSK – Full RB - SRS-1)

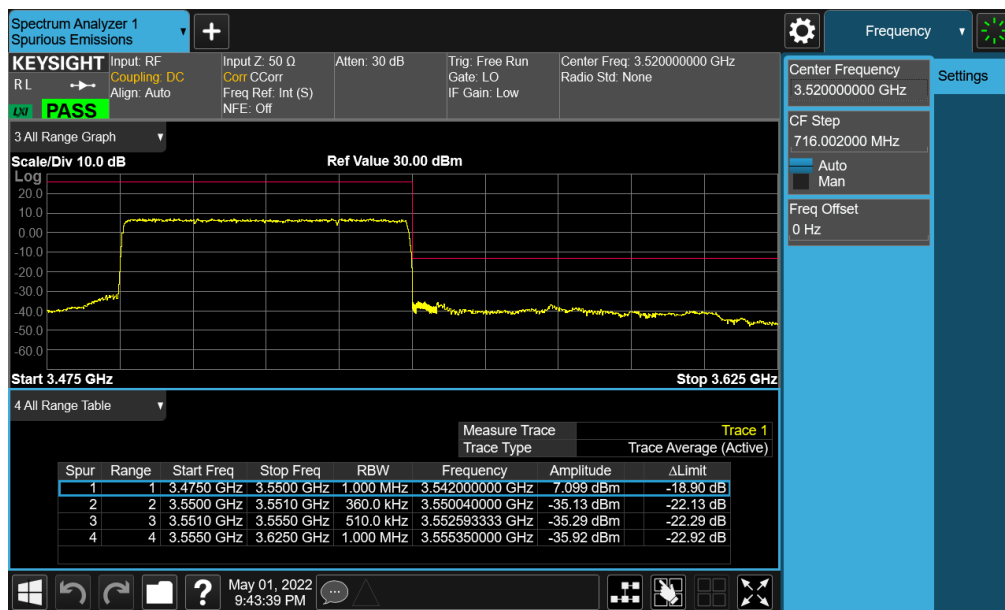


Plot 7-122. Upper ACP Plot (NR Band n77 - DoD Band – 70MHz DFT-s-OFDM QPSK – Full RB - SRS-1)

FCC ID: A3LSMF721U	PART 27 MEASUREMENT REPORT		Approved by: Technical Manager
Test Report S/N: 1M2204080051-06.A3L	Test Dates: 04/20/2022 - 06/23/2022	EUT Type: Portable Handset	Page 91 of 203

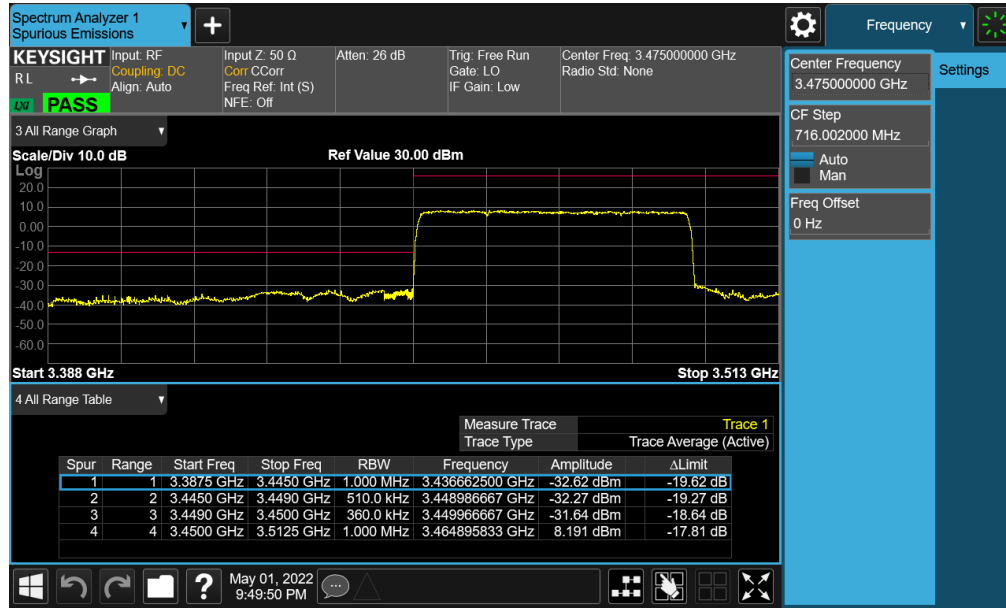


Plot 7-123. Lower ACP Plot (NR Band n77 - DoD Band – 60MHz DFT-s-OFDM $\pi/2$ BPSK – Full RB - SRS-1)

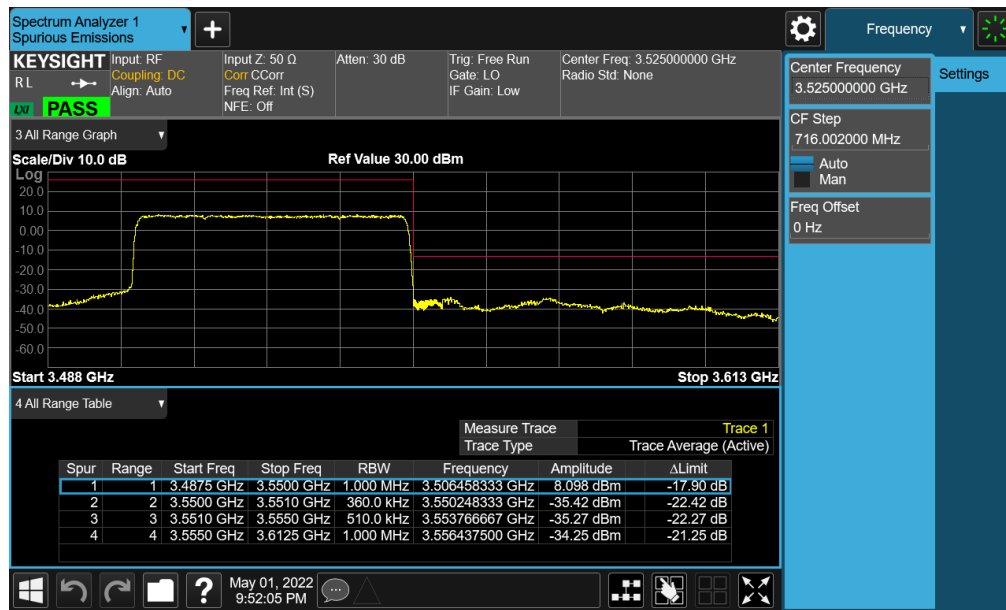


Plot 7-124. Upper ACP Plot (NR Band n77 - DoD Band – 60MHz CP-OFDM QPSK – Full RB - SRS-1)

FCC ID: A3LSMF721U	PART 27 MEASUREMENT REPORT		Approved by: Technical Manager
Test Report S/N: 1M2204080051-06.A3L	Test Dates: 04/20/2022 - 06/23/2022	EUT Type: Portable Handset	Page 92 of 203

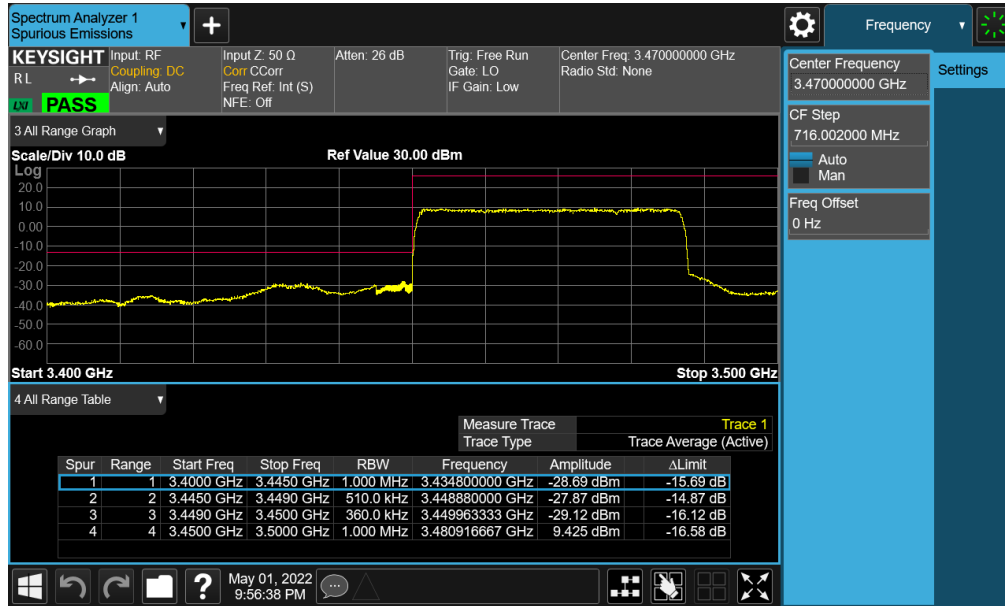


Plot 7-125. Lower ACP Plot (NR Band n77 - DoD Band - 50MHz DFT-s-OFDM QPSK - Full RB - SRS-1)

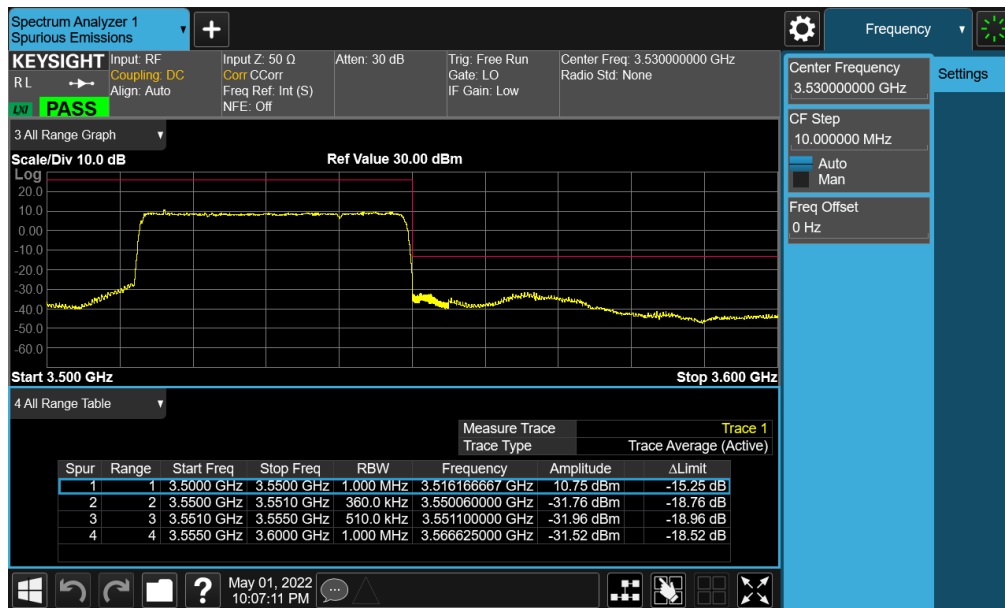


Plot 7-126. Upper ACP Plot (NR Band n77 - DoD Band - 50MHz CP-OFDM QPSK - Full RB - SRS-1)

FCC ID: A3LSMF721U	PART 27 MEASUREMENT REPORT		Approved by: Technical Manager
Test Report S/N: 1M2204080051-06.A3L	Test Dates: 04/20/2022 - 06/23/2022	EUT Type: Portable Handset	Page 93 of 203

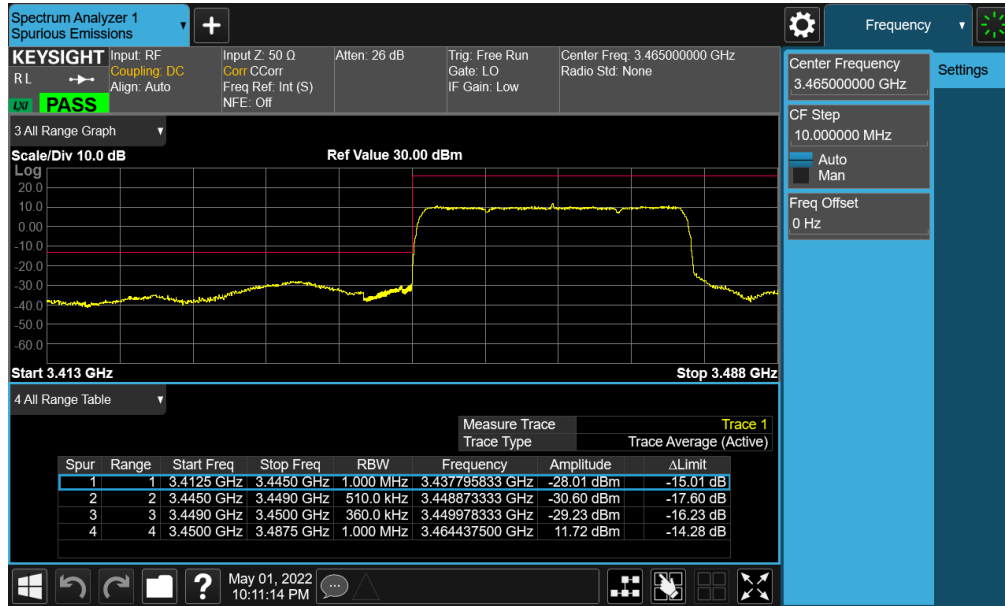


Plot 7-127. Lower ACP Plot (NR Band n77 - DoD Band – 40MHz DFT-s-OFDM $\pi/2$ BPSK – Full RB - SRS-1)

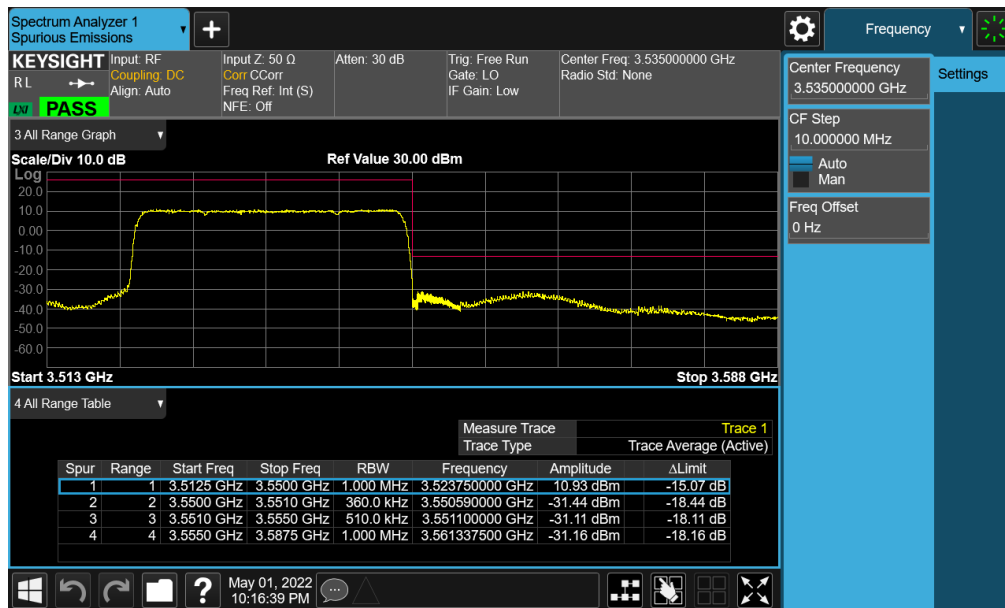


Plot 7-128. Upper ACP Plot (NR Band n77 - DoD Band – 40MHz CP-OFDM QPSK – Full RB - SRS-1)

FCC ID: A3LSMF721U	PART 27 MEASUREMENT REPORT		Approved by: Technical Manager
Test Report S/N: 1M2204080051-06.A3L	Test Dates: 04/20/2022 - 06/23/2022	EUT Type: Portable Handset	Page 94 of 203

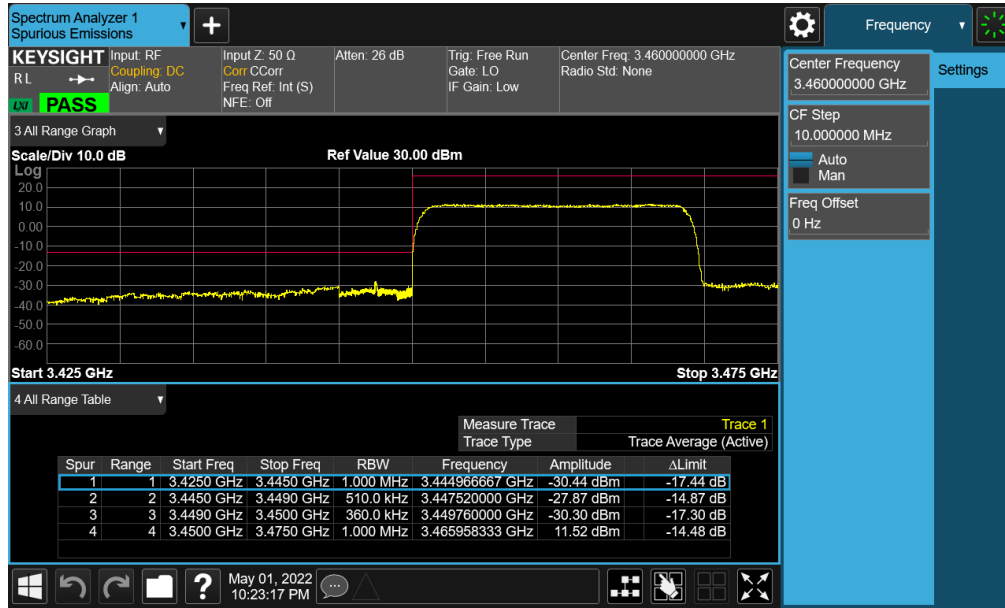


Plot 7-129. Lower ACP Plot (NR Band n77 - DoD Band - 30MHz CP-OFDM QPSK - Full RB - SRS-1)

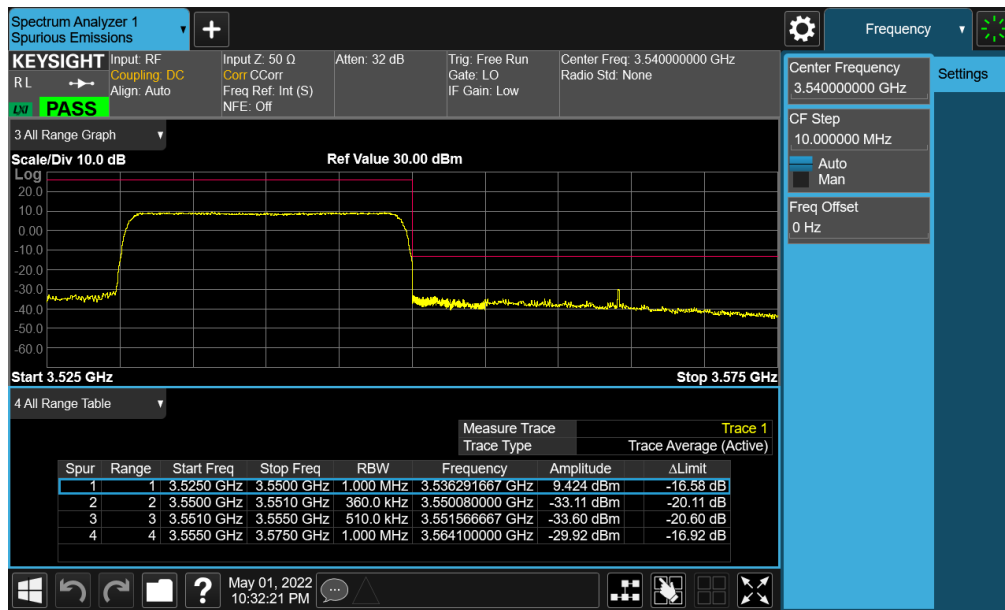


Plot 7-130. Upper ACP Plot (NR Band n77 - DoD Band - 30MHz CP-OFDM QPSK - Full RB - SRS-1)

FCC ID: A3LSMF721U	PART 27 MEASUREMENT REPORT		Approved by: Technical Manager
Test Report S/N: 1M2204080051-06.A3L	Test Dates: 04/20/2022 - 06/23/2022	EUT Type: Portable Handset	Page 95 of 203

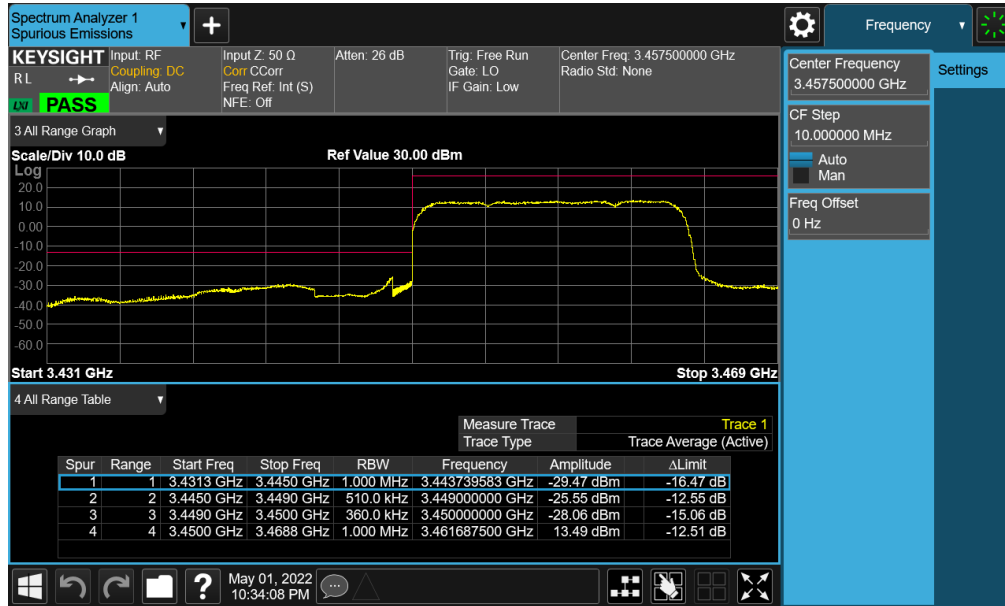


Plot 7-131. Lower ACP Plot (NR Band n77 - DoD Band – 20MHz DFT-s-OFDM QPSK – Full RB - SRS-1)

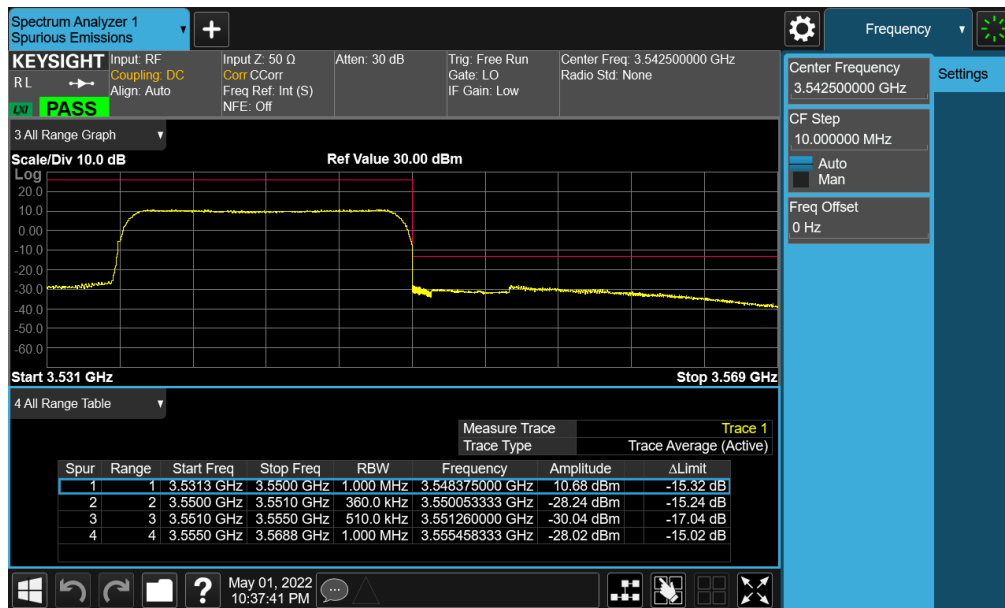


Plot 7-132. Upper ACP Plot (NR Band n77 - DoD Band – 20MHz CP-OFDM QPSK – Full RB - SRS-1)

FCC ID: A3LSMF721U	PART 27 MEASUREMENT REPORT		Approved by: Technical Manager
Test Report S/N: 1M2204080051-06.A3L	Test Dates: 04/20/2022 - 06/23/2022	EUT Type: Portable Handset	Page 96 of 203



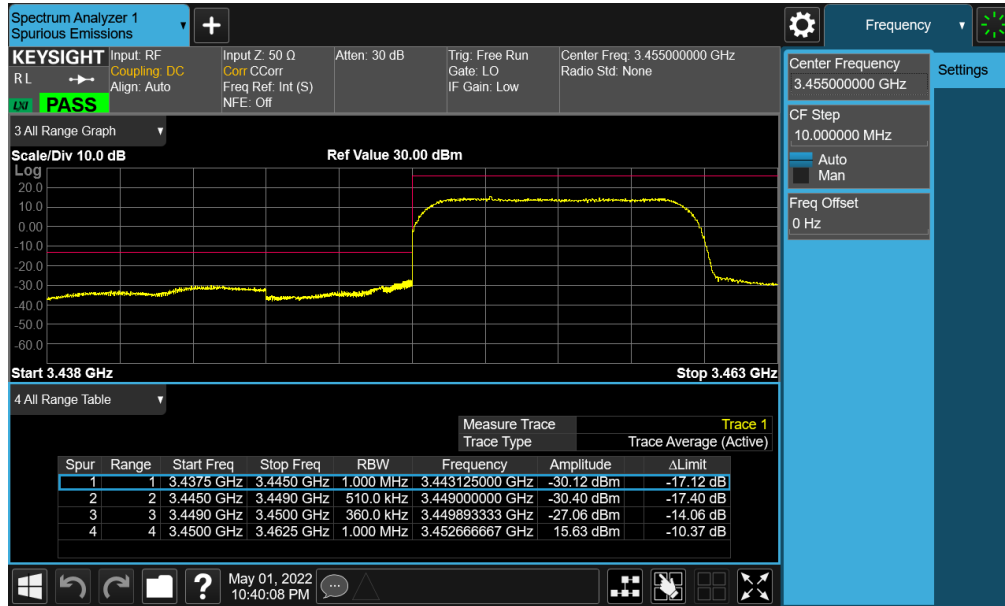
Plot 7-133. Lower ACP Plot (NR Band n77 - DoD Band - 15MHz DFT-s- $\pi/2$ BPSK - Full RB - SRS-1)



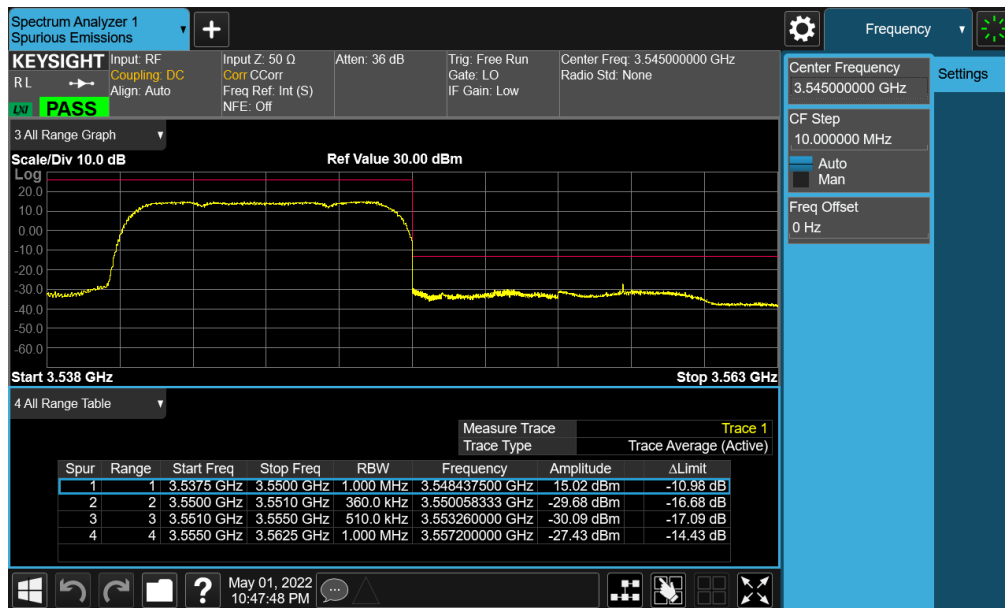
Plot 7-134. Upper ACP Plot (NR Band n77 - DoD Band - 15MHz CP-OFDM QPSK - Full RB - SRS-1)

FCC ID: A3LSMF721U	PART 27 MEASUREMENT REPORT		Approved by: Technical Manager
Test Report S/N: 1M2204080051-06.A3L	Test Dates: 04/20/2022 - 06/23/2022	EUT Type: Portable Handset	Page 97 of 203

V3.0 01/06/2022



Plot 7-135. Lower ACP Plot (NR Band n77 - DoD Band – 10MHz CP-OFDM QPSK – Full RB - SRS-1)



Plot 7-136. Upper ACP Plot (NR Band n77 - DoD Band – 10MHz DFT-s-OFDM $\pi/2$ BPSK – Full RB - SRS-1)

FCC ID: A3LSMF721U	PART 27 MEASUREMENT REPORT		Approved by: Technical Manager
Test Report S/N: 1M2204080051-06.A3L	Test Dates: 04/20/2022 - 06/23/2022	EUT Type: Portable Handset	Page 98 of 203

V3.0 01/06/2022