

APPENDIX B: POWER DENSITY SYSTEM VERIFICATION PLOTS

Element

Date: 06/06/2022

30 GHz System Verification

Device Under Test Properties

DUT	Serial Number
30 GHz Verification Source	1045

Exposure Conditions

Phantom Section	Position	Test Distance [mm]	Band	Frequency [MHz]
5G	FRONT	5.55	Validation band	30000.00

Hardware Setup

Probe, Calibration Date	DAE, Calibration Date
EUmmWV3 - SN9364, 06/21/2021	DAE4ip SN1638, 11/11/2021

Software Setup

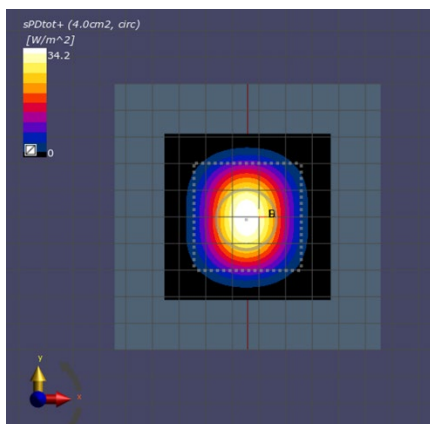
Software	Software Version
cDASY6 Module mmWave	3.0.0.841

Scans Setup

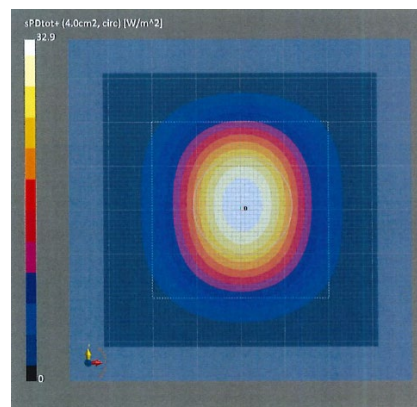
Scan Type	5G Scan
Grid Extents [mm]	60.0 x 60.0
Grid Steps [lambda]	0.25 x 0.25
Sensor Surface [mm]	5.55

Measurement Results

Scan Type	5G Scan
Avg. Area [cm²]	4.00
pS_{tot} avg [W/m²]	34.2
pS_n avg [W/m²]	33.8
E_{peak} [V/m]	132.0
Deviation (dB)	0.19



30 GHz System Verification



Calibration Certificate

Element

Date: 06/10/2022

30 GHz System Verification

Device Under Test Properties

DUT	Serial Number
30 GHz Verification Source	1035

Exposure Conditions

Phantom Section	Position	Test Distance [mm]	Band	Frequency [MHz]
5G	FRONT	5.55	Validation band	30000.00

Hardware Setup

Probe, Calibration Date	DAE, Calibration Date
EUmWV3 - SN9407, 12/13/2021	DAE4ip SN1639, 01/21/2022

Software Setup

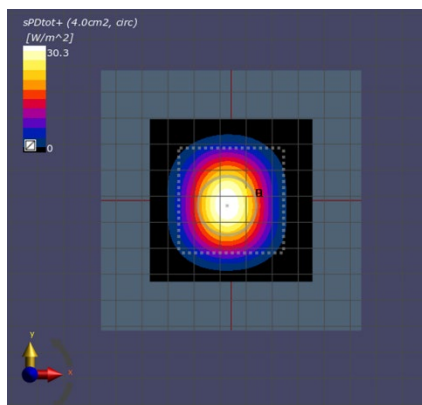
Software	Software Version
cDASY6 Module mmWave	3.0.0.841

Scans Setup

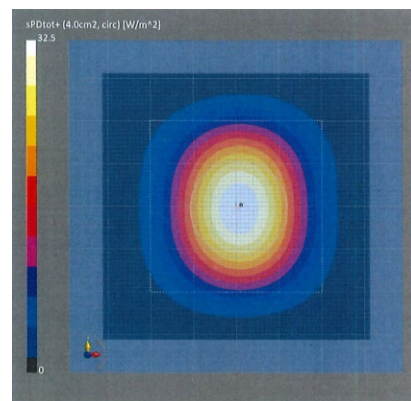
Scan Type	5G Scan
Grid Extents [mm]	60.0 x 60.0
Grid Steps [lambda]	0.25 x 0.25
Sensor Surface [mm]	5.55

Measurement Results

Scan Type	5G Scan
Avg. Area [cm ²]	4.00
pS _{tot} avg [W/m ²]	30.3
pS _n avg [W/m ²]	29.8
E _{peak} [V/m]	123.0
Deviation (dB)	-0.29



30 GHz System Verification



Calibration Certificate