



**FCC 47 CFR § 2.1093
IEEE Std 1528-2013**

SAR EVALUATION REPORT

FOR

GSM/WCDMA/LTE/5G NR Phone + BT/BLE, DTS/UNII a/b/g/n/ac/ax, NFC and WPT

MODEL NUMBER: SM-F721B

FCC ID: A3LSMF721B

REPORT NUMBER: 4790357232-S1V3

ISSUE DATE: 7/20/2022

Prepared for
**SAMSUNG ELECTRONICS CO., LTD.
129 SAMSUNG-RO, YEONGTONG-GU, SUWON-SI,
GYEONGGI-DO, 16677, KOREA**

Prepared by
UL Korea, Ltd.
26th floor, 152, Teheran-ro, Gangnam-gu Seoul, 06236, Korea

**Suwon Test Site: UL Korea, Ltd. Suwon Laboratory
218 Maeyeong-ro, Yeongtong-gu,
Suwon-si, Gyeonggi-do, 16675, Korea
TEL: (031) 337-9902
FAX: (031) 213-5433**



Testing Laboratory

TL-637

Revision History

Rev.	Date	Revisions	Revised By
V1	6/15/2022	Initial Issue	--
V2	6/22/2022	Revised Dipole Cal.due date in Section 4.3 & 8.2.	Sunghoon.kim
V3	7/20/2022	Revised SAR Characterizations' table in Section 6.3. Revised Pmax target power in Section 6.4 - NR Band n41 SRS 2, 3, 4 - NR Band n77 SRS 2, 3, 4	Sunghoon.kim



Table of Contents

1.	Attestation of Test Results	6
1.1.	<i>The Highest Reported SAR for RF exposure conditions for each bands</i>	<i>7</i>
2.	Test Specification, Methods and Procedures.....	8
3.	Facilities and Accreditation	8
4.	SAR Measurement System & Test Equipment	9
4.1.	<i>SAR Measurement System.....</i>	<i>9</i>
4.2.	<i>SAR Scan Procedures</i>	<i>11</i>
4.3.	<i>Test Equipment.....</i>	<i>13</i>
5.	Measurement Uncertainty.....	15
5.1.	<i>DECISION RULE.....</i>	<i>15</i>
6.	Device Under Test (DUT) Information	16
6.1.	<i>DUT Description</i>	<i>16</i>
6.2.	<i>Wireless Technologies.....</i>	<i>17</i>
6.3.	<i>Time-Averaging feature</i>	<i>18</i>
6.4.	<i>Nominal and Maximum Output Power.....</i>	<i>19</i>
6.5.	<i>DSI (Device State Index) Scenarios.....</i>	<i>22</i>
6.6.	<i>General LTE SAR Test and Reporting Considerations.....</i>	<i>23</i>
6.7.	<i>LTE (TDD) Considerations.....</i>	<i>25</i>
6.8.	<i>NR (Sub 6GHz) SAR Test and Reporting Considerations.....</i>	<i>26</i>
6.9.	<i>Dynamic Antenna tuner testing – For PAG REUSE</i>	<i>28</i>
7.	RF Exposure Conditions (Test Configurations).....	29
8.	Dielectric Property Measurements & System Check	31
8.1.	<i>Dielectric Property Measurements</i>	<i>31</i>
8.2.	<i>System Check.....</i>	<i>45</i>
9.	Conducted Output Power Measurements.....	50
9.1.	<i>GSM</i>	<i>50</i>
9.2.	<i>W-CDMA</i>	<i>52</i>
9.3.	<i>LTE.....</i>	<i>58</i>
9.4.	<i>NR (Sub 6GHz).....</i>	<i>79</i>
9.5.	<i>Wi-Fi 2.4 GHz (DTS Band).....</i>	<i>124</i>
9.6.	<i>Wi-Fi 5GHz (U-NII Bands).....</i>	<i>125</i>
9.7.	<i>Bluetooth</i>	<i>133</i>
10.	Measured and Reported (Scaled) SAR Results.....	134

10.1.	GSM 850.....	136
10.2.	GSM 1900.....	137
10.3.	WCDMA Band II.....	138
10.4.	WCDMA Band IV.....	139
10.5.	WCDMA Band V.....	140
10.6.	LTE Band 4 (Sub.5 Ant.) (20MHz Bandwidth).....	141
10.7.	LTE Band 5 (10MHz Bandwidth).....	142
10.8.	LTE Band 12 (10MHz Bandwidth).....	143
10.9.	LTE Band 13 (10MHz Bandwidth).....	144
10.10.	LTE Band 25 (20MHz Bandwidth).....	145
10.11.	LTE Band 26 (15MHz Bandwidth).....	146
10.12.	LTE Band 41 (20MHz Bandwidth).....	147
10.13.	LTE Band 66 (20MHz Bandwidth).....	149
10.14.	NR Band n5 (20MHz Bandwidth).....	150
10.15.	NR Band n12 (15MHz Bandwidth).....	151
10.16.	NR Band n25 (20MHz Bandwidth).....	152
10.17.	NR Band n66 (20MHz Bandwidth).....	153
10.18.	NR Band n41_(Voice/Data/SRS1) (100MHz Bandwidth).....	155
10.19.	NR Band n41_(SRS2/SRS3/SRS4) (100MHz Bandwidth).....	156
10.20.	NR Band n77_(Voice/Data/SRS1) (100MHz Bandwidth).....	157
10.21.	NR Band n77_(SRS2/SRS3/SRS4) (100MHz Bandwidth).....	158
10.22.	Wi-Fi (DTS Band).....	160
10.23.	Wi-Fi (U-NII Bands).....	163
10.24.	Bluetooth.....	168
10.25.	NFC.....	168
11.	SAR Measurement Variability.....	169
12.	Simultaneous Transmission SAR Analysis.....	170
12.1.	Sum of the SAR for GSM850 & Wi-Fi & BT.....	173
12.2.	Sum of the SAR for GSM1900 & Wi-Fi & BT.....	175
12.3.	Sum of the SAR for WCDMA Band II & Wi-Fi & BT.....	177
12.4.	Sum of the SAR for WCDMA Band IV & Wi-Fi & BT.....	179
12.5.	Sum of the SAR for WCDMA Band V & Wi-Fi & BT.....	181
12.6.	Sum of the SAR for LTE Band 4 (Sub.5 Ant.) & Wi-Fi & BT.....	183
12.7.	Sum of the SAR for LTE Band 5 & Wi-Fi & BT.....	185
12.8.	Sum of the SAR for LTE Band 12 & Wi-Fi & BT.....	187
12.9.	Sum of the SAR for LTE Band 13 & Wi-Fi & BT.....	189
12.10.	Sum of the SAR for LTE Band 25 & Wi-Fi & BT.....	191

12.11.	Sum of the SAR for LTE Band 26 & Wi-Fi & BT	193
12.12.	Sum of the SAR for LTE Band 41 & Wi-Fi & BT	195
12.13.	Sum of the SAR for LTE Band 66 & Wi-Fi & BT	197
12.14.	Sum of the SAR for NR Band n5 & Wi-Fi & BT.....	199
12.15.	Sum of the SAR for NR Band n12 & Wi-Fi & BT.....	201
12.16.	Sum of the SAR for NR Band n25 & Wi-Fi & BT.....	203
12.17.	Sum of the SAR for NR Band n66 & Wi-Fi & BT.....	205
12.18.	Sum of the SAR for NR Band n41(Voice/Data/SRS1) & Wi-Fi & BT	207
12.19.	Sum of the SAR for NR Band n41(SRS2/SRS3/SRS4) & Wi-Fi & BT.....	209
12.20.	Sum of the SAR for NR Band n77(Voice/Data/SRS1) & Wi-Fi & BT	211
12.21.	Sum of the SAR for NR Band n77(SRS1/SRS2/SRS3) & Wi-Fi & BT.....	213
12.22.	Sum of the SAR for WWAN & Wi-Fi & BT & NFC.....	215
Appendixes		216
4790357232-S1 FCC Report SAR_App A_Photos & Ant. Locations		216
4790357232-S1 FCC Report SAR_App B_Highest SAR Test Plots.....		216
4790357232-S1 FCC Report SAR_App C_System Check Plots		216
4790357232-S1 FCC Report SAR_App D_SAR Tissue Ingredients.....		216
4790357232-S1 FCC Report SAR_App E_Probe Cal. Certificates.....		216
4790357232-S1 FCC Report SAR_App F_Dipole and CLA Cal. Certificates		216
4790357232-S1 FCC Report SAR_App G_Proximity Sensor feature.....		216
4790357232-S1 FCC Report SAR_App H_LTE Carrier Aggregation		216
4790357232-S1 FCC Report SAR_App I_Dynamic Antenna tuner testing.....		216

1. Attestation of Test Results

Applicant Name		SAMSUNG ELECTRONICS CO.,LTD.				
FCC ID		A3LSMF721B				
Model Number		SM-F721B				
Applicable Standards		FCC 47 CFR § 2.1093 IEEE Std 1528-2013 Published RF exposure KDB procedures				
Exposure Category		SAR Limits (W/Kg)				
		Peak spatial-average (1g of tissue)			Product Specific 10g (10g of tissue)	
General population / Uncontrolled exposure		1.6			4.0	
RF Exposure Conditions		Equipment Class - The Highest Reported SAR (W/kg)				
		PCE	DTS	NII	DSS	NFC
Head		1.01	0.29	0.27	0.20	N/A
Body-worn		1.01	0.14	0.27	< 0.10	N/A
Hotspot		1.23	0.61	0.72	0.37	N/A
Product Specific 10g		2.01	N/A	1.35	N/A	< 0.10
Simultaneous TX	Head	1.59	1.59	1.59	1.59	N/A
	Body-worn	1.53	1.20	1.53	1.53	N/A
	Hotspot	1.59	1.59	1.59	1.59	N/A
	Product Specific 10g	3.87	N/A	3.87	N/A	3.87
Date Tested		4/20/2022 to 6/13/2022				
Test Results		Pass				
<p>UL Korea, Ltd. tested the above equipment in accordance with the requirements set forth in the above standards. All indications of Pass/Fail in this report are opinions expressed by UL Korea, Ltd. based on interpretations and/or observations of test results. Measurement Uncertainties were not taken into account and are published for informational purposes only. The test results show that the equipment tested is capable of demonstrating compliance with the requirements as documented in this report.</p> <p>Note: The results documented in this report apply only to the tested sample, under the conditions and modes of operation as described herein. This document may not be altered or revised in any way unless done so by UL Korea, Ltd. and all revisions are duly noted in the revisions section. Any alteration of this document not carried out by UL Korea, Ltd. will constitute fraud and shall nullify the document. This report must not be used by the client to claim product certification, approval, or endorsement by IAS, any agency of the Federal Government, or any agency of any government.</p>						
Approved & Released By:			Prepared By:			
						
Justin Park Operations Leader UL Korea, Ltd. Suwon Laboratory			Sunghoon Kim Senior Laboratory Engineer UL Korea, Ltd. Suwon Laboratory			

1.1. The Highest Reported SAR for RF exposure conditions for each bands

Equipment Class	Band	Antenna	The Highest Reported SAR (W/kg)					
			Forder opened configuration				Forder Closed configuration	
			1g of tissue			10g of tissue	1g of tissue	
			Head Exposure condition	Body-worn Exposure condition	Hotspot Exposure condition	Product Specific Exposure condition	Body-worn Exposure condition	Hotspot Exposure condition
PCE	GSM 850	Main.1 Ant.	0.272	0.227	0.263	NA	0.369	0.899
	GSM 1900	Main.1 Ant.	0.061	0.535	0.579	1.032	0.224	1.086
	WCDMA Band II	Main.1 Ant.	0.089	0.788	0.515	1.843	0.384	1.045
	WCDMA Band IV	Main.1 Ant.	0.178	0.609	0.382	1.787	0.354	0.772
	WCDMA Band V	Main.1 Ant.	0.320	0.249	0.343	NA	0.224	0.806
	LTE Band 4	Sub.5 Ant	0.679	0.101	0.379	NA	0.126	1.225
	LTE Band 5	Main.1 Ant.	0.338	0.316	0.531	NA	0.502	1.029
	LTE Band 12/17	Main.1 Ant.	0.304	0.291	0.325	NA	0.288	0.841
	LTE Band 13	Main.1 Ant.	0.271	0.206	0.437	NA	0.267	0.997
	LTE Band 25/2	Main.1 Ant.	0.084	0.740	0.422	1.831	0.379	1.078
	LTE Band 26	Main.1 Ant.	0.240	0.248	0.394	NA	0.363	1.112
	LTE Band 66	Main.1 Ant.	0.112	1.006	0.501	1.933	0.346	1.078
	LTE Band 41	Main.2 Ant.	0.075	0.426	0.566	1.441	0.325	1.040
	NR Band n5	Main.1 Ant.	0.269	0.183	0.323	NA	0.380	1.067
	NR Band n12	Main.1 Ant.	0.195	0.256	0.249	NA	0.236	0.709
	NR Band n25/n2	Main.1 Ant.	0.075	0.677	0.560	1.729	0.419	1.042
	NR Band n66	Main.1 Ant.	0.072	0.685	0.589	2.014	0.231	1.093
	NR Band n66	Sub.5 Ant	0.910	0.272	0.295	NA	0.387	1.022
	NR Band n41	All	0.924	0.119	0.502	NA	0.095	0.966
NR Band n77	All	1.006	0.314	0.410	NA	0.315	1.114	
DTS	2.4GHz WLAN	All	0.294	0.141	0.280	NA	0.122	0.606
NII	5GHz WLAN	All	0.268	0.269	0.264	1.350	0.246	0.720
DSS	Bluetooth	All	0.202	0.099	0.218	NA	0.066	0.367
NFC	NFC	NFC Ant.	N/A	N/A	N/A	0.005	N/A	N/A

2. Test Specification, Methods and Procedures

The tests documented in this report were performed in accordance with FCC 47 CFR § 2.1093, IEEE STD 1528-2013, IEC_IEEE STD 62209-1528 : 2020, ANSI C63.26-2015 the following FCC Published RF exposure **KDB** procedures:

- 248227 D01 802.11 Wi-Fi SAR v02r02
- 447498 D04 Interim General RF Exposure Guidance v01
- 648474 D04 Handset SAR v01r03
- 690783 D01 SAR Listings on Grants v01r03
- 865664 D01 SAR measurement 100 MHz to 6 GHz v01r04
- 865664 D02 RF Exposure Reporting v01r02
- 941225 D01 3G SAR Procedures v03r01
- 941225 D05 SAR for LTE Devices v02r05
- 941225 D05A LTE Rel.10 KDB Inquiry Sheet v01r02
- 941225 D06 Hotspot Mode v02r01
- 941225 D07 UMPC Mini Tablet v01r02
- 971168 D01 Power Meas License Digital System v03r01

In addition to the above, the following information was used:

- TCB workshop Oct, 2014; RF Exposure Procedures Update (Overlapping LTE Bands)
- TCB workshop Oct, 2014; RF Exposure Procedures Update (Other LTE Considerations)
- TCB workshop Oct, 2016; RF Exposure Procedures (Bluetooth Duty Factor)
- TCB workshop Oct, 2016; RF Exposure Procedures (DUT Holder Perturbations)
- TCB workshop May, 2017; RF Exposure Procedures (LTE Test Conditions)
- TCB workshop May, 2017; RF Exposure Procedures (LTE Band 41 Power Class 2)
- TCB workshop Nov, 2017; RF Exposure Procedures (LTE UL/DL Carrier Aggregation SAR)
- TCB workshop Apr, 2018; RF Exposure Procedures (LTE DL CA SAR Test Exclusion Update)
- TCB workshop Apr, 2019; RF Exposure Procedures (Tissue Simulating Liquids (TSL))
- TCB workshop Apr, 2022; RF Exposure Procedures (5G NR FR1 Measurement Procedures)

3. Facilities and Accreditation

The test sites and measurement facilities used to collect data are located at

Suwon
SAR 1 Room
SAR 2 Room
SAR 3 Room
SAR 4 Room
SAR 5 Room
SAR 8 Room

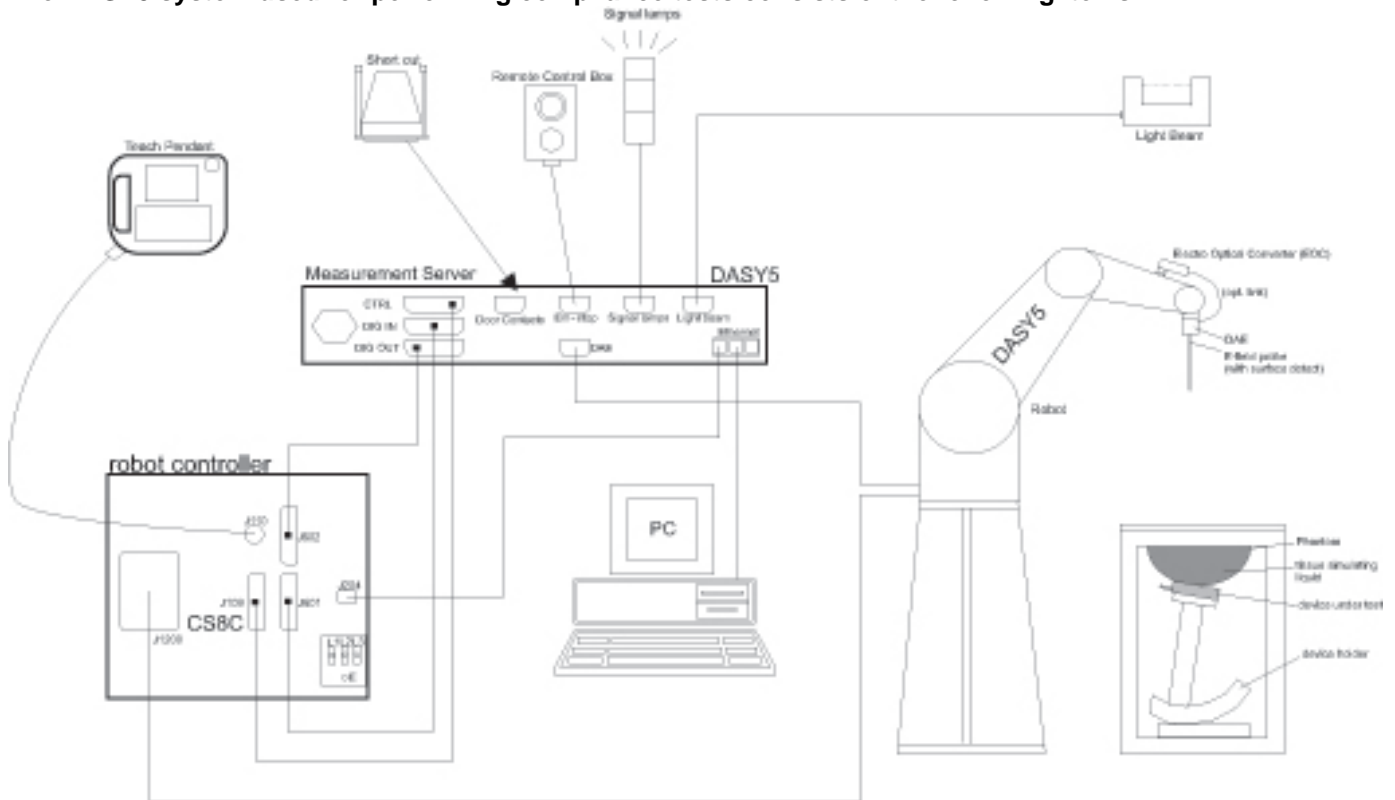
UL Korea, Ltd. is accredited by IAS, Laboratory Code TL-637.

The full scope of accreditation can be viewed at <https://www.iasonline.org/wp-content/uploads/2017/05/TL-637-cert-New.pdf>.

4. SAR Measurement System & Test Equipment

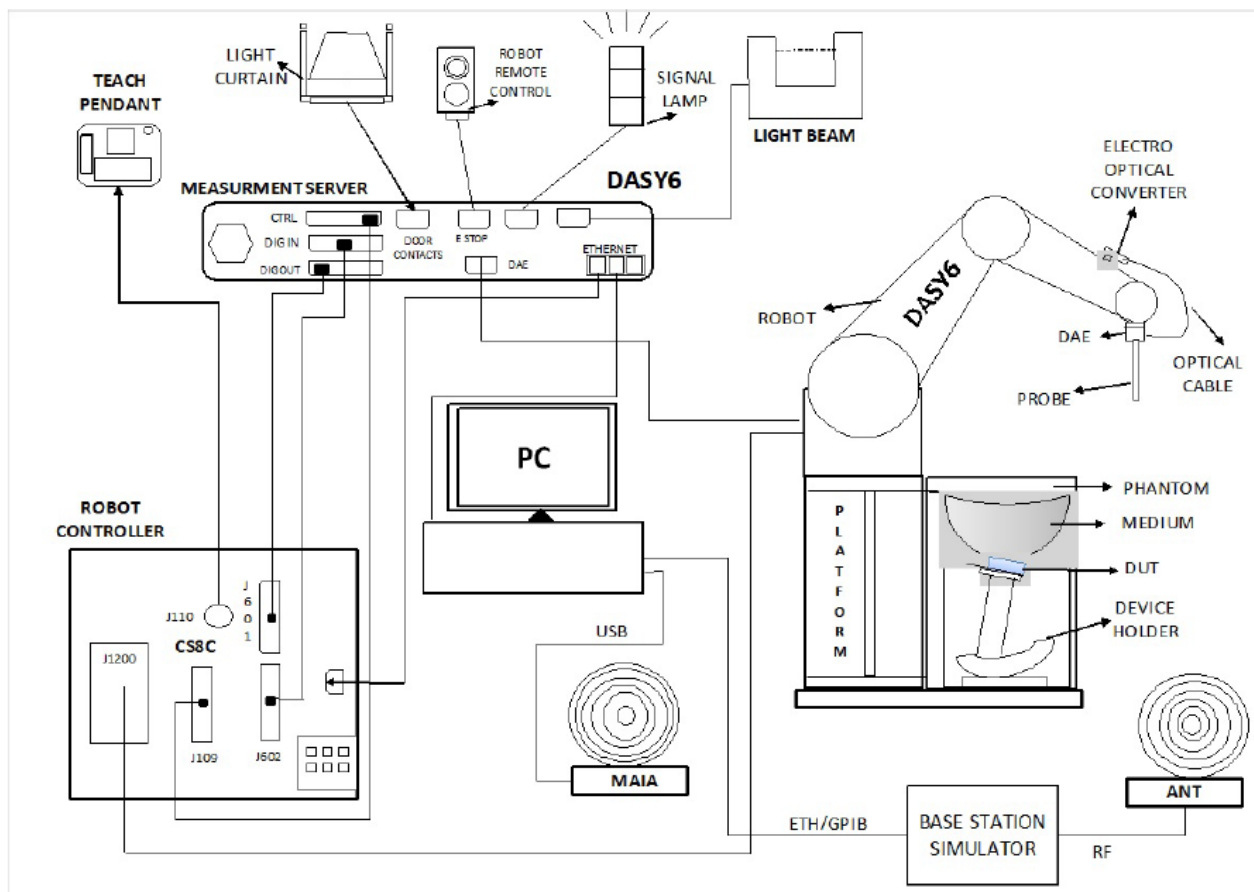
4.1. SAR Measurement System

The DASY5 system used for performing compliance tests consists of the following items:



- A standard high precision 6-axis robot with controller, teach pendant and software. An arm extension for accommodating the data acquisition electronics (DAE).
- An isotropic Field probe optimized and calibrated for the targeted measurement.
- A data acquisition electronics (DAE) which performs the signal amplification, signal multiplexing, AD-conversion, offset measurements, mechanical surface detection, collision detection, etc. The unit is battery powered with standard or rechargeable batteries. The signal is optically transmitted to the EOC.
- The Electro-optical converter (EOC) performs the conversion from optical to electrical signals for the digital communication to the DAE. To use optical surface detection, a special version of the EOC is required. The EOC signal is transmitted to the measurement server.
- The function of the measurement server is to perform the time critical tasks such as signal filtering, control of the robot operation and fast movement interrupts.
- The Light Beam used is for probe alignment. This improves the (absolute) accuracy of the probe positioning.
- A computer running WinXP or Win7 and the DASY5 software.
- Remote control and teach pendant as well as additional circuitry for robot safety such as warning lamps, etc.
- The phantom, the device holder and other accessories according to the targeted measurement.

The DASY6 & 8 system used for performing compliance tests consists of the following items:



- A standard high precision 6-axis robot with controller, teach pendant and software. An arm extension for accommodating the data acquisition electronics (DAE).
- An isotropic Field probe optimized and calibrated for the targeted measurement.
- A data acquisition electronics (DAE) which performs the signal amplification, signal multiplexing, AD-conversion, offset measurements, mechanical surface detection, collision detection, etc. The unit is battery powered with standard or rechargeable batteries. The signal is optically transmitted to the EOC.
- The Electro-optical converter (EOC) performs the conversion from optical to electrical signals for the digital communication to the DAE. To use optical surface detection, a special version of the EOC is required. The EOC signal is transmitted to the measurement server.
- The function of the measurement server is to perform the time critical tasks such as signal filtering, control of the robot operation and fast movement interrupts.
- The Light Beam used is for probe alignment. This improves the (absolute) accuracy of the probe positioning.
- A computer running Win10 and the DASY6 or 8 software.
- Remote control and teach pendant as well as additional circuitry for robot safety such as warning lamps, etc.
- The phantom, the device holder and other accessories according to the targeted measurement.

4.2. SAR Scan Procedures

Step 1: Power Reference Measurement

The Power Reference Measurement and Power Drift Measurements are for monitoring the power drift of the device under test in the batch process. The minimum distance of probe sensors to surface determines the closest measurement point to phantom surface. The minimum distance of probe sensors to surface is 2.1 mm. This distance cannot be smaller than the distance of sensor calibration points to probe tip as defined in the probe properties.

Step 2: Area Scan

The Area Scan is used as a fast scan in two dimensions to find the area of high field values, before doing a fine measurement around the hot spot. The sophisticated interpolation routines implemented in DASY software can find the maximum locations even in relatively coarse grids. When an Area Scan has measured all reachable points, it computes the field maximal found in the scanned area, within a range of the global maximum. The range (in dB) is specified in the standards for compliance testing. For example, a 2 dB range is required in IEEE Standard 1528 and IEC 62209 standards, whereby 3 dB is a requirement when compliance is assessed in accordance with the ARIB standard (Japan). If only one Zoom Scan follows the Area Scan, then only the absolute maximum will be taken as reference. For cases where multiple maximums are detected, the number of Zoom Scans has to be increased accordingly.

Area Scan Parameters extracted from KDB 865664 D01 SAR Measurement 100 MHz to 6 GHz

	≤ 3 GHz	> 3 GHz
Maximum distance from closest measurement point (geometric center of probe sensors) to phantom surface	5 ± 1 mm	$\frac{1}{2} \cdot \delta \cdot \ln(2) \pm 0.5$ mm
Maximum probe angle from probe axis to phantom surface normal at the measurement location	$30^\circ \pm 1^\circ$	$20^\circ \pm 1^\circ$
Maximum area scan spatial resolution: Δx_{Area} , Δy_{Area}	≤ 2 GHz: ≤ 15 mm $2 - 3$ GHz: ≤ 12 mm	$3 - 4$ GHz: ≤ 12 mm $4 - 6$ GHz: ≤ 10 mm
	When the x or y dimension of the test device, in the measurement plane orientation, is smaller than the above, the measurement resolution must be \leq the corresponding x or y dimension of the test device with at least one measurement point on the test device.	

Step 3: Zoom Scan

Zoom Scans are used to assess the peak spatial SAR values within a cubic averaging volume containing 1 g and 10 g of simulated tissue. The Zoom Scan measures points (refer to table below) within a cube whose base faces are centered on the maxima found in a preceding area scan job within the same procedure. When the measurement is done, the Zoom Scan evaluates the averaged SAR for 1 g and 10 g and displays these values next to the job's label.

Zoom Scan Parameters extracted from KDB 865664 D01 SAR Measurement 100 MHz to 6 GHz

			≤ 3 GHz	> 3 GHz
Maximum zoom scan spatial resolution: $\Delta x_{Zoom}, \Delta y_{Zoom}$			≤ 2 GHz: ≤ 8 mm 2 – 3 GHz: ≤ 5 mm*	3 – 4 GHz: ≤ 5 mm* 4 – 6 GHz: ≤ 4 mm*
Maximum zoom scan spatial resolution, normal to phantom surface	uniform grid: $\Delta z_{Zoom}(n)$		≤ 5 mm	3 – 4 GHz: ≤ 4 mm 4 – 5 GHz: ≤ 3 mm 5 – 6 GHz: ≤ 2 mm
	graded grid	$\Delta z_{Zoom}(1)$: between 1 st two points closest to phantom surface	≤ 4 mm	3 – 4 GHz: ≤ 3 mm 4 – 5 GHz: ≤ 2.5 mm 5 – 6 GHz: ≤ 2 mm
		$\Delta z_{Zoom}(n>1)$: between subsequent points	≤ 1.5 · $\Delta z_{Zoom}(n-1)$	
Minimum zoom scan volume	x, y, z		≥ 30 mm	3 – 4 GHz: ≥ 28 mm 4 – 5 GHz: ≥ 25 mm 5 – 6 GHz: ≥ 22 mm
Note: δ is the penetration depth of a plane-wave at normal incidence to the tissue medium; see draft standard IEEE P1528-2011 for details. * When zoom scan is required and the <i>reported</i> SAR from the <i>area scan based 1-g SAR estimation</i> procedures of KDB 447498 is ≤ 1.4 W/kg, ≤ 8 mm, ≤ 7 mm and ≤ 5 mm zoom scan resolution may be applied, respectively, for 2 GHz to 3 GHz, 3 GHz to 4 GHz and 4 GHz to 6 GHz.				

Step 4: Power drift measurement

The Power Drift Measurement measures the field at the same location as the most recent power reference measurement within the same procedure, and with the same settings. The Power Drift Measurement gives the field difference in dB from the reading conducted within the last Power Reference Measurement. This allows a user to monitor the power drift of the device under test within a batch process. The measurement procedure is the same as Step 1.

4.3. Test Equipment

The measuring equipment used to perform the tests documented in this report has been calibrated in accordance with the manufacturers' recommendations, and is traceable to recognized national standards.

Dielectric Property Measurements

Name of Equipment	Manufacturer	Type/Model	Serial No.	Cal. Due Date
Network Analyzer	Agilent	E5071C	MY46522054	8-6-2022
Dielectric Assessment Kit	SPEAG	DAK-3.5	1196	7-21-2022
Dielectric Assessment Kit	SPEAG	DAK-3.5	1158	10-20-2022
Shorting block	SPEAG	DAK-3.5 Short	SM DAK 200 BA	N/A
Thermometer	LKM	DTM3000	3851	8-4-2022
Thermometer	LKM	DTM3000	3862	8-4-2022

System Check

Name of Equipment	Manufacturer	Type/Model	Serial No.	Cal. Due Date
MXG Analog Signal Generator	Agilent	N5181A	MY50145882	8-4-2022
MXG Analog Signal Generator	Keysight	N5181B	MY59100587	8-4-2022
MXG Analog Signal Generator	Keysight	N5173B	MY59101083	8-4-2022
Power Sensor	Keysight	U2000A	MY60180020	8-4-2022
Power Sensor	Agilent	U2000A	MY54260007	8-4-2022
Power Sensor	Agilent	U2000A	MY54260010	8-4-2022
Power Sensor	Keysight	U2000A	MY60490008	8-4-2022
Power Sensor	Keysight	U2000A	MY61060004	8-4-2022
Power Sensor	Keysight	U2000A	MY61010006	8-4-2022
Power Sensor	Keysight	U2000A	MY61010010	8-4-2022
Power Amplifier	EXODUS	1410025-AMP2027-10003	10003	8-4-2022
Power Amplifier	EXODUS	AMP2027ADB	10002	8-4-2022
Directional Coupler	Agilent	772D	MY52180193	8-3-2022
Directional Coupler	H.P	778D	16133	8-3-2022
Directional Coupler	MINI-CIRCUITS	ZUDC20-183+	N/A	8-3-2022
Directional Coupler	MINI-CIRCUITS	ZUDC20-183+	N/A	8-3-2022
Low Pass Filter	MICROLAB	LA-15N	3943	8-3-2022
Low Pass Filter	FILTRON	L14012FL	1410003S	8-3-2022
Low Pass Filter	MICROLAB	LA-60N	3942	8-3-2022
Low Pass Filter	MINI-CIRCUITS	NLP-1200	VUU19301915	8-4-2022
Attenuator	KEYSIGHT	8491B/003	VE2017A0283	8-4-2022
Attenuator	KEYSIGHT	8491B/010	MY39271981	8-4-2022
Attenuator	KEYSIGHT	8491B/010	MY39272011	8-4-2022
Attenuator	KEYSIGHT	8491B/020	MY39271973	8-4-2022
E-Field Probe	SPEAG	EX3DV4	7376	7-30-2022
E-Field Probe	SPEAG	EX3DV4	7330	1-28-2023
E-Field Probe	SPEAG	EX3DV4	7313	3-2-2023
E-Field Probe	SPEAG	EX3DV4	7545	8-26-2022
E-Field Probe	SPEAG	EX3DV4	7645	4-29-2023
E-Field Probe	SPEAG	EX3DV4	7651	5-18-2022
E-Field Probe	SPEAG	EX3DV4	7652	4-28-2023
E-Field Probe	SPEAG	EX3DV4	7646	3-29-2023
E-Field Probe	SPEAG	EX3DV4	3666	4-29-2023
Data Acquisition Electronics	SPEAG	DAE4	1447	3-25-2023

Note(s):

1. For System Validation Dipole, Calibration interval applied every 2 years according to referencing KDB 865664 guidance.
2. Refer to Appendix F that mentioned about justification for Extended SAR Dipole Calibrations. (for blue box items)
3. All equipments were used until Cal.Due data.

Test Equipments (Continued)

Data Acquisition Electronics	SPEAG	DAE4	1468	9-27-2022
Data Acquisition Electronics	SPEAG	DAE4	1591	3-24-2023
Data Acquisition Electronics	SPEAG	DAE4	1343	8-23-2022
Data Acquisition Electronics	SPEAG	DAE4	1671	5-6-2022
Data Acquisition Electronics	SPEAG	DAE4	1668	4-27-2023
Data Acquisition Electronics	SPEAG	DAE4	912	11-22-2022
Data Acquisition Electronics	SPEAG	DAE4	479	10-12-2022
System Validation Dipole	SPEAG	D750V3	1205	4-27-2023
System Validation Dipole	SPEAG	D835V2	4d174	3-17-2023
System Validation Dipole	SPEAG	D1750V2	1180	4-27-2023
System Validation Dipole	SPEAG	D1900V2	5d190	11-24-2022
System Validation Dipole	SPEAG	D2450V2	939	7-21-2022
System Validation Dipole	SPEAG	D2600V2	1178	4-23-2023
System Validation Dipole	SPEAG	D3500V2	1121	4-21-2023
System Validation Dipole	SPEAG	D3700V2	1036	5-21-2023
System Validation Dipole	SPEAG	D3900V2	1069	4-21-2023
System Validation Dipole	SPEAG	D5GHzV2	1209	11-24-2022
System Validation Dipole	SPEAG	CLA-13	1015	10-12-2022
Thermometer (SAR1)	Lutron	MHB-382SD	AH.91463	8-4-2022
Thermometer (SAR2)	Lutron	MHB-382SD	AH.50215	8-3-2022
Thermometer (SAR3)	Lutron	MHB-382SD	AH.50213	8-4-2022
Thermometer (SAR4, 5)	Lutron	MHB-382SD	AH.45903	8-3-2022
Thermometer (SAR6, 7)	Lutron	MHB-382SD	AK.18789	8-4-2022
Thermometer (SAR8, 9)	Lutron	MHB-382SD	AK.12102	8-3-2022

Others

Name of Equipment	Manufacturer	Type/Model	Serial No.	Cal. Due Date
Base Station Simulator	R & S	CMW500	150313	8-3-2022
Base Station Simulator	R & S	CMW500	150314	8-4-2022
Base Station Simulator	R & S	CMW500	162790	8-3-2022
Base Station Simulator	R & S	CMW500	169803	5-27-2023
Base Station Simulator	R & S	CMW500	169801	8-3-2022
Base Station Simulator	R & S	CMW500	169799	8-3-2022
Base Station Simulator	R & S	CMW500	169800	8-3-2022
Base Station Simulator	R & S	CMW500	169797	8-3-2022
Base Station Simulator	R & S	CMW500	169798	8-3-2022
UXM 5G Wireless Test Platform	Keysight	E7515B	MY59150850	12-13-2022
UXM 5G Wireless Test Platform	Keysight	E7515B	MY58460570	12-13-2022
UXM 5G Wireless Test Platform	Keysight	E7515B	MY57510596	8-6-2022

Note(s):

1. For System Validation Dipole, Calibration interval applied every 2 years according to referencing KDB 865664 guidance.
2. Refer to Appendix F that mentioned about justification for Extended SAR Dipole Calibrations. (for blue box items)
3. All equipments were used until Cal.Due data.

5. Measurement Uncertainty

Measurement Uncertainty of 100MHz to 6GHz

Per KDB 865664 D01 SAR Measurement 100 MHz to 6 GHz, when the highest measured 1-g SAR within a frequency band is < 1.5 W/kg and the measured 10-g SAR within a frequency band is < 3.75 W/kg. The expanded SAR measurement uncertainty must be ≤ 30%, for a confidence interval of k = 2. If these conditions are met, extensive SAR measurement uncertainty analysis described in IEEE Std 1528-2013 is not required in SAR reports submitted for equipment approval.

Measurement Uncertainty of 13MHz to 30MHz

Measurement uncertainty for 4 MHz to 30 MHz

(According to IEEE 62209-1528)

a	b	c		d	e	f	g	h =	l =	k
Uncertainty component	Reference	Tol. 1 g (±%)	Tol. 10 g (±%)	Prob. Dist.	Div.	c_i (1 g)	c_i (10 g)	1 g u_i (±%)	10 g u_i (±%)	v_i
Measurement System Errors										
Probe Calibration	8.4.1.1	13.3		Normal	2	1	1	6.7	6.7	∞
Probe Calibration Drift	8.4.1.2	1.7		Rectangular	1.732	1	1	1.0	1.0	∞
Probe Linearity	8.4.1.3	4.7		Rectangular	1.732	1	1	2.7	2.7	∞
Broadband Signal	8.4.1.4	0.8		Rectangular	1.732	1	1	0.5	0.5	∞
Probe Isotropy	8.4.1.5	7.6		Rectangular	1.732	1	1	4.4	4.4	∞
Data Acquisition	8.4.1.6	0.3		Normal	1	1	1	0.3	0.3	∞
RF Ambient	8.4.1.7	1.8		Normal	1	1	1	1.8	1.8	∞
Probe Positioning	8.4.1.8	0.006		Normal	1	0.14	0.14	0.10	0.10	∞
Data Processing	8.4.1.9	1.2		Normal	1	1	1	1.2	1.2	∞
Phantom and Device Errors										
Conductivity (meas.)DAK	8.4.2.1	2.5		Normal	1	0.78	0.71	2.0	1.8	∞
Conductivity (temp.)BB	8.4.2.2	5.4		Rectangular	1.732	0.78	0.71	2.4	2.2	∞
Phantom Permittivity	8.4.2.3	14.0		Rectangular	1.732	0	0	0.0	0.0	∞
Distance DUT -TSL	8.4.2.4	2.0		Normal	1	2	2	4.0	4.0	∞
Device Positioning	8.4.2.5	0.5	0.6	Normal	1	1	1	0.5	0.6	40
Device Holder	8.4.2.6	3.6		Normal	1	1	1	3.6	3.6	∞
DUT Modulation	8.4.2.7	2.4		Rectangular	1.732	1	1	1.4	1.4	∞
Time-average SAR	8.4.2.8	1.7		Rectangular	1.732	1	1	1.0	1.0	∞
DUT drift	8.4.2.9	5.0		Normal	1	1	1	5.0	5.0	∞
Correction to the SAR results										
Deviation to Target	8.4.3.1	1.9		Normal	1	1	0.84	1.9	1.6	∞
Combined Standard Uncertainty $U_c(y) =$								RSS	12.13	12.02
Expanded Uncertainty U , Coverage Factor = 2, > 95 % Confidence =									24.26	24.05

5.1. DECISION RULE

Decision rule for statement(s) of conformity is based on Procedures 1, Clause 4.4.2 in IEC Guide 115:2007.

6. Device Under Test (DUT) Information

6.1. DUT Description

Device Dimension	Refer to Appendix A.																																																																													
Back Cover	<input checked="" type="checkbox"/> The Back Cover is not removable.																																																																													
Battery Options	<input checked="" type="checkbox"/> The rechargeable battery is not user accessible																																																																													
Wireless Router (Hotspot)	Wi-Fi Hotspot mode permits the device to share its cellular data connection with other Wi-Fi-enabled devices. <input checked="" type="checkbox"/> Mobile Hotspot (Wi-Fi 2.4 GHz) <input checked="" type="checkbox"/> Mobile Hotspot (Wi-Fi 5.8 GHz)																																																																													
Wi-Fi Direct	Wi-Fi Direct enabled devices transfer data directly between each other <input checked="" type="checkbox"/> Wi-Fi Direct (Wi-Fi 2.4 GHz) <input checked="" type="checkbox"/> Wi-Fi Direct (Wi-Fi 5.2 GHz_UNII-1, Wi-Fi 5.8 GHz_UNII-3)																																																																													
Test Sample Information	<table border="1"> <thead> <tr> <th>No.</th> <th>S/N</th> <th>Notes</th> <th>No.</th> <th>S/N</th> <th>Notes</th> </tr> </thead> <tbody> <tr> <td>1</td> <td>R3CT40DGDQB</td> <td>Main Conducted</td> <td>12</td> <td>R3CT40SSA3J</td> <td>SAR</td> </tr> <tr> <td>2</td> <td>R3CT40DGDLT</td> <td>Main Conducted</td> <td>13</td> <td>R3CT40SSAFV</td> <td>SAR</td> </tr> <tr> <td>3</td> <td>VDS0753M</td> <td>Main Conducted</td> <td>14</td> <td>R3CT40SS5RN</td> <td>SAR</td> </tr> <tr> <td>4</td> <td>98f3222ac</td> <td>Wi-Fi & BT Conducted</td> <td>15</td> <td>R3CT40SS7MW</td> <td>SAR</td> </tr> <tr> <td>5</td> <td>6335d079fa3f7ece</td> <td>Wi-Fi & BT Conducted</td> <td>16</td> <td>R3CT40SSACK</td> <td>SAR</td> </tr> <tr> <td>6</td> <td>R3CT40DGEDD</td> <td>SAR</td> <td>17</td> <td>R3CT40SSAKL</td> <td>SAR</td> </tr> <tr> <td>7</td> <td>R3CT40DGDVK</td> <td>SAR</td> <td>18</td> <td>R3CT504VPRP</td> <td>SAR</td> </tr> <tr> <td>8</td> <td>R3CT504WC5K</td> <td>SAR</td> <td>19</td> <td>R3CT504VPLX</td> <td>SAR</td> </tr> <tr> <td>9</td> <td>R3CT504WFHW</td> <td>SAR</td> <td>20</td> <td>R3CT504WBCV</td> <td>SAR</td> </tr> <tr> <td>10</td> <td>R3CT504WE9L</td> <td>SAR</td> <td>21</td> <td>R3CT504WY5K</td> <td>SAR</td> </tr> <tr> <td>11</td> <td>R3CT504WW6Z</td> <td>SAR</td> <td></td> <td></td> <td></td> </tr> </tbody> </table>						No.	S/N	Notes	No.	S/N	Notes	1	R3CT40DGDQB	Main Conducted	12	R3CT40SSA3J	SAR	2	R3CT40DGDLT	Main Conducted	13	R3CT40SSAFV	SAR	3	VDS0753M	Main Conducted	14	R3CT40SS5RN	SAR	4	98f3222ac	Wi-Fi & BT Conducted	15	R3CT40SS7MW	SAR	5	6335d079fa3f7ece	Wi-Fi & BT Conducted	16	R3CT40SSACK	SAR	6	R3CT40DGEDD	SAR	17	R3CT40SSAKL	SAR	7	R3CT40DGDVK	SAR	18	R3CT504VPRP	SAR	8	R3CT504WC5K	SAR	19	R3CT504VPLX	SAR	9	R3CT504WFHW	SAR	20	R3CT504WBCV	SAR	10	R3CT504WE9L	SAR	21	R3CT504WY5K	SAR	11	R3CT504WW6Z	SAR			
No.	S/N	Notes	No.	S/N	Notes																																																																									
1	R3CT40DGDQB	Main Conducted	12	R3CT40SSA3J	SAR																																																																									
2	R3CT40DGDLT	Main Conducted	13	R3CT40SSAFV	SAR																																																																									
3	VDS0753M	Main Conducted	14	R3CT40SS5RN	SAR																																																																									
4	98f3222ac	Wi-Fi & BT Conducted	15	R3CT40SS7MW	SAR																																																																									
5	6335d079fa3f7ece	Wi-Fi & BT Conducted	16	R3CT40SSACK	SAR																																																																									
6	R3CT40DGEDD	SAR	17	R3CT40SSAKL	SAR																																																																									
7	R3CT40DGDVK	SAR	18	R3CT504VPRP	SAR																																																																									
8	R3CT504WC5K	SAR	19	R3CT504VPLX	SAR																																																																									
9	R3CT504WFHW	SAR	20	R3CT504WBCV	SAR																																																																									
10	R3CT504WE9L	SAR	21	R3CT504WY5K	SAR																																																																									
11	R3CT504WW6Z	SAR																																																																												

6.2. Wireless Technologies

Wireless technologies	Frequency bands	Operating mode		Duty Cycle used for SAR testing
GSM	850 1900	Voice (GMSK) GPRS (GMSK) EGPRS (8PSK)	GPRS Multi-Slot Class: <input type="checkbox"/> Class 8 - 1 Up, 4 Down <input type="checkbox"/> Class 10 - 2 Up, 4 Down <input type="checkbox"/> Class 12 - 4 Up, 4 Down <input checked="" type="checkbox"/> Class 33 - 4 Up, 5 Down	GSM Voice: 12.5% (E)GPRS: 1 Slot: 12.5% 2 Slots: 25% 3 Slots: 37.5% 4 Slots: 50%
	Does this device support DTM (Dual Transfer Mode)? <input type="checkbox"/> Yes <input checked="" type="checkbox"/> No			
W-CDMA (UMTS)	Band II Band IV Band V	UMTS Rel. 99 (Voice & Data) HSDPA (Category 24) HSUPA (Category 6) DC-HSDPA (Category 24) HSPA+ (DL only)		100%
LTE	FDD Band 2 FDD Band 4 FDD Band 5 FDD Band 12 FDD Band 13 FDD Band 17 FDD Band 25 FDD Band 26 TDD Band 41 ^{Power Class 3} TDD Band 41 ^{Power Class 2} FDD Band 66	QPSK 16QAM 64QAM 256QAM Rel. 15 Carrier Aggregation (2 Uplink and 5 Downlinks) <u>Uplink inter-band</u> <u>Carrier Aggregation(2CC)</u> CA_2A-4A		100% (FDD) 63.3% (TDD) ^{Power Class 3} 43.3% (TDD) ^{Power Class 2}
	Does this device support SV-LTE (1xRTT-LTE)? <input type="checkbox"/> Yes <input checked="" type="checkbox"/> No			
5G NR (Sub 6)	FDD Band n2 FDD Band n5 FDD Band n12 FDD Band n25 FDD Band n66 TDD Band n41 TDD Band n77	DFT-s-OFDM: ■ $\pi/2$ BPSK, QPSK, 16QAM, 64QAM, 256QAM CP-OFDM: ■ QPSK, 16QAM, 64QAM, 256QAM		100%
Wi-Fi	2.4 GHz	802.11b 802.11g 802.11n (HT20) 802.11ax (HE20)		SISO mode 99.2% (802.11b) MIMO mode 96.1% (802.11g)
	5 GHz	802.11a 802.11n (HT20) & (HT40) 802.11ac (VHT20) & (VHT40) & (VHT80) & (VHT160) 802.11ax (HE20) & (HE40) & (HE80) & (HE160)		SISO mode 96.3% (802.11a) 94.2% (802.11ac (VHT80)) MIMO mode 96.3% (802.11a) 94.2% (802.11ac (VHT80))
	Does this device support bands 5.60 ~ 5.65 GHz? <input checked="" type="checkbox"/> Yes <input type="checkbox"/> No			
Does this device support Band gap channel(s)? <input checked="" type="checkbox"/> Yes <input type="checkbox"/> No				
Bluetooth	2.4 GHz	Version 5.2 LE		76.7% (DH5)
NFC	13.56 MHz	Type A/B/F		100%

Notes:

- The Bluetooth protocol is considered source-based averaging. Bluetooth GFSK (DH5) was verified to have the highest duty cycle of 76.7% and was considered and used for SAR Testing.
- Duty cycle for Wi-Fi is referenced from the DTS and UNII report.
- This device supports Power Class 2(HPUE) and Power Class 3 for LTE Band 41.
- This device supports UL CA inter-band.
- NR TDD Band has support SRS(1,2,3,4) modes.

6.3. Time-Averaging feature

The equipment under test (EUT) contains the Qualcomm modems supporting 2G/3G/4G technologies and 5G NR bands. these modem is enabled with Qualcomm Smart Transmit feature to control and manage transmitting power in real time and to ensure at all times the time-averaged RF exposure is in compliance with the FCC requirement. Refer to Compliance Summary document for detailed description of Qualcomm Smart Transmit feature.

The Smart Transmit algorithm maintains the time-averaged transmit power, in turn, time-averaged RF exposure of SAR_{design_target} , below the predefined time-average power limit, for each characterized technology and band.

Smart Transmit allows the device to transmit at higher power instantaneously as high as P_{max} , when needed, but enforces power limiting to maintain time-averaged transmit power to P_{Limit} . Below table shows P_{Limit} EFS settings and maximum tune up output power P_{max} configured for this EUT for various transmit conditions (DSI Device State Index).

The maximum time-averaged output power (dBm) for any 3G/4G/5G NR WWAN technology band, and DSI = minimum of “ P_{Limit} EFS” and “Maximum tune up output power P_{max} ” + 1 dB device uncertainty. SAR values in this report were scaled to this maximum time-averaged output power to determine compliance per KDB 447498 D01.

The purpose of this report (Part 1 test) is to demonstrate that the EUT meets FCC SAR limits when transmitting in static transmission scenario at maximum allowable time-averaged power levels.

Exposure condition		Body-Worn	Product Specific 10-g Without triggering sensor	Product Specific 10-g With triggering sensor	Head (RCV)	Hotspot	Ear-jack	Pmax (Maximum tune-up Power) (dBm)
Spatial-average		1g	10g	10g	1g	1g	10g	
Test distance (mm)		15	8/ 6/ 12/ 0	0	0	10	0	
DSI:		0	0	1	2	3	4	
RF Air Interface	Antenna	Plimit corresponding to 1.0 W/kg (SAR_{design_target}) (1g) / 2.5 W/kg (SAR_{design_target}) (10g)						
GSM 850	Main. 1	30.31	32.22	30.07	31.63	23.20	30.07	25.00
GSM 1900	Main. 1	25.69	27.81	19.50	35.14	17.70	19.50	22.00
WCDMA Band II	Main. 1	25.53	27.85	20.00	21.00	16.50	20.00	23.50
WCDMA Band IV	Main. 1	26.66	26.32	20.00	20.50	17.00	20.00	23.50
WCDMA Band V	Main. 1	31.04	32.65	28.36	29.94	22.50	28.36	24.00
LTE Band 4	Sub. 5	19.50	19.50	19.50	17.50	17.50	19.50	23.00
LTE Band 5	Main. 1	28.49	28.94	28.19	30.21	23.50	28.19	24.50
LTE Band 12/17	Main. 1	30.36	28.95	28.12	30.06	25.75	28.12	24.00
LTE Band 13	Main. 1	30.73	30.40	27.83	30.67	25.01	27.83	24.00
LTE Band 25/2	Main. 1	25.81	27.45	19.50	35.25	16.50	19.50	23.50
LTE Band 26	Main. 1	29.40	32.92	28.28	31.19	24.54	28.28	24.00
LTE Band 66/4	Main. 1	24.57	27.15	19.50	34.03	17.00	19.50	23.50
LTE Band 41 PC3	Main. 2	26.70	28.19	20.00	34.27	16.40	20.00	22.00
LTE Band 41 PC2	Main. 2	28.07	27.13	20.00	37.83	16.40	20.00	22.10
NR Band n25/n2	Main. 1	26.20	27.59	20.00	35.74	17.00	20.00	23.50
NR Band n5	Main. 1	29.20	31.60	28.61	30.70	24.72	28.61	24.00
NR Band n12	Main. 1	30.92	30.19	28.91	32.11	26.49	28.91	24.00
NR Band n66	Main. 1	26.34	28.67	20.50	36.12	17.00	20.50	23.70
NR Band n66	Sub. 5	19.50	19.50	19.50	15.50	15.50	19.50	23.00
NR Band n41-SRS 1	Sub. 5	18.00	18.00	18.00	15.00	18.00	18.00	24.50
NR Band n41-SRS 2	Ant.B	16.50	16.50	16.50	16.50	16.50	16.50	19.00
NR Band n41-SRS 3	Ant.F	15.50	15.50	15.50	15.50	15.50	15.50	15.50
NR Band n41-SRS 4	Ant.C	13.50	13.50	13.50	13.50	13.50	13.50	15.50
NR Band n77-SRS 1	Ant.F	18.00	18.00	18.00	13.00	14.00	18.00	24.00
NR Band n77-SRS 2	Sub. 5	18.00	18.00	18.00	16.00	17.50	18.00	21.00
NR Band n77-SRS 3	Ant.E	17.00	17.00	17.00	15.00	17.00	17.00	23.00
NR Band n77-SRS 4	Ant.C	15.50	15.50	15.50	15.50	15.50	15.50	17.00

Notes:

- All P_{Limit} EFS and maximum tune up output P_{max} levels entered in above Table correspond to average power levels after accounting for duty cycle in the case of LTE TDD modulation schemes.
- Maximum tune up output power P_{max} is used to configure EUT during RF tune up procedures. The maximum allowed output power is equal to maximum tune up output power + 1dB device design uncertainty.
- Measurement Condition : All conducted power and SAR measurements in this report (Part 1 test) were performed by setting $Reserve_power_margin$ (Smart Transmit EFS entry) to 0 dB.
- If P_{Limit} is higher than P_{max} for some modes / bands, The modes/bands will operate at a power level up to P_{max} .

6.4. Nominal and Maximum Output Power

Maximum allowed output power means that Pmax or PLimit + 1dB device uncertainty for each DSI.

RF Air interface	Antenna	Mode	Time Slots	Maximum allowed output power (dBm)											
				Pmax		Plimit									
						DSI = 0 (Body-worn & Sensor Off)		DSI = 1 (Proximity sensor On)		DSI = 2 (Head-RCV On)		DSI = 3 (Hotspot)		DSI = 4 (Earjack)	
						Burst Pwr	Frame Pwr	Burst Pwr	Frame Pwr	Burst Pwr	Frame Pwr	Burst Pwr	Frame Pwr	Burst Pwr	Frame Pwr
GSM850	Main.1 Ant.	Voice	1	33.20	24.17	33.20	24.17	33.20	24.17	33.20	24.17	33.20	24.17	33.20	24.17
		GPRS	1	33.20	24.17	33.20	24.17	33.20	24.17	33.20	24.17	33.20	24.17	33.20	24.17
		GPRS	2	32.00	25.98	32.00	25.98	32.00	25.98	32.00	25.98	30.20	24.18	32.00	25.98
		GPRS	3	30.00	25.74	30.00	25.74	30.00	25.74	30.00	25.74	28.40	24.14	30.00	25.74
		GPRS	4	27.50	24.49	27.50	24.49	27.50	24.49	27.50	24.49	27.20	24.19	27.50	24.49
		EGPRS	1	27.50	18.47	27.50	18.47	27.50	18.47	27.50	18.47	27.50	18.47	27.50	18.47
		EGPRS	2	25.70	19.68	25.70	19.68	25.70	19.68	25.70	19.68	25.70	19.68	25.70	19.68
		EGPRS	3	23.70	19.44	23.70	19.44	23.70	19.44	23.70	19.44	23.70	19.44	23.70	19.44
		EGPRS	4	22.50	19.49	22.50	19.49	22.50	19.49	22.50	19.49	22.50	19.49	22.50	19.49
GSM1900	Main.1 Ant.	Voice	1	30.70	21.67	30.70	21.67	29.50	20.47	30.70	21.67	27.70	18.67	29.50	20.47
		GPRS	1	30.70	21.67	30.70	21.67	29.50	20.47	30.70	21.67	27.70	18.67	29.50	20.47
		GPRS	2	29.00	22.98	29.00	22.98	26.50	20.48	29.00	22.98	24.70	18.68	26.50	20.48
		GPRS	3	27.00	22.74	27.00	22.74	24.70	20.44	27.00	22.74	22.90	18.64	24.70	20.44
		GPRS	4	25.50	22.49	25.50	22.49	23.50	20.49	25.50	22.49	21.70	18.69	23.50	20.49
		EGPRS	1	26.50	17.47	26.50	17.47	26.50	17.47	26.50	17.47	26.50	17.47	26.50	17.47
		EGPRS	2	24.70	18.68	24.70	18.68	24.70	18.68	24.70	18.68	24.70	18.68	24.70	18.68
		EGPRS	3	22.70	18.44	22.70	18.44	22.70	18.44	22.70	18.44	22.70	18.44	22.70	18.44
		EGPRS	4	21.70	18.69	21.70	18.69	21.70	18.69	21.70	18.69	21.70	18.69	21.70	18.69

RF Air interface	Antenna	Mode	Maximum allowed output power (dBm)					
			Pmax	Plimit				
				DSI = 0 (Body-worn & Sensor Off)	DSI = 1 (Proximity sensor On)	DSI = 2 (Head-RCV On)	DSI = 3 (Hotspot)	DSI = 4 (Earjack)
W-CDMA Band II	Main.1 Ant.	R99	24.50	24.50	21.00	22.00	17.50	21.00
		HSDPA	24.50	24.50	21.00	22.00	17.50	21.00
		HSUPA	24.50	24.50	21.00	22.00	17.50	21.00
		DC-HSDPA	24.50	24.50	21.00	22.00	17.50	21.00
W-CDMA Band IV	Main.1 Ant.	R99	24.50	24.50	21.00	21.50	18.00	21.00
		HSDPA	24.50	24.50	21.00	21.50	18.00	21.00
		HSUPA	24.50	24.50	21.00	21.50	18.00	21.00
		DC-HSDPA	24.50	24.50	21.00	21.50	18.00	21.00
W-CDMA Band V	Main.1 Ant.	R99	25.00	25.00	25.00	25.00	23.50	25.00
		HSDPA	24.30	24.30	24.30	24.30	23.50	24.30
		HSUPA	24.30	24.30	24.30	24.30	23.50	24.30
		DC-HSDPA	24.30	24.30	24.30	24.30	23.50	24.30

Note(s):

1. Detail of DSI(Device State Index) conditions, please refer to Sec.6.5.

RF Air interface	Antenna	Mode	Maximum allowed output power (dBm)					
			Pmax	Plimit				
				DSI = 0 (Body-worn & Sensor Off)	DSI = 1 (Proximity sensor On)	DSI = 2 (Head-RCV On)	DSI = 3 (Hotspot)	DSI = 4 (Earjack)
LTE Band 2	Main.1 Ant.	QPSK	24.50	24.50	20.50	24.50	17.50	20.50
LTE Band 4	Main.1 Ant.	QPSK	24.50	24.50	20.50	24.50	18.00	20.50
LTE Band 4	Sub.5 Ant.	QPSK	24.00	20.50	20.50	18.50	18.50	20.50
LTE Band 5	Main.1 Ant.	QPSK	25.50	25.50	25.50	25.50	24.50	25.50
LTE Band 12	Main.1 Ant.	QPSK	25.00	25.00	25.00	25.00	25.00	25.00
LTE Band 13	Main.1 Ant.	QPSK	25.00	25.00	25.00	25.00	25.00	25.00
LTE Band 17	Main.1 Ant.	QPSK	25.00	25.00	25.00	25.00	25.00	25.00
LTE Band 25	Main.1 Ant.	QPSK	24.50	24.50	20.50	24.50	17.50	20.50
LTE Band 26	Main.1 Ant.	QPSK	25.00	25.00	25.00	25.00	25.00	25.00
LTE Band 66	Main.1 Ant.	QPSK	24.50	24.50	20.50	24.50	18.00	20.50
LTE Band 41-PC3	Main.2 Ant.	QPSK	25.00	25.00	23.00	25.00	19.40	23.00
LTE Band 41-PC2	Main.2 Ant.	QPSK	26.70	26.70	24.60	26.70	21.00	24.60
RF Air interface	Antenna	Mode	Maximum allowed output power (dBm)					
			Pmax	Plimit				
				DSI = 0 (Body-worn & Sensor Off)	DSI = 1 (Proximity sensor On)	DSI = 2 (Head-RCV On)	DSI = 3 (Hotspot)	DSI = 4 (Earjack)
NR Band n2	Main.1 Ant.	DFT-s-OFDM	24.50	24.50	21.00	24.50	18.00	21.00
NR Band n5	Main.1 Ant.	DFT-s-OFDM	25.00	25.00	25.00	25.00	25.00	25.00
NR Band n12	Main.1 Ant.	DFT-s-OFDM	25.00	25.00	25.00	25.00	25.00	25.00
NR Band n25	Main.1 Ant.	DFT-s-OFDM	24.50	24.50	21.00	24.50	18.00	21.00
NR Band n66	Main.1 Ant.	DFT-s-OFDM	24.70	24.70	21.50	24.70	18.00	21.50
NR Band n66	Sub.5 Ant.	DFT-s-OFDM	24.00	20.50	20.50	16.50	16.50	20.50
NR Band n41 (Voice/data/SRS1)	Ant.I (=Sub.5 Ant.)	DFT-s-OFDM	25.50	19.00	19.00	16.00	19.00	19.00
NR Band n41 (SRS2)	Ant.B	SRS CW	20.00	17.50	17.50	17.50	17.50	17.50
NR Band n41 (SRS3)	Ant.F	SRS CW	16.50	16.50	16.50	16.50	16.50	16.50
NR Band n41 (SRS4)	Ant.C	SRS CW	16.50	14.50	14.50	14.50	14.50	14.50
NR Band n77 (Voice/data/SRS1)	Ant.F	DFT-s-OFDM	25.00	19.00	19.00	14.00	15.00	19.00
NR Band n77 (SRS2)	Ant.I (=Sub.5 Ant.)	SRS CW	22.00	19.00	19.00	17.00	18.50	19.00
NR Band n77 (SRS3)	Ant.E	SRS CW	24.00	18.00	18.00	16.00	18.00	18.00
NR Band n77 (SRS4)	Ant.C	SRS CW	18.00	16.50	16.50	16.50	16.50	16.50

Note(s):

1. Detail of DSI(Device State Index) conditions, please refer to Sec.6.5.
2. NR Bands support SA and NSA mode as same target power.

WLAN / Bluetooth Maximum output power

RF Air interface	Band	SISO Ant.1 Maximum output power (dBm)						SISO Ant.2 Maximum output power (dBm)						MIMO (Ant.1 + Ant.2) Maximum output power (dBm)					
		a	b	g	n	ac	ax	a	b	g	n	ac	ax	a	g	n	ac	ax	
WiFi 2.4 GHz	DTS	1-11 ch		19.0	18.0	18.0		17.0		19.0	18.0	18.0		17.0		21.0	21.0		20.0
		12 ch		6.0	6.0	6.0		6.0		6.0	6.0	6.0		6.0		9.0	9.0		9.0
		13 ch		-2.0	-2.0	-2.0		-2.0		-2.0	-2.0	-2.0		-2.0		1.0	1.0		1.0
WiFi 5 GHz (20MHz)	UNI-1	18.0			18.0	18.0	17.0	18.0				18.0	18.0	17.0	21.0		21.0	21.0	20.0
	UNI-2A	18.0			18.0	18.0	17.0	18.0				18.0	18.0	17.0	21.0		21.0	21.0	20.0
	UNI-2C	18.0			18.0	18.0	17.0	18.0				18.0	18.0	17.0	21.0		21.0	21.0	20.0
	UNI-3	18.0			18.0	18.0	17.0	18.0				18.0	18.0	17.0	21.0		21.0	21.0	21.0
	UNI-4	18.0			18.0	18.0	17.0	18.0				18.0	18.0	17.0	21.0		21.0	21.0	20.0
WiFi 5 GHz (40MHz)	UNI-1				17.0	17.0	17.0					17.0	17.0	17.0			20.0	20.0	20.0
	UNI-2A				17.0	17.0	17.0					17.0	17.0	17.0			20.0	20.0	20.0
	UNI-2C				17.0	17.0	17.0					17.0	17.0	17.0			20.0	20.0	20.0
	UNI-3				17.0	17.0	17.0					17.0	17.0	17.0			20.0	20.0	20.0
	UNI-4				17.0	17.0	17.0					17.0	17.0	17.0			20.0	20.0	20.0
WiFi 5 GHz (80MHz)	UNI-1					16.0	17.0						16.0	17.0				19.0	20.0
	UNI-2A					16.0	17.0						16.0	17.0				19.0	20.0
	UNI-2C					16.0	17.0						16.0	17.0				19.0	20.0
	UNI-3					16.0	17.0						16.0	17.0				19.0	20.0
	UNI-4					16.0	17.0						16.0	17.0				19.0	20.0
WiFi 5 GHz (160MHz)	UNI-1 & 2A					16.0	17.0						16.0	17.0				19.0	20.0
	UNI-2C					16.0	16.0						16.0	16.0				19.0	18.0
	UNI-3 & 4					16.0	17.0						16.0	17.0				19.0	20.0

BT Maximum output power

RF Air interface	Band	SISO Ant.1 Maximum output power (dBm)				SISO Ant.2 Maximum output power (dBm)			
		BDR	EDR	LE 1M/2M	LE 125/500k	BDR	EDR	LE 1M/2M	LE 125/500k
Bluetooth	DSS	17.5	14.0	17.0	11.5	15.5	11.0	14.5	10.5

WLAN / BT Reduced output power

RF Air interface	Band	SISO Ant.1 Maximum output power (dBm)						SISO Ant.2 Maximum output power (dBm)						MIMO (Ant.1 + Ant.2) Maximum output power (dBm)					
		a	b	g	n	ac	ax	a	b	g	n	ac	ax	a	g	n	ac	ax	
WiFi 2.4 GHz	DTS	1-11 ch		13.0	13.0	13.0		13.0		13.0	13.0	13.0		13.0		16.0	16.0		16.0
		12 ch		6.0	6.0	6.0		6.0		6.0	6.0	6.0		6.0		9.0	9.0		9.0
		13 ch		-2.0	-2.0	-2.0		-2.0		-2.0	-2.0	-2.0		-2.0		1.0	1.0		1.0
WiFi 5 GHz (20MHz)	UNI-1	11.0			11.0	11.0	11.0	11.0				11.0	11.0	11.0	14.0		14.0	14.0	14.0
	UNI-2A	11.0			11.0	11.0	11.0	11.0				11.0	11.0	11.0	14.0		14.0	14.0	14.0
	UNI-2C	11.0			11.0	11.0	11.0	11.0				11.0	11.0	11.0	14.0		14.0	14.0	14.0
	UNI-3	11.0			11.0	11.0	11.0	11.0				11.0	11.0	11.0	14.0		14.0	14.0	14.0
	UNI-4	11.0			11.0	11.0	11.0	11.0				11.0	11.0	11.0	14.0		14.0	14.0	14.0
WiFi 5 GHz (40MHz)	UNI-1				11.0	11.0	11.0					11.0	11.0	11.0			14.0	14.0	14.0
	UNI-2A				11.0	11.0	11.0					11.0	11.0	11.0			14.0	14.0	14.0
	UNI-2C				11.0	11.0	11.0					11.0	11.0	11.0			14.0	14.0	14.0
	UNI-3				11.0	11.0	11.0					11.0	11.0	11.0			14.0	14.0	14.0
	UNI-4				11.0	11.0	11.0					11.0	11.0	11.0			14.0	14.0	14.0
WiFi 5 GHz (80MHz)	UNI-1					11.0	11.0						11.0	11.0				14.0	14.0
	UNI-2A					11.0	11.0						11.0	11.0				14.0	14.0
	UNI-2C					11.0	11.0						11.0	11.0				14.0	14.0
	UNI-3					11.0	11.0						11.0	11.0				14.0	14.0
	UNI-4					11.0	11.0						11.0	11.0				14.0	14.0
WiFi 5 GHz (160MHz)	UNI-1 & 2A					11.0	11.0						11.0	11.0				14.0	14.0
	UNI-2C					11.0	11.0						11.0	11.0				14.0	14.0
	UNI-3 & 4					11.0	11.0						11.0	11.0				14.0	14.0

BT Reduced output power

RF Air interface	Band	SISO Ant.1 Maximum output power (dBm)				SISO Ant.2 Maximum output power (dBm)			
		BDR	EDR	LE 1M/2M	LE 125/500k	BDR	EDR	LE 1M/2M	LE 125/500k
Bluetooth	DSS	12.0	11.0	11.5	11.5	10.5	9.5	10.0	10.0

Notes:

WLAN Bands has support to reduced power according to below scenarios.

1. RCV active or RSDB operation or NR Band active
2. RSDB operation with RCV active
3. NR Band + RSDB operation with RCB active

BT has support to reduced power during RCV active.

6.5. DSI (Device State Index) Scenarios

This device supports multiple DSI Scenarios and Each DSIs operate to each RF exposure Conditions.

Please below table;

RF exposure Conditions	Technologies Supported	DSI conditions	Description
Head	All WWAN bands	DSI = 2	Next to the ear exposure condition. Handset's Receiver(ear piece) is active during Voice or VoIP call.
Body-worn	All WWAN bands	DSI = 0	Handset are used with body-worn accessories
Hotspot	All WWAN bands	DSI = 3	SAR test requirements for Handset wit wireless router or hotspot mode capabilities.
Product Specific 10-g	All WWAN bands	DSI = 0	Hand use conditions for Handset and proximity sensor is not active.
	All WWAN bands	DSI = 1	Hand use conditions for Handset and proximity sensor is active.
	All WWAN bands	DSI = 4	Connected ear-jack

Note(s):

- DSI Scenarios priority: DSI=3 → DSI=4 → DS=1 → DSI=2 (Except Ant.I(=Sub.5))
- DSI Scenarios priority: DSI=2 → DSI=3 → DS=4 → DSI=1 (Ant.I(=Sub.5))

Product Specific 10g Adjusted SAR Calculation

Wireless technologies	Antenna	Max Tune-up Limit in All DSIs (dBm)	DSI = 3 Tune-Up Limit (dBm)	Power Factor	Reported SAR Limit (W/kg)
GSM 850	Main.1 Ant	26.0	24.2	1.51	0.793
GSM 1900	Main.1 Ant	23.0	18.7	2.69	0.446
WCDMA Band II	Main.1 Ant	24.5	17.5	5.01	0.239
WCDMA Band IV	Main.1 Ant	24.5	18.0	4.47	0.269
WCDMA Band V	Main.1 Ant	25.0	23.5	1.41	0.850
LTE Band 4	Sub.5 Ant	20.5	18.5	1.58	0.757
LTE Band 5	Main.1 Ant	25.5	24.5	1.26	0.953
LTE Band 25/2	Main.1 Ant	24.5	18.0	4.47	0.269
LTE Band 66	Main.1 Ant	24.5	18.0	4.47	0.269
LTE Band 41 PC3	Main.2 Ant	25.0	19.4	3.63	0.331
NR Band n25/n2	Main.1 Ant	24.5	18.0	4.47	0.269
NR Band n66	Main.1 Ant	24.7	18.0	4.68	0.257
NR Band n66	Sub.5 Ant	20.5	16.5	2.51	0.478
NR Band n77	Ant.F	19.0	15.0	2.51	0.478

Note(s):

- Tune-up limit powers for GSM bands are frame power(dBm).
- Hotspot mode supports power reduction. When the measured SAR is scaled to the maximum tune-up limit, the adjusted SAR is < 1.2 W/kg. Therefore, Extremity SAR testing is not required for this band in accordance with KDB 648474 §2.5 b. Refer to §10 for Reported SAR results. If the Reported SAR 1g value in §10 is less than the Reported SAR Limit listed above, then Extremity SAR is not required.
- LTE 50% RB is scaled up to the Max Tune-Up Limit with MPR included.
- For Reported SAR limit in above table, it was calculated using Max tune-up Limit & Reduced Tune-up limit & Reported SAR 1.2 W/kg. (Reported SAR Limit = 1.2 W/kg / Power factor, Power factor = $10^{((\text{Max tune-up limit} - \text{Reduced tune-up limit})/10)}$)

6.6. General LTE SAR Test and Reporting Considerations

Item	Description						
Frequency range, Channel Bandwidth, Numbers and Frequencies	Band 2	Frequency range: 1850 - 1910 MHz					
		Channel Bandwidth					
		20 MHz	15 MHz	10 MHz	5 MHz	3 MHz	1.4 MHz
	Low	18700/ 1860	18675/ 1857.5	18650/ 1855	18625/ 1852.5	18615/ 1851.5	18607/ 1850.7
	Mid	18900/ 1880	18900/ 1880	18900/ 1880	18900/ 1880	18900/ 1880	18900/ 1880
	High	19100/ 1900	19125/ 1902.5	19150/ 1905	19175/ 1907.5	19185/ 1908.5	19193/ 1909.3
	Band 4	Frequency range: 1710 - 1755 MHz					
		Channel Bandwidth					
		20 MHz	15 MHz	10 MHz	5 MHz	3 MHz	1.4 MHz
	Low	20050/ 1720	20025/ 1717.5	20000/ 1715	19975/ 1712.5	19965/ 1711.5	19957/ 1710.7
	Mid	20175/ 1732.5	20175/ 1732.5	20175/ 1732.5	20175/ 1732.5	20175/ 1732.5	20175/ 1732.5
	High	20300/ 1745	20325/ 1747.5	20350/ 1750	20375/ 1752.5	20385/ 1753.5	20393/ 1754.3
	Band 5	Frequency range: 824 - 849 MHz					
		Channel Bandwidth					
		20 MHz	15 MHz	10 MHz	5 MHz	3 MHz	1.4 MHz
	Low			20450/ 829	20425/ 826.5	20415/ 825.5	20407/ 824.7
	Mid			20525/ 836.5	20525/ 836.5	20525/ 836.5	20525/ 836.5
	High			20600/ 844	20625/ 846.5	20635/ 847.5	20643/ 848.3
	Band 12	Frequency range: 699 - 716 MHz					
		Channel Bandwidth					
		20 MHz	15 MHz	10 MHz	5 MHz	3 MHz	1.4 MHz
	Low			23060/ 704	23035/ 701.5	23025/ 700.5	23017/ 699.7
	Mid			23095/ 707.5	23095/ 707.5	23095/ 707.5	23095/ 707.5
	High			23130/ 711	23155/ 713.5	23165/ 714.5	23173/ 715.3
	Band 13	Frequency range: 777 - 787 MHz					
		Channel Bandwidth					
		20 MHz	15 MHz	10 MHz	5 MHz	3 MHz	1.4 MHz
	Low				23205/ 779.5		
Mid			23230/ 782	23230/ 782			
High				23255/ 784.5			
Band 17	Frequency range: 704 - 716 MHz						
	Channel Bandwidth						
	20 MHz	15 MHz	10 MHz	5 MHz	3 MHz	1.4 MHz	
Low			23780/ 709	23755/ 706.5			
Mid			23790/ 710	23790/ 710			
High			23800/ 711	23825/ 713.5			

General LTE SAR Test and Reporting Considerations (Continued)

Frequency range, Channel Bandwidth, Numbers and Frequencies	Band 25	Frequency range: 1850 - 1915 MHz						
		Channel Bandwidth						
		20 MHz	15 MHz	10 MHz	5 MHz	3 MHz	1.4 MHz	
	Low	26140/ 1860	26115/ 1857.5	26090/ 1855	26065/ 1852.5	26055/ 1851.5	26047/ 1850.7	
	Mid	26365/ 1882.5	26365/ 1882.5	26365/ 1882.5	26365/ 1882.5	26365/ 1882.5	26365/ 1882.5	
	High	26590/ 1905	26615/ 1907.5	26640/ 1910	26665/ 1912.5	26675/ 1913.5	26683/ 1914.3	
	Band 26	Frequency range: 814 - 849 MHz						
		Channel Bandwidth						
		20 MHz	15 MHz	10 MHz	5 MHz	3 MHz	1.4 MHz	
	Low		26765/ 821.5	26740/ 819	26715/ 816.5	26705/ 815.5	26697/ 814.7	
	Mid		26865/ 831.5	26865/ 831.5	26865/ 831.5	26865/ 831.5	26865/ 831.5	
	High		26965/ 841.5	26990/ 844	27015/ 846.5	27025/ 847.5	27033/ 848.3	
	Band 41	Frequency range: 2496 - 2690 MHz						
		Channel Bandwidth						
		20 MHz	15 MHz	10 MHz	5 MHz	3 MHz	1.4 MHz	
	Low	39750 / 2506.0						
	Low-Mid	40185 / 2549.5						
	Mid	40620 / 2593.0						
	Mid-High	41055 / 2636.5						
	High	41490 / 2680.0						
Band 66	Frequency range: 1710 - 1780 MHz							
	Channel Bandwidth							
	20 MHz	15 MHz	10 MHz	5 MHz	3 MHz	1.4 MHz		
Low	132072/ 1720	132047/ 1717.5	132022/ 1715	131997/ 1712.5	131987/ 1711.5	131979/ 1710.7		
Mid	132322/ 1745	132322/ 1745	132322/ 1745	132322/ 1745	132322/ 1745	132322/ 1745		
High	132572/ 1770	132597/ 1772.5	132622/ 1775	132647/ 1777.5	132657/ 1778.5	132665/ 1779.3		
LTE transmitter and antenna implementation	Refer to Appendix A.							
Maximum power reduction (MPR)	Table 6.2.3-1: Maximum Power Reduction (MPR) for Power Class 1, 2 and 3							
	Modulation	Channel bandwidth / Transmission bandwidth (N _{RB})					MPR (dB)	
		1.4 MHz	3.0 MHz	5 MHz	10 MHz	15 MHz	20 MHz	
QPSK	> 5	> 4	> 8	> 12	> 16	> 18		≤ 1
16 QAM	≤ 5	≤ 4	≤ 8	≤ 12	≤ 16	≤ 18		≤ 1
16 QAM	> 5	> 4	> 8	> 12	> 16	> 18		≤ 2
64 QAM	≤ 5	≤ 4	≤ 8	≤ 12	≤ 16	≤ 18		≤ 2
64 QAM	> 5	> 4	> 8	> 12	> 16	> 18		≤ 3
256 QAM	≥ 1						≤ 5	
	MPR Built-in by design							
	The manufacturer MPR values are always within the 3GPP maximum MPR allowance but may not follow the default MPR values.							
	A-MPR (additional MPR) was disabled during SAR testing							
Power reduction	Yes							
Spectrum plots for RB configurations	A properly configured base station simulator was used for the SAR and power measurements; therefore, spectrum plots for each RB allocation and offset configuration are not included in the SAR report.							

Notes:

- Maximum bandwidth does not support at least three non-overlapping channels in certain channel bandwidths. When a device supports Overlapping channel assignment in a channel bandwidth configuration, the middle channel of the group of overlapping channels should be selected for testing per KDB 941225 D05 SAR for LTE devices.
- LTE Band 41 test channels in accordance with October 2014 TCB workshop for all channels bandwidths.
- SAR Testing for LTE was performed with the same number of RB and RB offsets transmitting on all TTI frames (maximum TTI).

6.7. LTE (TDD) Considerations

According to KDB 941225 D05 SAR for LTE Devices, for Time-Division Duplex (TDD) systems, SAR must be tested using a fixed periodic duty factor according to the highest transmission duty factor implemented for the device and supported by the defined 3GPP LTE TDD configurations.

LTE TDD Bands support 3GPP TS 36.211 section 4.2 for Type 2 Frame Structure and Table 4.2-2 for uplink-downlink configurations and Table 4.2-1 for Special subframe configurations.

Table 4.2-1: Configuration of special subframe (lengths of DwPTS/GP/UpPTS).

Special subframe configuration	Normal cyclic prefix in downlink			Extended cyclic prefix in downlink		
	DwPTS	UpPTS		DwPTS	UpPTS	
		Normal cyclic prefix in uplink	Extended cyclic prefix in uplink		Normal cyclic prefix in uplink	Extended cyclic prefix in uplink
0	$6592 \cdot T_s$	$2192 \cdot T_s$	$2560 \cdot T_s$	$7680 \cdot T_s$	$2192 \cdot T_s$	$2560 \cdot T_s$
1	$19760 \cdot T_s$			$20480 \cdot T_s$		
2	$21952 \cdot T_s$			$23040 \cdot T_s$		
3	$24144 \cdot T_s$			$25600 \cdot T_s$		
4	$26336 \cdot T_s$			$7680 \cdot T_s$		
5	$6592 \cdot T_s$	$4384 \cdot T_s$	$5120 \cdot T_s$	$20480 \cdot T_s$	$4384 \cdot T_s$	$5120 \cdot T_s$
6	$19760 \cdot T_s$			$23040 \cdot T_s$		
7	$21952 \cdot T_s$			$12800 \cdot T_s$		
8	$24144 \cdot T_s$			-		
9	$13168 \cdot T_s$			-		

Calculated Duty Cycle

Uplink-Downlink Configuration	Downlink-to-Uplink Switch-point Periodicity	Subframe Number										Calculated Duty Cycle (%)
		0	1	2	3	4	5	6	7	8	9	
0	5 ms	D	S	U	U	U	D	S	U	U	U	63.33
1	5 ms	D	S	U	U	D	D	S	U	U	D	43.33
2	5 ms	D	S	U	D	D	D	S	U	D	D	23.33
3	10 ms	D	S	U	U	U	D	D	D	D	D	31.67
4	10 ms	D	S	U	U	D	D	D	D	D	D	21.67
5	10 ms	D	S	U	D	D	D	D	D	D	D	11.67
6	5 ms	D	S	U	U	U	D	S	U	U	D	53.33

Calculated Duty Cycle = Extended cyclic prefix in uplink x (T_s) x # of S + # of U

Example for Calculated Duty Cycle for Uplink-Downlink Configuration 0:

Calculated Duty Cycle = $5120 \times [1/(15000 \times 2048)] \times 2 + 6 \text{ ms} = 63.33\%$

where T_s = 1/(15000 x 2048) seconds

Note(s):

This device supports uplink-downlink configurations 0-6. The configuration with highest duty cycle was used for SAR Testing: configuration 0 at 63.3% duty cycle. Only LTE Band 41 Power Class 2 was used configuration 1 at 43.3% duty cycle for SAR testing.

6.8. NR (Sub 6GHz) SAR Test and Reporting Considerations

Item	Description													
Frequency range, Channel Bandwidth, Numbers and Frequencies	Band n2		Frequency range: 1850 - 1910 MHz											
			Channel Bandwidth (MHz)											
		100	90	80	70	60	50	40	30	25	20	15	10	5
	Low										372000 /1860	371500 /1857.5	371000 /1855	370500 /1852.5
	Mid										376000 /1880	376000 /1880	376000 /1880	376000 /1880
	High										380000 /1900	380500 /1902.5	381000 /1905	381500 /1907.5
	Band n5		Frequency range: 824 - 849 MHz											
			Channel Bandwidth (MHz)											
		100	90	80	70	60	50	40	30	25	20	15	10	5
	Low										166800 /834	166300 /831.5	165800 /829	165300 /826.5
	Mid										167300 /836.5	167300 /836.5	167300 /836.5	167300 /836.5
	High										167800 /839	168300 /841.5	168800 /844	169300 /846.5
	Band n12		Frequency range: 699 - 716 MHz											
			Channel Bandwidth (MHz)											
		100	90	80	70	60	50	40	30	25	20	15	10	5
	Low											141300 /706.5	140800 /704	140300 /701.5
	Mid											141500 /707.5	141500 /707.5	141500 /707.5
	High											141700 /708.5	142200 /711	142700 /713.5
	Band n25		Frequency range: 1850 - 1915 MHz											
			Channel Bandwidth (MHz)											
		100	90	80	70	60	50	40	30	25	20	15	10	5
Low											372000 /1860	371500 /1857.5	371000 /1855	370500 /1852.5
Mid											376500 /1882.5	376500 /1882.5	376500 /1882.5	376500 /1882.5
High											381000 /1905	381500 /1907.5	382000 /1910	382500 /1912.5
Band n41		Frequency range: 2496 - 2690 MHz												
		Channel Bandwidth (MHz)												
	100	90	80	70	60	50	40	30	25	20	15	10	5	
Low											501204 /2506.02			
Low-Mid	509202 /2546.01	508200 /2541	507204 /2536.02		505200 /2526	504204 /2512.02	503202 /2516.01	552200 /2511			513468 /2567.34	510402 /2552.01	509898 /2549.49	
Mid	518598 /2592.99				518598 /2592.99	518598 /2592.99		518598 /2592.99			518598 /2592.99			
Mid-High							523734 /2618.67	526800 /2634			527298 /2638.49			
High	528000 /2640	528996 /2644.98	529998 /2649.99		532998 /2664.99	523734 /2618.67		534000 /2670	534996 /2674.98		535998 /2679.99			
Band n66		Frequency range: 1710 - 1780 MHz												
		Channel Bandwidth (MHz)												
	100	90	80	70	60	50	40	30	25	20	15	10	5	
Low											344000 /1720	343500 /1717.5	343000 /1715	342500 /1712.5
Mid											349000 /1745	349000 /1745	349000 /1745	349000 /1745
High											354000 /1770	354500 /1772.5	355000 /1775	355500 /1777.5

Item	Description														
Frequency range, Channel Bandwidth, Numbers and Frequencies	Band n77-DoD -Lower Band-	Frequency range: 3450 - 3550 MHz													
		Channel Bandwidth (MHz)													
		100	90	80	70	60	50	40	30	25	20	15	10	5	
	Low						631668 /3475.02	631334 /3470.01	631000 /3465		630668 /3460.02	630500 /3457.5	630334 /3445.01		
	Mid	633334 /3500.01	633334 /3500.01	633334 /3500.01	633334 /3500.01	633334 /3500.01			633334 /3500.01		633334 /3500.01	633334 /3500.01	633334 /3500.01		
	High						635000 /3525	635334 /3530.01	635666 /3534.99		636000 /3540	636166 /3542.49	636322 /3544.98		
	Band n77 -Upper Band-	Frequency range: 3700 - 3980 MHz													
		Channel Bandwidth (MHz)													
		100	90	80	70	60	50	40	30	25	20	15	10	5	
	Low	650000 /3750	649668 /3745.02	649334 /3740.01	649000 /3735	648668 /3730.02	648334 /3725.01	648000 /3720	647668 /3715.02		647334 /3710.01	647168 /3707.52	647000 /3705		
	Low-Mid				653666 /3804.99	653556 /3803.34	652166 /3782.49	651200 /3768	651000 /3765		650800 /3762	650700 /3760.5	650600 /3759		
	Mid-A		656000 /3840	656000 /3840				654400 /3816	654334 /3815.01		654266 /3813.99	654234 /3813.51	654200 /3813		
	Mid-B						656000 /3840		657600 /3864	657666 /3864.99		657734 /3866.01	657766 /3866.49	657800 /3867	
	Mid-High				658334 /3875.01	658444 /3876.66	659834 /3897.51	660800 /3912	661000 /3915		661200 /3918	661300 /3919.5	661400 /3921		
High	662000 /3930	662332 /3934.98	662666 /3939.99	663000 /3945	663332 /3949.98	663666 /3954.99	664000 /3960	664332 /3964.98		664666 /3969.99	664832 /3972.48	665000 /3975			
SCS	NR FDD Bands : 15 kHz, NR TDD Bands : 30 kHz														
Modulations Supported in UL	DFT-s-OFDM: $\pi/2$ BPSK, QPSK, 16QAM, 64QAM, 256QAM CP-OFDM: QPSK, 16QAM, 64QAM, 256QAM														
A-MPR (Additional MPR) disabled for SAR Testing?	Yes														
EN-DC Carrier Aggregation Possible Combinations															
LTE Anchor Bands for NR Band n2	LTE Band 5 / 12 / 13														
LTE Anchor Bands for NR Band n5	LTE Band 2 / 66														
LTE Anchor Bands for NR Band n25	LTE Band 12 / 13														
LTE Anchor Bands for NR Band n41	LTE Band 4 / 12 / 66														
LTE Anchor Bands for NR Band n66	LTE Band 2 / 5 / 12 / 13														
LTE Anchor Bands for NR Band n77	LTE Band 2 / 5 / 12 / 13 / 25 / 66														

Notes:

- SAR test for NR bands and LTE anchor Bands were performed separately due to limitations in SAR probe calibration factors. And, Due to test setup limitations, SAR testing for NR was performed using test mode software to establish the connection.
- NR configurations of SAR test were determined according to Section 5.2 of KDB 941225 D05.

6.9. Dynamic Antenna tuner testing – For PAG REUSE

This Device applies Qualcomm chipset solution's Dynamic Antenna tuning technology to some 3G / 4G / 5G sub6 bands. (WCDMA BV, LTE B5/B12/B13/B26 and NR Bn5/n12)

Dynamic Antenna tuning was tested in accordance with the April 2019 FCC TCBC Workshop notes.

Per 2019, April TCBC Workshop document

- SAR is measured according to required procedures with dynamic tuner active allowing device to automatically tune. Auto-tune state determined by device during normal SAR measurement verified and listed alongside the reported SAR results.
- Additional single point SAR (time-sweep) measurements were evaluated for other tuner states to determine that the other configurations would result in equivalent or lower SAR values.
- Single point measurements performed at the peak SAR location of the highest measured SAR configuration for each combination. SAR probe remains stationary throughout the entire series of single point measurements for each combination.
- Total number tuner states divided evenly among each supported band / air interface and exposure condition combination. If any single point SAR measurement result is > 1.2 W/kg for a band / exposure condition combination set, all supported tuner states are evaluated with single point SAR measurements for the combination. Tuner state is established remotely so that the device is not moved for the entire series of single point SAR measurements for the tuner states in each combination.

The following test procedures were followed to demonstrate that the SAR results in Section 10 represented the appropriate SAR test conditions. For bands with dynamic tuning implemented, SAR was measured according to the required FCC SAR test procedures with the dynamic tuning active to allow the device to automatically to the antenna state for the respective RF exposure test configurations. Additional single point SAR time-sweep measurements were evaluated for other tuner states to determine that the other configurations would result in equivalent or lower SAR values. The additional tuner hardware has no influence on the antenna characteristics, other impedance matching.

To evaluate all the tuner states, the 120 tuner states were divided among the aggregate band, mode and exposure combinations so that each combination was evaluated for at least 15 tuner states and also so that at least 3 single point SAR measurements were made for every available tuner state. Single point time-sweep measurements were performed at the peak SAR location determined by the zoom scan of the configuration with the highest reported SAR for each combination. The tuner state was able to be established remotely so that the device was not moved for the entire series of single point SAR for the tuner states in each combination. The SAR probe remained stationary at the same position throughout the entire series of single point measurements for each combination. When the single point SAR or 1g SAR was > 1.2 W/kg for a particular band / mode / exposure condition, point SAR measurements were made for all 120 tuner states.

This Device supports LTE capabilities with overlapping transmission frequency ranges.

LTE Band 5 (824 MHz – 849 MHz) is covered by LTE Band 26 (814 MHz – 849 MHz)

Each both LTE bands share the same transmission path and signal characteristics. The Evaluation of Dynamic antenna tuner was only evaluated for the band with the larger transmission frequency range. The operational description contains more information about the design and implementation of the dynamic antenna tuning.

Note(s):

All test results are refer to Appendix I "Dynamic Antenna tuner testing".

7. RF Exposure Conditions (Test Configurations)

Refer to Appendix A for the specific details of the antenna-to-antenna and antenna-to-edge(s) distances.

Folder Opened configuration

Wireless technologies	RF Exposure Conditions	Antenna	DUT-to-User Separation	Test Position	Antenna-to-edge/surface	SAR Required	Note	
WWAN	Head	All Antennas	0 mm	Left Touch	N/A	Yes		
				Left Tilt (15°)	N/A	Yes		
				Right Touch	N/A	Yes		
				Right Tilt (15°)	N/A	Yes		
	Body	All Antennas	15 mm	Rear	N/A	Yes		
				Front	N/A	Yes		
	Hotspot	Main 1 Ant.	10 mm	Rear	< 25 mm	Yes	1	
				Front	< 25 mm	Yes		
				Edge 1 (Top)	> 25 mm	No		
				Edge 2 (Right)	< 25 mm	Yes		
				Edge 3 (Bottom)	< 25 mm	Yes		
	Hotspot	Main 2 Ant. (= Ant.B)	10 mm	Edge 4 (Left)	< 25 mm	Yes		
				Rear	< 25 mm	Yes		
				Front	< 25 mm	Yes		
				Edge 1 (Top)	> 25 mm	No	1	
				Edge 2 (Right)	> 25 mm	No	1	
	Hotspot	Sub.5 (= Ant.I)	10 mm	Edge 3 (Bottom)	< 25 mm	Yes		
				Edge 4 (Left)	< 25 mm	Yes		
				Rear	< 25 mm	Yes		
				Front	< 25 mm	Yes		
				Edge 1 (Top)	< 25 mm	Yes		
	Hotspot	Ant.C	10 mm	Edge 2 (Right)	< 25 mm	Yes		
				Edge 3 (Bottom)	> 25 mm	No	1	
				Edge 4 (Left)	> 25 mm	No	1	
				Rear	< 25 mm	Yes		
				Front	< 25 mm	Yes		
	Hotspot	Ant.E	10 mm	Edge 1 (Top)	< 25 mm	Yes		
				Edge 2 (Right)	> 25 mm	No	1	
				Edge 3 (Bottom)	> 25 mm	No	1	
				Edge 4 (Left)	< 25 mm	Yes		
				Rear	< 25 mm	Yes		
	Hotspot	Ant.F	10 mm	Front	< 25 mm	Yes		
				Edge 1 (Top)	< 25 mm	Yes		
				Edge 2 (Right)	> 25 mm	No	1	
				Edge 3 (Bottom)	> 25 mm	No	1	
				Edge 4 (Left)	< 25 mm	Yes		
	Product Specific 10-g	All Antennas	0 mm	Rear				
				Front				
				Edge 1 (Top)				
				Edge 2 (Right)				
				Edge 3 (Bottom)				
	2.4GHz WLAN/BT & 5GHz WLAN	Head	All Antennas	0 mm	Edge 4 (Left)			
					Left Touch	N/A	Yes	
					Left Tilt (15°)	N/A	Yes	
					Right Touch	N/A	Yes	
		Body	All Antennas	15 mm	Right Tilt (15°)	N/A	Yes	
					Rear	N/A	Yes	
		Hotspot	WiFi 2.4G/5G/BT Ant.1	10 mm	Front	N/A	Yes	
Rear					< 25 mm	Yes		
Front					< 25 mm	Yes		
Edge 1 (Top)					< 25 mm	Yes		
Edge 2 (Right)					> 25 mm	No	1	
Hotspot		WiFi 2.4G/5G/BT Ant.1 (=Ant.F)	10 mm	Edge 3 (Bottom)	> 25 mm	No	1	
				Edge 4 (Left)	< 25 mm	Yes		
				Rear	< 25 mm	Yes		
				Front	< 25 mm	Yes		
				Edge 1 (Top)	< 25 mm	Yes		
Product Specific 10-g		WiFi 2.4G/5G/BT Ant.2 (Ant.H)	0 mm	Edge 2 (Right)	< 25 mm	Yes		
				Edge 3 (Bottom)	> 25 mm	No	1	
				Edge 4 (Left)	> 25 mm	No	1	
				Rear				
				Front				
NFC		Product Specific 10-g	NFC Ant.	0 mm	Edge 1 (Top)			
					Edge 2 (Right)			
					Edge 3 (Bottom)			
					Edge 4 (Left)			
					Rear	< 25 mm	Yes	
					Front	< 25 mm	Yes	
					Edge 1 (Top)	< 25 mm	Yes	
					Edge 2 (Right)	< 25 mm	Yes	
					Edge 3 (Bottom)	< 25 mm	Yes	
					Edge 4 (Left)	< 25 mm	Yes	

Notes:

- SAR is not required because the distance from the antenna to the edge is > 25 mm as per KDB 941225 D06 Hot Spot SAR.
- For Phablet devices: When hotspot mode applies, Product specific 10-g SAR is required only for the surfaces and edges with hotspot mode 1-g reported SAR > 1.2 W/kg.
- For Phablet devices: When hotspot mode applies and power reduction applies to hotspot mode, Product specific 10-g SAR is required for each test position that has an adjusted SAR to maximum power that is > 1.2 W/kg.
- For Phablet devices: When hotspot mode is not supported, Product specific 10-g SAR is required for all surfaces and edges with an antenna located at ≤ 25mm from that surface or edge in direct contact with a flat phantom, to address interactive hand use exposure conditions.
- Per manufacturer guide, NFC SAR was considered about only hand held condition (Product Specific 10-g) with Folder opened configuration.

Forder Closed configuration

Wireless technologies	RF Exposure Conditions	Antennaa	DUT-to-User Separation	Test Position	Antenna-to-edge/surface	SAR Required	Note
WWAN	Body	All Antennas	15 mm	Rear	N/A	Yes	
				Front	N/A	Yes	
	Hotspot	Main 1 Ant.	5 mm	Rear	< 25 mm	Yes	
				Front	< 25 mm	Yes	
				Edge 1 (Top)	> 25 mm	No	1
				Edge 2 (Right)	< 25 mm	Yes	
				Edge 3 (Bottom)	< 25 mm	Yes	
				Edge 4 (Left)	< 25 mm	Yes	
	Hotspot	Main 2 Ant. (= Ant.B)	5 mm	Rear	< 25 mm	Yes	
				Front	< 25 mm	Yes	
				Edge 1 (Top)	> 25 mm	No	1
				Edge 2 (Right)	> 25 mm	No	1
				Edge 3 (Bottom)	< 25 mm	Yes	
				Edge 4 (Left)	< 25 mm	Yes	
	Hotspot	Sub.5 (= Ant.I)	5 mm	Rear	< 25 mm	Yes	
				Front	< 25 mm	Yes	
				Edge 1 (Top)	< 25 mm	Yes	
				Edge 2 (Right)	< 25 mm	Yes	
				Edge 3 (Bottom)	< 25 mm	Yes	
				Edge 4 (Left)	> 25 mm	No	1
	Hotspot	Ant.C	5 mm	Rear	< 25 mm	Yes	
				Front	< 25 mm	Yes	
				Edge 1 (Top)	< 25 mm	Yes	
				Edge 2 (Right)	> 25 mm	No	1
				Edge 3 (Bottom)	< 25 mm	Yes	
				Edge 4 (Left)	< 25 mm	Yes	
	Hotspot	Ant.E	5 mm	Rear	< 25 mm	Yes	
				Front	< 25 mm	Yes	
				Edge 1 (Top)	< 25 mm	Yes	
				Edge 2 (Right)	> 25 mm	No	1
Edge 3 (Bottom)				< 25 mm	Yes		
Edge 4 (Left)				< 25 mm	Yes		
Hotspot	Ant.F	5 mm	Rear	< 25 mm	Yes		
			Front	< 25 mm	Yes		
			Edge 1 (Top)	> 25 mm	No	1	
			Edge 2 (Right)	> 25 mm	No	1	
			Edge 3 (Bottom)	< 25 mm	Yes		
			Edge 4 (Left)	< 25 mm	Yes		
2.4GHz WLAN/BT & 5GHz WLAN	Body	All Antennas	15 mm	Rear	N/A	Yes	
				Front	N/A	Yes	
	Hotspot	WiFi 2.4G/5G/BT Ant.1 (=Ant.F)	5 mm	Rear	< 25 mm	Yes	
				Front	< 25 mm	Yes	
				Edge 1 (Top)	> 25 mm	No	1
				Edge 2 (Right)	> 25 mm	No	1
				Edge 3 (Bottom)	< 25 mm	Yes	
				Edge 4 (Left)	< 25 mm	Yes	
	Hotspot	WiFi 2.4G/5G/BT Ant.2 (Ant.H)	5 mm	Rear	< 25 mm	Yes	
				Front	< 25 mm	Yes	
				Edge 1 (Top)	> 25 mm	No	1
				Edge 2 (Right)	< 25 mm	Yes	
Edge 3 (Bottom)				< 25 mm	Yes		
Edge 4 (Left)				> 25 mm	No	1	

Notes:

- SAR is not required because the distance from the antenna to the edge is > 25 mm as per KDB 941225 D06 Hot Spot SAR.
- For Phablet devices: When hotspot mode applies, Product specific 10-g SAR is required only for the surfaces and edges with hotspot mode 1-g reported SAR > 1.2 W/kg.
- For Phablet devices: When hotspot mode applies and power reduction applies to hotspot mode, Product specific 10-g SAR is required for each test position that has and adjusted SAR to maximum power that is > 1.2 W/kg.
- For Phablet devices: When hotspot mode is not supported, Product specific 10-g SAR is required for all surfaces and edges with an antenna located at ≤ 25mm from that surface or edge in direct contact with a flat phantom, to address interactive hand use exposure conditions.
- Per manufacturer guide, NFC does not work during Folder Closed configuration. So NFC SAR is not consider about Folder Closed configuration.

8. Dielectric Property Measurements & System Check

8.1. Dielectric Property Measurements

The temperature of the tissue-equivalent medium used during measurement must also be within 18°C to 25°C and within $\pm 2^\circ\text{C}$ of the temperature when the tissue parameters are characterized.

The dielectric parameters must be measured before the tissue-equivalent medium is used in a series of SAR measurements. The Tissue Dielectric parameters (100MHz to 6GHz) should be re-measured after each 3 – 4 days of use; or earlier if the dielectric parameters can become out of tolerance; for example, when the parameters are marginal at the beginning of the measurement series.

Tissue dielectric parameters were measured at the low, middle and high frequency of each operating frequency range of the test device.

For The Tissue Dielectric parameters (4MHz to 30MHz). The parameters must be measured before 24 hours.

1. Tissue Dielectric Parameters (100MHz to 6GHz)

FCC KDB 865664 D01 SAR Measurement 100 MHz to 6 GHz

Target Frequency (MHz)	Head		Body	
	ϵ_r	σ (S/m)	ϵ_r	σ (S/m)
150	52.3	0.76	61.9	0.80
300	45.3	0.87	58.2	0.92
450	43.5	0.87	56.7	0.94
835	41.5	0.90	55.2	0.97
900	41.5	0.97	55.0	1.05
915	41.5	0.98	55.0	1.06
1450	40.5	1.20	54.0	1.30
1610	40.3	1.29	53.8	1.40
1800 – 2000	40.0	1.40	53.3	1.52
2450	39.2	1.80	52.7	1.95
3000	38.5	2.40	52.0	2.73
5000	36.2	4.45	49.3	5.07
5100	36.1	4.55	49.1	5.18
5200	36.0	4.66	49.0	5.30
5300	35.9	4.76	48.9	5.42
5400	35.8	4.86	48.7	5.53
5500	35.6	4.96	48.6	5.65
5600	35.5	5.07	48.5	5.77
5700	35.4	5.17	48.3	5.88
5800	35.3	5.27	48.2	6.00

SAR test were performed in All RF exposure conditions using Head tissue according to TCB workshop note of April, 2019.

IEEE Std 1528-2013

Refer to Table 3 within the IEEE Std 1528-2013

2. Tissue Dielectric Parameters (4MHz to 30MHz)

Target Frequency (MHz)	Head	
	ϵ_r	σ (S/m)
4	55.0	0.75
13	55.0	0.75
30	55.0	0.75

IEC_ IEEE Std 62209-1528 : 2020

Refer to Table 2 within the IEC_ IEEE Std 62209-1528 : 2020.

**Dielectric Property Measurements Results:
SAR 1 Room**

Date	Freq. (MHz)	Liquid Parameters		Measured	Target	Delta (%)	Limit ±(%)		
5-4-2022	Head 5250	e'	36.8300	Relative Permittivity (ϵ_r):	36.83	35.93	2.50	5	
		e"	15.5300	Conductivity (σ):	4.53	4.70	-3.59	5	
	Head 5260	e'	36.8100	Relative Permittivity (ϵ_r):	36.81	35.92	2.47	5	
		e"	15.5400	Conductivity (σ):	4.55	4.71	-3.55	5	
	Head 5600	e'	36.0500	Relative Permittivity (ϵ_r):	36.05	35.53	1.45	5	
		e"	15.7800	Conductivity (σ):	4.91	5.06	-2.90	5	
	Head 5800	e'	35.7000	Relative Permittivity (ϵ_r):	35.70	35.30	1.13	5	
		e"	15.9400	Conductivity (σ):	5.14	5.27	-2.46	5	
	Head 5825	e'	35.6800	Relative Permittivity (ϵ_r):	35.68	35.30	1.08	5	
		e"	15.9400	Conductivity (σ):	5.16	5.27	-2.03	5	
	5-9-2022	Head 5250	e'	34.7000	Relative Permittivity (ϵ_r):	34.70	35.93	-3.43	5
			e"	16.5700	Conductivity (σ):	4.84	4.70	2.87	5
Head 5260		e'	34.7400	Relative Permittivity (ϵ_r):	34.74	35.92	-3.29	5	
		e"	16.6000	Conductivity (σ):	4.86	4.71	3.03	5	
Head 5600		e'	35.0500	Relative Permittivity (ϵ_r):	35.05	35.53	-1.36	5	
		e"	16.3100	Conductivity (σ):	5.08	5.06	0.36	5	
Head 5800		e'	34.5300	Relative Permittivity (ϵ_r):	34.53	35.30	-2.18	5	
		e"	16.0400	Conductivity (σ):	5.17	5.27	-1.84	5	
Head 5825		e'	34.3500	Relative Permittivity (ϵ_r):	34.35	35.30	-2.69	5	
		e"	16.0400	Conductivity (σ):	5.20	5.27	-1.42	5	
5-12-2022		Head 5250	e'	34.9000	Relative Permittivity (ϵ_r):	34.90	35.93	-2.88	5
			e"	16.1300	Conductivity (σ):	4.71	4.70	0.14	5
	Head 5260	e'	34.8800	Relative Permittivity (ϵ_r):	34.88	35.92	-2.90	5	
		e"	16.1400	Conductivity (σ):	4.72	4.71	0.17	5	
	Head 5600	e'	34.4800	Relative Permittivity (ϵ_r):	34.48	35.53	-2.97	5	
		e"	16.2900	Conductivity (σ):	5.07	5.06	0.24	5	
	Head 5800	e'	34.0000	Relative Permittivity (ϵ_r):	34.00	35.30	-3.68	5	
		e"	16.4000	Conductivity (σ):	5.29	5.27	0.36	5	
	Head 5825	e'	33.9500	Relative Permittivity (ϵ_r):	33.95	35.30	-3.82	5	
		e"	16.4400	Conductivity (σ):	5.32	5.27	1.04	5	
	5-16-2022	Head 5250	e'	36.6400	Relative Permittivity (ϵ_r):	36.64	35.93	1.97	5
			e"	15.9400	Conductivity (σ):	4.65	4.70	-1.04	5
Head 5260		e'	36.6000	Relative Permittivity (ϵ_r):	36.60	35.92	1.89	5	
		e"	15.9400	Conductivity (σ):	4.66	4.71	-1.07	5	
Head 5600		e'	36.3900	Relative Permittivity (ϵ_r):	36.39	35.53	2.41	5	
		e"	15.7800	Conductivity (σ):	4.91	5.06	-2.90	5	
Head 5800		e'	35.7100	Relative Permittivity (ϵ_r):	35.71	35.30	1.16	5	
		e"	15.9000	Conductivity (σ):	5.13	5.27	-2.70	5	
Head 5825		e'	35.7000	Relative Permittivity (ϵ_r):	35.70	35.30	1.13	5	
		e"	15.9600	Conductivity (σ):	5.17	5.27	-1.91	5	
5-25-2022		Head 3500	e'	38.6800	Relative Permittivity (ϵ_r):	38.68	37.93	1.98	5
			e"	14.7800	Conductivity (σ):	2.88	2.91	-1.21	5
	Head 3560	e'	38.5600	Relative Permittivity (ϵ_r):	38.56	37.86	1.85	5	
		e"	14.7800	Conductivity (σ):	2.93	2.97	-1.59	5	
	Head 3600	e'	38.4900	Relative Permittivity (ϵ_r):	38.49	37.82	1.78	5	
		e"	14.8800	Conductivity (σ):	2.98	3.01	-1.17	5	
	Head 3690	e'	38.3700	Relative Permittivity (ϵ_r):	38.37	37.71	1.74	5	
		e"	14.9400	Conductivity (σ):	3.07	3.11	-1.31	5	
	Head 3700	e'	38.3500	Relative Permittivity (ϵ_r):	38.35	37.70	1.72	5	
		e"	14.9500	Conductivity (σ):	3.08	3.12	-1.30	5	

SAR 1 Room (Continued)

Date	Freq. (MHz)	Liquid Parameters		Measured	Target	Delta (%)	Limit ±(%)		
5-25-2022	Head 3600	e'	38.4900	Relative Permittivity (ϵ_r):	38.49	37.82	1.78	5	
		e"	14.8800	Conductivity (σ):	2.98	3.01	-1.17	5	
	Head 3650	e'	38.4400	Relative Permittivity (ϵ_r):	38.44	37.76	1.80	5	
		e"	14.9200	Conductivity (σ):	3.03	3.07	-1.21	5	
	Head 3700	e'	38.3500	Relative Permittivity (ϵ_r):	38.35	37.70	1.72	5	
		e"	14.9500	Conductivity (σ):	3.08	3.12	-1.30	5	
	Head 3750	e'	38.2700	Relative Permittivity (ϵ_r):	38.27	37.64	1.66	5	
		e"	15.0200	Conductivity (σ):	3.13	3.17	-1.12	5	
	Head 3800	e'	38.1900	Relative Permittivity (ϵ_r):	38.19	37.59	1.60	5	
		e"	15.0500	Conductivity (σ):	3.18	3.22	-1.20	5	
	5-25-2022	Head 3750	e'	38.2700	Relative Permittivity (ϵ_r):	38.27	37.64	1.66	5
			e"	15.0200	Conductivity (σ):	3.13	3.17	-1.12	5
Head 3800		e'	38.1900	Relative Permittivity (ϵ_r):	38.19	37.59	1.60	5	
		e"	15.0500	Conductivity (σ):	3.18	3.22	-1.20	5	
Head 3900		e'	38.0500	Relative Permittivity (ϵ_r):	38.05	37.47	1.54	5	
		e"	15.1300	Conductivity (σ):	3.28	3.32	-1.20	5	
Head 3930		e'	37.9700	Relative Permittivity (ϵ_r):	37.97	37.44	1.42	5	
		e"	15.1300	Conductivity (σ):	3.31	3.35	-1.35	5	
Head 3950		e'	37.9400	Relative Permittivity (ϵ_r):	37.94	37.42	1.40	5	
		e"	15.1600	Conductivity (σ):	3.33	3.37	-1.26	5	
5-30-2022		Head 3500	e'	38.9400	Relative Permittivity (ϵ_r):	38.94	37.93	2.66	5
			e"	14.7700	Conductivity (σ):	2.87	2.91	-1.28	5
	Head 3560	e'	38.8700	Relative Permittivity (ϵ_r):	38.87	37.86	2.66	5	
		e"	14.8300	Conductivity (σ):	2.94	2.97	-1.26	5	
	Head 3600	e'	38.8000	Relative Permittivity (ϵ_r):	38.80	37.82	2.60	5	
		e"	14.8200	Conductivity (σ):	2.97	3.01	-1.57	5	
	Head 3690	e'	38.6600	Relative Permittivity (ϵ_r):	38.66	37.71	2.51	5	
		e"	14.9000	Conductivity (σ):	3.06	3.11	-1.57	5	
	Head 3700	e'	38.6500	Relative Permittivity (ϵ_r):	38.65	37.70	2.52	5	
		e"	14.9100	Conductivity (σ):	3.07	3.12	-1.56	5	
	5-30-2022	Head 3600	e'	38.8000	Relative Permittivity (ϵ_r):	38.80	37.82	2.60	5
			e"	14.8200	Conductivity (σ):	2.97	3.01	-1.57	5
Head 3650		e'	38.6900	Relative Permittivity (ϵ_r):	38.69	37.76	2.47	5	
		e"	14.8700	Conductivity (σ):	3.02	3.07	-1.54	5	
Head 3700		e'	38.6500	Relative Permittivity (ϵ_r):	38.65	37.70	2.52	5	
		e"	14.9100	Conductivity (σ):	3.07	3.12	-1.56	5	
Head 3750		e'	38.5200	Relative Permittivity (ϵ_r):	38.52	37.64	2.33	5	
		e"	14.9100	Conductivity (σ):	3.11	3.17	-1.85	5	
Head 3800		e'	38.4400	Relative Permittivity (ϵ_r):	38.44	37.59	2.27	5	
		e"	14.9800	Conductivity (σ):	3.17	3.22	-1.66	5	
5-30-2022		Head 3750	e'	38.5200	Relative Permittivity (ϵ_r):	38.52	37.64	2.33	5
			e"	14.9100	Conductivity (σ):	3.11	3.17	-1.85	5
	Head 3800	e'	38.4400	Relative Permittivity (ϵ_r):	38.44	37.59	2.27	5	
		e"	14.9800	Conductivity (σ):	3.17	3.22	-1.66	5	
	Head 3900	e'	38.2700	Relative Permittivity (ϵ_r):	38.27	37.47	2.13	5	
		e"	15.0300	Conductivity (σ):	3.26	3.32	-1.85	5	
	Head 3930	e'	38.2500	Relative Permittivity (ϵ_r):	38.25	37.44	2.17	5	
		e"	15.0900	Conductivity (σ):	3.30	3.35	-1.61	5	
	Head 3950	e'	38.2400	Relative Permittivity (ϵ_r):	38.24	37.42	2.20	5	
		e"	15.1200	Conductivity (σ):	3.32	3.37	-1.52	5	

SAR 1 Room (Continued)

Date	Freq. (MHz)	Liquid Parameters		Measured	Target	Delta (%)	Limit ±(%)		
6-3-2022	Head 3500	e'	38.4200	Relative Permittivity (ϵ_r):	38.42	37.93	1.29	5	
		e"	14.8500	Conductivity (σ):	2.89	2.91	-0.74	5	
	Head 3560	e'	38.3500	Relative Permittivity (ϵ_r):	38.35	37.86	1.29	5	
		e"	14.9300	Conductivity (σ):	2.96	2.97	-0.59	5	
	Head 3600	e'	38.3000	Relative Permittivity (ϵ_r):	38.30	37.82	1.28	5	
		e"	14.9800	Conductivity (σ):	3.00	3.01	-0.51	5	
	Head 3690	e'	38.1600	Relative Permittivity (ϵ_r):	38.16	37.71	1.19	5	
		e"	15.0800	Conductivity (σ):	3.09	3.11	-0.38	5	
	Head 3700	e'	38.1400	Relative Permittivity (ϵ_r):	38.14	37.70	1.16	5	
		e"	15.0900	Conductivity (σ):	3.10	3.12	-0.38	5	
	6-3-2022	Head 3600	e'	38.3000	Relative Permittivity (ϵ_r):	38.30	37.82	1.28	5
			e"	14.9800	Conductivity (σ):	3.00	3.01	-0.51	5
Head 3650		e'	38.2200	Relative Permittivity (ϵ_r):	38.22	37.76	1.22	5	
		e"	15.0400	Conductivity (σ):	3.05	3.07	-0.41	5	
Head 3700		e'	38.1400	Relative Permittivity (ϵ_r):	38.14	37.70	1.16	5	
		e"	15.0900	Conductivity (σ):	3.10	3.12	-0.38	5	
Head 3750		e'	38.0500	Relative Permittivity (ϵ_r):	38.05	37.64	1.08	5	
		e"	15.1500	Conductivity (σ):	3.16	3.17	-0.27	5	
Head 3800		e'	37.9600	Relative Permittivity (ϵ_r):	37.96	37.59	0.99	5	
		e"	15.2000	Conductivity (σ):	3.21	3.22	-0.21	5	
6-3-2022		Head 3750	e'	38.0500	Relative Permittivity (ϵ_r):	38.05	37.64	1.08	5
			e"	15.1500	Conductivity (σ):	3.16	3.17	-0.27	5
	Head 3800	e'	37.9600	Relative Permittivity (ϵ_r):	37.96	37.59	0.99	5	
		e"	15.2000	Conductivity (σ):	3.21	3.22	-0.21	5	
	Head 3900	e'	37.7500	Relative Permittivity (ϵ_r):	37.75	37.47	0.74	5	
		e"	15.3100	Conductivity (σ):	3.32	3.32	-0.03	5	
	Head 3930	e'	37.6800	Relative Permittivity (ϵ_r):	37.68	37.44	0.64	5	
		e"	15.3300	Conductivity (σ):	3.35	3.35	-0.05	5	
	Head 3950	e'	37.6300	Relative Permittivity (ϵ_r):	37.63	37.42	0.57	5	
		e"	15.3400	Conductivity (σ):	3.37	3.37	-0.08	5	
	6-6-2022	Head 3500	e'	38.8500	Relative Permittivity (ϵ_r):	38.85	37.93	2.43	5
			e"	15.2200	Conductivity (σ):	2.96	2.91	1.73	5
Head 3560		e'	38.7000	Relative Permittivity (ϵ_r):	38.70	37.86	2.22	5	
		e"	15.2800	Conductivity (σ):	3.02	2.97	1.74	5	
Head 3600		e'	38.5900	Relative Permittivity (ϵ_r):	38.59	37.82	2.05	5	
		e"	15.3200	Conductivity (σ):	3.07	3.01	1.75	5	
Head 3690		e'	38.3800	Relative Permittivity (ϵ_r):	38.38	37.71	1.77	5	
		e"	15.3700	Conductivity (σ):	3.15	3.11	1.53	5	
Head 3700		e'	38.3600	Relative Permittivity (ϵ_r):	38.36	37.70	1.75	5	
		e"	15.3700	Conductivity (σ):	3.16	3.12	1.47	5	
6-6-2022	Head 3600	e'	38.5900	Relative Permittivity (ϵ_r):	38.59	37.82	2.05	5	
		e"	15.3200	Conductivity (σ):	3.07	3.01	1.75	5	
	Head 3650	e'	38.4600	Relative Permittivity (ϵ_r):	38.46	37.76	1.86	5	
		e"	15.3400	Conductivity (σ):	3.11	3.07	1.57	5	
	Head 3700	e'	38.3600	Relative Permittivity (ϵ_r):	38.36	37.70	1.75	5	
		e"	15.3700	Conductivity (σ):	3.16	3.12	1.47	5	
	Head 3750	e'	38.1900	Relative Permittivity (ϵ_r):	38.19	37.64	1.45	5	
		e"	15.4200	Conductivity (σ):	3.22	3.17	1.51	5	
	Head 3800	e'	38.0800	Relative Permittivity (ϵ_r):	38.08	37.59	1.31	5	
		e"	15.4900	Conductivity (σ):	3.27	3.22	1.69	5	

SAR 1 Room (Continued)

Date	Freq. (MHz)	Liquid Parameters		Measured	Target	Delta (%)	Limit ±(%)		
6-6-2022	Head 3750	e'	38.1900	Relative Permittivity (ϵ_r):	38.19	37.64	1.45	5	
		e"	15.4200	Conductivity (σ):	3.22	3.17	1.51	5	
	Head 3800	e'	38.0800	Relative Permittivity (ϵ_r):	38.08	37.59	1.31	5	
		e"	15.4900	Conductivity (σ):	3.27	3.22	1.69	5	
	Head 3900	e'	37.8700	Relative Permittivity (ϵ_r):	37.87	37.47	1.06	5	
		e"	15.5700	Conductivity (σ):	3.38	3.32	1.67	5	
	Head 3930	e'	37.8100	Relative Permittivity (ϵ_r):	37.81	37.44	0.99	5	
		e"	15.6300	Conductivity (σ):	3.42	3.35	1.91	5	
	Head 3950	e'	37.7800	Relative Permittivity (ϵ_r):	37.78	37.42	0.97	5	
		e"	15.6800	Conductivity (σ):	3.44	3.37	2.13	5	
	6-8-2022	Head 5250	e'	36.3300	Relative Permittivity (ϵ_r):	36.33	35.93	1.10	5
			e"	15.8100	Conductivity (σ):	4.62	4.70	-1.85	5
Head 5260		e'	36.3100	Relative Permittivity (ϵ_r):	36.31	35.92	1.08	5	
		e"	15.8200	Conductivity (σ):	4.63	4.71	-1.81	5	
Head 5600		e'	35.7700	Relative Permittivity (ϵ_r):	35.77	35.53	0.66	5	
		e"	16.0100	Conductivity (σ):	4.99	5.06	-1.48	5	
Head 5800		e'	35.4400	Relative Permittivity (ϵ_r):	35.44	35.30	0.40	5	
		e"	16.1400	Conductivity (σ):	5.21	5.27	-1.23	5	
Head 5825		e'	35.3800	Relative Permittivity (ϵ_r):	35.38	35.30	0.23	5	
		e"	16.1500	Conductivity (σ):	5.23	5.27	-0.74	5	
6-10-2022		Head 3500	e'	38.3700	Relative Permittivity (ϵ_r):	38.37	37.93	1.16	5
			e"	15.3600	Conductivity (σ):	2.99	2.91	2.67	5
	Head 3560	e'	38.1300	Relative Permittivity (ϵ_r):	38.13	37.86	0.71	5	
		e"	15.4100	Conductivity (σ):	3.05	2.97	2.60	5	
	Head 3600	e'	38.0300	Relative Permittivity (ϵ_r):	38.03	37.82	0.57	5	
		e"	15.4100	Conductivity (σ):	3.08	3.01	2.35	5	
	Head 3690	e'	37.6300	Relative Permittivity (ϵ_r):	37.63	37.71	-0.22	5	
		e"	15.3500	Conductivity (σ):	3.15	3.11	1.40	5	
	Head 3700	e'	37.5900	Relative Permittivity (ϵ_r):	37.59	37.70	-0.30	5	
		e"	15.3500	Conductivity (σ):	3.16	3.12	1.34	5	
	6-10-2022	Head 3600	e'	38.0300	Relative Permittivity (ϵ_r):	38.03	37.82	0.57	5
			e"	15.4100	Conductivity (σ):	3.08	3.01	2.35	5
Head 3650		e'	37.8400	Relative Permittivity (ϵ_r):	37.84	37.76	0.22	5	
		e"	15.3400	Conductivity (σ):	3.11	3.07	1.57	5	
Head 3700		e'	37.5900	Relative Permittivity (ϵ_r):	37.59	37.70	-0.30	5	
		e"	15.3500	Conductivity (σ):	3.16	3.12	1.34	5	
Head 3750		e'	37.3900	Relative Permittivity (ϵ_r):	37.39	37.64	-0.68	5	
		e"	15.3300	Conductivity (σ):	3.20	3.17	0.92	5	
Head 3800		e'	37.1700	Relative Permittivity (ϵ_r):	37.17	37.59	-1.11	5	
		e"	15.3300	Conductivity (σ):	3.24	3.22	0.64	5	
6-10-2022		Head 3600	e'	38.0300	Relative Permittivity (ϵ_r):	38.03	37.82	0.57	5
			e"	15.4100	Conductivity (σ):	3.08	3.01	2.35	5
	Head 3650	e'	37.8400	Relative Permittivity (ϵ_r):	37.84	37.76	0.22	5	
		e"	15.3400	Conductivity (σ):	3.11	3.07	1.57	5	
	Head 3700	e'	37.5900	Relative Permittivity (ϵ_r):	37.59	37.70	-0.30	5	
		e"	15.3500	Conductivity (σ):	3.16	3.12	1.34	5	
	Head 3750	e'	37.3900	Relative Permittivity (ϵ_r):	37.39	37.64	-0.68	5	
		e"	15.3300	Conductivity (σ):	3.20	3.17	0.92	5	
	Head 3800	e'	37.1700	Relative Permittivity (ϵ_r):	37.17	37.59	-1.11	5	
		e"	15.3300	Conductivity (σ):	3.24	3.22	0.64	5	

SAR 2 Room

Date	Freq. (MHz)	Liquid Parameters		Measured	Target	Delta (%)	Limit ±(%)	
5-6-2022	Head 3500	e'	37.8700	Relative Permittivity (ε _r):	37.87	37.93	-0.16	5
		e"	14.8200	Conductivity (σ):	2.88	2.91	-0.94	5
	Head 3560	e'	37.7300	Relative Permittivity (ε _r):	37.73	37.86	-0.35	5
		e"	14.9200	Conductivity (σ):	2.95	2.97	-0.66	5
	Head 3600	e'	37.6600	Relative Permittivity (ε _r):	37.66	37.82	-0.41	5
		e"	14.9700	Conductivity (σ):	3.00	3.01	-0.58	5
	Head 3690	e'	37.5000	Relative Permittivity (ε _r):	37.50	37.71	-0.56	5
		e"	15.0700	Conductivity (σ):	3.09	3.11	-0.45	5
	Head 3700	e'	37.4900	Relative Permittivity (ε _r):	37.49	37.70	-0.56	5
		e"	15.0800	Conductivity (σ):	3.10	3.12	-0.44	5
5-18-2022	Head 3500	e'	38.9900	Relative Permittivity (ε _r):	38.99	37.93	2.80	5
		e"	14.5700	Conductivity (σ):	2.84	2.91	-2.61	5
	Head 3560	e'	38.8800	Relative Permittivity (ε _r):	38.88	37.86	2.69	5
		e"	14.6200	Conductivity (σ):	2.89	2.97	-2.66	5
	Head 3600	e'	38.8000	Relative Permittivity (ε _r):	38.80	37.82	2.60	5
		e"	14.6500	Conductivity (σ):	2.93	3.01	-2.70	5
	Head 3690	e'	38.6600	Relative Permittivity (ε _r):	38.66	37.71	2.51	5
		e"	14.7200	Conductivity (σ):	3.02	3.11	-2.76	5
	Head 3700	e'	38.6400	Relative Permittivity (ε _r):	38.64	37.70	2.49	5
		e"	14.7300	Conductivity (σ):	3.03	3.12	-2.75	5
5-18-2022	Head 3600	e'	38.8000	Relative Permittivity (ε _r):	38.80	37.82	2.60	5
		e"	14.6500	Conductivity (σ):	2.93	3.01	-2.70	5
	Head 3650	e'	38.7100	Relative Permittivity (ε _r):	38.71	37.76	2.52	5
		e"	14.6900	Conductivity (σ):	2.98	3.07	-2.73	5
	Head 3700	e'	38.6400	Relative Permittivity (ε _r):	38.64	37.70	2.49	5
		e"	14.7300	Conductivity (σ):	3.03	3.12	-2.75	5
	Head 3750	e'	38.5500	Relative Permittivity (ε _r):	38.55	37.64	2.41	5
		e"	14.7500	Conductivity (σ):	3.08	3.17	-2.90	5
	Head 3800	e'	38.4800	Relative Permittivity (ε _r):	38.48	37.59	2.37	5
		e"	14.7900	Conductivity (σ):	3.13	3.22	-2.91	5
5-18-2022	Head 3750	e'	38.5500	Relative Permittivity (ε _r):	38.55	37.64	2.41	5
		e"	14.7500	Conductivity (σ):	3.08	3.17	-2.90	5
	Head 3800	e'	38.4800	Relative Permittivity (ε _r):	38.48	37.59	2.37	5
		e"	14.7900	Conductivity (σ):	3.13	3.22	-2.91	5
	Head 3900	e'	38.3600	Relative Permittivity (ε _r):	38.36	37.47	2.37	5
		e"	14.8300	Conductivity (σ):	3.22	3.32	-3.16	5
	Head 3930	e'	38.3200	Relative Permittivity (ε _r):	38.32	37.44	2.35	5
		e"	14.8600	Conductivity (σ):	3.25	3.35	-3.11	5
	Head 3950	e'	38.3100	Relative Permittivity (ε _r):	38.31	37.42	2.39	5
		e"	14.9000	Conductivity (σ):	3.27	3.37	-2.95	5
5-23-2022	Head 3500	e'	37.7600	Relative Permittivity (ε _r):	37.76	37.93	-0.45	5
		e"	15.0800	Conductivity (σ):	2.93	2.91	0.79	5
	Head 3560	e'	37.6300	Relative Permittivity (ε _r):	37.63	37.86	-0.61	5
		e"	15.0000	Conductivity (σ):	2.97	2.97	-0.13	5
	Head 3600	e'	37.5700	Relative Permittivity (ε _r):	37.57	37.82	-0.65	5
		e"	15.0500	Conductivity (σ):	3.01	3.01	-0.04	5
	Head 3690	e'	37.3600	Relative Permittivity (ε _r):	37.36	37.71	-0.94	5
		e"	14.9500	Conductivity (σ):	3.07	3.11	-1.24	5
	Head 3700	e'	37.3300	Relative Permittivity (ε _r):	37.33	37.70	-0.99	5
		e"	14.9600	Conductivity (σ):	3.08	3.12	-1.23	5
5-23-2022	Head 3600	e'	37.5700	Relative Permittivity (ε _r):	37.57	37.82	-0.65	5
		e"	15.0500	Conductivity (σ):	3.01	3.01	-0.04	5
	Head 3650	e'	37.5000	Relative Permittivity (ε _r):	37.50	37.76	-0.68	5
		e"	15.0100	Conductivity (σ):	3.05	3.07	-0.61	5
	Head 3700	e'	37.3300	Relative Permittivity (ε _r):	37.33	37.70	-0.99	5
		e"	14.9600	Conductivity (σ):	3.08	3.12	-1.23	5
	Head 3750	e'	37.2100	Relative Permittivity (ε _r):	37.21	37.64	-1.15	5
		e"	15.0600	Conductivity (σ):	3.14	3.17	-0.86	5
	Head 3800	e'	37.0600	Relative Permittivity (ε _r):	37.06	37.59	-1.40	5
		e"	15.0300	Conductivity (σ):	3.18	3.22	-1.33	5

SAR 2 Room (Continued)

Date	Freq. (MHz)	Liquid Parameters		Measured	Target	Delta (%)	Limit ±(%)	
5-23-2022	Head 3750	e'	37.2100	Relative Permittivity (ϵ_r):	37.21	37.64	-1.15	5
		e"	15.0600	Conductivity (σ):	3.14	3.17	-0.86	5
	Head 3800	e'	37.0600	Relative Permittivity (ϵ_r):	37.06	37.59	-1.40	5
		e"	15.0300	Conductivity (σ):	3.18	3.22	-1.33	5
	Head 3900	e'	36.7200	Relative Permittivity (ϵ_r):	36.72	37.47	-2.01	5
		e"	15.2000	Conductivity (σ):	3.30	3.32	-0.74	5
	Head 3930	e'	36.6600	Relative Permittivity (ϵ_r):	36.66	37.44	-2.08	5
		e"	15.2000	Conductivity (σ):	3.32	3.35	-0.90	5
	Head 3950	e'	36.5900	Relative Permittivity (ϵ_r):	36.59	37.42	-2.21	5
		e"	15.1900	Conductivity (σ):	3.34	3.37	-1.06	5
6-6-2022	Head 5250	e'	35.5300	Relative Permittivity (ϵ_r):	35.53	35.93	-1.12	5
		e"	16.4000	Conductivity (σ):	4.79	4.70	1.81	5
	Head 5260	e'	35.5200	Relative Permittivity (ϵ_r):	35.52	35.92	-1.12	5
		e"	16.4100	Conductivity (σ):	4.80	4.71	1.85	5
	Head 5600	e'	34.9100	Relative Permittivity (ϵ_r):	34.91	35.53	-1.76	5
		e"	16.6100	Conductivity (σ):	5.17	5.06	2.21	5
	Head 5800	e'	34.6000	Relative Permittivity (ϵ_r):	34.60	35.30	-1.98	5
		e"	16.7400	Conductivity (σ):	5.40	5.27	2.44	5
	Head 5825	e'	34.5400	Relative Permittivity (ϵ_r):	34.54	35.30	-2.15	5
		e"	16.7400	Conductivity (σ):	5.42	5.27	2.88	5
6-10-2022	Head 5250	e'	36.5000	Relative Permittivity (ϵ_r):	36.50	35.93	1.58	5
		e"	16.1600	Conductivity (σ):	4.72	4.70	0.32	5
	Head 5260	e'	36.4800	Relative Permittivity (ϵ_r):	36.48	35.92	1.55	5
		e"	16.1600	Conductivity (σ):	4.73	4.71	0.30	5
	Head 5600	e'	35.9700	Relative Permittivity (ϵ_r):	35.97	35.53	1.23	5
		e"	16.3000	Conductivity (σ):	5.08	5.06	0.30	5
	Head 5800	e'	35.6500	Relative Permittivity (ϵ_r):	35.65	35.30	0.99	5
		e"	16.4100	Conductivity (σ):	5.29	5.27	0.42	5
	Head 5825	e'	35.6200	Relative Permittivity (ϵ_r):	35.62	35.30	0.91	5
		e"	16.4200	Conductivity (σ):	5.32	5.27	0.92	5

SAR 3 Room

Date	Freq. (MHz)	Liquid Parameters		Measured	Target	Delta (%)	Limit ±(%)	
4-20-2022	Head 1750	e'	40.5900	Relative Permittivity (ϵ_r):	40.59	40.08	1.26	5
		e"	13.8500	Conductivity (σ):	1.35	1.37	-1.56	5
	Head 1710	e'	40.7100	Relative Permittivity (ϵ_r):	40.71	40.15	1.40	5
		e"	13.8900	Conductivity (σ):	1.32	1.35	-1.91	5
	Head 1755	e'	40.5700	Relative Permittivity (ϵ_r):	40.57	40.08	1.23	5
		e"	13.8500	Conductivity (σ):	1.35	1.37	-1.48	5
4-20-2022	Head 1900	e'	40.4200	Relative Permittivity (ϵ_r):	40.42	40.00	1.05	5
		e"	13.3400	Conductivity (σ):	1.41	1.40	0.67	5
	Head 1850	e'	40.4700	Relative Permittivity (ϵ_r):	40.47	40.00	1.18	5
		e"	13.5100	Conductivity (σ):	1.39	1.40	-0.73	5
	Head 1910	e'	40.4000	Relative Permittivity (ϵ_r):	40.40	40.00	1.00	5
		e"	13.3400	Conductivity (σ):	1.42	1.40	1.20	5
4-25-2022	Head 1750	e'	39.9400	Relative Permittivity (ϵ_r):	39.94	40.08	-0.36	5
		e"	14.1700	Conductivity (σ):	1.38	1.37	0.72	5
	Head 1710	e'	40.0200	Relative Permittivity (ϵ_r):	40.02	40.15	-0.31	5
		e"	14.2900	Conductivity (σ):	1.36	1.35	0.91	5
	Head 1755	e'	39.9300	Relative Permittivity (ϵ_r):	39.93	40.08	-0.37	5
		e"	14.1600	Conductivity (σ):	1.38	1.37	0.73	5
4-25-2022	Head 1900	e'	39.7900	Relative Permittivity (ϵ_r):	39.79	40.00	-0.53	5
		e"	13.8100	Conductivity (σ):	1.46	1.40	4.21	5
	Head 1850	e'	39.7800	Relative Permittivity (ϵ_r):	39.78	40.00	-0.55	5
		e"	13.9000	Conductivity (σ):	1.43	1.40	2.13	5
	Head 1910	e'	39.8000	Relative Permittivity (ϵ_r):	39.80	40.00	-0.50	5
		e"	13.8000	Conductivity (σ):	1.47	1.40	4.68	5
4-28-2022	Head 1750	e'	40.2600	Relative Permittivity (ϵ_r):	40.26	40.08	0.44	5
		e"	13.6000	Conductivity (σ):	1.32	1.37	-3.33	5
	Head 1710	e'	40.3400	Relative Permittivity (ϵ_r):	40.34	40.15	0.48	5
		e"	13.7000	Conductivity (σ):	1.30	1.35	-3.25	5
	Head 1755	e'	40.2500	Relative Permittivity (ϵ_r):	40.25	40.08	0.43	5
		e"	13.5900	Conductivity (σ):	1.33	1.37	-3.33	5
4-28-2022	Head 1900	e'	40.0800	Relative Permittivity (ϵ_r):	40.08	40.00	0.20	5
		e"	13.4300	Conductivity (σ):	1.42	1.40	1.34	5
	Head 1850	e'	40.1300	Relative Permittivity (ϵ_r):	40.13	40.00	0.33	5
		e"	13.4700	Conductivity (σ):	1.39	1.40	-1.03	5
	Head 1910	e'	40.0600	Relative Permittivity (ϵ_r):	40.06	40.00	0.15	5
		e"	13.4300	Conductivity (σ):	1.43	1.40	1.88	5
5-2-2022	Head 1750	e'	38.9200	Relative Permittivity (ϵ_r):	38.92	40.08	-2.91	5
		e"	13.4700	Conductivity (σ):	1.31	1.37	-4.26	5
	Head 1710	e'	39.0200	Relative Permittivity (ϵ_r):	39.02	40.15	-2.81	5
		e"	13.6000	Conductivity (σ):	1.29	1.35	-3.96	5
	Head 1755	e'	38.9100	Relative Permittivity (ϵ_r):	38.91	40.08	-2.91	5
		e"	13.4500	Conductivity (σ):	1.31	1.37	-4.32	5
5-2-2022	Head 1900	e'	38.6900	Relative Permittivity (ϵ_r):	38.69	40.00	-3.28	5
		e"	13.3100	Conductivity (σ):	1.41	1.40	0.44	5
	Head 1850	e'	38.8000	Relative Permittivity (ϵ_r):	38.80	40.00	-3.00	5
		e"	13.3200	Conductivity (σ):	1.37	1.40	-2.13	5
	Head 1910	e'	38.6700	Relative Permittivity (ϵ_r):	38.67	40.00	-3.33	5
		e"	13.3000	Conductivity (σ):	1.41	1.40	0.89	5

SAR 3 Room (Continued)

Date	Freq. (MHz)	Liquid Parameters		Measured	Target	Delta (%)	Limit ±(%)	
5-11-2022	Head 1750	e'	40.8300	Relative Permittivity (ϵ_r):	40.83	40.08	1.86	5
		e''	14.2100	Conductivity (σ):	1.38	1.37	1.00	5
	Head 1710	e'	40.9300	Relative Permittivity (ϵ_r):	40.93	40.15	1.95	5
		e''	14.2400	Conductivity (σ):	1.35	1.35	0.56	5
	Head 1755	e'	40.8100	Relative Permittivity (ϵ_r):	40.81	40.08	1.83	5
		e''	14.2000	Conductivity (σ):	1.39	1.37	1.01	5
5-18-2022	Head 1750	e'	39.9100	Relative Permittivity (ϵ_r):	39.91	40.08	-0.44	5
		e''	13.6500	Conductivity (σ):	1.33	1.37	-2.98	5
	Head 1710	e'	39.9800	Relative Permittivity (ϵ_r):	39.98	40.15	-0.41	5
		e''	13.6900	Conductivity (σ):	1.30	1.35	-3.32	5
	Head 1755	e'	39.9000	Relative Permittivity (ϵ_r):	39.90	40.08	-0.44	5
		e''	13.6500	Conductivity (σ):	1.33	1.37	-2.90	5
5-18-2022	Head 1900	e'	39.8000	Relative Permittivity (ϵ_r):	39.80	40.00	-0.50	5
		e''	13.4000	Conductivity (σ):	1.42	1.40	1.12	5
	Head 1850	e'	39.7300	Relative Permittivity (ϵ_r):	39.73	40.00	-0.68	5
		e''	13.3800	Conductivity (σ):	1.38	1.40	-1.69	5
	Head 1910	e'	39.8200	Relative Permittivity (ϵ_r):	39.82	40.00	-0.45	5
		e''	13.3900	Conductivity (σ):	1.42	1.40	1.57	5
5-23-2022	Head 1750	e'	39.5100	Relative Permittivity (ϵ_r):	39.51	40.08	-1.43	5
		e''	14.3900	Conductivity (σ):	1.40	1.37	2.28	5
	Head 1710	e'	39.7400	Relative Permittivity (ϵ_r):	39.74	40.15	-1.01	5
		e''	14.6300	Conductivity (σ):	1.39	1.35	3.31	5
	Head 1755	e'	39.4800	Relative Permittivity (ϵ_r):	39.48	40.08	-1.49	5
		e''	14.3500	Conductivity (σ):	1.40	1.37	2.08	5
5-23-2022	Head 1900	e'	38.5000	Relative Permittivity (ϵ_r):	38.50	40.00	-3.75	5
		e''	13.5500	Conductivity (σ):	1.43	1.40	2.25	5
	Head 1850	e'	38.8000	Relative Permittivity (ϵ_r):	38.80	40.00	-3.00	5
		e''	13.7500	Conductivity (σ):	1.41	1.40	1.03	5
	Head 1910	e'	38.4600	Relative Permittivity (ϵ_r):	38.46	40.00	-3.85	5
		e''	13.4900	Conductivity (σ):	1.43	1.40	2.33	5
5-26-2022	Head 1750	e'	39.3400	Relative Permittivity (ϵ_r):	39.34	40.08	-1.86	5
		e''	14.0900	Conductivity (σ):	1.37	1.37	0.15	5
	Head 1710	e'	39.4800	Relative Permittivity (ϵ_r):	39.48	40.15	-1.66	5
		e''	14.1500	Conductivity (σ):	1.35	1.35	-0.07	5
	Head 1755	e'	39.3200	Relative Permittivity (ϵ_r):	39.32	40.08	-1.89	5
		e''	14.0700	Conductivity (σ):	1.37	1.37	0.09	5
5-26-2022	Head 1900	e'	39.2000	Relative Permittivity (ϵ_r):	39.20	40.00	-2.00	5
		e''	13.7300	Conductivity (σ):	1.45	1.40	3.61	5
	Head 1850	e'	39.2000	Relative Permittivity (ϵ_r):	39.20	40.00	-2.00	5
		e''	13.7700	Conductivity (σ):	1.42	1.40	1.18	5
	Head 1910	e'	39.1800	Relative Permittivity (ϵ_r):	39.18	40.00	-2.05	5
		e''	13.7100	Conductivity (σ):	1.46	1.40	4.00	5
5-30-2022	Head 1750	e'	40.0600	Relative Permittivity (ϵ_r):	40.06	40.08	-0.06	5
		e''	13.9700	Conductivity (σ):	1.36	1.37	-0.70	5
	Head 1710	e'	40.1500	Relative Permittivity (ϵ_r):	40.15	40.15	0.01	5
		e''	14.0500	Conductivity (σ):	1.34	1.35	-0.78	5
	Head 1755	e'	40.0400	Relative Permittivity (ϵ_r):	40.04	40.08	-0.09	5
		e''	13.9500	Conductivity (σ):	1.36	1.37	-0.77	5

SAR 3 Room (Continued)

Date	Freq. (MHz)	Liquid Parameters		Measured	Target	Delta (%)	Limit ±(%)	
5-30-2022	Head 1900	e'	39.7700	Relative Permittivity (ϵ_r):	39.77	40.00	-0.57	5
		e''	13.6300	Conductivity (σ):	1.44	1.40	2.85	5
	Head 1850	e'	39.8200	Relative Permittivity (ϵ_r):	39.82	40.00	-0.45	5
		e''	13.6900	Conductivity (σ):	1.41	1.40	0.59	5
	Head 1910	e'	39.7300	Relative Permittivity (ϵ_r):	39.73	40.00	-0.68	5
		e''	13.6100	Conductivity (σ):	1.45	1.40	3.24	5
6-2-2022	Head 1900	e'	38.7600	Relative Permittivity (ϵ_r):	38.76	40.00	-3.10	5
		e''	13.6800	Conductivity (σ):	1.45	1.40	3.23	5
	Head 1850	e'	38.9000	Relative Permittivity (ϵ_r):	38.90	40.00	-2.75	5
		e''	13.8400	Conductivity (σ):	1.42	1.40	1.69	5
	Head 1910	e'	38.7100	Relative Permittivity (ϵ_r):	38.71	40.00	-3.23	5
		e''	13.6600	Conductivity (σ):	1.45	1.40	3.62	5
6-6-2022	Head 1750	e'	40.7000	Relative Permittivity (ϵ_r):	40.70	40.08	1.54	5
		e''	14.0500	Conductivity (σ):	1.37	1.37	-0.13	5
	Head 1710	e'	40.8000	Relative Permittivity (ϵ_r):	40.80	40.15	1.63	5
		e''	14.1800	Conductivity (σ):	1.35	1.35	0.14	5
	Head 1755	e'	40.6900	Relative Permittivity (ϵ_r):	40.69	40.08	1.53	5
		e''	14.0400	Conductivity (σ):	1.37	1.37	-0.13	5
6-6-2022	Head 1900	e'	40.6500	Relative Permittivity (ϵ_r):	40.65	40.00	1.63	5
		e''	13.6700	Conductivity (σ):	1.44	1.40	3.16	5
	Head 1850	e'	40.6400	Relative Permittivity (ϵ_r):	40.64	40.00	1.60	5
		e''	13.8000	Conductivity (σ):	1.42	1.40	1.40	5
	Head 1910	e'	40.6400	Relative Permittivity (ϵ_r):	40.64	40.00	1.60	5
		e''	13.6600	Conductivity (σ):	1.45	1.40	3.62	5
6-9-2022	Head 1750	e'	40.6100	Relative Permittivity (ϵ_r):	40.61	40.08	1.31	5
		e''	13.4300	Conductivity (σ):	1.31	1.37	-4.54	5
	Head 1710	e'	40.5000	Relative Permittivity (ϵ_r):	40.50	40.15	0.88	5
		e''	13.5500	Conductivity (σ):	1.29	1.35	-4.31	5
	Head 1755	e'	40.6200	Relative Permittivity (ϵ_r):	40.62	40.08	1.36	5
		e''	13.3900	Conductivity (σ):	1.31	1.37	-4.75	5
6-13-2022	Head 1900	e'	39.8400	Relative Permittivity (ϵ_r):	39.84	40.00	-0.40	5
		e''	13.8100	Conductivity (σ):	1.46	1.40	4.21	5
	Head 1850	e'	39.8800	Relative Permittivity (ϵ_r):	39.88	40.00	-0.30	5
		e''	13.8600	Conductivity (σ):	1.43	1.40	1.84	5
	Head 1910	e'	39.8300	Relative Permittivity (ϵ_r):	39.83	40.00	-0.43	5
		e''	13.8200	Conductivity (σ):	1.47	1.40	4.84	5

SAR 4 Room

Date	Freq. (MHz)	Liquid Parameters		Measured	Target	Delta (%)	Limit ±(%)	
4-25-2022	Head 2600	e'	38.3200	Relative Permittivity (ϵ_r):	38.32	39.01	-1.77	5
		e"	13.4000	Conductivity (σ):	1.94	1.96	-1.27	5
	Head 2500	e'	38.4700	Relative Permittivity (ϵ_r):	38.47	39.14	-1.70	5
		e"	13.4600	Conductivity (σ):	1.87	1.85	0.92	5
	Head 2700	e'	38.2000	Relative Permittivity (ϵ_r):	38.20	38.88	-1.76	5
		e"	13.4400	Conductivity (σ):	2.02	2.07	-2.54	5
4-28-2022	Head 2600	e'	38.5600	Relative Permittivity (ϵ_r):	38.56	39.01	-1.16	5
		e"	13.3600	Conductivity (σ):	1.93	1.96	-1.57	5
	Head 2500	e'	38.7100	Relative Permittivity (ϵ_r):	38.71	39.14	-1.09	5
		e"	13.3200	Conductivity (σ):	1.85	1.85	-0.13	5
	Head 2700	e'	38.3500	Relative Permittivity (ϵ_r):	38.35	38.88	-1.38	5
		e"	13.3900	Conductivity (σ):	2.01	2.07	-2.90	5
5-2-2022	Head 2600	e'	37.2800	Relative Permittivity (ϵ_r):	37.28	39.01	-4.44	5
		e"	13.6400	Conductivity (σ):	1.97	1.96	0.50	5
	Head 2500	e'	37.4800	Relative Permittivity (ϵ_r):	37.48	39.14	-4.23	5
		e"	13.6400	Conductivity (σ):	1.90	1.85	2.27	5
	Head 2700	e'	37.0800	Relative Permittivity (ϵ_r):	37.08	38.88	-4.64	5
		e"	13.6500	Conductivity (σ):	2.05	2.07	-1.02	5
5-4-2022	Head 2600	e'	38.2400	Relative Permittivity (ϵ_r):	38.24	39.01	-1.98	5
		e"	13.3500	Conductivity (σ):	1.93	1.96	-1.64	5
	Head 2500	e'	38.3800	Relative Permittivity (ϵ_r):	38.38	39.14	-1.93	5
		e"	13.3900	Conductivity (σ):	1.86	1.85	0.39	5
	Head 2700	e'	38.0900	Relative Permittivity (ϵ_r):	38.09	38.88	-2.04	5
		e"	13.3100	Conductivity (σ):	2.00	2.07	-3.48	5
5-9-2022	Head 2450	e'	38.5600	Relative Permittivity (ϵ_r):	38.56	39.20	-1.63	5
		e"	13.2500	Conductivity (σ):	1.81	1.80	0.28	5
	Head 2400	e'	38.6300	Relative Permittivity (ϵ_r):	38.63	39.30	-1.70	5
		e"	13.2900	Conductivity (σ):	1.77	1.75	1.25	5
	Head 2480	e'	38.4600	Relative Permittivity (ϵ_r):	38.46	39.16	-1.79	5
		e"	13.2000	Conductivity (σ):	1.82	1.83	-0.67	5
5-9-2022	Head 2600	e'	38.2300	Relative Permittivity (ϵ_r):	38.23	39.01	-2.00	5
		e"	13.2600	Conductivity (σ):	1.92	1.96	-2.30	5
	Head 2500	e'	38.3700	Relative Permittivity (ϵ_r):	38.37	39.14	-1.96	5
		e"	13.1900	Conductivity (σ):	1.83	1.85	-1.11	5
	Head 2700	e'	37.9700	Relative Permittivity (ϵ_r):	37.97	38.88	-2.35	5
		e"	13.4200	Conductivity (σ):	2.01	2.07	-2.68	5
5-12-2022	Head 2450	e'	38.3500	Relative Permittivity (ϵ_r):	38.35	39.20	-2.17	5
		e"	13.6200	Conductivity (σ):	1.86	1.80	3.08	5
	Head 2400	e'	38.4100	Relative Permittivity (ϵ_r):	38.41	39.30	-2.26	5
		e"	13.6500	Conductivity (σ):	1.82	1.75	3.99	5
	Head 2480	e'	38.3100	Relative Permittivity (ϵ_r):	38.31	39.16	-2.18	5
		e"	13.5900	Conductivity (σ):	1.87	1.83	2.27	5
5-16-2022	Head 2600	e'	37.6500	Relative Permittivity (ϵ_r):	37.65	39.01	-3.49	5
		e"	13.3400	Conductivity (σ):	1.93	1.96	-1.71	5
	Head 2500	e'	37.8000	Relative Permittivity (ϵ_r):	37.80	39.14	-3.42	5
		e"	13.3400	Conductivity (σ):	1.85	1.85	0.02	5
	Head 2700	e'	37.4500	Relative Permittivity (ϵ_r):	37.45	38.88	-3.69	5
		e"	13.2700	Conductivity (σ):	1.99	2.07	-3.77	5

SAR 4 Room (Continued)

Date	Freq. (MHz)	Liquid Parameters		Measured	Target	Delta (%)	Limit ±(%)	
5-19-2022	Head 2600	e'	38.9700	Relative Permittivity (ϵ_r):	38.97	39.01	-0.10	5
		e''	13.5600	Conductivity (σ):	1.96	1.96	-0.09	5
	Head 2500	e'	39.2700	Relative Permittivity (ϵ_r):	39.27	39.14	0.34	5
		e''	13.5500	Conductivity (σ):	1.88	1.85	1.59	5
	Head 2700	e'	38.6600	Relative Permittivity (ϵ_r):	38.66	38.88	-0.58	5
		e''	13.6100	Conductivity (σ):	2.04	2.07	-1.31	5
5-22-2022	Head 2600	e'	37.4300	Relative Permittivity (ϵ_r):	37.43	39.01	-4.05	5
		e''	13.8200	Conductivity (σ):	2.00	1.96	1.82	5
	Head 2500	e'	37.5700	Relative Permittivity (ϵ_r):	37.57	39.14	-4.00	5
		e''	13.6900	Conductivity (σ):	1.90	1.85	2.64	5
	Head 2700	e'	37.2000	Relative Permittivity (ϵ_r):	37.20	38.88	-4.33	5
		e''	13.8700	Conductivity (σ):	2.08	2.07	0.58	5
6-6-2022	Head 2450	e'	37.9000	Relative Permittivity (ϵ_r):	37.90	39.20	-3.32	5
		e''	13.7400	Conductivity (σ):	1.87	1.80	3.99	5
	Head 2400	e'	37.9700	Relative Permittivity (ϵ_r):	37.97	39.30	-3.38	5
		e''	13.7400	Conductivity (σ):	1.83	1.75	4.68	5
	Head 2480	e'	37.8500	Relative Permittivity (ϵ_r):	37.85	39.16	-3.35	5
		e''	13.7300	Conductivity (σ):	1.89	1.83	3.32	5
6-6-2022	Head 2600	e'	37.8300	Relative Permittivity (ϵ_r):	37.83	39.01	-3.03	5
		e''	13.1800	Conductivity (σ):	1.91	1.96	-2.89	5
	Head 2500	e'	37.9500	Relative Permittivity (ϵ_r):	37.95	39.14	-3.03	5
		e''	13.1700	Conductivity (σ):	1.83	1.85	-1.26	5
	Head 2700	e'	37.6600	Relative Permittivity (ϵ_r):	37.66	38.88	-3.15	5
		e''	13.1700	Conductivity (σ):	1.98	2.07	-4.50	5
6-8-2022	Head 1750	e'	41.1500	Relative Permittivity (ϵ_r):	41.15	40.08	2.66	5
		e''	13.4900	Conductivity (σ):	1.31	1.37	-4.11	5
	Head 1710	e'	41.2900	Relative Permittivity (ϵ_r):	41.29	40.15	2.85	5
		e''	13.6400	Conductivity (σ):	1.30	1.35	-3.68	5
	Head 1755	e'	41.1400	Relative Permittivity (ϵ_r):	41.14	40.08	2.65	5
		e''	13.5000	Conductivity (σ):	1.32	1.37	-3.97	5
6-8-2022	Head 1900	e'	41.1000	Relative Permittivity (ϵ_r):	41.10	40.00	2.75	5
		e''	13.2800	Conductivity (σ):	1.40	1.40	0.21	5
	Head 1850	e'	41.1300	Relative Permittivity (ϵ_r):	41.13	40.00	2.83	5
		e''	13.3800	Conductivity (σ):	1.38	1.40	-1.69	5
	Head 1910	e'	41.0900	Relative Permittivity (ϵ_r):	41.09	40.00	2.73	5
		e''	13.2900	Conductivity (σ):	1.41	1.40	0.82	5
6-10-2022	Head 2450	e'	37.9700	Relative Permittivity (ϵ_r):	37.97	39.20	-3.14	5
		e''	13.7900	Conductivity (σ):	1.88	1.80	4.37	5
	Head 2400	e'	38.1700	Relative Permittivity (ϵ_r):	38.17	39.30	-2.87	5
		e''	13.6500	Conductivity (σ):	1.82	1.75	3.99	5
	Head 2480	e'	38.0500	Relative Permittivity (ϵ_r):	38.05	39.16	-2.84	5
		e''	13.6400	Conductivity (σ):	1.88	1.83	2.64	5
6-10-2022	Head 2600	e'	37.7700	Relative Permittivity (ϵ_r):	37.77	39.01	-3.18	5
		e''	13.5500	Conductivity (σ):	1.96	1.96	-0.17	5
	Head 2500	e'	37.9300	Relative Permittivity (ϵ_r):	37.93	39.14	-3.08	5
		e''	13.4600	Conductivity (σ):	1.87	1.85	0.92	5
	Head 2700	e'	37.6400	Relative Permittivity (ϵ_r):	37.64	38.88	-3.20	5
		e''	13.3200	Conductivity (σ):	2.00	2.07	-3.41	5

SAR 5 Room

Date	Freq. (MHz)	Liquid Parameters		Measured	Target	Delta (%)	Limit ±(%)	
4-20-2022	Head 835	e'	40.2900	Relative Permittivity (ϵ_r):	40.29	41.50	-2.92	5
		e"	19.9700	Conductivity (σ):	0.93	0.90	3.02	5
	Head 820	e'	40.3100	Relative Permittivity (ϵ_r):	40.31	41.60	-3.11	5
		e"	20.0600	Conductivity (σ):	0.91	0.90	1.80	5
	Head 850	e'	40.3900	Relative Permittivity (ϵ_r):	40.39	41.50	-2.67	5
		e"	19.9600	Conductivity (σ):	0.94	0.92	3.10	5
4-25-2022	Head 835	e'	41.6400	Relative Permittivity (ϵ_r):	41.64	41.50	0.34	5
		e"	19.6900	Conductivity (σ):	0.91	0.90	1.58	5
	Head 820	e'	41.6700	Relative Permittivity (ϵ_r):	41.67	41.60	0.16	5
		e"	19.9600	Conductivity (σ):	0.91	0.90	1.29	5
	Head 850	e'	41.6200	Relative Permittivity (ϵ_r):	41.62	41.50	0.29	5
		e"	19.4300	Conductivity (σ):	0.92	0.92	0.36	5
4-27-2022	Head 835	e'	40.2800	Relative Permittivity (ϵ_r):	40.28	41.50	-2.94	5
		e"	20.1400	Conductivity (σ):	0.94	0.90	3.90	5
	Head 820	e'	40.3400	Relative Permittivity (ϵ_r):	40.34	41.60	-3.03	5
		e"	20.3600	Conductivity (σ):	0.93	0.90	3.32	5
	Head 850	e'	40.2100	Relative Permittivity (ϵ_r):	40.21	41.50	-3.11	5
		e"	19.9400	Conductivity (σ):	0.94	0.92	3.00	5
5-12-2022	Head 1750	e'	40.1300	Relative Permittivity (ϵ_r):	40.13	40.08	0.11	5
		e"	13.7000	Conductivity (σ):	1.33	1.37	-2.62	5
	Head 1710	e'	40.2100	Relative Permittivity (ϵ_r):	40.21	40.15	0.16	5
		e"	13.8300	Conductivity (σ):	1.31	1.35	-2.33	5
	Head 1755	e'	40.1200	Relative Permittivity (ϵ_r):	40.12	40.08	0.11	5
		e"	13.6900	Conductivity (σ):	1.34	1.37	-2.62	5
5-18-2022	Head 1750	e'	40.1200	Relative Permittivity (ϵ_r):	40.12	40.08	0.09	5
		e"	13.5300	Conductivity (σ):	1.32	1.37	-3.83	5
	Head 1710	e'	40.1800	Relative Permittivity (ϵ_r):	40.18	40.15	0.08	5
		e"	13.6700	Conductivity (σ):	1.30	1.35	-3.46	5
	Head 1755	e'	40.1100	Relative Permittivity (ϵ_r):	40.11	40.08	0.08	5
		e"	13.5200	Conductivity (σ):	1.32	1.37	-3.82	5
5-30-2022	Head 750	e'	42.2600	Relative Permittivity (ϵ_r):	42.26	41.96	0.71	5
		e"	21.0000	Conductivity (σ):	0.88	0.89	-1.94	5
	Head 680	e'	42.5700	Relative Permittivity (ϵ_r):	42.57	42.32	0.59	5
		e"	22.7100	Conductivity (σ):	0.86	0.89	-3.27	5
	Head 790	e'	42.0800	Relative Permittivity (ϵ_r):	42.08	41.76	0.77	5
		e"	20.1300	Conductivity (σ):	0.88	0.90	-1.33	5
5-30-2022	Head 835	e'	42.1000	Relative Permittivity (ϵ_r):	42.10	41.50	1.45	5
		e"	19.4800	Conductivity (σ):	0.90	0.90	0.49	5
	Head 820	e'	42.0900	Relative Permittivity (ϵ_r):	42.09	41.60	1.17	5
		e"	19.6900	Conductivity (σ):	0.90	0.90	-0.08	5
	Head 850	e'	42.1000	Relative Permittivity (ϵ_r):	42.10	41.50	1.45	5
		e"	19.2400	Conductivity (σ):	0.91	0.92	-0.62	5
5-30-2022	Head 2600	e'	40.4600	Relative Permittivity (ϵ_r):	40.46	39.01	3.71	5
		e"	13.1300	Conductivity (σ):	1.90	1.96	-3.26	5
	Head 2500	e'	40.5600	Relative Permittivity (ϵ_r):	40.56	39.14	3.64	5
		e"	13.2200	Conductivity (σ):	1.84	1.85	-0.88	5
	Head 2700	e'	40.3400	Relative Permittivity (ϵ_r):	40.34	38.88	3.74	5
		e"	13.1900	Conductivity (σ):	1.98	2.07	-4.35	5

SAR 5 Room (Continued)

Date	Freq. (MHz)	Liquid Parameters		Measured	Target	Delta (%)	Limit ±(%)	
6-2-2022	Head 750	e'	42.6000	Relative Permittivity (ϵ_r):	42.60	41.96	1.52	5
		e"	20.8000	Conductivity (σ):	0.87	0.89	-2.87	5
	Head 680	e'	42.7000	Relative Permittivity (ϵ_r):	42.70	42.32	0.90	5
		e"	22.4300	Conductivity (σ):	0.85	0.89	-4.46	5
	Head 790	e'	42.4300	Relative Permittivity (ϵ_r):	42.43	41.76	1.61	5
		e"	19.9500	Conductivity (σ):	0.88	0.90	-2.21	5
6-2-2022	Head 835	e'	42.4200	Relative Permittivity (ϵ_r):	42.42	41.50	2.22	5
		e"	19.1800	Conductivity (σ):	0.89	0.90	-1.06	5
	Head 820	e'	42.4000	Relative Permittivity (ϵ_r):	42.40	41.60	1.92	5
		e"	19.4100	Conductivity (σ):	0.88	0.90	-1.50	5
	Head 850	e'	42.4300	Relative Permittivity (ϵ_r):	42.43	41.50	2.24	5
		e"	18.9700	Conductivity (σ):	0.90	0.92	-2.01	5
6-6-2022	Head 750	e'	41.9900	Relative Permittivity (ϵ_r):	41.99	41.96	0.07	5
		e"	21.3300	Conductivity (σ):	0.89	0.89	-0.40	5
	Head 700	e'	42.0100	Relative Permittivity (ϵ_r):	42.01	42.22	-0.49	5
		e"	22.4800	Conductivity (σ):	0.87	0.89	-1.60	5
	Head 790	e'	42.1200	Relative Permittivity (ϵ_r):	42.12	41.76	0.87	5
		e"	20.6400	Conductivity (σ):	0.91	0.90	1.17	5
6-6-2022	Head 835	e'	42.0000	Relative Permittivity (ϵ_r):	42.00	41.50	1.20	5
		e"	19.6100	Conductivity (σ):	0.91	0.90	1.16	5
	Head 820	e'	42.0700	Relative Permittivity (ϵ_r):	42.07	41.60	1.12	5
		e"	19.9800	Conductivity (σ):	0.91	0.90	1.39	5
	Head 850	e'	41.9200	Relative Permittivity (ϵ_r):	41.92	41.50	1.01	5
		e"	19.2400	Conductivity (σ):	0.91	0.92	-0.62	5
6-9-2022	Head 835	e'	40.6100	Relative Permittivity (ϵ_r):	40.61	41.50	-2.14	5
		e"	19.3700	Conductivity (σ):	0.90	0.90	-0.08	5
	Head 820	e'	40.5600	Relative Permittivity (ϵ_r):	40.56	41.60	-2.51	5
		e"	19.6100	Conductivity (σ):	0.89	0.90	-0.48	5
	Head 850	e'	40.6200	Relative Permittivity (ϵ_r):	40.62	41.50	-2.12	5
		e"	19.0800	Conductivity (σ):	0.90	0.92	-1.45	5
6-12-2022	Head 1750	e'	39.8000	Relative Permittivity (ϵ_r):	39.80	40.08	-0.71	5
		e"	13.6000	Conductivity (σ):	1.32	1.37	-3.33	5
	Head 1710	e'	39.9200	Relative Permittivity (ϵ_r):	39.92	40.15	-0.56	5
		e"	13.7000	Conductivity (σ):	1.30	1.35	-3.25	5
	Head 1755	e'	39.7900	Relative Permittivity (ϵ_r):	39.79	40.08	-0.72	5
		e"	13.5900	Conductivity (σ):	1.33	1.37	-3.33	5

SAR 8 Room

Date	Freq. (MHz)	Liquid Parameters		Measured	Target	Delta (%)	Limit ±(%)	
6-1-2022	Head 12	e'	50.2100	Relative Permittivity (ϵ_r):	50.21	55.00	-8.71	5
		e"	0.7984	Conductivity (σ):	0.76	0.75	6.45	5
	Head 13	e'	50.8400	Relative Permittivity (ϵ_r):	50.84	55.00	-7.56	5
		e"	0.7371	Conductivity (σ):	0.76	0.75	-1.72	5
	Head 14	e'	50.8900	Relative Permittivity (ϵ_r):	50.89	55.00	-7.47	5
		e"	0.6846	Conductivity (σ):	0.76	0.75	-8.73	5

Note(s):

A SAR 8 Room's tissue parameter were measured within 10%. So The SAR 8 Room's tissue parameter are automatically positive compensated the measured SAR results for NFC (13.68MHz) SAR test using SAR measurement system.

8.2. System Check

SAR system verification is required to confirm measurement accuracy, according to the tissue dielectric media, probe calibration points and other system operating parameters required for measuring the SAR of a test device. The system verification must be performed for each frequency band and within the valid range of each probe calibration point required for testing the device. The same SAR probe(s) and tissue-equivalent media combinations used with each specific SAR system for system verification must be used for device testing. When multiple probe calibration points are required to cover substantially large transmission bands, independent system verifications are required for each probe calibration point. A system verification must be performed before each series of SAR measurements using the same probe calibration point and tissue-equivalent medium. Additional system verification of 100MHz to 6GHz frequency range should be considered according to the conditions of the tissue-equivalent medium and measured tissue dielectric parameters, typically every three to four days when the liquid parameters are re-measured or sooner when marginal liquid parameters are used at the beginning of a series of measurements.

For The System verification of 4MHz to 30MHz frequency range, The System verification must be performed before 24 hours.

System Performance Check Measurement Conditions (100MHz to 6GHz):

- The measurements were performed in the flat section of the TWIN SAM or ELI phantom, shell thickness: 2.0 \pm 0.2 mm (bottom plate) filled with Body or Head simulating liquid of the following parameters.
- The depth of tissue-equivalent liquid in a phantom must be \geq 15.0 cm for SAR measurements \leq 3 GHz and \geq 10.0 cm for measurements $>$ 3 GHz.
- The DASY system with an E-Field Probe was used for the measurements.
- The dipole was mounted on the small tripod so that the dipole feed point was positioned below the center marking of the flat phantom section and the dipole was oriented parallel to the body axis (the long side of the phantom). The standard measuring distance was 10 mm (above 1 GHz) and 15 mm (below 1 GHz) from dipole center to the simulating liquid surface.
- The coarse grid with a grid spacing of 15 mm was aligned with the dipole.
For 5 GHz band - The coarse grid with a grid spacing of 10 mm was aligned with the dipole.
- Special 7x7x7 (below 3 GHz) and/or 8x8x7 (above 3 GHz) fine cube was chosen for the cube.
- Distance between probe sensors and phantom surface was set to 2.5 mm.
For 5 GHz band - Distance between probe sensors and phantom surface was set to 1.4 mm
- The dipole input power (forward power) was 100 mW.
- The results are normalized to 1 W input power.

System Performance Check Measurement Conditions (4MHz to 30MHz):

- The measurements were performed in the flat section of the TWIN SAM or ELI phantom, shell thickness: 2.0 \pm 0.2 mm (bottom plate) filled with Body or Head simulating liquid of the following parameters.
- The depth of tissue-equivalent liquid in a phantom must be \geq 15.0 cm for SAR measurements
- The DASY system with an E-Field Probe was used for the measurements.
- The CLA(Confined Loop Antennas) was mounted on the small tripod so that the CLA feed point was positioned below the center marking of the flat phantom section and the CLA was oriented parallel to the body axis (the long side of the phantom). The standard measuring distance was 0 mm separation distance from CLA center to the Phantom surface.
- The CLA input power (forward power) was 100 mW.
- The results are normalized to 1 W input power.

Reference Target SAR Values

The reference SAR values can be obtained from the calibration certificate of system validation dipoles.

System Dipole	Serial No.	Cal. Date	Cal. Due Date	Target SAR Values (W/kg)	
				1g/10g	Head
D750V3	1205	4-27-2021	4-27-2023	1g	8.66
				10g	5.65
D835V2	4d174	3-17-2021	3-17-2023	1g	9.70
				10g	6.29
D1750V2	1180	4-27-2021	4-27-2023	1g	36.40
				10g	19.10
D1900V2	5d190	11-24-2020	11-24-2022	1g	40.10
				10g	20.70
D2450V2	939	7-21-2021	7-21-2022	1g	53.00
				10g	24.70
D2600V2	1178	4-23-2021	4-23-2023	1g	56.60
				10g	25.40
D3500V2	1121	4-21-2021	4-21-2023	1g	66.30
				10g	25.00
D3700V2	1036	5-21-2021	5-21-2023	1g	67.90
				10g	24.30
D3900V2	1069	4-21-2021	4-21-2023	1g	70.10
				10g	24.30
D5GHzV2	1209	11-24-2021	11-24-2022	1g	78.00
				10g	22.40
				1g	80.90
				10g	23.10
				1g	79.00
CLA-13 (13MHz)	1015	10-12-2021	10-12-2022	1g	0.54
				10g	0.34

Note(s):

1. For System Validation Dipole, Calibration interval applied every 2 years according to referencing KDB 865664 guidance.
2. For CLA, Calibration interval applied every year.
3. Refer to Appendix F that mentioned about justification for Extended SAR Dipole Calibrations.
4. All equipments were used until Cal.Due data.

System Check Results

The 1-g and 10-g SAR measured with a reference dipole, using the required tissue-equivalent medium at the test frequency, must be within 10% of the manufacturer calibrated dipole SAR target.

SAR 1 Room

Date Tested	System Dipole		T.S. Liquid	Measured Results		Target (Ref. Value)	Delta ±10 %	Plot No.	
	Type	Serial #		Zoom Scan to 100 mW	Normalize to 1 W				
5-4-2022	D5GHzV2	1209	Head	1g	7.40	74.0	78.00	-5.13	
				10g	2.17	21.7	22.40	-3.13	
5-4-2022	D5GHzV2	1209	Head	1g	8.01	80.1	80.90	-0.99	
				10g	2.31	23.1	23.10	0.00	
5-4-2022	D5GHzV2 (5800)	1209	Head	1g	7.51	75.1	79.00	-4.94	
				10g	2.18	21.8	22.40	-2.68	
5-9-2022	D5GHzV2	1209	Head	1g	8.16	81.6	78.00	4.62	
				10g	2.39	23.9	22.40	6.70	
5-9-2022	D5GHzV2	1209	Head	1g	8.58	85.8	80.90	6.06	1,2
				10g	2.48	24.8	23.10	7.36	
5-9-2022	D5GHzV2 (5800)	1209	Head	1g	8.13	81.3	79.00	2.91	
				10g	2.37	23.7	22.40	5.80	
5-12-2022	D5GHzV2	1209	Head	1g	8.03	80.3	78.00	2.95	
				10g	2.37	23.7	22.40	5.80	
5-12-2022	D5GHzV2	1209	Head	1g	7.62	76.2	80.90	-5.81	
				10g	2.23	22.3	23.10	-3.46	
5-12-2022	D5GHzV2 (5800)	1209	Head	1g	7.49	74.9	79.00	-5.19	
				10g	2.18	21.8	22.40	-2.68	
5-16-2022	D5GHzV2	1209	Head	1g	8.24	82.4	78.00	5.64	
				10g	2.41	24.1	22.40	7.59	
5-16-2022	D5GHzV2	1209	Head	1g	8.50	85.0	80.90	5.07	
				10g	2.47	24.7	23.10	6.93	
5-16-2022	D5GHzV2 (5800)	1209	Head	1g	7.96	79.6	79.00	0.76	
				10g	2.31	23.1	22.40	3.13	
5-25-2022	D3500V2	1121	Head	1g	6.70	67.0	66.30	1.06	
				10g	2.60	26.0	25.00	4.00	
5-25-2022	D3700V2	1036	Head	1g	6.58	65.8	67.90	-3.09	
				10g	2.49	24.9	24.30	2.47	
5-25-2022	D3900V2	1069	Head	1g	7.04	70.4	70.10	0.43	
				10g	2.54	25.4	24.30	4.53	
5-30-2022	D3500V2	1121	Head	1g	6.22	62.2	66.30	-6.18	
				10g	2.46	24.6	25.00	-1.60	
5-30-2022	D3700V2	1036	Head	1g	6.45	64.5	67.90	-5.01	3,4
				10g	2.48	24.8	24.30	2.06	
5-30-2022	D3900V2	1069	Head	1g	6.73	67.3	70.10	-3.99	
				10g	2.44	24.4	24.30	0.41	
6-3-2022	D3500V2	1121	Head	1g	6.46	64.6	66.30	-2.56	
				10g	2.53	25.3	25.00	1.20	
6-3-2022	D3700V2	1036	Head	1g	6.60	66.0	67.90	-2.80	
				10g	2.50	25.0	24.30	2.88	
6-3-2022	D3900V2	1069	Head	1g	7.09	70.9	70.10	1.14	
				10g	2.58	25.8	24.30	6.17	
6-6-2022	D3500V2	1121	Head	1g	6.25	62.5	66.30	-5.73	
				10g	2.45	24.5	25.00	-2.00	
6-6-2022	D3700V2	1036	Head	1g	6.84	68.4	67.90	0.74	
				10g	2.61	26.1	24.30	7.41	
6-6-2022	D3900V2	1069	Head	1g	7.01	70.1	70.10	0.00	
				10g	2.54	25.4	24.30	4.53	
6-8-2022	D5GHzV2	1209	Head	1g	7.62	76.2	78.00	-2.31	
				10g	2.28	22.8	22.40	1.79	
6-10-2022	D3500V2	1121	Head	1g	6.40	64.0	66.30	-3.47	
				10g	2.53	25.3	25.00	1.20	
6-10-2022	D3700V2	1036	Head	1g	6.61	66.1	67.90	-2.65	
				10g	2.55	25.5	24.30	4.94	
6-10-2022	D3900V2	1069	Head	1g	7.05	70.5	70.10	0.57	
				10g	2.60	26.0	24.30	7.00	

SAR 2 Room

Date Tested	System Dipole		T.S. Liquid	Measured Results		Target (Ref. Value)	Delta ±10 %	Plot No.	
	Type	Serial #		Zoom Scan to 100 mW	Normalize to 1 W				
5-6-2022	D3500V2	1121	Head	1g	6.05	60.5	66.30	-8.75	5,6
				10g	2.36	23.6	25.00	-5.60	
5-18-2022	D3500V2	1121	Head	1g	6.82	68.2	66.30	2.87	
				10g	2.66	26.6	25.00	6.40	
5-18-2022	D3700V2	1036	Head	1g	6.73	67.3	67.90	-0.88	
				10g	2.55	25.5	24.30	4.94	
5-18-2022	D3900V2	1069	Head	1g	6.97	69.7	70.10	-0.57	
				10g	2.52	25.2	24.30	3.70	
5-23-2022	D3500V2	1121	Head	1g	6.36	63.6	66.30	-4.07	
				10g	2.48	24.8	25.00	-0.80	
5-23-2022	D3700V2	1036	Head	1g	6.88	68.8	67.90	1.33	
				10g	2.56	25.6	24.30	5.35	
5-23-2022	D3900V2	1069	Head	1g	7.37	73.7	70.10	5.14	7,8
				10g	2.63	26.3	24.30	8.23	
6-6-2022	D5GHzV2	1209	Head	1g	7.72	77.2	80.90	-4.57	
				10g	2.20	22.0	23.10	-4.76	
6-6-2022	D5GHzV2 (5800)	1209	Head	1g	7.93	79.3	79.00	0.38	
				10g	2.28	22.8	22.40	1.79	
6-10-2022	D5GHzV2 (5800)	1209	Head	1g	8.11	81.1	79.00	2.66	
				10g	2.37	23.7	22.40	5.80	

SAR 3 Room

Date Tested	System Dipole		T.S. Liquid	Measured Results		Target (Ref. Value)	Delta ±10 %	Plot No.	
	Type	Serial #		Zoom Scan to 100 mW	Normalize to 1 W				
4-20-2022	D1750V2	1180	Head	1g	3.36	33.6	36.40	-7.69	
				10g	1.84	18.4	19.10	-3.66	
4-20-2022	D1900V2	5d190	Head	1g	4.04	40.4	40.10	0.75	
				10g	2.13	21.3	20.70	2.90	
4-25-2022	D1750V2	1180	Head	1g	3.43	34.3	36.40	-5.77	
				10g	1.87	18.7	19.10	-2.09	
4-25-2022	D1900V2	5d190	Head	1g	3.91	39.1	40.10	-2.49	
				10g	2.04	20.4	20.70	-1.45	
4-28-2022	D1750V2	1180	Head	1g	3.43	34.3	36.40	-5.77	
				10g	1.85	18.5	19.10	-3.14	
4-28-2022	D1900V2	5d190	Head	1g	3.98	39.8	40.10	-0.75	
				10g	2.07	20.7	20.70	0.00	
5-2-2022	D1750V2	1180	Head	1g	3.50	35.0	36.40	-3.85	
				10g	1.94	19.4	19.10	1.57	
5-2-2022	D1900V2	5d190	Head	1g	3.90	39.0	40.10	-2.74	
				10g	2.08	20.8	20.70	0.48	
5-11-2022	D1750V2	1180	Head	1g	3.61	36.1	36.40	-0.82	
				10g	1.97	19.7	19.10	3.14	
5-18-2022	D1750V2	1180	Head	1g	3.40	34.0	36.40	-6.59	
				10g	1.82	18.2	19.10	-4.71	
5-18-2022	D1900V2	5d190	Head	1g	3.79	37.9	40.10	-5.49	
				10g	1.95	19.5	20.70	-5.80	
5-23-2022	D1750V2	1180	Head	1g	3.42	34.2	36.40	-6.04	
				10g	1.86	18.6	19.10	-2.62	
5-23-2022	D1900V2	5d190	Head	1g	3.93	39.3	40.10	-2.00	
				10g	2.03	20.3	20.70	-1.93	
5-26-2022	D1750V2	1180	Head	1g	3.62	36.2	36.40	-0.55	
				10g	1.94	19.4	19.10	1.57	
5-26-2022	D1900V2	5d190	Head	1g	4.05	40.5	40.10	1.00	
				10g	2.10	21.0	20.70	1.45	
5-30-2022	D1750V2	1180	Head	1g	3.36	33.6	36.40	-7.69	9,10
				10g	1.82	18.2	19.10	-4.71	
5-30-2022	D1900V2	5d190	Head	1g	3.70	37.0	40.10	-7.73	11,12
				10g	1.91	19.1	20.70	-7.73	
6-2-2022	D1900V2	5d190	Head	1g	4.14	41.4	40.10	3.24	
				10g	2.21	22.1	20.70	6.76	
6-6-2022	D1750V2	1180	Head	1g	3.62	36.2	36.40	-0.55	
				10g	1.90	19.0	19.10	-0.52	
6-6-2022	D1900V2	5d190	Head	1g	3.87	38.7	40.10	-3.49	
				10g	1.97	19.7	20.70	-4.83	
6-9-2022	D1750V2	1180	Head	1g	3.68	36.8	36.40	1.10	
				10g	1.97	19.7	19.10	3.14	
6-13-2022	D1900V2	5d190	Head	1g	4.06	40.6	40.10	1.25	
				10g	2.10	21.0	20.70	1.45	

SAR 4 Room

Date Tested	System Dipole		T.S. Liquid	Measured Results		Target (Ref. Value)	Delta ±10 %	Plot No.	
	Type	Serial #		Zoom Scan to 100 mW	Normalize to 1 W				
4-25-2022	D2600V2	1178	Head	1g	5.67	56.7	56.60	0.18	
				10g	2.53	25.3	25.40	-0.39	
4-28-2022	D2600V2	1178	Head	1g	5.76	57.6	56.60	1.77	
				10g	2.56	25.6	25.40	0.79	
5-2-2022	D2600V2	1178	Head	1g	5.83	58.3	56.60	3.00	
				10g	2.57	25.7	25.40	1.18	
5-4-2022	D2600V2	1178	Head	1g	5.88	58.8	56.60	3.89	
				10g	2.62	26.2	25.40	3.15	
5-9-2022	D2450V2	939	Head	1g	5.44	54.4	53.00	2.64	
				10g	2.48	24.8	24.70	0.40	
5-9-2022	D2600V2	1178	Head	1g	5.56	55.6	56.60	-1.77	
				10g	2.47	24.7	25.40	-2.76	
5-12-2022	D2450V2	939	Head	1g	5.20	52.0	53.00	-1.89	
				10g	2.36	23.6	24.70	-4.45	
5-16-2022	D2600V2	1178	Head	1g	5.92	59.2	56.60	4.59	
				10g	2.67	26.7	25.40	5.12	
5-19-2022	D2600V2	1178	Head	1g	5.82	58.2	56.60	2.83	
				10g	2.61	26.1	25.40	2.76	
5-22-2022	D2600V2	1178	Head	1g	5.74	57.4	56.60	1.41	
				10g	2.55	25.5	25.40	0.39	
6-6-2022	D2450V2	939	Head	1g	5.48	54.8	53.00	3.40	13, 14
				10g	2.58	25.8	24.70	4.45	
6-6-2022	D2600V2	1178	Head	1g	5.81	58.1	56.60	2.65	
				10g	2.65	26.5	25.40	4.33	
6-8-2022	D1750V2	1180	Head	1g	3.68	36.8	36.40	1.10	
				10g	2.01	20.1	19.10	5.24	
6-8-2022	D1900V2	5d190	Head	1g	4.10	41.0	40.10	2.24	
				10g	2.18	21.8	20.70	5.31	
6-10-2022	D2450V2	939	Head	1g	5.17	51.7	53.00	-2.45	
				10g	2.46	24.6	24.70	-0.40	
6-10-2022	D2600V2	1178	Head	1g	5.94	59.4	56.60	4.95	15, 16
				10g	2.75	27.5	25.40	8.27	

SAR 5 Room

Date Tested	System Dipole		T.S. Liquid	Measured Results		Target (Ref. Value)	Delta ±10 %	Plot No.	
	Type	Serial #		Zoom Scan to 100 mW	Normalize to 1 W				
4-20-2022	D835V2	4d174	Head	1g	1.03	10.3	9.70	6.19	17, 18
				10g	0.67	6.7	6.29	7.00	
4-25-2022	D835V2	4d174	Head	1g	1.02	10.2	9.70	5.15	
				10g	0.67	6.7	6.29	6.84	
4-27-2022	D835V2	4d174	Head	1g	0.98	9.8	9.70	0.52	
				10g	0.63	6.3	6.29	-0.32	
5-12-2022	D1750V2	1180	Head	1g	3.45	34.5	36.40	-5.22	
				10g	1.84	18.4	19.10	-3.66	
5-18-2022	D1750V2	1180	Head	1g	3.37	33.7	36.40	-7.42	
				10g	1.84	18.4	19.10	-3.66	
5-30-2022	D750V3	1205	Head	1g	0.90	9.0	8.66	3.58	
				10g	0.60	6.0	5.65	6.02	
5-30-2022	D835V2	4d174	Head	1g	1.02	10.2	9.70	5.15	
				10g	0.67	6.7	6.29	7.00	
5-30-2022	D2600V2	1178	Head	1g	5.91	59.1	56.60	4.42	
				10g	2.72	27.2	25.40	7.09	
6-2-2022	D750V3	1205	Head	1g	0.92	9.2	8.66	5.77	19, 20
				10g	0.61	6.1	5.65	7.61	
6-2-2022	D835V2	4d174	Head	1g	1.00	10.0	9.70	3.09	
				10g	0.66	6.6	6.29	4.77	
6-6-2022	D750V3	1205	Head	1g	0.90	9.0	8.66	3.81	
				10g	0.60	6.0	5.65	5.84	
6-6-2022	D835V2	4d174	Head	1g	1.01	10.1	9.70	4.12	
				10g	0.63	6.3	6.29	0.00	
6-9-2022	D835V2	4d174	Head	1g	0.95	9.5	9.70	-2.47	
				10g	0.61	6.1	6.29	-3.02	
6-12-2022	D1750V2	1180	Head	1g	3.65	36.5	36.40	0.27	
				10g	2.02	20.2	19.10	5.76	

SAR 8 Room

Date Tested	System Dipole		T.S. Liquid	Measured Results		Target (Ref. Value)	Delta ±10 %	Plot No.	
	Type	Serial #		Zoom Scan to 100 mW	Normalize to 1 W				
6-1-2022	CLA13	1015	Head	1g	0.05	0.5	0.54	-9.76	21
				10g	0.03	0.3	0.34	-8.01	

9. Conducted Output Power Measurements

9.1. GSM

Per KDB 941225 D01 3G SAR Procedures:

SAR test reduction for GPRS and EDGE modes is determined by the source-based time-averaged output power specified for production units, including tune-up tolerance. The data mode with highest specified time-averaged output power should be tested for SAR compliance in the applicable exposure conditions. For modes with the same specified maximum output power and tolerance, the higher number time-slot configuration should be tested.

GSM850 Measured Results

Mode	Coding Scheme	Time Slots	Ch No.	Freq. (MHz)	Maximum Allowed Average Power (dBm)							
					DSI = 0, 1, 2, 4				DSI = 3			
					Measured		Tune-up Limit		Measured		Tune-up Limit	
					Burst Pwr	Frame Pwr	Burst Pwr	Frame Pwr	Burst Pwr	Frame Pwr	Burst Pwr	Frame Pwr
GSM (Voice)	CS1	1	128	824.2	31.80	22.76	33.20	24.17	31.85	22.82	33.20	24.17
			190	836.6	32.15	23.12			31.87	22.84		
			251	848.8	32.03	23.00			32.13	23.10		
GPRS (GMSK)	CS1	1	128	824.2	32.05	23.02	33.20	24.17	31.89	22.86	33.20	24.17
			190	836.6	32.22	23.19			31.95	22.92		
			251	848.8	32.05	23.02			32.21	23.18		
		2	128	824.2	31.54	25.52	32.00	25.98	28.84	22.82	30.20	24.18
			190	836.6	31.34	25.32			28.95	22.93		
			251	848.8	31.23	25.21			29.25	23.23		
	3	128	824.2	29.38	25.13	30.00	25.74	27.23	22.97	28.40	24.14	
		190	836.6	29.11	24.85			27.31	23.05			
		251	848.8	29.28	25.02			27.31	23.05			
	4	128	824.2	27.42	24.41	27.50	24.49	25.84	22.83	27.20	24.19	
		190	836.6	27.35	24.34			26.21	23.20			
		251	848.8	27.35	24.33			26.21	23.20			
EGPRS (8PSK)	MCS5	1	128	824.2	26.77	17.74	27.50	18.47	26.53	17.50	27.50	18.47
			190	836.6	26.69	17.66			26.52	17.49		
			251	848.8	26.68	17.65			26.72	17.69		
		2	128	824.2	25.32	19.30	25.70	19.68	25.02	19.00	25.70	19.68
			190	836.6	25.10	19.08			25.05	19.03		
			251	848.8	25.08	19.06			24.96	18.94		
		3	128	824.2	23.43	19.17	23.70	19.44	23.02	18.76	23.70	19.44
			190	836.6	23.20	18.94			23.02	18.76		
			251	848.8	23.07	18.81			23.04	18.78		
		4	128	824.2	22.35	19.34	22.50	19.49	21.93	18.92	22.50	19.49
			190	836.6	22.31	19.30			22.03	19.02		
			251	848.8	22.25	19.24			22.12	19.11		

Notes:

The worst-case configuration and mode for SAR testing is determined to be as follows:

- GMSK (GPRS) mode with 2 time slots for Max power, based on the Tune-up Procedure. Refer to §6.3.
- GMSK (GPRS) mode with 4 time slots for Reduced power, based on the Tune-up Procedure. Refer to §6.3.
- SAR is not required for EGPRS (8PSK) mode because the maximum output power and tune-up limit is ≤ 1/4dB higher than GMSK GPRS or the adjusted SAR of the highest reported SAR of GMSK GPRS is ≤ 1.2W/kg.

GSM1900 Measured Results

Mode	Coding Scheme	Time Slots	Ch No.	Freq. (MHz)	Maximum Allowed Average Power (dBm)											
					DSI = 0, 2				DSI = 3				DSI = 1, 4			
					Measured		Tune-up Limit		Measured		Tune-up Limit		Measured		Tune-up Limit	
					Burst Pwr	Frame Pwr	Burst Pwr	Frame Pwr	Burst Pwr	Frame Pwr	Burst Pwr	Frame Pwr	Burst Pwr	Frame Pwr	Burst Pwr	Frame Pwr
GSM (Voice)	CS1	1	512	1850.2	29.46	20.43	30.70	21.67	26.83	17.80	27.70	18.67	28.58	19.55	29.50	20.47
			661	1880.0	29.54	20.51			26.62	17.59			28.71	19.68		
			810	1909.8	29.82	20.79			27.20	18.17			28.49	19.46		
GPRS (GMSK)	CS1	1	512	1850.2	29.40	20.37	30.70	21.67	26.82	17.79	27.70	18.67	28.11	19.08	29.50	20.47
			661	1880.0	29.46	20.43			26.64	17.61			28.68	19.65		
			810	1909.8	29.76	20.73			27.24	18.21			28.41	19.38		
		2	512	1850.2	28.22	22.20	29.00	22.98	23.68	17.66	24.70	18.68	25.19	19.17	26.50	20.48
			661	1880.0	28.10	22.08			23.88	17.86			25.35	19.33		
			810	1909.8	28.51	22.49			23.79	17.77			25.34	19.32		
		3	512	1850.2	26.27	22.01	27.00	22.74	21.83	17.57	22.90	18.64	23.59	19.33	24.70	20.44
			661	1880.0	26.16	21.90			22.15	17.89			23.66	19.40		
			810	1909.8	26.57	22.31			22.15	17.89			23.59	19.33		
		4	512	1850.2	24.72	21.70	25.50	22.49	20.77	17.76	21.70	18.69	22.19	19.18	23.50	20.49
			661	1880.0	24.77	21.76			20.69	17.68			22.55	19.54		
			810	1909.8	25.13	22.12			20.84	17.83			22.52	19.51		
EGPRS (8PSK)	MCS5	1	512	1850.2	25.58	16.54	26.50	17.47	25.29	16.26	26.50	17.47	25.39	16.36	26.50	17.47
			661	1880.0	25.67	16.64			25.42	16.39			25.64	16.61		
			810	1909.8	25.94	16.91			25.49	16.46			25.53	16.50		
		2	512	1850.2	24.46	18.44	24.70	18.68	23.75	17.73	24.70	18.68	24.13	18.11	24.70	18.68
			661	1880.0	24.38	18.36			24.02	18.00			24.34	18.32		
			810	1909.8	24.49	18.47			23.87	17.85			24.13	18.11		
		3	512	1850.2	22.44	18.18	22.70	18.44	21.95	17.69	22.70	18.44	22.24	17.98	22.70	18.44
			661	1880.0	22.27	18.01			22.22	17.96			22.20	17.94		
			810	1909.8	22.57	18.31			22.06	17.80			22.07	17.81		
		4	512	1850.2	21.52	18.51	21.70	18.69	20.77	17.76	21.70	18.69	21.14	18.13	21.70	18.69
			661	1880.0	21.55	18.54			21.00	17.99			21.37	18.36		
			810	1909.8	21.70	18.69			20.90	17.89			21.29	18.28		

Notes:

The worst-case configuration and mode for SAR testing is determined to be as follows:

- GMSK (GPRS) mode with 2 time slots for Max power, based on the Tune-up Procedure. Refer to §6.3.
- GMSK (GPRS) mode with 4 time slots for Reduced power, based on the Tune-up Procedure. Refer to §6.3.
- SAR is not required for EGPRS (8PSK) mode because the maximum output power and tune-up limit is $\leq 1/4$ dB higher than GMSK GPRS or the adjusted SAR of the highest reported SAR of GMSK GPRS is ≤ 1.2 W/kg.

9.2. W-CDMA

Release 99 Setup Procedures used to establish the test signals

The following tests were completed according to the test requirements outlined in section 5.2 of the 3GPP TS34.121-1 specification. The DUT supports power Class 3, which has a nominal maximum output power of 24 dBm (+1.7/-3.7).

Mode	Subtest	Rel99
WCDMA General Settings	Loopback Mode	Test Mode 2
	Rel99 RMC	12.2kbps RMC
	Power Control Algorithm	Algorithm2
	β_c/β_d	8/15

HSDPA Setup Procedures used to establish the test signals

The following 4 Sub-tests were completed according to Release 5 procedures in section 5.2 of 3GPP TS34.121. A summary of these settings are illustrated below:

	Mode	HSDPA	HSDPA	HSDPA	HSDPA
	Subtest	1	2	3	4
W-CDMA General Settings	Loopback Mode	Test Mode 1			
	Rel99 RMC	12.2kbps RMC			
	HSDPA FRC	H-Set 1			
	Power Control Algorithm	Algorithm 2			
	β_c	2/15	11/15	15/15	15/15
	β_d	15/15	15/15	8/15	4/15
	Bd (SF)	64			
	β_c/β_d	2/15	11/15	15/8	15/4
	β_{hs}	4/15	24/15	30/15	30/15
	MPR (dB)	0	0	0.5	0.5
HSDPA Specific Settings	D_{ACK}	8			
	D_{NAK}	8			
	DCQI	8			
	Ack-Nack repetition factor	3			
	CQI Feedback (Table 5.2B.4)	4ms			
	CQI Repetition Factor (Table 5.2B.4)	2			
	$A_{hs}=\beta_{hs}/\beta_c$	30/15			

HSPA (HSDPA & HSUPA) Setup Procedures used to establish the test signals

The following 5 Sub-tests were completed according to Release 6 procedures in table C,11.1.3 of 3GPP TS 34.121-1 v13. A summary of these settings are illustrated below:

	Mode	HSPA				
	Subtest	1	2	3	4	5
WCDMA General Settings	Loopback Mode	Test Mode 1				
	Rel99 RMC	12.2 kbps RMC				
	HSDPA FRC	H-Set 1				
	HSUPA Test	HSPA				
	Power Control Algorithm	Algorithm 2				Algorithm 1
	β_c	11/15	6/15	15/15	2/15	15/15
	β_d	15/15	15/15	9/15	15/15	0
	β_{ec}	209/225	12/15	30/15	2/15	5/15
	β_c/β_d	11/15	6/15	15/9	2/15	-
	β_{hs}	22/15	12/15	30/15	4/15	5/15
	β_{ed}	1309/225	94/75	47/15	56/75	47/15
	CM (dB)	1	3	2	3	1
MPR (dB)	0	2	1	2	0	
HSDPA Specific Settings	DACK	8				0
	DNAK	8				0
	DCQI	8				0
	Ack-Nack repetition factor	3				
	CQI Feedback (Table 5.2B.4)	4ms				
	CQI Repetition Factor (Table 5.2B.4)	2				
	$A_{hs} = \beta_{hs}/\beta_c$	30/15				
HSUPA Specific Settings	E-DPDCH	6	8	8	5	0
	DHARQ	0	0	0	0	0
	AG Index	20	12	15	17	12
	ETFCI (from 34.121 Table C.11.1.3)	75	67	92	71	67
	Associated Max UL Data Rate kbps	242.1	174.9	482.8	205.8	308.9
	Reference E-TFCIs	5	5	2	5	1
	Reference E-TFCI	11	11	11	11	67
	Reference E-TFCI PO	4	4	4	4	18
	Reference E-TFCI	67	67	92	67	67
	Reference E-TFCI PO	18	18	18	18	18
	Reference E-TFCI	71	71	71	71	71
	Reference E-TFCI PO	23	23	23	23	23
	Reference E-TFCI	75	75	75	75	75
	Reference E-TFCI PO	26	26	26	26	26
	Reference E-TFCI	81	81	81	81	81
	Reference E-TFCI PO	27	27	27	27	27
Maximum Channelization Codes	2xSF2				SF4	

DC-HSDPA Setup Procedures used to establish the test signals

The following tests were completed according to procedures in section 7.3.13 of 3GPP TS34.108 v9.5.0. A summary of these settings are illustrated below:

Downlink Physical Channels are set as per 3GPP TS34.121-1 v9.0.0 E.5.0

Table E.5.0: Levels for HSDPA connection setup

Parameter During Connection setup	Unit	Value
P-CPICH_Ec/Ior	dB	-10
P-CCPCH and SCH_Ec/Ior	dB	-12
PICH_Ec/Ior	dB	-15
HS-PDSCH	dB	off
HS-SCCH_1	dB	off
DPCH_Ec/Ior	dB	-5
OCNS_Ec/Ior	dB	-3.1

Call is set up as per 3GPP TS34.108 v9.5.0 sub clause 7.3.13

The configurations of the fixed reference channels for HSDPA RF tests are described in 3GPP TS 34.121, annex C for FDD and 3GPP TS 34.122.

Table C.8.1.12: Fixed Reference Channel H-Set 12

Parameter	Unit	Value
Nominal Avg. Inf. Bit Rate	kbps	60
Inter-TTI Distance	TTI's	1
Number of HARQ Processes	Processes	6
Information Bit Payload (N_{INF})	Bits	120
Number Code Blocks	Blocks	1
Binary Channel Bits Per TTI	Bits	960
Total Available SML's in UE	SML's	19200
Number of SML's per HARQ Proc.	SML's	3200
Coding Rate		0.15
Number of Physical Channel Codes	Codes	1
Modulation		QPSK
Note 1: The RMC is intended to be used for DC-HSDPA mode and both cells shall transmit with identical parameters as listed in the table.		
Note 2: Maximum number of transmission is limited to 1, i.e., retransmission is not allowed. The redundancy and constellation version 0 shall be used.		

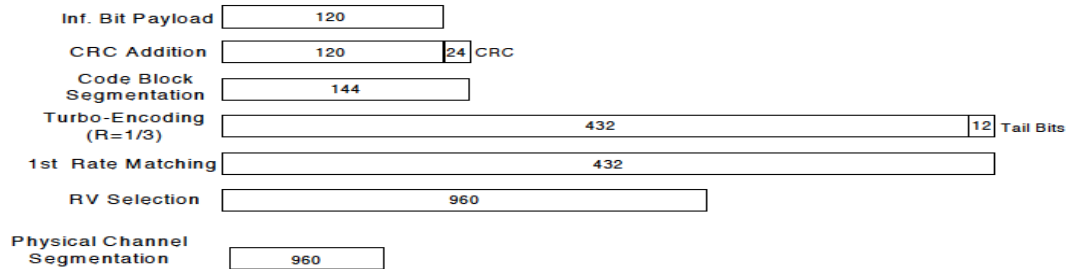


Figure C.8.19: Coding rate for Fixed reference Channel H-Set 12 (QPSK)

The following 4 Sub-tests for HSDPA were completed according to Release 8 procedures in section 5.2 of 3GPP TS34.121. A summary of subtest settings are illustrated below:

Mode	HSDPA	HSDPA	HSDPA	HSDPA	
Subtest	1	2	3	4	
WCDMA General Settings	Loopback Mode	Test Mode 1			
	Rel99 RMC	12.2kbps RMC			
	HSDPA FRC	H-Set 12			
	Power Control Algorithm	Algorithm2			
	β_c	2/15	11/15	15/15	15/15
	β_d	15/15	15/15	8/15	4/15
	β_d (SF)	64			
	β_c/β_d	2/15	11/15	15/8	15/4
	β_{hs}	4/15	24/15	30/15	30/15
MPR (dB)	0	0	0.5	0.5	
HSDPA Specific Settings	DACK	8			
	DNAK	8			
	DCQI	8			
	Ack-Nack Repetition factor	3			
	CQI Feedback	4ms			
	CQI Repetition Factor	2			
A _{hs} = β_{hs}/β_c	30/15				

HSPA+

HSPA+ is only supported to down link. Therefore, the RF conducted power is not measured.

W-CDMA Band II Measured Results

Mode		UL Ch No.	Freq. (MHz)	Maximum Allowed Average Power (dBm)											
				DSI = 0			DSI = 3			DSI = 1, 4			DSI = 2		
				Measured Pwr	MPR	Tune-up Limit	Measured Pwr	MPR	Tune-up Limit	Measured Pwr	MPR	Tune-up Limit	Measured Pwr	MPR	Tune-up Limit
Release 99	Rel 99 (RMC, 12.2 kbps)	9262	1852.4	24.43	NA	24.5	17.02	NA	17.5	20.57	NA	21.0	21.67	NA	22.0
		9400	1880.0	24.20			17.25			20.75			21.92		
		9538	1907.6	24.46			17.15			20.73			21.82		
HSDPA	Subtest 1	9262	1852.4	23.37	0	24.5	16.01	0	17.5	19.59	0	21.0	20.64	0	22.0
		9400	1880.0	23.22			16.24			19.78			20.89		
		9538	1907.6	23.69			16.16			19.72			20.76		
	Subtest 2	9262	1852.4	23.39	0	24.5	15.99	0	17.5	19.56	0	21.0	20.63	0	22.0
		9400	1880.0	23.23			16.22			19.76			20.82		
		9538	1907.6	23.70			16.14			19.70			20.88		
	Subtest 3	9262	1852.4	22.90	0.5	24.0	15.50	0.5	17.0	19.09	0.5	20.5	20.15	0.5	21.5
		9400	1880.0	22.69			15.75			19.27			20.42		
		9538	1907.6	23.18			15.65			19.20			20.90		
	Subtest 4	9262	1852.4	22.91	0.5	24.0	15.51	0.5	17.0	19.06	0.5	20.5	20.21	0.5	21.5
		9400	1880.0	22.74			15.73			19.27			20.43		
		9538	1907.6	23.22			15.62			19.17			20.29		
HSUPA	Subtest 1	9262	1852.4	22.88	0	24.5	16.00	0	17.5	19.41	0	21.0	20.76	0	22.0
		9400	1880.0	22.61			16.23			19.57			20.85		
		9538	1907.6	23.14			16.12			19.42			20.77		
	Subtest 2	9262	1852.4	20.93	2	22.5	13.98	2	15.5	17.42	2	19.0	18.65	2	20.0
		9400	1880.0	20.66			14.22			17.56			18.92		
		9538	1907.6	21.18			14.14			17.43			18.76		
	Subtest 3	9262	1852.4	21.89	1	23.5	15.01	1	16.5	18.42	1	20.0	19.65	1	21.0
		9400	1880.0	21.80			15.23			18.56			19.89		
		9538	1907.6	22.19			15.15			18.44			19.75		
	Subtest 4	9262	1852.4	20.79	2	22.5	14.01	2	15.5	17.41	2	19.0	18.66	2	20.0
		9400	1880.0	20.59			14.22			17.59			19.02		
		9538	1907.6	21.78			14.16			17.44			18.87		
	Subtest 5	9262	1852.4	23.35	0	24.5	15.58	0	17.5	19.04	0	21.0	20.72	0	22.0
		9400	1880.0	23.21			15.81			19.18			20.86		
		9538	1907.6	23.65			15.73			19.00			20.77		
DC-HSDPA	Subtest 1	9262	1852.4	23.40	0	24.5	15.99	0	17.5	19.41	0	21.0	20.66	0	22.0
		9400	1880.0	23.20			16.23			19.61			20.83		
		9538	1907.6	23.66			16.19			19.47			20.88		
	Subtest 2	9262	1852.4	23.73	0	24.5	15.98	0	17.5	19.39	0	21.0	20.70	0	22.0
		9400	1880.0	23.11			16.23			19.59			20.85		
		9538	1907.6	23.63			16.16			19.44			20.83		
	Subtest 3	9262	1852.4	22.85	0.5	24.0	15.49	0.5	17.0	18.92	0.5	20.5	20.18	0.5	21.5
		9400	1880.0	22.64			15.76			19.09			20.43		
		9538	1907.6	23.20			15.67			18.95			20.34		
	Subtest 4	9262	1852.4	22.88	0.5	24.0	15.50	0.5	17.0	18.89	0.5	20.5	20.23	0.5	21.5
		9400	1880.0	22.71			15.76			19.08			20.39		
		9538	1907.6	23.22			15.70			18.91			20.32		

W-CDMA Band IV Measured Results

Mode	UL Ch No.	Freq. (MHz)	Maximum Allowed Average Power (dBm)												
			DSI = 0			DSI = 3			DSI = 1, 4			DSI = 2			
			Measured Pwr	MPR	Tune-up Limit	Measured Pwr	MPR	Tune-up Limit	Measured Pwr	MPR	Tune-up Limit	Measured Pwr	MPR	Tune-up Limit	
Release 99	Rel 99 (RMC, 12.2 kbps)	1312	1712.4	23.04	NA	24.5	17.56	N/A	18.0	20.55	N/A	21.0	20.96	N/A	21.5
		1413	1732.6	23.06			17.51			20.52			20.98		
		1513	1752.6	23.19			17.34			20.31			20.99		
HSDPA	Subtest 1	1312	1712.4	22.03	0	24.5	16.60	0	18.0	19.65	0	21.0	19.86	0	21.5
		1413	1732.6	22.06			16.51			19.59			19.83		
		1513	1752.6	22.16			16.33			19.42			19.89		
	Subtest 2	1312	1712.4	22.00	0	24.5	16.57	0	18.0	19.67	0	21.0	19.92	0	21.5
		1413	1732.6	22.03			16.51			19.62			19.96		
		1513	1752.6	22.17			16.32			19.42			19.96		
	Subtest 3	1312	1712.4	21.51	0.5	24.0	16.02	0.5	17.5	19.13	0.5	20.5	19.59	0.5	21.0
		1413	1732.6	21.56			16.00			19.13			19.53		
		1513	1752.6	21.66			15.80			18.92			19.45		
	Subtest 4	1312	1712.4	21.53	0.5	24.0	16.00	0.5	17.5	19.15	0.5	20.5	19.48	0.5	21.0
		1413	1732.6	21.55			15.98			19.10			19.51		
		1513	1752.6	21.66			15.80			18.93			19.52		
HSUPA	Subtest 1	1312	1712.4	22.01	0	24.5	16.49	0	18.0	19.63	0	21.0	19.90	0	21.5
		1413	1732.6	22.04			16.52			19.59			19.88		
		1513	1752.6	22.14			16.35			19.39			19.89		
	Subtest 2	1312	1712.4	20.01	2	22.5	14.49	2	16.0	17.61	2	19.0	17.91	2	19.5
		1413	1732.6	20.03			14.61			17.63			17.86		
		1513	1752.6	20.15			14.37			17.41			17.85		
	Subtest 3	1312	1712.4	21.00	1	23.5	15.39	1	17.0	18.63	1	20.0	18.91	1	20.5
		1413	1732.6	21.05			15.39			18.45			18.80		
		1513	1752.6	21.13			15.34			18.40			18.92		
	Subtest 4	1312	1712.4	20.01	2	22.5	14.55	2	16.0	17.57	2	19.0	17.90	2	19.5
		1413	1732.6	20.07			14.55			17.49			17.88		
		1513	1752.6	20.18			14.26			17.42			17.86		
Subtest 5	1312	1712.4	22.02	0	24.5	16.57	0	18.0	19.55	0	21.0	19.87	0	21.5	
	1413	1732.6	22.05			16.53			19.65			19.89			
	1513	1752.6	22.17			16.36			19.47			19.88			
DC-HSDPA	Subtest 1	1312	1712.4	22.03	0	24.5	16.68	0	18.0	19.67	0	21.5	19.97	0	21.5
		1413	1732.6	22.09			16.65			19.65			19.92		
		1513	1752.6	22.19			16.46			19.46			19.94		
	Subtest 2	1312	1712.4	22.05	0	24.5	16.71	0	18.0	19.67	0	21.5	19.94	0	21.5
		1413	1732.6	22.08			16.64			19.64			19.94		
		1513	1752.6	22.21			16.46			19.45			19.93		
	Subtest 3	1312	1712.4	21.54	0.5	24.0	16.15	0.5	17.5	19.18	0.5	21.0	19.48	0.5	21.0
		1413	1732.6	21.60			16.15			19.17			19.41		
		1513	1752.6	21.71			15.96			18.98			19.54		
	Subtest 4	1312	1712.4	21.53	0.5	24.0	16.21	0.5	17.5	19.18	0.5	21.0	19.46	0.5	21.0
		1413	1732.6	21.58			16.15			19.12			19.51		
		1513	1752.6	21.69			15.94			18.94			19.46		

W-CDMA Band V Measured Results

Mode		UL Ch No.	Freq. (MHz)	Maximum Allowed Average Power (dBm)					
				DSI = 0, 1, 2, 4			DSI = 3		
				Measured Pwr	MPR	Tune-up Limit	Measured Pwr	MPR	Tune-up Limit
Release 99	Rel 99 (RMC, 12.2 kbps)	4132	826.4	24.17	N/A	25.0	22.74	N/A	23.5
		4183	836.6	24.03			22.91		
		4233	846.6	24.00			22.80		
HSDPA	Subtest 1	4132	826.4	23.22	0	24.3	21.73	0	23.5
		4183	836.6	23.07			21.91		
		4233	846.6	23.03			21.79		
	Subtest 2	4132	826.4	23.19	0	24.3	21.74	0	23.5
		4183	836.6	23.07			21.91		
		4233	846.6	23.03			21.82		
	Subtest 3	4132	826.4	22.73	0.5	23.8	21.24	0.5	23.0
		4183	836.6	22.58			21.43		
		4233	846.6	22.56			21.32		
	Subtest 4	4132	826.4	22.71	0.5	23.8	21.24	0.5	23.0
		4183	836.6	22.55			21.43		
		4233	846.6	22.54			21.35		
HSUPA	Subtest 1	4132	826.4	23.18	0	24.3	21.74	0	23.5
		4183	836.6	23.04			21.90		
		4233	846.6	23.02			21.83		
	Subtest 2	4132	826.4	21.26	2	22.3	20.38	2	21.5
		4183	836.6	21.09			20.31		
		4233	846.6	20.94			20.34		
	Subtest 3	4132	826.4	22.22	1	23.3	21.72	1	22.5
		4183	836.6	21.97			21.74		
		4233	846.6	21.99			21.77		
	Subtest 4	4132	826.4	21.27	2	22.3	21.73	1	22.5
		4183	836.6	21.11			21.82		
		4233	846.6	20.98			21.64		
	Subtest 5	4132	826.4	23.22	0	24.3	21.75	0	23.5
		4183	836.6	23.05			21.91		
		4233	846.6	23.12			21.84		
DC-HSDPA	Subtest 1	4132	826.4	23.02	0	24.3	21.76	0	23.5
		4183	836.6	23.00			21.90		
		4233	846.6	23.30			21.84		
	Subtest 2	4132	826.4	23.23	0	24.3	21.75	0	23.5
		4183	836.6	23.06			21.93		
		4233	846.6	23.03			21.86		
	Subtest 3	4132	826.4	22.53	0.5	23.8	21.25	0.5	23.0
		4183	836.6	22.62			21.44		
		4233	846.6	22.52			21.35		
	Subtest 4	4132	826.4	22.48	0.5	23.8	21.24	0.5	23.0
		4183	836.6	22.51			21.43		
		4233	846.6	22.79			21.30		

9.3. LTE

The following tests were conducted according to the test requirements outlined in section 6.2 of the 3GPP TS36.101 specification.

UE Power Class: 3 (23 +/- 2dBm). The allowed Maximum Power Reduction (MPR) for the maximum output power due to higher order modulation and transmit bandwidth configuration (resource blocks) is specified in Table 6.2.3-1 of the 3GPP TS36.101.

Table 6.2.3-1: Maximum Power Reduction (MPR) for Power Class 1, 2 and 3

Modulation	Channel bandwidth / Transmission bandwidth (N_{RB})						MPR (dB)
	1.4 MHz	3.0 MHz	5 MHz	10 MHz	15 MHz	20 MHz	
QPSK	> 5	> 4	> 8	> 12	> 16	> 18	≤ 1
16 QAM	≤ 5	≤ 4	≤ 8	≤ 12	≤ 16	≤ 18	≤ 1
16 QAM	> 5	> 4	> 8	> 12	> 16	> 18	≤ 2
64 QAM	≤ 5	≤ 4	≤ 8	≤ 12	≤ 16	≤ 18	≤ 2
64 QAM	> 5	> 4	> 8	> 12	> 16	> 18	≤ 3
256 QAM	≥ 1						≤ 5

The allowed A-MPR values specified below in Table 6.2.4.-1 of 3GPP TS36.101 are in addition to the allowed MPR requirements. All the measurements below were performed with A-MPR disabled, by using Network Signaling Value of "NS_01".

Table 6.2.4-1: Additional Maximum Power Reduction (A-MPR)

Network Signalling value	Requirements (subclause)	E-UTRA Band	Channel bandwidth (MHz)	Resources Blocks (N_{RB})	A-MPR (dB)
NS_01	6.6.2.1.1	Table 5.5-1	1.4, 3, 5, 10, 15, 20	Table 5.6-1	N/A

Maximum Output Power (Tune-up Limit) for LTE

According to April 2015 TCB workshop, SAR test exclusion can be applied for testing overlapping LTE bands as follows:

- a) The maximum output power, including tolerance, for the smaller band must be ≤ the larger band to qualify for the SAR test exclusion.
- b) The channel bandwidth and other operating parameters for the smaller band must be fully supported by the larger band.
 - LTE Band 2 (1850 – 1910 MHz) is covered by LTE Band 25 (1850 – 1915 MHz)
 - LTE Band 4 (1710 – 1755 MHz) is covered by LTE Band 66 (1710 – 1780 MHz) in Main 1 Ant.
 - LTE Band 17 (704 – 716 MHz) is covered by LTE Band 12 (699 – 716 MHz)

Maximum bandwidth does not support at least three non-overlapping channels in certain channel bandwidths.

When a device supports overlapping channel assignment in a channel bandwidth configuration, the middle channel of the group of overlapping channels should be selected for testing per KDB 941225 D05 SAR for LTE Devices.

LTE QPSK configuration has the highest maximum average output power per 3GPP standard.

SAR measurement is not required for Higher order modulations. When the highest maximum output power for Higher order modulations are ≤ 0.5 dB higher than the QPSK or when the reported SAR for QPSK configuration is ≤ 1.45 W/kg.

LTE Band 4 (Sub.5 Ant.) Measured Results

BW (MHz)	Mode	RB Allocation	RB offset	Maximum Allowed Average Power (dBm)														
				DSI = 0, 1, 4					DSI = 3					DSI = 2				
				Measured Pwr (dBm)			MPR	Tune-up Limit	Measured Pwr (dBm)			MPR	Tune-up Limit	Measured Pwr (dBm)			MPR	Tune-up Limit
				20050	20175	20300			20050	20175	20300			20050	20175	20300		
				1720 MHz	1732.5 MHz	1745 MHz			1720 MHz	1732.5 MHz	1745 MHz			1720 MHz	1732.5 MHz	1745 MHz		
20 MHz	QPSK	1	0	19.70	19.70	19.70	0.0	20.5	17.01	17.01	17.01	0.0	18.5	17.01	17.01	17.01	0.0	18.5
		1	49	19.90	19.90	19.90	0.0	20.5	17.35	17.35	17.35	0.0	18.5	17.36	17.36	17.36	0.0	18.5
		1	99	19.86	19.86	19.86	0.0	20.5	17.13	17.13	17.13	0.0	18.5	17.21	17.21	17.21	0.0	18.5
		50	0	19.94	19.94	19.94	0.0	20.5	17.18	17.18	17.18	0.0	18.5	17.20	17.20	17.20	0.0	18.5
		50	24	20.09	20.09	20.09	0.0	20.5	17.33	17.33	17.33	0.0	18.5	17.33	17.33	17.33	0.0	18.5
		50	50	19.99	19.99	19.99	0.0	20.5	17.32	17.32	17.32	0.0	18.5	17.32	17.32	17.32	0.0	18.5
	16QAM	100	0	19.98	19.98	19.98	0.0	20.5	17.28	17.28	17.28	0.0	18.5	17.34	17.34	17.34	0.0	18.5
	16QAM	1	0	19.67	19.67	19.67	0.0	20.5	17.07	17.07	17.07	0.0	18.5	16.98	16.98	16.98	0.0	18.5
		1	49	19.85	19.85	19.85	0.0	20.5	17.36	17.36	17.36	0.0	18.5	17.32	17.32	17.32	0.0	18.5
		1	99	19.80	19.80	19.80	0.0	20.5	17.26	17.26	17.26	0.0	18.5	17.04	17.04	17.04	0.0	18.5
		50	0	19.91	19.91	19.91	0.0	20.5	17.17	17.17	17.17	0.0	18.5	17.19	17.19	17.19	0.0	18.5
		50	24	20.06	20.06	20.06	0.0	20.5	17.28	17.28	17.28	0.0	18.5	17.31	17.31	17.31	0.0	18.5
		50	50	19.94	19.94	19.94	0.0	20.5	17.32	17.32	17.32	0.0	18.5	17.34	17.34	17.34	0.0	18.5
	64QAM	100	0	19.94	19.94	19.94	0.0	20.5	17.32	17.32	17.32	0.0	18.5	17.29	17.29	17.29	0.0	18.5
		1	0	19.73	19.73	19.73	0.0	20.5	17.27	17.27	17.27	0.0	18.5	17.29	17.29	17.29	0.0	18.5
		1	49	20.10	20.10	20.10	0.0	20.5	17.31	17.31	17.31	0.0	18.5	17.30	17.30	17.30	0.0	18.5
		1	99	19.80	19.80	19.80	0.0	20.5	17.31	17.31	17.31	0.0	18.5	17.31	17.31	17.31	0.0	18.5
		50	0	19.88	19.88	19.88	0.0	20.5	17.27	17.27	17.27	0.0	18.5	17.29	17.29	17.29	0.0	18.5
		50	24	20.05	20.05	20.05	0.0	20.5	17.26	17.26	17.26	0.0	18.5	17.31	17.31	17.31	0.0	18.5
	256QAM	50	50	19.98	19.98	19.98	0.0	20.5	17.30	17.30	17.30	0.0	18.5	17.27	17.27	17.27	0.0	18.5
		100	0	19.90	19.90	19.90	0.0	20.5	17.31	17.31	17.31	0.0	18.5	17.28	17.28	17.28	0.0	18.5
		1	0	18.76	18.76	18.76	0.0	20.5	17.30	17.30	17.30	0.0	18.5	17.27	17.27	17.27	0.0	18.5
		1	49	19.31	19.31	19.31	0.0	20.5	17.28	17.28	17.28	0.0	18.5	17.28	17.28	17.28	0.0	18.5
		1	99	18.91	18.91	18.91	0.0	20.5	17.26	17.26	17.26	0.0	18.5	17.29	17.29	17.29	0.0	18.5
50		0	18.95	18.95	18.95	0.0	20.5	17.26	17.26	17.26	0.0	18.5	17.28	17.28	17.28	0.0	18.5	
15 MHz	QPSK	50	24	19.11	19.11	19.11	0.0	20.5	17.32	17.32	17.32	0.0	18.5	17.28	17.28	17.28	0.0	18.5
		50	50	19.38	19.38	19.38	0.0	20.5	17.29	17.29	17.29	0.0	18.5	17.27	17.27	17.27	0.0	18.5
		100	0	18.97	18.97	18.97	0.0	20.5	17.29	17.29	17.29	0.0	18.5	17.29	17.29	17.29	0.0	18.5
		1	0	19.27	19.37	19.41	0.0	20.5	16.93	17.07	17.23	0.0	18.5	16.97	17.12	17.18	0.0	18.5
		1	37	19.61	19.74	19.70	0.0	20.5	17.23	17.35	17.45	0.0	18.5	17.23	17.37	17.51	0.0	18.5
		1	74	19.49	19.54	19.57	0.0	20.5	17.13	17.21	17.31	0.0	18.5	17.07	17.17	17.35	0.0	18.5
	16QAM	36	0	19.56	19.61	19.63	0.0	20.5	17.06	17.21	17.34	0.0	18.5	17.08	17.21	17.33	0.0	18.5
		36	20	19.61	19.75	19.80	0.0	20.5	17.26	17.38	17.42	0.0	18.5	17.25	17.40	17.51	0.0	18.5
		36	39	19.58	19.65	19.78	0.0	20.5	17.22	17.35	17.45	0.0	18.5	17.24	17.34	17.48	0.0	18.5
		75	0	19.56	19.68	19.76	0.0	20.5	17.27	17.34	17.48	0.0	18.5	17.22	17.29	17.44	0.0	18.5
		1	0	19.32	19.43	19.57	0.0	20.5	17.02	17.15	17.24	0.0	18.5	16.98	17.01	17.14	0.0	18.5
		1	37	19.55	19.55	19.95	0.0	20.5	17.22	17.31	17.52	0.0	18.5	17.26	17.29	17.45	0.0	18.5
	64QAM	1	74	19.34	19.50	19.60	0.0	20.5	17.08	17.00	17.32	0.0	18.5	17.17	17.21	17.23	0.0	18.5
		36	0	19.58	19.56	19.60	0.0	20.5	17.17	17.34	17.34	0.0	18.5	17.09	17.23	17.32	0.0	18.5
		36	20	19.60	19.75	19.80	0.0	20.5	17.27	17.21	17.52	0.0	18.5	17.26	17.36	17.51	0.0	18.5
		36	39	19.58	19.68	19.79	0.0	20.5	17.23	17.36	17.41	0.0	18.5	17.24	17.36	17.42	0.0	18.5
		75	0	19.52	19.61	19.73	0.0	20.5	17.22	17.34	17.43	0.0	18.5	17.21	17.33	17.47	0.0	18.5
		1	0	19.53	19.40	19.45	0.0	20.5	17.23	17.36	17.39	0.0	18.5	17.19	17.29	17.42	0.0	18.5
	256QAM	1	37	19.45	19.54	19.88	0.0	20.5	16.96	17.33	17.41	0.0	18.5	17.19	17.27	17.42	0.0	18.5
		1	74	19.68	19.32	19.71	0.0	20.5	17.02	17.32	17.41	0.0	18.5	17.14	17.28	17.41	0.0	18.5
		36	0	19.60	19.62	19.60	0.0	20.5	17.02	17.32	17.45	0.0	18.5	17.20	17.32	17.42	0.0	18.5
		36	20	19.72	19.67	19.82	0.0	20.5	17.07	17.37	17.46	0.0	18.5	17.21	17.31	17.41	0.0	18.5
		36	39	19.68	19.70	19.82	0.0	20.5	17.02	17.34	17.43	0.0	18.5	17.20	17.33	17.42	0.0	18.5
		75	0	19.62	19.64	19.73	0.0	20.5	16.99	17.34	17.39	0.0	18.5	17.21	17.32	17.41	0.0	18.5
256QAM	1	0	18.42	18.50	18.38	0.0	20.5	17.05	17.33	17.42	0.0	18.5	17.21	17.30	17.41	0.0	18.5	
	1	37	18.68	18.77	18.65	0.0	20.5	16.97	17.31	17.41	0.0	18.5	17.22	17.31	17.42	0.0	18.5	
	1	74	18.64	18.57	18.57	0.0	20.5	17.03	17.33	17.44	0.0	18.5	17.21	17.32	17.43	0.0	18.5	
	36	0	18.68	18.64	18.61	0.0	20.5	16.99	17.37	17.39	0.0	18.5	17.22	17.31	17.41	0.0	18.5	
	36	20	18.73	18.75	18.80	0.0	20.5	17.04	17.36	17.41	0.0	18.5	17.19	17.32	17.42	0.0	18.5	
	36	39	18.68	18.70	18.82	0.0	20.5	17.11	17.34	17.42	0.0	18.5	17.20	17.32	17.43	0.0	18.5	
75	0	18.66	18.64	18.73	0.0	20.5	16.98	17.31	17.41	0.0	18.5	17.18	17.31	17.44	0.0	18.5		

Notes:

LTE Band 4 (Sub.5 Ant.) has support to 20MHz, 15MHz, 10MHz, 5MHz Bandwidths.

LTE Band 4 (Sub.5 Ant.) Measured Results (Continued)

BW (MHz)	Mode	RB Allocation	RB offset	Measured Pwr (dBm)			MPR	Tune-up Limit	Measured Pwr (dBm)			MPR	Tune-up Limit	Measured Pwr (dBm)			MPR	Tune-up Limit	
				20000	20175	20350			20000	20175	20350			20000	20175	20350			
				1715 MHz	1732.5 MHz	1750 MHz			1715 MHz	1732.5 MHz	1750 MHz			1715 MHz	1732.5 MHz	1750 MHz			
10 MHz	QPSK	1	0	19.37	19.29	19.48	0.0	20.5	16.85	17.00	17.11	0.0	18.5	16.84	17.04	17.13	0.0	18.5	
		1	25	20.00	19.89	20.11	0.0	20.5	17.52	17.66	17.79	0.0	18.5	17.53	17.64	17.81	0.0	18.5	
		1	49	19.39	19.28	19.52	0.0	20.5	16.92	17.05	17.19	0.0	18.5	16.90	17.06	17.22	0.0	18.5	
		25	0	19.81	19.71	19.88	0.0	20.5	17.22	17.37	17.51	0.0	18.5	17.24	17.38	17.53	0.0	18.5	
		25	12	19.94	19.91	20.15	0.0	20.5	17.51	17.56	17.71	0.0	18.5	17.50	17.57	17.72	0.0	18.5	
		25	25	19.78	19.73	19.99	0.0	20.5	17.32	17.46	17.61	0.0	18.5	17.31	17.48	17.64	0.0	18.5	
	16QAM	50	0	19.76	19.72	19.98	0.0	20.5	17.32	17.47	17.54	0.0	18.5	17.31	17.51	17.56	0.0	18.5	
		1	0	19.24	19.25	19.42	0.0	20.5	16.82	17.04	17.01	0.0	18.5	16.92	17.03	17.21	0.0	18.5	
		1	25	19.88	19.88	20.09	0.0	20.5	17.42	17.63	17.66	0.0	18.5	17.59	17.72	17.82	0.0	18.5	
		1	49	19.31	19.23	19.45	0.0	20.5	16.92	17.01	17.23	0.0	18.5	17.02	17.15	17.24	0.0	18.5	
		25	0	19.81	19.76	19.85	0.0	20.5	17.21	17.39	17.56	0.0	18.5	17.25	17.42	17.54	0.0	18.5	
		25	12	19.93	19.92	20.13	0.0	20.5	17.49	17.59	17.74	0.0	18.5	17.49	17.58	17.73	0.0	18.5	
	64QAM	25	25	19.74	19.76	19.95	0.0	20.5	17.31	17.48	17.63	0.0	18.5	17.32	17.51	17.63	0.0	18.5	
		50	0	19.75	19.76	19.96	0.0	20.5	17.32	17.46	17.54	0.0	18.5	17.33	17.47	17.59	0.0	18.5	
		1	0	19.38	19.41	19.43	0.0	20.5	17.32	17.08	17.51	0.0	18.5	17.32	17.46	17.54	0.0	18.5	
		1	25	19.98	19.94	20.10	0.0	20.5	17.32	17.67	17.44	0.0	18.5	17.33	17.48	17.54	0.0	18.5	
		1	49	19.42	19.34	19.42	0.0	20.5	17.33	17.15	17.53	0.0	18.5	17.31	17.49	17.54	0.0	18.5	
		25	0	19.81	19.84	19.83	0.0	20.5	17.34	17.41	17.47	0.0	18.5	17.36	17.46	17.55	0.0	18.5	
	256QAM	25	12	19.94	20.04	20.12	0.0	20.5	17.31	17.55	17.52	0.0	18.5	17.33	17.49	17.53	0.0	18.5	
		25	25	19.77	19.87	19.94	0.0	20.5	17.33	17.49	17.53	0.0	18.5	17.34	17.48	17.53	0.0	18.5	
		50	0	19.77	19.85	19.94	0.0	20.5	17.32	17.48	17.56	0.0	18.5	17.32	17.46	17.52	0.0	18.5	
		1	0	18.37	18.42	18.61	0.0	20.5	17.34	17.48	17.54	0.0	18.5	17.34	17.49	17.54	0.0	18.5	
		1	25	18.94	19.02	18.99	0.0	20.5	17.29	17.48	17.56	0.0	18.5	17.33	17.51	17.54	0.0	18.5	
		1	49	18.33	18.51	18.64	0.0	20.5	17.35	17.46	17.56	0.0	18.5	17.35	17.48	17.56	0.0	18.5	
	5 MHz	QPSK	25	0	18.82	18.84	18.81	0.0	20.5	17.33	17.48	17.57	0.0	18.5	17.32	17.48	17.55	0.0	18.5
			25	12	18.92	19.03	18.96	0.0	20.5	17.35	17.48	17.54	0.0	18.5	17.32	17.47	17.54	0.0	18.5
			25	25	18.75	18.90	18.84	0.0	20.5	17.34	17.49	17.55	0.0	18.5	17.33	17.49	17.53	0.0	18.5
			50	0	18.71	18.85	18.83	0.0	20.5	17.35	17.48	17.54	0.0	18.5	17.34	17.47	17.53	0.0	18.5
			1	0	19.85	19.80	19.69	0.0	20.5	17.28	17.46	17.57	0.0	18.5	17.25	17.44	17.56	0.0	18.5
			1	12	20.85	20.02	19.84	0.0	20.5	17.48	17.67	17.72	0.0	18.5	17.47	17.68	17.67	0.0	18.5
16QAM		1	24	21.85	19.81	19.69	0.0	20.5	17.32	17.46	17.53	0.0	18.5	17.31	17.46	17.54	0.0	18.5	
		12	0	22.85	19.98	19.77	0.0	20.5	17.47	17.54	17.61	0.0	18.5	17.43	17.53	17.61	0.0	18.5	
		12	7	23.85	20.08	19.91	0.0	20.5	17.53	17.67	17.73	0.0	18.5	17.52	17.69	17.75	0.0	18.5	
		12	13	24.85	19.99	19.85	0.0	20.5	17.43	17.59	17.65	0.0	18.5	17.44	17.61	17.66	0.0	18.5	
		25	0	25.85	19.98	19.76	0.0	20.5	17.42	17.57	17.66	0.0	18.5	17.43	17.62	17.66	0.0	18.5	
		1	0	26.85	19.78	19.60	0.0	20.5	17.23	17.38	17.46	0.0	18.5	17.31	17.52	17.57	0.0	18.5	
64QAM		1	12	27.85	19.92	19.75	0.0	20.5	17.49	17.63	17.61	0.0	18.5	17.57	17.74	17.72	0.0	18.5	
		1	24	28.85	19.78	19.56	0.0	20.5	17.29	17.47	17.42	0.0	18.5	17.42	17.53	17.53	0.0	18.5	
		12	0	29.85	19.99	19.81	0.0	20.5	17.46	17.53	17.58	0.0	18.5	17.38	17.55	17.62	0.0	18.5	
		12	7	30.85	20.09	19.93	0.0	20.5	17.56	17.64	17.73	0.0	18.5	17.52	17.69	17.71	0.0	18.5	
		12	13	31.85	20.01	19.85	0.0	20.5	17.46	17.63	17.62	0.0	18.5	17.44	17.58	17.65	0.0	18.5	
		25	0	32.85	20.01	19.78	0.0	20.5	17.47	17.61	17.64	0.0	18.5	17.46	17.61	17.65	0.0	18.5	
256QAM		1	0	33.85	19.03	19.13	0.0	20.5	17.49	17.61	17.64	0.0	18.5	17.47	17.63	17.65	0.0	18.5	
		1	12	34.85	19.25	19.32	0.0	20.5	17.47	17.61	17.67	0.0	18.5	17.49	17.61	17.68	0.0	18.5	
		1	24	35.85	19.12	19.11	0.0	20.5	17.48	17.59	17.67	0.0	18.5	17.46	17.63	17.69	0.0	18.5	
		12	0	36.85	19.12	19.21	0.0	20.5	17.45	17.62	17.68	0.0	18.5	17.48	17.62	17.66	0.0	18.5	
		12	7	37.85	19.32	19.33	0.0	20.5	17.49	17.62	17.69	0.0	18.5	17.47	17.62	17.71	0.0	18.5	
		12	13	38.85	19.22	19.27	0.0	20.5	17.51	17.62	17.67	0.0	18.5	17.43	17.57	17.65	0.0	18.5	
QPSK		25	0	39.85	19.18	19.32	0.0	20.5	17.47	17.64	17.69	0.0	18.5	17.47	17.61	17.62	0.0	18.5	
		1	0	40.85	18.84	18.85	0.0	20.5	17.51	17.62	17.68	0.0	18.5	17.45	17.60	17.69	0.0	18.5	
		1	12	41.85	19.00	19.02	0.0	20.5	17.44	17.64	17.67	0.0	18.5	17.44	17.61	17.66	0.0	18.5	
		1	24	42.85	18.81	18.90	0.0	20.5	17.49	17.62	17.67	0.0	18.5	17.46	17.58	17.67	0.0	18.5	
		12	0	43.85	18.93	18.96	0.0	20.5	17.47	17.63	17.68	0.0	18.5	17.43	17.62	17.63	0.0	18.5	
		12	7	44.85	19.00	18.98	0.0	20.5	17.48	17.58	17.71	0.0	18.5	17.48	17.49	17.64	0.0	18.5	
16QAM	12	13	45.85	18.96	18.92	0.0	20.5	17.47	17.64	17.65	0.0	18.5	17.45	17.62	17.67	0.0	18.5		
	25	0	18.86	18.95	18.91	0.0	20.5	17.49	17.65	17.66	0.0	18.5	17.46	17.61	17.69	0.0	18.5		

Notes:

LTE Band 4 (Sub.5 Ant.) has support to 20MHz, 15MHz, 10MHz, 5MHz Bandwidths.

LTE Band 5 Measured Results

BW (MHz)	Mode	RB Allocation	RB offset	Maximum Allowed Average Power (dBm)									
				DSI = 0, 1, 2, 4					DSI = 3				
				Measured Pwr (dBm)			MPR	Tune-up Limit	Measured Pwr (dBm)			MPR	Tune-up Limit
				20450 829 MHz	20525 836.5 MHz	20600 844 MHz			20450 829 MHz	20525 836.5 MHz	20600 844 MHz		
10 MHz	QPSK	1	0		24.50		0.0	25.5		23.76		0.0	24.5
		1	25		24.48		0.0	25.5		23.75		0.0	24.5
		1	49		24.37		0.0	25.5		23.65		0.0	24.5
		25	0		23.45		1.0	24.5		23.70		0.0	24.5
		25	12		23.45		1.0	24.5		23.66		0.0	24.5
		25	25		23.39		1.0	24.5		23.69		0.0	24.5
	16QAM	50	0		23.34		1.0	24.5		23.56		0.0	24.5
		1	0		23.84		1.0	24.5		23.94		0.0	24.5
		1	25		23.73		1.0	24.5		24.06		0.0	24.5
		1	49		23.66		1.0	24.5		24.00		0.0	24.5
		25	0		22.49		2.0	23.5		22.66		1.0	23.5
		25	12		22.51		2.0	23.5		22.67		1.0	23.5
	64QAM	25	25		22.43		2.0	23.5		22.69		1.0	23.5
		50	0		22.37		2.0	23.5		22.56		1.0	23.5
		1	0		22.72		2.0	23.5		22.92		1.0	23.5
		1	25		22.68		2.0	23.5		23.00		1.0	23.5
		1	49		22.56		2.0	23.5		22.93		1.0	23.5
		25	0		21.46		3.0	22.5		21.72		2.0	22.5
	256QAM	25	12		21.44		3.0	22.5		21.72		2.0	22.5
		25	25		21.41		3.0	22.5		21.76		2.0	22.5
50		0		21.37		3.0	22.5		21.61		2.0	22.5	
1		0		19.36		5.0	20.5		19.49		4.0	20.5	
1		25		19.61		5.0	20.5		19.96		4.0	20.5	
1		49		19.25		5.0	20.5		19.63		4.0	20.5	
5 MHz	QPSK	25	0		19.40		5.0	20.5		19.65		4.0	20.5
		25	12		19.50		5.0	20.5		19.75		4.0	20.5
		25	25		19.36		5.0	20.5		19.72		4.0	20.5
		50	0		19.39		5.0	20.5		19.66		4.0	20.5
		1	0	24.55	24.36	24.35	0.0	25.5	23.48	23.61	23.66	0.0	24.5
		1	12	24.59	24.45	24.44	0.0	25.5	23.61	23.77	23.69	0.0	24.5
	16QAM	1	24	24.50	24.31	24.36	0.0	25.5	23.49	23.65	23.61	0.0	24.5
		12	0	23.57	23.44	23.31	1.0	24.5	23.47	23.64	23.58	0.0	24.5
		12	7	23.61	23.44	23.43	1.0	24.5	23.59	23.68	23.72	0.0	24.5
		12	13	23.59	23.40	23.38	1.0	24.5	23.57	23.73	23.67	0.0	24.5
25		0	23.58	23.39	23.35	1.0	24.5	23.56	23.61	23.64	0.0	24.5	
1		0	23.99	23.72	23.78	1.0	24.50	23.83	24.02	24.18	0.0	24.5	
64QAM	1	12	23.90	23.79	23.90	1.0	24.5	24.02	24.20	24.17	0.0	24.5	
	1	24	23.98	23.70	23.73	1.0	24.5	23.94	24.03	24.08	0.0	24.5	
	12	0	22.74	22.48	22.29	2.0	23.5	22.54	22.76	22.62	1.0	23.5	
	12	7	22.78	22.52	22.44	2.0	23.5	22.67	22.81	22.78	1.0	23.5	
	12	13	22.75	22.51	22.38	2.0	23.5	22.63	22.86	22.74	1.0	23.5	
	25	0	22.59	22.41	22.39	2.0	23.5	22.55	22.63	22.69	1.0	23.5	
256QAM	1	0	22.57	22.51	22.52	2.0	23.5	22.65	22.75	22.93	1.0	23.5	
	1	12	22.75	22.55	22.58	2.0	23.5	22.75	22.84	22.94	1.0	23.5	
	1	24	22.56	22.43	22.47	2.0	23.5	22.66	22.74	22.85	1.0	23.5	
	12	0	21.56	21.39	21.29	3.0	22.5	21.54	21.68	21.61	2.0	22.5	
	12	7	21.59	21.40	21.37	3.0	22.5	21.66	21.72	21.76	2.0	22.5	
	12	13	21.53	21.36	21.33	3.0	22.5	21.62	21.79	21.68	2.0	22.5	
256QAM	25	0	21.56	21.37	21.37	3.0	22.5	21.61	21.65	21.69	2.0	22.5	
	1	0	19.62	19.50	19.36	5.0	20.5	19.53	19.74	19.72	4.0	20.5	
	1	12	19.64	19.58	19.55	5.0	20.5	19.75	19.92	19.87	4.0	20.5	
	1	24	19.57	19.44	19.40	5.0	20.5	19.67	19.86	19.79	4.0	20.5	
	12	0	19.59	19.39	19.32	5.0	20.5	19.52	19.70	19.63	4.0	20.5	
	12	7	19.61	19.45	19.43	5.0	20.5	19.66	19.75	19.76	4.0	20.5	
12	13	19.57	19.41	19.34	5.0	20.5	19.63	19.75	19.74	4.0	20.5		
25	0	19.56	19.44	19.37	5.0	20.5	19.59	19.68	19.70	4.0	20.5		

LTE Band 5 Measured Results (Continued)

BW (MHz)	Mode	RB Allocation	RB offset	Measured Pwr (dBm)			MPR	Tune-up Limit	Measured Pwr (dBm)			MPR	Tune-up Limit	
				20415	20525	20635			20415	20525	20635			
				825.5 MHz	836.5 MHz	847.5 MHz			825.5 MHz	836.5 MHz	847.5 MHz			
3 MHz	QPSK	1	0	24.57	24.29	24.29	0.0	25.5	23.46	23.61	23.56	0.0	24.5	
		1	8	24.65	24.39	24.42	0.0	25.5	23.60	23.74	23.69	0.0	24.5	
		1	14	24.49	24.30	24.30	0.0	25.5	23.51	23.61	23.57	0.0	24.5	
		8	0	23.59	23.38	23.28	1.0	24.5	23.54	23.65	23.57	0.0	24.5	
		8	4	23.64	23.40	23.32	1.0	24.5	23.60	23.68	23.69	0.0	24.5	
		8	7	23.63	23.41	23.40	1.0	24.5	23.59	23.73	23.68	0.0	24.5	
	16QAM	15	0	23.53	23.38	23.30	1.0	24.5	23.57	23.62	23.67	0.0	24.5	
		1	0	23.91	23.73	23.61	1.0	24.5	23.84	24.00	23.92	0.0	24.5	
		1	8	24.00	23.80	23.74	1.0	24.5	24.02	24.20	23.99	0.0	24.5	
		1	14	23.84	23.71	23.62	1.0	24.5	23.93	24.06	23.97	0.0	24.5	
		8	0	22.69	22.47	22.40	2.0	23.5	22.61	22.64	22.65	1.0	23.5	
		8	4	22.74	22.51	22.42	2.0	23.5	22.67	22.71	22.76	1.0	23.5	
	64QAM	8	7	22.72	22.51	22.51	2.0	23.5	22.66	22.78	22.75	1.0	23.5	
		15	0	22.60	22.45	22.33	2.0	23.5	22.57	22.67	22.69	1.0	23.5	
		1	0	21.43	22.44	22.48	2.0	23.5	22.68	22.83	22.76	1.0	23.5	
		1	8	22.70	22.55	22.65	2.0	23.5	22.89	22.99	22.88	1.0	23.5	
		1	14	22.58	22.44	22.48	2.0	23.5	22.83	22.85	22.73	1.0	23.5	
		8	0	21.44	21.43	21.31	3.0	22.5	21.63	21.63	21.59	2.0	22.5	
	256QAM	8	4	21.49	21.46	21.44	3.0	22.5	21.66	21.67	21.70	2.0	22.5	
		8	7	21.48	21.39	21.37	3.0	22.5	21.67	21.78	21.72	2.0	22.5	
		15	0	21.44	21.42	21.31	3.0	22.5	21.59	21.63	21.66	2.0	22.5	
		1	0	19.54	19.45	19.33	5.0	20.5	19.53	19.60	19.64	4.0	20.5	
		1	8	19.61	19.64	19.49	5.0	20.5	19.72	19.78	19.82	4.0	20.5	
		1	14	19.46	19.54	19.38	5.0	20.5	19.65	19.72	19.73	4.0	20.5	
	1.4 MHz	QPSK	8	0	19.43	19.46	19.33	5.0	20.5	19.60	19.66	19.62	4.0	20.5
			8	4	19.47	19.49	19.49	5.0	20.5	19.65	19.71	19.72	4.0	20.5
			8	7	19.45	19.46	19.44	5.0	20.5	19.67	19.75	19.72	4.0	20.5
			15	0	19.41	19.41	19.34	5.0	20.5	19.61	19.68	19.68	4.0	20.5
			1	0	24.61	24.35	24.36	0.0	25.5	23.57	23.69	23.63	0.0	24.5
			1	3	24.64	24.40	24.38	0.0	25.5	23.54	23.74	23.67	0.0	24.5
16QAM		1	5	24.56	24.39	24.39	0.0	25.5	23.51	23.69	23.62	0.0	24.5	
		3	0	24.60	24.36	24.36	0.0	25.5	23.55	23.68	23.61	0.0	24.5	
		3	1	24.62	24.37	24.33	0.0	25.5	23.55	23.69	23.62	0.0	24.5	
		3	3	24.62	24.36	24.33	0.0	25.5	23.56	23.73	23.61	0.0	24.5	
		6	0	23.58	23.33	23.32	1.0	24.5	23.56	23.63	23.61	0.0	24.5	
		1	0	23.83	23.66	23.63	1.0	24.5	23.74	24.09	23.98	0.0	24.5	
64QAM		1	3	23.88	23.73	23.69	1.0	24.5	23.85	24.07	24.05	0.0	24.5	
		1	5	23.95	23.72	23.62	1.0	24.5	23.79	24.07	23.99	0.0	24.5	
		3	0	23.77	23.63	23.53	1.0	24.5	23.74	23.85	23.82	0.0	24.5	
		3	1	23.79	23.60	23.54	1.0	24.5	23.68	23.88	23.83	0.0	24.5	
		3	3	23.80	23.57	23.54	1.0	24.5	23.70	23.89	23.83	0.0	24.5	
		6	0	22.64	22.44	22.43	2.0	23.5	22.63	22.69	22.72	0.0	24.5	
256QAM		1	0	22.68	22.69	22.74	2.0	23.5	22.51	22.60	22.83	1.0	23.5	
		1	3	22.70	22.72	22.56	2.0	23.5	22.58	22.80	22.89	1.0	23.5	
		1	5	22.68	22.72	22.51	2.0	23.5	22.55	22.82	22.89	1.0	23.5	
		3	0	22.52	22.53	22.52	2.0	23.5	22.61	22.86	22.77	1.0	23.5	
		3	1	22.56	22.52	22.51	2.0	23.5	22.62	22.85	22.76	1.0	23.5	
		3	3	22.53	22.52	22.55	2.0	23.5	22.63	22.84	22.76	1.0	23.5	
256QAM		6	0	21.53	21.51	21.58	3.0	22.5	21.47	21.72	21.75	1.0	23.5	
		1	0	19.71	19.52	19.59	5.0	20.5	19.68	19.46	19.50	4.0	20.5	
		1	3	19.56	19.55	19.88	5.0	20.5	19.69	19.54	19.57	4.0	20.5	
		1	5	19.59	19.52	19.85	5.0	20.5	19.64	19.66	19.68	4.0	20.5	
		3	0	19.47	19.49	19.59	5.0	20.5	19.51	19.39	19.47	4.0	20.5	
		3	1	19.92	19.50	19.63	5.0	20.5	19.52	19.44	19.50	4.0	20.5	
256QAM	3	3	19.76	19.49	19.46	5.0	20.5	19.51	19.51	19.56	4.0	20.5		
	6	0	19.64	19.50	19.42	5.0	20.5	19.60	19.50	19.44	4.0	20.5		

LTE Band 12 Measured Results

BW (MHz)	Mode	RB Allocation	RB offset	Maximum Allowed Average Power (dBm)						
				DSI = 0, 1, 2, 3, 4					MPR	Tune-up Limit
				Measured Pwr (dBm)			MPR	Tune-up Limit		
				23060 704 MHz	23095 707.5 MHz	23130 711 MHz				
10 MHz	QPSK	1	0		23.82		0.0	25.0		
		1	25		23.77		0.0	25.0		
		1	49		23.82		0.0	25.0		
		25	0		22.71		1.0	24.0		
		25	12		22.68		1.0	24.0		
		25	25		22.71		1.0	24.0		
	16QAM	50	0		22.68		1.0	24.0		
		1	0		22.99		1.0	24.0		
		1	25		23.12		1.0	24.0		
		1	49		23.35		1.0	24.0		
		25	0		21.55		2.0	23.0		
		25	12		21.69		2.0	23.0		
	64QAM	25	25		21.72		2.0	23.0		
		50	0		21.68		2.0	23.0		
		1	0		21.86		2.0	23.0		
		1	25		21.86		2.0	23.0		
		1	49		22.05		2.0	23.0		
		25	0		20.57		3.0	22.0		
	256QAM	25	12		20.69		3.0	22.0		
		25	25		20.82		3.0	22.0		
50		0		20.67		3.0	22.0			
1		0		18.86		5.0	20.0			
1		25		18.88		5.0	20.0			
1		49		18.76		5.0	20.0			
5 MHz	QPSK	25	0		18.57		5.0	20.0		
		25	12		18.69		5.0	20.0		
		25	25		18.71		5.0	20.0		
		50	0		18.69		5.0	20.0		
		1	0		23.44	23.68	23.90	0.0	25.0	
		1	12		23.52	23.82	24.01	0.0	25.0	
	16QAM	1	24		23.50	23.73	23.92	0.0	25.0	
		12	0		22.47	22.70	22.85	1.0	24.0	
		12	7		22.58	22.73	22.90	1.0	24.0	
		12	13		22.54	22.78	22.92	1.0	24.0	
		25	0		22.57	22.69	22.86	1.0	24.0	
		1	0		22.93	23.05	23.21	1.0	24.0	
	64QAM	1	12		23.00	23.20	23.38	1.0	24.0	
		1	24		22.97	23.13	23.34	1.0	24.0	
12		0		21.45	21.66	21.96	2.0	23.0		
12		7		21.55	21.71	21.99	2.0	23.0		
12		13		21.53	21.76	22.02	2.0	23.0		
25		0		21.61	21.68	21.89	2.0	23.0		
256QAM	1	0		21.64	21.70	22.04	2.0	23.0		
	1	12		21.77	21.93	21.98	2.0	23.0		
	1	24		21.74	21.86	21.96	2.0	23.0		
	12	0		20.48	20.74	20.67	3.0	22.0		
	12	7		20.74	20.74	20.74	3.0	22.0		
	12	13		20.80	20.81	20.78	3.0	22.0		
256QAM	25	0		20.70	20.69	20.68	3.0	22.0		
	1	0		18.68	18.71	18.65	5.0	20.0		
	1	12		18.88	18.96	18.84	5.0	20.0		
	1	24		18.80	18.86	18.74	5.0	20.0		
	12	0		18.68	18.71	18.71	5.0	20.0		
	12	7		18.74	18.73	18.73	5.0	20.0		
256QAM	12	13		18.79	18.79	18.78	5.0	20.0		
	25	0		18.70	18.71	18.70	5.0	20.0		

LTE Band 12 Measured Results (Continued)

BW (MHz)	Mode	RB Allocation	RB offset	Measured Pwr (dBm)			MPR	Tune-up Limit	
				23025	23095	23165			
				700.5 MHz	707.5 MHz	714.5 MHz			
3 MHz	QPSK	1	0	23.44	23.66	23.90	0.0	25.0	
		1	8	23.51	23.75	24.01	0.0	25.0	
		1	14	23.43	23.68	23.87	0.0	25.0	
		8	0	22.42	22.67	22.85	1.0	24.0	
		8	4	22.53	22.70	22.89	1.0	24.0	
		8	7	22.50	22.78	22.98	1.0	24.0	
	16QAM	15	0	22.51	22.68	22.86	1.0	24.0	
		1	0	22.81	23.08	23.26	1.0	24.0	
		1	8	22.85	23.21	23.33	1.0	24.0	
		1	14	22.75	23.14	23.30	1.0	24.0	
		8	0	21.48	21.74	21.96	2.0	23.0	
		8	4	21.64	21.81	22.00	2.0	23.0	
	64QAM	8	7	21.61	21.88	22.07	2.0	23.0	
		15	0	21.51	21.70	21.91	2.0	23.0	
		1	0	21.62	21.95	22.08	2.0	23.0	
		1	8	21.54	21.86	21.98	2.0	23.0	
		1	14	21.67	21.85	21.99	2.0	23.0	
		8	0	20.05	19.75	19.97	3.0	22.0	
	256QAM	8	4	20.60	20.72	20.94	3.0	22.0	
		8	7	19.62	19.84	21.01	3.0	22.0	
		15	0	20.55	20.68	20.88	3.0	22.0	
1		0	18.51	18.72	18.95	5.0	20.0		
1		8	18.65	18.85	19.08	5.0	20.0		
1		14	18.57	18.77	18.96	5.0	20.0		
256QAM	8	0	18.46	18.70	18.92	5.0	20.0		
	8	4	18.57	18.74	18.95	5.0	20.0		
	8	7	18.56	18.80	19.06	5.0	20.0		
	15	0	18.55	18.69	18.90	5.0	20.0		
	1.4 MHz	QPSK	1	0	23.42	23.70	23.90	0.0	25.0
			1	3	23.45	23.78	23.94	0.0	25.0
1			5	23.42	23.73	23.90	0.0	25.0	
3			0	23.44	23.71	23.87	0.0	25.0	
3			1	23.41	23.70	23.92	0.0	25.0	
3			3	23.41	23.74	23.87	0.0	25.0	
16QAM		6	0	22.43	22.71	22.79	1.0	24.0	
		1	0	22.78	23.04	23.26	1.0	24.0	
		1	3	22.78	23.10	23.31	1.0	24.0	
		1	5	22.76	23.09	23.30	1.0	24.0	
		3	0	22.61	22.86	23.08	1.0	24.0	
		3	1	22.61	22.91	23.15	1.0	24.0	
64QAM		3	3	22.64	22.91	23.15	1.0	24.0	
		6	0	21.47	21.83	21.90	2.0	23.0	
		1	0	21.51	21.73	22.09	2.0	23.0	
		1	3	21.82	21.93	22.01	2.0	23.0	
		1	5	21.61	21.92	22.10	2.0	23.0	
		3	0	21.68	21.79	20.92	2.0	23.0	
256QAM		3	1	21.45	21.82	22.02	2.0	23.0	
		3	3	21.72	21.81	20.97	2.0	23.0	
		6	0	20.39	20.69	20.86	3.0	22.0	
	1	0	18.53	18.70	18.96	5.0	20.0		
	1	3	18.53	18.86	19.04	5.0	20.0		
	1	5	18.50	18.84	19.04	5.0	20.0		
256QAM	3	0	18.45	18.65	18.87	5.0	20.0		
	3	1	18.48	18.66	18.96	5.0	20.0		
	3	3	18.44	18.71	18.94	5.0	20.0		
	6	0	18.31	18.72	18.81	5.0	20.0		

LTE Band 13 Measured Results

BW (MHz)	Mode	RB Allocation	RB offset	Maximum Allowed Average Power (dBm)				
				DSI = 0, 1, 2, 3, 4				
				Measured Pwr (dBm)			MPR	Tune-up Limit
				23230	782 MHz			
10 MHz	QPSK	1	0		23.93		0.0	25.0
		1	25		23.93		0.0	25.0
		1	49		23.85		0.0	25.0
		25	0		22.90		1.0	24.0
		25	12		22.85		1.0	24.0
		25	25		22.90		1.0	24.0
	16QAM	50	0		22.78		1.0	24.0
		1	0		23.12		1.0	24.0
		1	25		23.22		1.0	24.0
		1	49		23.19		1.0	24.0
		25	0		21.85		2.0	23.0
		25	12		21.87		2.0	23.0
	64QAM	25	25		21.93		2.0	23.0
		50	0		21.78		2.0	23.0
		1	0		21.95		2.0	23.0
		1	25		21.91		2.0	23.0
		1	49		21.75		2.0	23.0
		25	0		21.86		3.0	22.0
	256QAM	25	12		21.88		3.0	22.0
		25	25		21.93		3.0	22.0
50		0		21.83		3.0	22.0	
1		0		18.73		5.0	20.0	
1		25		19.18		5.0	20.0	
1		49		18.92		5.0	20.0	
5 MHz	QPSK	25	0		18.82		5.0	20.0
		25	12		18.89		5.0	20.0
		25	25		18.96		5.0	20.0
		50	0		18.88		5.0	20.0
		1	0		23.81		0.0	25.0
		1	12		23.91		0.0	25.0
	16QAM	1	24		23.87		0.0	25.0
		12	0		22.77		1.0	24.0
		12	7		22.83		1.0	24.0
		12	13		22.86		1.0	24.0
		25	0		22.79		1.0	24.0
		1	0		23.22		1.0	24.0
64QAM	1	12		23.31		1.0	24.0	
	1	24		23.27		1.0	24.0	
	12	0		21.80		2.0	23.0	
	12	7		21.84		2.0	23.0	
	12	13		21.92		2.0	23.0	
	25	0		21.79		2.0	23.0	
256QAM	1	0		22.08		2.0	23.0	
	1	12		21.84		2.0	23.0	
	1	24		21.99		2.0	23.0	
	12	0		20.86		3.0	22.0	
	12	7		20.94		3.0	22.0	
	12	13		20.99		3.0	22.0	
256QAM	25	0		20.95		3.0	22.0	
	1	0		18.75		5.0	20.0	
	1	12		19.00		5.0	20.0	
	1	24		18.89		5.0	20.0	
	12	0		18.79		5.0	20.0	
	12	7		18.86		5.0	20.0	
		12	13		18.88		5.0	20.0
		25	0		18.80		5.0	20.0

LTE Band 25 Measured Results

BW (MHz)	Mode	RB Allocation	RB offset	Maximum Allowed Average Power (dBm)																	
				DSI = 0, 2						DSI = 3						DSI = 1, 4					
				Measured Pwr (dBm)			MPR	Tune-up Limit	Measured Pwr (dBm)			MPR	Tune-up Limit	Measured Pwr (dBm)			MPR	Tune-up Limit			
				26140	26365	26590			26140	26365	26590			26140	26365	26590					
1860 MHz	1882.5 MHz	1905 MHz	1860 MHz	1882.5 MHz	1905 MHz	1860 MHz	1882.5 MHz	1905 MHz													
20 MHz	QPSK	1	0	23.74	23.72	23.77	0.0	24.5	16.81	16.89	16.95	0.0	17.5	19.59	19.73	19.74	0.0	20.5			
		1	49	23.81	23.66	23.92	0.0	24.5	16.84	16.97	16.99	0.0	17.5	19.66	19.76	19.77	0.0	20.5			
		1	99	23.80	23.77	23.55	0.0	24.5	16.95	16.98	16.93	0.0	17.5	19.72	19.73	19.63	0.0	20.5			
		50	0	22.77	22.68	22.80	1.0	23.5	16.80	16.94	16.96	0.0	17.5	19.56	19.68	19.71	0.0	20.5			
		50	24	22.83	22.68	22.95	1.0	23.5	16.87	16.94	16.95	0.0	17.5	19.68	19.69	19.70	0.0	20.5			
		50	50	22.74	22.66	22.98	1.0	23.5	16.94	16.94	17.11	0.0	17.5	19.68	19.69	19.72	0.0	20.5			
	16QAM	100	0	22.73	22.59	22.87	1.0	23.5	16.78	16.83	16.89	0.0	17.5	19.57	19.61	19.62	0.0	20.5			
		1	0	22.96	23.05	23.21	1.0	23.5	17.00	17.36	17.28	0.0	17.5	19.95	20.10	20.03	0.0	20.5			
		1	49	23.18	23.08	23.45	1.0	23.5	17.16	17.48	17.36	0.0	17.5	20.06	20.24	20.02	0.0	20.5			
		1	99	23.13	23.18	22.89	1.0	23.5	17.20	17.47	17.40	0.0	17.5	20.12	20.13	19.96	0.0	20.5			
		50	0	21.77	21.70	21.83	2.0	22.5	16.79	16.95	17.00	0.0	17.5	19.54	19.67	19.72	0.0	20.5			
		50	24	21.83	21.68	21.99	2.0	22.5	16.88	16.95	16.98	0.0	17.5	19.64	19.71	19.70	0.0	20.5			
	64QAM	50	50	21.76	21.68	22.01	2.0	22.5	16.90	16.98	16.93	0.0	17.5	19.67	19.66	19.57	0.0	20.5			
		100	0	21.74	21.59	21.87	2.0	22.5	16.74	16.82	16.88	0.0	17.5	19.59	19.57	19.59	0.0	20.5			
		1	0	22.02	22.01	22.00	2.0	22.5	16.96	17.04	17.18	0.0	17.5	19.78	19.87	19.94	0.0	20.5			
		1	49	22.11	21.84	22.15	2.0	22.5	17.08	17.20	17.21	0.0	17.5	19.85	19.98	20.14	0.0	20.5			
		1	99	22.08	21.94	22.21	2.0	22.5	17.04	17.21	17.10	0.0	17.5	19.88	19.96	19.84	0.0	20.5			
		50	0	20.80	20.73	20.86	3.0	21.5	16.73	16.96	16.96	0.0	17.5	19.56	19.73	19.74	0.0	20.5			
	256QAM	50	24	20.77	20.73	20.89	3.0	21.5	16.84	17.00	16.92	0.0	17.5	19.68	19.72	19.72	0.0	20.5			
		50	50	20.78	20.69	20.98	3.0	21.5	16.89	16.98	16.90	0.0	17.5	19.68	19.69	19.63	0.0	20.5			
		100	0	20.68	20.63	20.83	3.0	21.5	16.77	16.86	16.86	0.0	17.5	19.58	19.62	19.65	0.0	20.5			
		1	0	18.67	18.47	18.52	5.0	19.5	16.62	16.65	16.58	0.0	17.5	18.00	18.02	18.11	1.0	19.5			
		1	49	19.14	18.79	19.05	5.0	19.5	17.11	17.20	16.99	0.0	17.5	18.44	18.36	18.35	1.0	19.5			
		1	99	18.74	18.62	18.92	5.0	19.5	16.85	16.84	16.68	0.0	17.5	18.16	18.02	18.00	1.0	19.5			
15 MHz	QPSK	50	0	18.74	18.55	18.68	5.0	19.5	16.57	16.73	16.79	0.0	17.5	18.00	18.05	18.09	1.0	19.5			
		50	24	18.90	18.68	18.85	5.0	19.5	16.87	16.91	16.95	0.0	17.5	18.14	18.21	18.22	1.0	19.5			
		50	50	18.83	18.62	18.92	5.0	19.5	16.83	16.87	16.85	0.0	17.5	18.16	18.17	18.11	1.0	19.5			
		100	0	18.83	18.59	18.79	5.0	19.5	16.75	16.80	16.88	0.0	17.5	18.09	18.12	18.15	1.0	19.5			
		16QAM	1	0	23.37	23.63	23.74	0.0	24.5	16.53	16.94	16.93	0.0	17.5	19.50	19.90	19.88	0.0	20.5		
			1	37	23.77	23.61	23.52	0.0	24.5	16.88	17.02	16.90	0.0	17.5	19.85	19.98	19.91	0.0	20.5		
	1		74	23.65	23.68	23.02	0.0	24.5	16.79	16.97	16.86	0.0	17.5	19.77	19.91	19.89	0.0	20.5			
	36		0	22.58	22.51	22.67	1.0	23.5	16.65	16.82	16.82	0.0	17.5	19.62	19.76	19.81	0.0	20.5			
	36		20	22.65	22.59	22.74	1.0	23.5	16.85	16.92	16.94	0.0	17.5	19.83	19.88	19.95	0.0	20.5			
	36		39	22.66	22.61	22.57	1.0	23.5	16.82	16.94	16.94	0.0	17.5	19.82	19.87	19.93	0.0	20.5			
	64QAM	75	0	22.58	22.55	22.74	1.0	23.5	16.76	16.85	16.89	0.0	17.5	19.72	19.79	19.87	0.0	20.5			
		1	0	22.71	22.81	23.16	1.0	23.5	16.83	17.14	17.30	0.0	17.5	19.83	20.23	20.11	0.0	20.5			
		1	37	23.10	22.85	22.87	1.0	23.5	17.14	17.30	17.34	0.0	17.5	20.18	20.19	20.25	0.0	20.5			
		1	74	22.95	22.93	22.42	1.0	23.5	17.08	17.22	17.31	0.0	17.5	20.08	20.09	20.27	0.0	20.5			
		36	0	21.61	21.54	21.68	2.0	22.5	16.67	16.84	16.86	0.0	17.5	19.64	19.80	19.82	0.0	20.5			
		36	20	21.67	21.62	21.82	2.0	22.5	16.87	16.97	16.96	0.0	17.5	19.82	19.95	19.93	0.0	20.5			
	256QAM	36	39	21.68	21.64	21.77	2.0	22.5	16.87	16.93	16.96	0.0	17.5	19.82	19.91	19.95	0.0	20.5			
		75	0	21.59	21.56	21.77	2.0	22.5	16.80	16.86	16.92	0.0	17.5	19.78	19.85	19.90	0.0	20.5			
		1	0	21.74	21.95	21.93	2.0	22.5	16.67	17.21	17.17	0.0	17.5	19.42	20.00	19.98	0.0	20.5			
		1	37	21.96	21.92	22.09	2.0	22.5	17.01	17.26	17.23	0.0	17.5	19.76	20.03	19.92	0.0	20.5			
		1	74	21.84	21.91	22.15	2.0	22.5	16.95	17.21	17.12	0.0	17.5	19.66	19.98	19.88	0.0	20.5			
		36	0	20.74	20.50	20.67	3.0	21.5	16.64	16.81	16.87	0.0	17.5	19.46	19.63	19.60	0.0	20.5			
	256QAM	36	20	20.85	20.61	20.82	3.0	21.5	16.83	16.96	16.94	0.0	17.5	19.64	19.74	19.71	0.0	20.5			
		36	39	20.79	20.58	20.93	3.0	21.5	16.86	16.95	16.95	0.0	17.5	19.66	19.73	19.71	0.0	20.5			
75		0	20.64	20.54	20.76	3.0	21.5	16.76	16.87	16.88	0.0	17.5	19.59	19.67	19.66	0.0	20.5				
1		0	18.23	18.02	18.24	5.0	19.5	16.52	16.73	16.84	0.0	17.5	18.00	18.09	18.10	1.0	19.5				
1		37	18.67	18.26	18.73	5.0	19.5	16.92	17.10	17.02	0.0	17.5	18.20	18.47	18.40	1.0	19.5				
1		74	18.50	18.16	18.66	5.0	19.5	16.82	16.90	16.94	0.0	17.5	18.13	18.27	18.13	1.0	19.5				
256QAM	36	0	18.30	18.15	18.32	5.0	19.5	16.63	16.78	16.79	0.0	17.5	18.04	18.11	18.10	1.0	19.5				
	36	20	18.39	18.24	18.46	5.0	19.5	16.85	16.90	16.92	0.0	17.5	18.15	18.23	18.21	1.0	19.5				
	36	39	18.41	18.24	18.59	5.0	19.5	16.84	16.89	16.92	0.0	17.5	18.15	18.21	18.21	1.0	19.5				
	75	0	18.33	18.20	18.39	5.0	19.5	16.77	16.84	16.89	0.0	17.5	18.09	18.17	18.16	1.0	19.5				

LTE Band 25 Measured Results (Continued)

BW (MHz)	Mode	RB Allocation	RB offset	Measured Pwr (dBm)			MPR	Tune-up Limit	Measured Pwr (dBm)			MPR	Tune-up Limit	Measured Pwr (dBm)			MPR	Tune-up Limit
				26090	26365	26640			26090	26365	26640			26090	26365	26640		
				1855 MHz	1882.5 MHz	1910 MHz			1855 MHz	1882.5 MHz	1910 MHz			1855 MHz	1882.5 MHz	1910 MHz		
10 MHz	QPSK	1	0	23.50	23.40	23.83	0.0	24.5	16.57	16.74	16.94	0.0	17.5	19.60	19.71	19.93	0.0	20.5
		1	25	23.80	23.62	23.64	0.0	24.5	16.88	17.08	16.99	0.0	17.5	19.86	20.07	19.98	0.0	20.5
		1	49	23.54	23.41	23.16	0.0	24.5	16.61	16.78	16.94	0.0	17.5	19.64	19.77	19.97	0.0	20.5
		25	0	22.67	22.55	22.78	1.0	23.5	16.69	16.91	16.95	0.0	17.5	19.71	19.90	19.90	0.0	20.5
		25	12	22.73	22.65	22.88	1.0	23.5	16.89	17.01	17.04	0.0	17.5	19.93	20.02	20.02	0.0	20.5
	16QAM	25	25	22.70	22.59	22.75	1.0	23.5	16.84	16.97	16.99	0.0	17.5	19.88	19.96	20.00	0.0	20.5
		50	0	22.64	22.58	22.89	1.0	23.5	16.79	16.96	16.94	0.0	17.5	19.83	19.91	19.95	0.0	20.5
		1	0	22.86	22.70	23.11	1.0	23.5	16.88	17.14	17.36	0.0	17.5	19.92	20.12	20.11	0.0	20.5
		1	25	23.14	22.96	22.97	1.0	23.5	17.19	17.35	17.39	0.0	17.5	20.20	20.17	20.12	0.0	20.5
		1	49	22.89	22.76	22.53	1.0	23.5	17.02	17.15	17.44	0.0	17.5	19.99	20.04	20.09	0.0	20.5
	64QAM	25	0	21.71	21.58	21.80	2.0	22.5	16.72	16.95	16.92	0.0	17.5	19.72	19.91	19.92	0.0	20.5
		25	12	21.74	21.68	21.95	2.0	22.5	16.92	17.05	17.06	0.0	17.5	19.93	20.02	20.02	0.0	20.5
		25	25	21.72	21.64	21.96	2.0	22.5	16.92	17.02	17.01	0.0	17.5	19.89	19.96	20.02	0.0	20.5
		50	0	21.66	21.58	21.92	2.0	22.5	16.84	16.92	16.94	0.0	17.5	19.87	19.97	19.96	0.0	20.5
		1	0	21.86	21.55	21.81	2.0	22.5	16.68	16.94	17.14	0.0	17.5	19.55	19.72	19.93	0.0	20.5
	256QAM	1	25	21.99	21.85	22.34	2.0	22.5	17.03	17.25	17.25	0.0	17.5	19.89	20.03	19.96	0.0	20.5
		1	49	21.86	21.59	21.77	2.0	22.5	16.80	16.99	17.18	0.0	17.5	19.64	19.76	19.91	0.0	20.5
		25	0	20.59	20.64	20.81	3.0	21.5	16.73	16.86	16.94	0.0	17.5	19.54	19.74	19.69	0.0	20.5
		25	12	20.83	20.68	20.94	3.0	21.5	16.93	17.01	17.05	0.0	17.5	19.73	19.82	19.81	0.0	20.5
		25	25	20.61	20.63	21.01	3.0	21.5	16.86	16.98	16.96	0.0	17.5	19.68	19.76	19.73	0.0	20.5
	16QAM	50	0	20.83	20.59	20.82	3.0	21.5	16.83	16.89	16.96	0.0	17.5	19.64	19.74	19.69	0.0	20.5
		1	0	18.31	18.12	18.26	5.0	19.5	16.56	16.81	16.85	0.0	17.5	18.17	18.08	18.09	1.0	19.5
		1	25	18.64	18.41	18.74	5.0	19.5	16.96	17.15	17.10	0.0	17.5	18.29	18.45	18.42	1.0	19.5
		1	49	18.38	18.18	18.50	5.0	19.5	16.66	16.73	16.76	0.0	17.5	18.03	18.08	18.04	1.0	19.5
		25	0	18.42	18.23	18.47	5.0	19.5	16.73	16.92	16.92	0.0	17.5	18.06	18.23	18.20	1.0	19.5
64QAM	25	12	18.56	18.34	18.63	5.0	19.5	16.90	17.05	17.07	0.0	17.5	18.23	18.33	18.30	1.0	19.5	
	25	25	18.47	18.30	18.68	5.0	19.5	16.86	16.97	17.01	0.0	17.5	18.20	18.29	18.25	1.0	19.5	
	50	0	18.46	18.26	18.55	5.0	19.5	16.80	16.94	16.96	0.0	17.5	18.13	18.25	18.20	1.0	19.5	

BW (MHz)	Mode	RB Allocation	RB offset	Measured Pwr (dBm)			MPR	Tune-up Limit	Measured Pwr (dBm)			MPR	Tune-up Limit	Measured Pwr (dBm)			MPR	Tune-up Limit
				26065	26365	26665			26065	26365	26665			26065	26365	26665		
				1852.5 MHz	1882.5 MHz	1912.5 MHz			1852.5 MHz	1882.5 MHz	1912.5 MHz			1852.5 MHz	1882.5 MHz	1912.5 MHz		
5 MHz	QPSK	1	0	23.66	23.59	23.90	0.0	24.5	16.74	16.92	16.96	0.0	17.5	19.71	19.94	19.96	0.0	20.5
		1	12	23.78	23.66	23.79	0.0	24.5	16.92	17.05	17.00	0.0	17.5	19.86	20.07	20.06	0.0	20.5
		1	24	23.75	23.62	23.33	0.0	24.5	16.81	17.05	16.96	0.0	17.5	19.83	20.04	19.98	0.0	20.5
		12	0	22.76	22.59	22.89	1.0	23.5	16.82	16.88	16.97	0.0	17.5	19.83	19.94	19.97	0.0	20.5
		12	7	22.73	22.66	22.99	1.0	23.5	16.89	16.95	17.05	0.0	17.5	19.90	20.01	20.03	0.0	20.5
	16QAM	12	13	22.74	22.65	22.87	1.0	23.5	16.86	17.01	17.01	0.0	17.5	19.89	20.10	20.05	0.0	20.5
		25	0	22.68	22.60	22.94	1.0	23.5	16.80	16.91	16.96	0.0	17.5	19.84	19.96	20.02	0.0	20.5
		1	0	23.19	22.95	23.10	1.0	23.5	17.10	17.25	17.36	0.0	17.5	20.22	20.17	20.22	0.0	20.5
		1	12	23.26	23.06	23.07	1.0	23.5	17.17	17.44	17.47	0.0	17.5	20.24	20.08	20.24	0.0	20.5
		1	24	23.22	23.03	22.63	1.0	23.5	17.19	17.34	17.44	0.0	17.5	20.17	20.17	20.18	0.0	20.5
	64QAM	12	0	21.71	21.58	21.99	2.0	22.5	16.80	16.90	16.99	0.0	17.5	19.83	20.04	20.00	0.0	20.5
		12	7	21.66	21.64	22.15	2.0	22.5	16.87	16.98	17.06	0.0	17.5	19.89	20.10	20.08	0.0	20.5
		12	13	21.68	21.63	22.10	2.0	22.5	16.89	17.06	17.09	0.0	17.5	19.92	20.17	20.07	0.0	20.5
		25	0	21.73	21.61	22.04	2.0	22.5	16.83	16.94	17.00	0.0	17.5	19.90	19.99	20.00	0.0	20.5
		1	0	21.73	21.14	21.56	2.0	22.5	16.80	17.17	17.20	0.0	17.5	19.68	19.90	19.89	0.0	20.5
	256QAM	1	12	21.95	21.24	21.74	2.0	22.5	16.90	17.33	17.25	0.0	17.5	19.79	19.99	19.96	0.0	20.5
		1	24	21.81	22.10	22.06	2.0	22.5	16.95	17.29	17.22	0.0	17.5	19.77	19.98	19.93	0.0	20.5
		12	0	20.92	20.53	20.93	3.0	21.5	16.84	16.98	17.02	0.0	17.5	19.64	19.76	19.73	0.0	20.5
		12	7	20.69	20.66	21.16	3.0	21.5	16.93	17.06	17.09	0.0	17.5	19.72	19.80	19.79	0.0	20.5
		12	13	20.66	20.72	21.11	3.0	21.5	16.92	17.13	17.09	0.0	17.5	19.69	19.89	19.79	0.0	20.5
	16QAM	25	0	20.74	20.88	21.03	3.0	21.5	16.89	16.99	17.05	0.0	17.5	19.65	19.74	19.74	0.0	20.5
		1	0	18.49	18.39	18.71	5.0	19.5	16.81	17.11	17.02	0.0	17.5	18.10	18.31	18.34	1.0	19.5
		1	12	18.56	18.47	18.89	5.0	19.5	16.93	17.30	17.20	0.0	17.5	18.26	18.48	18.48	1.0	19.5
		1	24	18.55	18.33	18.83	5.0	19.5	16.99	17.27	17.15	0.0	17.5	18.26	18.45	18.39	1.0	19.5
		12	0	18.48	18.25	18.64	5.0	19.5	16.82	16.94	17.03	0.0	17.5	18.10	18.24	18.20	1.0	19.5
64QAM	12	7	18.48	18.34	18.78	5.0	19.5	16.92	17.05	17.09	0.0	17.5	18.18	18.28	18.27	1.0	19.5	
	12	13	18.46	18.32	18.78	5.0	19.5	16.88	17.10	17.09	0.0	17.5	18.18	18.36	18.26	1.0	19.5	
	25	0	18.42	18.27	18.75	5.0	19.5	16.85	16.98	17.00	0.0	17.5	18.17	18.24	18.23	1.0	19.5	

LTE Band 25 Measured Results (Continued)

BW (MHz)	Mode	RB Allocation	RB offset	Measured Pwr (dBm)			MPR	Tune-up Limit	Measured Pwr (dBm)			MPR	Tune-up Limit	Measured Pwr (dBm)			MPR	Tune-up Limit	
				26055	26365	26675			26055	26365	26675			26055	26365	26675			
				1851.5 MHz	1882.5 MHz	1913.5 MHz			1851.5 MHz	1882.5 MHz	1913.5 MHz			1851.5 MHz	1882.5 MHz	1913.5 MHz			
3 MHz	QPSK	1	0	23.67	23.54	23.86	0.0	24.5	16.75	16.88	16.96	0.0	17.5	19.76	19.92	19.91	0.0	20.5	
		1	8	23.82	23.67	23.84	0.0	24.5	16.86	17.02	17.03	0.0	17.5	19.87	20.06	20.05	0.0	20.5	
		1	14	23.70	23.62	23.42	0.0	24.5	16.83	16.95	16.93	0.0	17.5	19.82	20.02	19.97	0.0	20.5	
		8	0	22.73	22.59	22.94	1.0	23.5	16.81	16.89	16.94	0.0	17.5	19.82	19.92	19.99	0.0	20.5	
		8	4	22.70	22.62	23.01	1.0	23.5	16.83	17.02	17.01	0.0	17.5	19.88	20.06	20.06	0.0	20.5	
		8	7	22.71	22.65	22.93	1.0	23.5	16.86	17.03	17.01	0.0	17.5	19.88	20.07	20.06	0.0	20.5	
	16QAM	15	0	22.68	22.63	22.94	1.0	23.5	16.82	16.92	16.95	0.0	17.5	19.85	19.98	20.00	0.0	20.5	
		1	0	23.05	22.92	23.32	1.0	23.5	17.02	17.38	17.24	0.0	17.5	20.16	20.24	20.25	0.0	20.5	
		1	8	23.15	22.99	23.18	1.0	23.5	17.21	17.43	17.27	0.0	17.5	20.23	20.22	20.11	0.0	20.5	
		1	14	23.11	22.92	22.83	1.0	23.5	17.14	17.43	17.27	0.0	17.5	20.15	20.17	20.07	0.0	20.5	
		8	0	21.81	21.67	22.03	2.0	22.5	16.91	16.94	17.00	0.0	17.5	19.92	19.99	20.01	0.0	20.5	
		8	4	21.76	21.72	22.13	2.0	22.5	16.90	17.07	17.01	0.0	17.5	19.98	20.14	20.08	0.0	20.5	
	64QAM	8	7	21.78	21.72	22.18	2.0	22.5	16.92	17.08	17.07	0.0	17.5	19.96	20.12	20.09	0.0	20.5	
		15	0	21.72	21.68	22.08	2.0	22.5	16.87	16.95	17.00	0.0	17.5	19.92	19.98	20.02	0.0	20.5	
		1	0	21.95	21.86	21.90	2.0	22.5	17.00	17.18	17.13	0.0	17.5	19.67	19.85	19.81	0.0	20.5	
		1	8	21.84	21.93	21.92	2.0	22.5	17.10	17.27	17.21	0.0	17.5	19.83	20.03	19.86	0.0	20.5	
		1	14	21.72	21.86	21.68	2.0	22.5	17.07	17.19	17.24	0.0	17.5	19.75	19.98	19.92	0.0	20.5	
		8	0	20.83	20.66	20.98	3.0	21.5	16.90	16.98	17.02	0.0	17.5	19.66	19.74	19.68	0.0	20.5	
	256QAM	8	4	20.83	20.71	21.02	3.0	21.5	16.94	17.12	17.10	0.0	17.5	19.67	19.87	19.72	0.0	20.5	
		8	7	20.82	20.68	21.09	3.0	21.5	16.94	17.15	17.09	0.0	17.5	19.68	19.88	19.75	0.0	20.5	
		15	0	20.81	20.64	21.07	3.0	21.5	16.91	17.02	17.03	0.0	17.5	19.65	19.74	19.71	0.0	20.5	
		1	0	18.56	18.26	18.75	5.0	19.5	16.96	17.00	17.00	0.0	17.5	18.13	18.27	18.30	1.0	19.5	
		1	8	18.68	18.41	18.94	5.0	19.5	17.12	17.22	17.10	0.0	17.5	18.26	18.46	18.28	1.0	19.5	
		1	14	18.53	18.36	18.89	5.0	19.5	17.10	17.16	17.08	0.0	17.5	18.22	18.43	18.31	1.0	19.5	
	1.4 MHz	QPSK	8	0	18.47	18.27	18.67	5.0	19.5	16.85	16.99	16.96	0.0	17.5	18.11	18.19	18.22	1.0	19.5
			8	4	18.48	18.31	18.80	5.0	19.5	16.88	17.08	17.03	0.0	17.5	18.16	18.35	18.26	1.0	19.5
			8	7	18.46	18.33	18.81	5.0	19.5	16.90	17.09	17.05	0.0	17.5	18.16	18.36	18.23	1.0	19.5
			15	0	18.42	18.28	18.77	5.0	19.5	16.83	16.97	17.00	0.0	17.5	18.14	18.22	18.18	1.0	19.5
			1	0	23.70	23.50	23.93	0.0	24.5	16.78	16.93	16.88	0.0	17.5	19.82	19.97	19.95	0.0	20.5
			1	3	23.74	23.57	23.76	0.0	24.5	16.76	16.98	16.93	0.0	17.5	19.86	19.97	19.98	0.0	20.5
16QAM		1	5	23.73	23.57	23.52	0.0	24.5	16.81	16.98	16.93	0.0	17.5	19.85	20.05	19.98	0.0	20.5	
		3	0	23.70	23.52	23.69	0.0	24.5	16.75	16.97	16.92	0.0	17.5	19.82	20.02	19.95	0.0	20.5	
		3	1	23.70	23.56	23.59	0.0	24.5	16.81	16.95	16.91	0.0	17.5	19.84	20.02	19.96	0.0	20.5	
		3	3	23.75	23.57	23.51	0.0	24.5	16.80	16.99	16.95	0.0	17.5	19.81	20.00	19.95	0.0	20.5	
		6	0	22.72	22.54	22.78	1.0	23.5	16.79	16.97	16.93	0.0	17.5	19.81	20.00	19.97	0.0	20.5	
		1	0	23.06	22.76	23.13	1.0	23.5	17.11	17.25	17.17	0.0	17.5	20.17	20.09	20.06	0.0	20.5	
64QAM		1	3	23.11	22.83	23.04	1.0	23.5	17.12	17.31	17.25	0.0	17.5	20.10	20.25	20.11	0.0	20.5	
		1	5	23.16	22.78	22.83	1.0	23.5	17.11	17.31	17.21	0.0	17.5	20.10	20.23	20.02	0.0	20.5	
		3	0	22.91	22.74	22.93	1.0	23.5	16.95	17.16	17.08	0.0	17.5	19.96	20.11	20.16	0.0	20.5	
		3	1	22.92	22.75	22.87	1.0	23.5	16.96	17.16	17.09	0.0	17.5	19.97	20.09	20.15	0.0	20.5	
		3	3	22.97	22.74	22.83	1.0	23.5	17.01	17.17	17.14	0.0	17.5	19.91	20.12	20.11	0.0	20.5	
		6	0	21.80	21.61	22.04	2.0	22.5	16.83	17.10	16.99	0.0	17.5	19.90	20.06	20.05	0.0	20.5	
256QAM		1	0	22.43	21.92	21.93	2.0	22.5	17.02	17.24	17.16	0.0	17.5	19.82	19.92	19.96	0.0	20.5	
		1	3	22.49	21.96	21.95	2.0	22.5	17.05	17.21	17.18	0.0	17.5	19.84	19.99	19.96	0.0	20.5	
		1	5	22.50	21.83	21.89	2.0	22.5	16.97	17.30	17.18	0.0	17.5	19.86	19.96	20.00	0.0	20.5	
		3	0	22.45	21.65	21.94	2.0	22.5	16.86	17.07	17.07	0.0	17.5	19.68	19.99	19.82	0.0	20.5	
		3	1	22.48	21.67	22.19	2.0	22.5	16.83	17.09	17.07	0.0	17.5	19.68	20.00	19.83	0.0	20.5	
		3	3	22.48	21.53	21.97	2.0	22.5	16.83	17.11	17.09	0.0	17.5	19.69	19.99	19.85	0.0	20.5	
QPSK		6	0	21.42	20.64	21.49	3.0	21.5	16.83	17.04	16.95	0.0	17.5	19.70	19.93	19.71	0.0	20.5	
		1	0	18.51	18.33	18.73	5.0	19.5	16.98	17.19	17.07	0.0	17.5	18.17	18.40	18.29	1.0	19.5	
		1	3	18.55	18.35	18.83	5.0	19.5	17.02	17.23	17.14	0.0	17.5	18.31	18.47	18.41	1.0	19.5	
		1	5	18.51	18.38	18.80	5.0	19.5	16.90	17.14	17.19	0.0	17.5	18.22	18.47	18.39	1.0	19.5	
		3	0	18.49	18.28	18.75	5.0	19.5	16.81	17.10	16.99	0.0	17.5	18.18	18.38	18.29	1.0	19.5	
		3	1	18.52	18.27	18.73	5.0	19.5	16.82	17.06	17.03	0.0	17.5	18.20	18.38	18.30	1.0	19.5	
16QAM	3	3	18.53	18.28	18.77	5.0	19.5	16.82	17.10	17.05	0.0	17.5	18.19	18.38	18.28	1.0	19.5		
	6	0	18.39	18.35	18.78	5.0	19.5	16.92	17.02	16.98	0.0	17.5	18.13	18.29	18.34	1.0	19.5		

LTE Band 26 Measured Results

BW (MHz)	Mode	RB Allocation	RB offset	Maximum Average Power (dBm)					
				DSI = 0, 1, 2, 3, 4					
				Measured Pwr (dBm)				MPR	Tune-up Limit
				26765 821.5 MHz	26790 824 MHz	26865 831.5 MHz	26965 841.5 MHz		
15 MHz	QPSK	1	0		23.58	23.74		0.0	25.0
		1	37		23.57	23.68		0.0	25.0
		1	74		23.46	23.58		0.0	25.0
		36	0		22.43	22.62		1.0	24.0
		36	20		22.52	22.61		1.0	24.0
		36	39		22.46	22.62		1.0	24.0
		75	0		22.47	22.53		1.0	24.0
	16QAM	1	0		22.83	23.02		1.0	24.0
		1	37		22.82	23.04		1.0	24.0
		1	74		22.73	22.88		1.0	24.0
		36	0		21.42	21.55		2.0	23.0
		36	20		21.56	21.63		2.0	23.0
		36	39		21.52	21.65		2.0	23.0
		75	0		21.47	21.56		2.0	23.0
	64QAM	1	0		21.83	21.93		2.0	23.0
		1	37		21.92	21.89		2.0	23.0
		1	74		21.70	21.81		2.0	23.0
		36	0		20.45	20.61		3.0	22.0
		36	20		20.57	20.71		3.0	22.0
		36	39		20.48	20.64		3.0	22.0
		75	0		20.48	20.58		3.0	22.0
	256QAM	1	0		18.44	18.56		5.0	20.0
		1	37		18.72	18.81		5.0	20.0
		1	74		18.51	18.62		5.0	20.0
		36	0		18.44	18.58		5.0	20.0
		36	20		18.55	18.72		5.0	20.0
		36	39		18.49	18.66		5.0	20.0
		75	0		18.51	18.61		5.0	20.0
BW (MHz)	Mode	RB Allocation	RB offset	Measured Pwr (dBm)				MPR	Tune-up Limit
				26740 819 MHz	26790 824 MHz	26865 831.5 MHz	26990 844 MHz		
10 MHz	QPSK	1	0	23.91	23.73	23.88	23.77	0.0	25.0
		1	25	23.89	23.70	23.88	23.74	0.0	25.0
		1	49	23.80	23.64	23.80	23.63	0.0	25.0
		25	0	22.71	22.51	22.64	22.55	1.0	24.0
		25	12	22.87	22.65	22.76	22.66	1.0	24.0
		25	25	22.81	22.59	22.77	22.66	1.0	24.0
		50	0	22.78	22.60	22.66	22.55	1.0	24.0
	16QAM	1	0	23.21	23.06	23.34	23.08	1.0	24.0
		1	25	23.12	23.03	23.26	23.06	1.0	24.0
		1	49	23.11	22.98	23.16	22.95	1.0	24.0
		25	0	21.68	21.51	21.68	21.54	2.0	23.0
		25	12	21.91	21.66	21.80	21.66	2.0	23.0
		25	25	21.81	21.60	21.80	21.65	2.0	23.0
		50	0	21.83	21.61	21.70	21.58	2.0	23.0
	64QAM	1	0	21.65	21.86	21.33	21.94	2.0	23.0
		1	25	21.76	21.85	21.21	21.98	2.0	23.0
		1	49	21.85	21.75	21.69	21.83	2.0	23.0
		25	0	20.67	20.57	20.67	20.58	3.0	22.0
		25	12	20.87	20.70	20.55	20.74	3.0	22.0
		25	25	20.76	20.62	20.67	20.76	3.0	22.0
		50	0	20.75	20.63	20.71	20.74	3.0	22.0
	256QAM	1	0	18.54	18.54	18.53	18.41	5.0	20.0
		1	25	18.85	18.81	18.97	18.81	5.0	20.0
		1	49	18.59	18.54	18.65	18.45	5.0	20.0
		25	0	18.69	18.58	18.60	18.51	5.0	20.0
		25	12	18.90	18.76	18.71	18.60	5.0	20.0
		25	25	18.78	18.64	18.70	18.59	5.0	20.0
		50	0	18.78	18.68	18.60	18.48	5.0	20.0

Notes:

For Orange box's output power results, There are measured for the test of Part.90.

LTE Band 26 Measured Results (Continued)

BW (MHz)	Mode	RB Allocation	RB offset	Measured Pwr (dBm)				MPR	Tune-up Limit
				26715	26790	26865	27015		
				816.5 MHz	824 MHz	831.5 MHz	846.5 MHz		
5 MHz	QPSK	1	0	23.75	23.64	23.80	23.70	0.0	25.0
		1	12	23.91	23.69	23.92	23.73	0.0	25.0
		1	24	23.79	23.58	23.77	23.64	0.0	25.0
		12	0	22.80	22.54	22.73	22.58	1.0	24.0
		12	7	22.94	22.68	22.79	22.73	1.0	24.0
		12	13	22.89	22.65	22.83	22.69	1.0	24.0
	16QAM	25	0	22.88	22.65	22.72	22.68	1.0	24.0
		1	0	23.24	23.08	23.20	23.04	1.0	24.0
		1	12	23.33	23.14	23.21	23.14	1.0	24.0
		1	24	23.26	23.10	23.17	22.98	1.0	24.0
		12	0	21.83	21.68	21.78	21.64	2.0	23.0
		12	7	21.98	21.80	21.84	21.76	2.0	23.0
	64QAM	12	13	21.95	21.79	21.87	21.74	2.0	23.0
		25	0	21.89	21.69	21.71	21.70	2.0	23.0
		1	0	21.84	21.88	21.82	21.77	2.0	23.0
		1	12	21.83	21.94	22.04	21.79	2.0	23.0
		1	24	21.98	21.89	21.74	21.83	2.0	23.0
		12	0	20.68	20.65	20.72	20.69	3.0	22.0
	256QAM	12	7	20.87	20.73	20.88	20.72	3.0	22.0
		12	13	20.95	20.70	20.79	20.82	3.0	22.0
		25	0	20.96	20.68	20.86	20.75	3.0	22.0
		1	0	18.89	18.66	18.81	18.52	5.0	20.0
		1	12	19.13	18.97	19.02	18.72	5.0	20.0
		1	24	18.97	18.76	18.85	18.57	5.0	20.0
	3 MHz	QPSK	12	0	18.75	18.61	18.69	18.54	5.0
12			7	18.91	18.77	18.76	18.68	5.0	20.0
12			13	18.84	18.70	18.77	18.65	5.0	20.0
25			0	18.83	18.69	18.69	18.61	5.0	20.0
1			0	23.83	23.63	23.73	23.65	0.0	25.0
1			8	23.98	23.71	23.87	23.74	0.0	25.0
16QAM		1	14	23.82	23.60	23.78	23.63	0.0	25.0
		8	0	22.86	22.57	22.75	22.60	1.0	24.0
		8	4	22.93	22.70	22.79	22.73	1.0	24.0
		8	7	22.92	22.69	22.84	22.75	1.0	24.0
		15	0	22.87	22.63	22.73	22.66	1.0	24.0
		1	0	23.15	22.98	23.21	23.02	1.0	24.0
64QAM		1	8	23.26	23.09	23.29	23.04	1.0	24.0
		1	14	23.11	23.01	23.13	22.98	1.0	24.0
		8	0	21.90	21.69	21.81	21.70	2.0	23.0
		8	4	21.95	21.78	21.85	21.81	2.0	23.0
		8	7	21.93	21.76	21.93	21.80	2.0	23.0
		15	0	21.90	21.69	21.77	21.69	2.0	23.0
256QAM		1	0	21.86	21.80	21.95	21.97	2.0	23.0
		1	8	21.86	21.90	21.91	22.03	2.0	23.0
		1	14	21.93	21.78	21.84	21.93	2.0	23.0
		8	0	20.87	20.65	20.79	20.60	3.0	22.0
		8	4	20.98	20.75	20.81	20.71	3.0	22.0
		8	7	21.04	20.71	20.88	20.69	3.0	22.0
QPSK		15	0	20.96	20.72	20.76	20.70	3.0	22.0
	1	0	18.77	18.74	18.72	18.63	5.0	20.0	
	1	8	18.93	18.89	18.94	18.82	5.0	20.0	
	1	14	18.80	18.77	18.81	18.70	5.0	20.0	
	8	0	18.86	18.64	18.74	18.54	5.0	20.0	
	8	4	18.91	18.78	18.77	18.67	5.0	20.0	
16QAM	8	7	18.92	18.74	18.82	18.64	5.0	20.0	
	15	0	18.82	18.72	18.71	18.61	5.0	20.0	

Notes:

For Orange box's output power results, There are measured for the test of Part.90.

LTE Band 26 Measured Results (Continued)

BW (MHz)	Mode	RB Allocation	RB offset	Measured Pwr (dBm)				MFR	Tune-up Limit
				26697	26790	26865	27033		
				814.7 MHz	824 MHz	831.5 MHz	848.3 MHz		
1.4 MHz	QPSK	1	0	23.89	23.52	23.69	23.75	0.0	25.0
		1	3	23.92	23.54	23.79	23.86	0.0	25.0
		1	5	23.87	23.61	23.78	23.81	0.0	25.0
		3	0	23.87	23.54	23.72	23.71	0.0	25.0
		3	1	23.86	23.64	23.82	23.83	0.0	25.0
		3	3	23.87	23.64	23.81	23.85	0.0	25.0
	16QAM	6	0	22.35	22.13	22.23	22.23	1.0	24.0
		1	0	23.31	22.77	22.97	23.07	1.0	24.0
		1	3	23.20	22.78	22.97	23.12	1.0	24.0
		1	5	23.17	22.83	23.02	23.08	1.0	24.0
		3	0	23.07	22.73	22.86	22.90	1.0	24.0
		3	1	23.06	22.79	22.98	23.03	1.0	24.0
	64QAM	3	3	23.06	22.82	22.99	22.99	1.0	24.0
		6	0	21.94	21.72	21.84	21.82	2.0	23.0
		1	0	21.93	21.75	21.99	21.95	2.0	23.0
		1	3	22.18	21.83	22.12	21.98	2.0	23.0
		1	5	22.07	21.77	22.12	21.91	2.0	23.0
		3	0	21.84	21.75	21.93	21.81	2.0	23.0
	256QAM	3	1	21.96	21.80	21.89	21.78	2.0	23.0
		3	3	22.07	21.80	21.95	21.75	2.0	23.0
		6	0	21.13	20.62	21.54	20.64	3.0	22.0
		1	0	18.98	18.73	18.92	18.80	5.0	20.0
		1	3	19.03	18.78	18.47	18.94	5.0	20.0
		1	5	19.00	18.80	18.50	18.96	5.0	20.0
		3	0	18.93	18.66	18.45	18.82	5.0	20.0
		3	1	18.91	18.74	18.45	18.90	5.0	20.0
		3	3	18.93	18.71	18.47	18.93	5.0	20.0
		6	0	18.83	18.60	18.42	18.69	5.0	20.0

Notes:

For Orange box's output power results, There are measured for the test of Part.90.

LTE Band 66 Measured Results

BW (MHz)	Mode	RB Allocation	RB offset	Maximum Allowed Average Power (dBm)														
				DSI = 0, 2					DSI = 3					DSI = 1, 4				
				Measured Pwr (dBm)			MPR	Tune-up Limit	Measured Pwr (dBm)			MPR	Tune-up Limit	Measured Pwr (dBm)			MPR	Tune-up Limit
				132047 1720 MHz	132322 1745 MHz	132572 1770 MHz			132072 1720 MHz	132322 1745 MHz	132572 1770 MHz			132072 1720 MHz	132322 1745 MHz	132572 1770 MHz		
20 MHz	QPSK	1	0	22.65	22.70	22.90	0.0	24.5	16.68	16.75	16.85	0.0	18	18.96	18.99	19.20	0.0	20.5
		1	49	22.99	23.03	22.80	0.0	24.5	17.01	17.04	16.84	0.0	18	19.28	19.31	19.14	0.0	20.5
		1	99	22.77	22.74	22.69	0.0	24.5	16.73	16.73	16.66	0.0	18	19.05	18.99	18.99	0.0	20.5
		50	0	20.97	20.91	20.80	2.0	22.5	16.97	16.93	16.80	0.0	18	19.26	19.22	19.10	0.0	20.5
		50	24	21.04	21.08	20.84	2.0	22.5	17.06	17.09	16.86	0.0	18	19.32	19.33	19.13	0.0	20.5
		50	50	20.96	20.86	20.62	2.0	22.5	16.95	16.89	16.63	0.0	18	19.25	19.17	18.93	0.0	20.5
	16QAM	100	0	20.95	20.90	20.75	2.0	22.5	16.95	16.90	16.78	0.0	18	19.26	19.19	19.05	0.0	20.5
		1	0	22.08	22.00	22.19	1.0	23.5	16.95	17.07	17.23	0.0	18	19.29	19.41	19.55	0.0	20.5
		1	49	22.53	22.49	22.18	1.0	23.5	17.35	17.54	17.16	0.0	18	19.70	19.74	19.59	0.0	20.5
		1	99	22.18	22.00	21.91	1.0	23.5	17.04	17.02	16.95	0.0	18	19.40	19.39	19.29	0.0	20.5
		50	0	20.98	20.96	20.81	2.0	22.5	16.98	16.91	16.81	0.0	18	19.27	19.22	19.11	0.0	20.5
		50	24	21.06	21.02	20.86	2.0	22.5	17.06	16.97	16.84	0.0	18	19.32	19.26	19.14	0.0	20.5
	64QAM	50	50	20.97	20.89	20.65	2.0	22.5	16.93	16.85	16.60	0.0	18	19.24	19.19	18.93	0.0	20.5
		100	0	20.99	20.89	20.77	2.0	22.5	16.94	16.88	16.74	0.0	18	19.25	19.20	19.07	0.0	20.5
		1	0	20.84	20.93	21.09	2.0	22.5	16.91	16.88	17.14	0.0	18	19.15	19.18	19.34	0.0	20.5
		1	49	21.28	21.28	21.00	2.0	22.5	17.18	17.29	16.99	0.0	18	19.48	19.53	19.27	0.0	20.5
		1	99	21.09	20.96	20.91	2.0	22.5	16.94	16.90	16.88	0.0	18	19.17	19.15	19.22	0.0	20.5
		50	0	19.97	19.94	19.81	3.0	21.5	16.96	16.92	16.80	0.0	18	19.21	19.21	19.11	0.0	20.5
	256QAM	50	24	20.07	20.01	19.87	3.0	21.5	17.02	17.00	16.83	0.0	18	19.28	19.30	19.16	0.0	20.5
		50	50	19.99	19.90	19.64	3.0	21.5	16.95	16.89	16.62	0.0	18	19.16	19.18	18.93	0.0	20.5
		100	0	19.99	19.92	19.78	3.0	21.5	16.96	16.93	16.75	0.0	18	19.18	19.18	19.07	0.0	20.5
		1	0	17.69	17.88	17.77	5.0	19.5	16.78	16.80	16.72	0.0	18	17.70	17.71	17.54	2.0	18.5
		1	49	18.19	18.20	18.09	5.0	19.5	17.19	17.06	16.95	0.0	18	18.04	18.07	17.79	2.0	18.5
		1	99	17.93	17.81	17.62	5.0	19.5	16.91	16.72	16.52	0.0	18	17.70	17.72	17.38	2.0	18.5
15 MHz	QPSK	50	0	17.97	17.90	17.80	5.0	19.5	16.96	16.93	16.80	0.0	18	17.71	17.70	17.60	2.0	18.5
		50	24	18.06	17.98	17.86	5.0	19.5	17.03	16.97	16.79	0.0	18	17.77	17.77	17.61	2.0	18.5
		50	50	17.96	17.86	17.64	5.0	19.5	16.94	16.85	16.58	0.0	18	17.67	17.67	17.43	2.0	18.5
		100	0	17.96	17.89	17.77	5.0	19.5	16.96	16.90	16.72	0.0	18	17.69	17.69	17.54	2.0	18.5
		1	0	22.88	22.89	22.84	0.0	24.5	16.87	16.90	16.86	0.0	18	19.15	19.22	19.13	0.0	20.5
		1	37	23.03	23.03	22.81	0.0	24.5	17.00	17.05	16.84	0.0	18	19.33	19.39	19.07	0.0	20.5
	16QAM	1	74	22.89	22.82	22.67	0.0	24.5	16.85	16.78	16.68	0.0	18	19.18	19.16	18.97	0.0	20.5
		36	0	21.03	21.01	20.84	2.0	22.5	17.01	17.05	16.84	0.0	18	19.29	19.38	19.13	0.0	20.5
		36	20	21.06	20.96	20.80	2.0	22.5	17.04	16.99	16.84	0.0	18	19.33	19.33	19.11	0.0	20.5
		36	39	20.99	20.91	20.67	2.0	22.5	17.02	16.93	16.70	0.0	18	19.30	19.28	18.98	0.0	20.5
		75	0	21.00	20.91	20.77	2.0	22.5	17.02	16.94	16.79	0.0	18	19.28	19.30	19.09	0.0	20.5
		1	0	22.16	22.19	22.21	1.0	23.5	17.15	17.31	17.17	0.0	18	19.46	19.58	19.49	0.0	20.5
	64QAM	1	37	22.32	22.35	22.17	1.0	23.5	17.31	17.45	17.13	0.0	18	19.59	19.73	19.46	0.0	20.5
		1	74	22.19	22.06	21.97	1.0	23.5	17.10	17.13	16.99	0.0	18	19.48	19.56	19.31	0.0	20.5
		36	0	21.03	21.04	20.85	2.0	22.5	17.02	17.07	16.88	0.0	18	19.31	19.41	19.13	0.0	20.5
		36	20	21.09	20.98	20.86	2.0	22.5	17.06	16.98	16.84	0.0	18	19.35	19.33	19.11	0.0	20.5
		36	39	21.03	20.94	20.69	2.0	22.5	17.02	16.92	16.72	0.0	18	19.31	19.30	18.97	0.0	20.5
		75	0	21.02	20.94	20.81	2.0	22.5	17.00	16.93	16.79	0.0	18	19.30	19.30	19.08	0.0	20.5
	256QAM	1	0	21.00	21.02	21.08	2.0	22.5	16.99	17.11	17.03	0.0	18	19.30	19.44	19.34	0.0	20.5
		1	37	21.22	21.18	21.02	2.0	22.5	17.22	17.22	16.96	0.0	18	19.43	19.60	19.29	0.0	20.5
		1	74	21.06	20.98	20.88	2.0	22.5	16.97	16.98	16.85	0.0	18	19.32	19.36	19.18	0.0	20.5
		36	0	20.02	20.03	19.87	3.0	21.5	17.03	17.06	16.82	0.0	18	19.27	19.40	19.16	0.0	20.5
		36	20	20.05	19.97	19.86	3.0	21.5	17.03	16.97	16.81	0.0	18	19.31	19.36	19.16	0.0	20.5
		36	39	20.00	19.92	19.72	3.0	21.5	16.99	16.92	16.66	0.0	18	19.28	19.31	19.01	0.0	20.5
QPSK	75	0	20.01	19.94	19.83	3.0	21.5	17.00	16.94	16.77	0.0	18	19.27	19.29	19.12	0.0	20.5	
	1	0	18.02	18.05	17.71	5.0	19.5	16.84	17.06	16.80	0.0	18	17.77	17.93	17.52	2.0	18.5	
	1	37	18.18	18.21	17.87	5.0	19.5	17.02	17.19	16.91	0.0	18	17.97	18.10	17.63	2.0	18.5	
	1	74	18.01	17.87	17.58	5.0	19.5	16.87	16.92	16.58	0.0	18	17.79	17.83	17.34	2.0	18.5	
	36	0	17.99	18.02	17.84	5.0	19.5	16.99	17.03	16.80	0.0	18	17.79	17.89	17.64	2.0	18.5	
	36	20	18.04	17.97	17.83	5.0	19.5	16.99	16.96	16.79	0.0	18	17.81	17.85	17.63	2.0	18.5	
QPSK	36	39	17.99	17.91	17.70	5.0	19.5	16.97	16.91	16.63	0.0	18	17.75	17.79	17.50	2.0	18.5	
	75	0	18.00	17.91	17.80	5.0	19.5	16.97	16.94	16.74	0.0	18	17.78	17.80	17.60	2.0	18.5	

LTE Band 66 Measured Results (Continued)

BW (MHz)	Mode	RB Allocation	RB offset	Measured Pwr (dBm)			MPR	Tune-up Limit	Measured Pwr (dBm)			MPR	Tune-up Limit	Measured Pwr (dBm)			MPR	Tune-up Limit		
				132022	132322	132622			132022	132322	132622			132022	132322	132622				
				1715 MHz	1745 MHz	1775 MHz			1715 MHz	1745 MHz	1775 MHz			1715 MHz	1745 MHz	1775 MHz				
10 MHz	QPSK	1	0	22.80	22.83	22.59	0.0	24.5	16.84	16.85	16.66	0.0	18	19.12	19.15	18.92	0.0	20.5		
		1	25	23.15	23.15	22.91	0.0	24.5	17.14	17.20	16.94	0.0	18	19.43	19.46	19.22	0.0	20.5		
		1	49	22.86	22.80	22.58	0.0	24.5	16.92	16.88	16.62	0.0	18	19.16	19.18	18.88	0.0	20.5		
		25	0	21.05	21.08	20.82	2.0	22.5	17.08	17.11	16.89	0.0	18	19.34	19.43	19.16	0.0	20.5		
		25	12	21.12	21.08	20.86	2.0	22.5	17.17	17.11	16.92	0.0	18	19.46	19.39	19.22	0.0	20.5		
		25	25	21.04	20.96	20.70	2.0	22.5	17.06	17.01	16.77	0.0	18	19.36	19.30	19.03	0.0	20.5		
	16QAM	50	0	21.04	20.99	20.83	2.0	22.5	17.06	17.02	16.85	0.0	18	19.36	19.34	19.15	0.0	20.5		
		1	0	22.11	22.14	22.04	1.0	23.5	17.17	17.38	17.02	0.0	18	19.42	19.54	19.29	0.0	20.5		
		1	25	22.50	22.42	22.27	1.0	23.5	17.45	17.58	17.23	0.0	18	19.66	19.80	19.59	0.0	20.5		
		1	49	22.21	22.14	22.01	1.0	23.5	17.11	17.38	17.00	0.0	18	19.42	19.55	19.23	0.0	20.5		
		25	0	21.07	21.10	20.88	2.0	22.5	17.11	17.13	16.88	0.0	18	19.37	19.43	19.21	0.0	20.5		
		25	12	21.14	21.13	20.92	2.0	22.5	17.21	17.13	16.93	0.0	18	19.46	19.43	19.30	0.0	20.5		
	64QAM	25	25	21.07	21.02	20.74	2.0	22.5	17.12	17.04	16.75	0.0	18	19.40	19.36	19.10	0.0	20.5		
		50	0	21.08	20.98	20.82	2.0	22.5	17.08	17.03	16.86	0.0	18	19.36	19.33	19.16	0.0	20.5		
		1	0	20.98	20.97	20.81	2.0	22.5	16.98	16.94	16.77	0.0	18	19.29	19.30	19.20	0.0	20.5		
		1	25	21.30	21.31	21.11	2.0	22.5	17.30	17.30	17.07	0.0	18	19.62	19.63	19.53	0.0	20.5		
		1	49	21.05	21.03	20.76	2.0	22.5	17.04	16.97	16.71	0.0	18	19.35	19.37	19.18	0.0	20.5		
		25	0	20.09	20.10	19.85	3.0	21.5	17.05	17.13	16.82	0.0	18	19.33	19.44	19.17	0.0	20.5		
	256QAM	25	12	20.19	20.11	19.92	3.0	21.5	17.14	17.11	16.91	0.0	18	19.41	19.45	19.23	0.0	20.5		
		25	25	20.10	20.02	19.75	3.0	21.5	17.08	17.00	16.72	0.0	18	19.32	19.35	19.06	0.0	20.5		
		50	0	20.10	20.00	19.82	3.0	21.5	17.01	16.98	16.78	0.0	18	19.32	19.34	19.16	0.0	20.5		
		1	0	18.00	17.99	17.81	5.0	19.5	16.79	16.97	16.63	0.0	18	17.61	17.76	17.53	2.0	18.5		
		1	25	18.29	18.27	18.12	5.0	19.5	17.20	17.29	17.03	0.0	18	17.93	18.20	17.89	2.0	18.5		
		1	49	17.99	17.87	17.71	5.0	19.5	16.92	16.88	16.62	0.0	18	17.72	17.78	17.48	2.0	18.5		
	5 MHz	QPSK	25	0	18.09	18.11	17.86	5.0	19.5	17.05	17.07	16.83	0.0	18	17.85	17.95	17.69	2.0	18.5	
			25	12	18.17	18.11	17.94	5.0	19.5	17.13	17.11	16.88	0.0	18	17.95	17.95	17.75	2.0	18.5	
			25	25	18.07	18.00	17.74	5.0	19.5	17.04	17.01	16.71	0.0	18	17.86	17.84	17.58	2.0	18.5	
			50	0	18.06	18.03	17.84	5.0	19.5	17.06	16.99	16.78	0.0	18	17.84	17.84	17.66	2.0	18.5	
			16QAM	1	0	23.05	23.11	22.83	0.0	24.5	17.08	17.15	16.86	0.0	18	19.32	19.42	19.11	0.0	20.5
				1	12	23.11	23.20	22.88	0.0	24.5	17.19	17.18	16.90	0.0	18	19.38	19.49	19.15	0.0	20.5
1		24		23.00	23.00	22.69	0.0	24.5	17.02	17.02	16.79	0.0	18	19.28	19.32	19.00	0.0	20.5		
12		0		21.15	21.15	20.86	2.0	22.5	17.19	17.16	16.95	0.0	18	19.42	19.50	19.16	0.0	20.5		
12		7		21.14	21.10	20.86	2.0	22.5	17.19	17.11	16.92	0.0	18	19.44	19.42	19.16	0.0	20.5		
12		13		21.05	21.01	20.82	2.0	22.5	17.12	17.04	16.86	0.0	18	19.35	19.36	19.12	0.0	20.5		
64QAM		25	0	21.11	21.02	20.82	2.0	22.5	17.16	17.09	16.89	0.0	18	19.39	19.38	19.14	0.0	20.5		
		1	0	22.50	22.45	22.23	1.0	23.5	17.50	17.45	17.37	0.0	18	19.72	19.68	19.51	0.0	20.5		
		1	12	22.57	22.55	22.36	1.0	23.5	17.59	17.58	17.39	0.0	18	19.82	19.81	19.59	0.0	20.5		
		1	24	22.42	22.29	22.15	1.0	23.5	17.43	17.35	17.17	0.0	18	19.63	19.60	19.39	0.0	20.5		
		12	0	21.06	21.20	20.94	2.0	22.5	17.41	17.25	16.88	0.0	18	19.43	19.50	19.17	0.0	20.5		
		12	7	21.07	21.10	20.96	2.0	22.5	17.44	17.21	16.93	0.0	18	19.45	19.44	19.15	0.0	20.5		
256QAM		12	13	21.02	21.03	20.89	2.0	22.5	17.36	17.14	16.82	0.0	18	19.39	19.37	19.07	0.0	20.5		
		25	0	21.11	21.03	20.83	2.0	22.5	17.19	17.16	16.87	0.0	18	19.47	19.38	19.17	0.0	20.5		
		1	0	21.29	21.29	20.90	2.0	22.5	17.20	17.25	16.85	0.0	18	19.50	19.59	19.14	0.0	20.5		
		1	12	21.31	21.36	20.93	2.0	22.5	17.26	17.30	16.82	0.0	18	19.58	19.73	19.16	0.0	20.5		
		1	24	21.12	21.18	20.78	2.0	22.5	17.08	17.10	16.73	0.0	18	19.43	19.48	19.02	0.0	20.5		
		12	0	20.20	20.21	19.93	3.0	21.5	17.16	17.16	16.83	0.0	18	19.46	19.58	19.23	0.0	20.5		
16QAM		12	7	20.21	20.16	19.92	3.0	21.5	17.16	17.09	16.85	0.0	18	19.46	19.49	19.23	0.0	20.5		
		12	13	20.14	20.07	19.84	3.0	21.5	17.11	17.01	16.77	0.0	18	19.42	19.40	19.19	0.0	20.5		
		25	0	20.14	20.06	19.85	3.0	21.5	17.09	17.06	16.78	0.0	18	19.40	19.40	19.16	0.0	20.5		
		1	0	18.35	18.24	18.00	5.0	19.5	17.11	17.16	16.93	0.0	18	18.09	18.01	17.81	2.0	18.5		
		1	12	18.39	18.27	18.09	5.0	19.5	17.19	17.27	16.99	0.0	18	18.18	18.07	17.87	2.0	18.5		
		1	24	18.21	18.06	17.80	5.0	19.5	17.02	16.98	16.79	0.0	18	18.01	17.83	17.65	2.0	18.5		
64QAM		12	0	18.15	18.18	17.90	5.0	19.5	17.10	17.19	16.82	0.0	18	17.90	18.00	17.70	2.0	18.5		
		12	7	18.18	18.13	17.88	5.0	19.5	17.16	17.13	16.85	0.0	18	17.95	17.94	17.71	2.0	18.5		
	12	13	18.11	18.14	17.84	5.0	19.5	17.04	17.04	16.78	0.0	18	17.86	17.86	17.65	2.0	18.5			
	25	0	18.14	18.05	17.86	5.0	19.5	17.07	17.05	16.81	0.0	18	17.87	17.89	17.68	2.0	18.5			

LTE Band 66 Measured Results (Continued)

BW (MHz)	Mode	RB Allocation	RB offset	Measured Pwr (dBm)			MPR	Tune-up Limit	Measured Pwr (dBm)			MPR	Tune-up Limit	Measured Pwr (dBm)			MPR	Tune-up Limit	
				131987	132322	132657			131987	132322	132657			131987	132322	132657			
				1711.5 MHz	1745 MHz	1778.5 MHz			1711.5 MHz	1745 MHz	1778.5 MHz			1711.5 MHz	1745 MHz	1778.5 MHz			
3 MHz	QPSK	1	0	23.10	23.08	22.85	0.0	24.5	17.11	17.15	16.82	0.0	18	19.39	19.40	19.13	0.0	20.5	
		1	8	23.14	23.14	22.90	0.0	24.5	17.14	17.18	16.84	0.0	18	19.47	19.48	19.16	0.0	20.5	
		1	14	23.00	22.98	22.71	0.0	24.5	17.00	16.99	16.74	0.0	18	19.29	19.29	18.98	0.0	20.5	
		8	0	21.15	21.14	20.85	2.0	22.5	17.14	17.20	16.89	0.0	18	19.41	19.49	19.15	0.0	20.5	
		8	4	21.16	21.05	20.85	2.0	22.5	17.15	17.12	16.89	0.0	18	19.43	19.44	19.15	0.0	20.5	
		8	7	21.12	21.05	20.84	2.0	22.5	17.13	17.10	16.88	0.0	18	19.41	19.41	19.14	0.0	20.5	
	16QAM	15	0	21.10	21.03	20.82	2.0	22.5	17.11	17.08	16.85	0.0	18	19.37	19.37	19.12	0.0	20.5	
		1	0	22.43	22.50	22.15	1.0	23.5	17.46	17.43	17.22	0.0	18	19.66	19.79	19.46	0.0	20.5	
		1	8	22.40	22.54	22.19	1.0	23.5	17.48	17.47	17.20	0.0	18	19.72	19.76	19.46	0.0	20.5	
		1	14	22.33	22.35	22.04	1.0	23.5	17.37	17.26	17.15	0.0	18	19.57	19.67	19.39	0.0	20.5	
		8	0	21.18	21.25	20.94	2.0	22.5	17.22	17.32	16.93	0.0	18	19.49	19.54	19.27	0.0	20.5	
		8	4	21.19	21.17	20.92	2.0	22.5	17.24	17.24	16.94	0.0	18	19.52	19.52	19.28	0.0	20.5	
	64QAM	8	7	21.19	21.15	20.92	2.0	22.5	17.27	17.22	16.95	0.0	18	19.48	19.47	19.22	0.0	20.5	
		15	0	21.17	21.09	20.87	2.0	22.5	17.19	17.15	16.92	0.0	18	19.44	19.41	19.13	0.0	20.5	
		1	0	21.26	21.29	21.10	2.0	22.5	17.35	17.31	16.97	0.0	18	19.51	19.63	19.42	0.0	20.5	
		1	8	21.32	21.31	21.17	2.0	22.5	17.42	17.37	17.01	0.00	18	19.59	19.71	19.39	0.0	20.5	
		1	14	21.22	21.14	21.00	2.0	22.5	17.26	17.17	16.88	0.0	18	19.46	19.48	19.24	0.0	20.5	
		8	0	20.19	20.17	19.95	3.0	21.5	17.19	17.20	16.79	0.0	18	19.40	19.53	19.22	0.0	20.5	
	256QAM	8	4	20.22	20.11	19.93	3.0	21.5	17.18	17.13	16.83	0.0	18	19.44	19.43	19.22	0.0	20.5	
		8	7	20.19	20.07	19.93	3.0	21.5	17.14	17.11	16.80	0.0	18	19.44	19.43	19.21	0.0	20.5	
		15	0	20.15	20.10	19.87	3.0	21.5	17.11	17.10	16.79	0.0	18	19.39	19.40	19.17	0.0	20.5	
		1	0	18.15	18.29	17.90	5.0	19.5	17.15	17.28	16.94	0.0	18	18.03	18.10	17.72	2.0	18.5	
		1	8	18.23	18.27	17.91	5.0	19.5	17.16	17.28	16.91	0.0	18	17.97	18.14	17.78	2.0	18.5	
		1	14	18.14	18.12	17.81	5.0	19.5	17.01	17.04	16.80	0.0	18	17.90	17.95	17.64	2.0	18.5	
	1.4 MHz	QPSK	8	0	18.14	18.20	17.88	5.0	19.5	17.15	17.15	16.82	0.0	18	17.90	17.99	17.71	2.0	18.5
			8	4	18.16	18.13	17.93	5.0	19.5	17.16	17.13	16.79	0.0	18	17.92	17.94	17.71	2.0	18.5
			8	7	18.19	18.09	17.89	5.0	19.5	17.11	17.09	16.80	0.0	18	17.93	17.91	17.69	2.0	18.5
			15	0	18.13	18.05	17.88	5.0	19.5	17.13	17.06	16.78	0.0	18	17.89	17.87	17.65	2.0	18.5
			1	0	22.96	23.00	22.72	0.0	24.5	17.11	17.19	16.71	0.0	18	19.35	19.44	19.15	0.0	20.5
			1	3	22.98	23.02	22.73	0.0	24.5	17.10	17.17	16.84	0.0	18	19.36	19.44	19.15	0.0	20.5
16QAM		1	5	22.92	22.97	22.69	0.0	24.5	17.07	17.10	16.75	0.0	18	19.35	19.40	19.09	0.0	20.5	
		3	0	23.01	23.01	22.72	0.0	24.5	17.15	17.16	16.76	0.0	18	19.36	19.46	19.12	0.0	20.5	
		3	1	22.97	23.00	22.70	0.0	24.5	17.12	17.15	16.75	0.0	18	19.37	19.44	19.11	0.0	20.5	
		3	3	22.97	23.02	22.70	0.0	24.5	17.13	17.14	16.76	0.0	18	19.36	19.45	19.11	0.0	20.5	
		6	0	21.03	21.00	20.79	2.0	22.5	17.12	17.14	16.77	0.0	18	19.37	19.45	19.11	0.0	20.5	
		1	0	22.16	22.34	22.03	1.0	23.5	17.34	17.50	17.13	0.0	18	19.68	19.62	19.46	0.0	20.5	
64QAM		1	3	22.15	22.41	22.05	1.0	23.5	17.41	17.49	17.09	0.0	18	19.68	19.61	19.45	0.0	20.5	
		1	5	22.08	22.33	22.03	1.0	23.5	17.31	17.49	17.04	0.0	18	19.62	19.61	19.38	0.0	20.5	
		3	0	22.12	22.18	21.94	1.0	23.5	17.28	17.29	16.92	0.0	18	19.56	19.63	19.27	0.0	20.5	
		3	1	22.06	22.20	21.86	1.0	23.5	17.31	17.30	16.96	0.0	18	19.51	19.59	19.28	0.0	20.5	
		3	3	22.06	22.20	21.90	1.0	23.5	17.28	17.30	16.95	0.0	18	19.49	19.59	19.28	0.0	20.5	
		6	0	21.07	21.05	20.80	2.0	22.5	17.19	17.19	16.84	0.0	18	19.44	19.49	19.14	0.0	20.5	
256QAM		1	0	21.32	21.30	20.93	2.0	22.5	17.25	17.30	16.97	0.0	18	19.56	19.62	19.14	0.0	20.5	
		1	3	21.40	21.29	20.92	2.0	22.5	17.32	17.38	16.97	0.0	18	19.57	19.66	19.19	0.0	20.5	
		1	5	21.33	21.17	20.83	2.0	22.5	17.17	17.24	16.88	0.0	18	19.52	19.52	19.12	0.0	20.5	
		3	0	21.16	21.28	20.87	2.0	22.5	17.26	17.21	16.81	0.0	18	19.46	19.57	19.26	0.0	20.5	
		3	1	21.16	21.28	20.89	2.0	22.5	17.29	17.21	16.81	0.0	18	19.50	19.60	19.28	0.0	20.5	
		3	3	21.18	21.26	20.87	2.0	22.5	17.26	17.19	16.82	0.0	18	19.47	19.58	19.24	0.0	20.5	
QPSK		6	0	20.11	20.14	19.84	3.0	21.5	17.07	17.12	16.77	0.0	18	19.44	19.51	19.10	0.0	20.5	
		1	0	18.17	18.21	17.94	5.0	19.5	17.15	17.26	16.91	0.0	18	18.02	18.00	17.70	2.0	18.5	
		1	3	18.12	18.29	17.96	5.0	19.5	17.21	17.28	16.97	0.0	18	18.04	18.03	17.78	2.0	18.5	
		1	5	18.09	18.15	17.85	5.0	19.5	17.09	17.20	16.87	0.0	18	17.93	18.03	17.73	2.0	18.5	
		3	0	18.18	18.15	17.81	5.0	19.5	17.11	17.14	16.83	0.0	18	17.95	17.98	17.63	2.0	18.5	
		3	1	18.19	18.13	17.81	5.0	19.5	17.09	17.17	16.82	0.0	18	17.92	18.00	17.63	2.0	18.5	
16QAM	3	3	18.16	18.13	17.82	5.0	19.5	17.09	17.17	16.83	0.0	18	17.94	17.97	17.61	2.0	18.5		
	6	0	18.30	18.30	17.77	5.0	19.5	17.07	17.13	16.72	0.0	18	18.00	18.04	17.51	2.0	18.5		

LTE Band 41-Power Class.3 Measured Results

BW (MHz)	Mode	RB Allocation	RB offset	Maximum Allowed Average Power (dBm)																				
				DSI = 0, 2						DSI = 3						DSI = 1, 4								
				Measured Pwr (dBm)					MPR	Tune-up Limit	Measured Pwr (dBm)					MPR	Tune-up Limit	Measured Pwr (dBm)					MPR	Tune-up Limit
				39750	40185	40620	41055	41490			2506 MHz	2549.5 MHz	2593 MHz	2636.5 MHz	2680 MHz			39750	40185	40620	41055	41490		
20 MHz	QPSK	1	0	23.12	23.47	22.99	22.86	22.95	0.0	25.0	17.56	17.90	17.41	17.52	17.63	0.0	19.4	20.95	21.30	20.94	20.97	20.99	0.0	23.0
		1	49	23.22	23.50	23.56	23.23	23.54	0.0	25.0	17.66	17.92	18.29	17.82	18.16	0.0	19.4	21.02	21.38	21.56	21.30	21.55	0.0	23.0
		1	99	23.38	23.50	22.97	22.79	23.53	0.0	25.0	17.76	17.91	17.52	17.42	18.09	0.0	19.4	21.13	21.34	20.84	20.86	21.51	0.0	23.0
		50	0	22.13	22.47	22.24	22.10	22.27	1.0	24.0	17.54	17.91	17.66	17.66	17.88	0.0	19.4	20.94	21.34	21.15	21.16	21.29	0.0	23.0
		50	24	22.27	22.53	22.61	22.28	22.50	1.0	24.0	17.69	17.91	17.71	17.82	18.09	0.0	19.4	21.06	21.37	21.50	21.30	21.49	0.0	23.0
		50	50	22.30	22.41	22.60	22.13	22.52	1.0	24.0	17.72	17.86	18.26	17.73	18.20	0.0	19.4	21.10	21.26	21.10	21.17	21.45	0.0	23.0
	16QAM	100	0	22.18	22.42	22.17	22.16	22.42	1.0	24.0	17.59	17.81	18.02	17.75	18.01	0.0	19.4	20.96	21.24	21.09	21.18	21.39	0.0	23.0
		1	0	22.25	22.67	22.06	22.00	22.09	1.0	24.0	17.75	17.96	17.49	17.66	17.66	0.0	19.4	21.03	21.50	21.03	21.07	21.09	0.0	23.0
		1	49	22.40	22.75	22.41	22.35	22.73	1.0	24.0	17.80	18.04	17.88	18.12	18.20	0.0	19.4	21.16	21.56	21.38	21.49	21.74	0.0	23.0
		1	99	22.46	22.62	21.99	21.89	22.71	1.0	24.0	17.90	17.95	17.54	17.52	18.12	0.0	19.4	21.25	21.49	20.92	20.93	21.73	0.0	23.0
		50	0	21.15	21.48	21.25	21.10	21.30	2.0	23.0	17.53	17.90	17.63	17.65	17.85	0.0	19.4	20.86	21.24	21.06	21.06	21.17	0.0	23.0
		50	24	21.28	21.51	21.28	21.24	21.52	2.0	23.0	17.67	17.91	17.66	17.82	18.07	0.0	19.4	20.99	21.25	21.10	21.19	21.38	0.0	23.0
	64QAM	50	50	21.29	21.40	21.18	21.12	21.64	2.0	23.0	17.69	17.83	17.65	17.68	18.18	0.0	19.4	20.99	21.16	20.99	21.08	21.50	0.0	23.0
		100	0	21.19	21.39	21.18	21.15	21.41	2.0	23.0	17.57	17.80	17.59	17.69	18.00	0.0	19.4	20.88	21.14	21.00	21.11	21.30	0.0	23.0
		1	0	21.21	21.48	20.93	20.94	21.00	2.0	23.0	17.65	17.97	17.35	17.54	17.51	0.0	19.4	20.85	21.22	20.81	20.82	20.91	0.0	23.0
		1	49	21.34	21.48	21.32	21.28	21.59	2.0	23.0	17.81	18.02	17.88	18.00	18.14	0.0	19.4	20.94	21.29	21.09	21.22	21.50	0.0	23.0
		1	99	21.43	21.48	20.98	20.86	21.47	2.0	23.0	17.90	17.91	17.42	17.38	18.04	0.0	19.4	21.04	21.29	20.75	20.68	21.47	0.0	23.0
		50	0	20.11	20.44	20.24	20.12	20.25	3.0	22.0	17.56	17.89	17.63	17.67	17.87	0.0	19.4	19.80	20.20	20.05	20.04	20.17	1.0	22.0
	256QAM	50	24	20.26	20.48	20.28	20.26	20.50	3.0	22.0	17.71	17.90	17.68	17.84	18.06	0.0	19.4	19.93	20.23	20.10	20.17	20.37	1.0	22.0
		50	50	20.26	20.41	20.17	20.13	20.61	3.0	22.0	17.71	17.84	17.64	17.71	18.20	0.0	19.4	19.94	20.12	19.98	20.06	20.51	1.0	22.0
		100	0	20.15	20.38	20.15	20.18	20.41	3.0	22.0	17.61	17.81	17.57	17.72	17.99	0.0	19.4	19.85	20.12	19.98	20.08	20.30	1.0	22.0
		1	0	17.62	18.23	17.92	17.80	17.94	5.0	20.0	17.19	17.45	17.44	17.48	17.50	1.0	18.4	17.50	17.73	17.83	17.81	17.76	3.0	20.0
		1	49	18.21	18.64	18.34	18.20	18.59	5.0	20.0	17.75	17.84	17.74	17.95	18.13	1.0	18.4	18.08	18.18	18.20	18.23	18.36	3.0	20.0
		1	99	18.05	18.11	17.90	17.79	18.66	5.0	20.0	17.65	17.33	17.46	17.49	18.09	1.0	18.4	17.91	17.70	17.76	17.77	18.35	3.0	20.0
15 MHz	QPSK	50	0	17.97	18.36	18.22	18.10	18.25	5.0	20.0	17.40	17.80	17.62	17.66	17.90	1.0	18.4	17.68	18.08	18.04	18.02	18.16	3.0	20.0
		50	24	18.24	18.47	18.25	18.28	18.49	5.0	20.0	17.65	17.91	17.69	17.80	18.09	1.0	18.4	17.92	18.22	18.06	18.18	18.36	3.0	20.0
		50	50	18.23	18.30	18.16	18.14	18.63	5.0	20.0	17.64	17.77	17.62	17.70	18.21	1.0	18.4	17.93	18.03	17.99	18.04	18.52	3.0	20.0
		100	0	18.14	18.36	18.16	18.14	18.38	5.0	20.0	17.57	17.80	17.59	17.73	18.00	1.0	18.4	17.85	18.07	17.96	18.05	18.30	3.0	20.0
		1	0	23.16	23.26	23.17	23.06	23.11	0.0	25.0	17.58	17.73	17.60	17.69	17.81	0.0	19.4	20.93	21.06	21.04	21.12	21.17	0.0	23.0
		1	37	23.22	23.54	23.34	23.26	23.52	0.0	25.0	17.69	17.98	17.84	17.87	18.17	0.0	19.4	21.02	21.33	21.28	21.31	21.56	0.0	23.0
	16QAM	1	74	23.32	23.27	23.10	22.98	23.54	0.0	25.0	17.77	17.72	17.69	17.61	18.18	0.0	19.4	21.10	21.07	21.00	21.03	21.57	0.0	23.0
		36	0	22.13	22.43	22.29	22.16	22.34	1.0	24.0	17.58	17.89	17.74	17.74	17.98	0.0	19.4	20.90	21.24	21.19	21.17	21.34	0.0	23.0
		36	20	22.23	22.52	22.29	22.27	22.49	1.0	24.0	17.70	17.97	17.78	17.89	18.10	0.0	19.4	21.01	21.33	21.19	21.30	21.49	0.0	23.0
		36	39	22.26	22.46	22.27	22.23	22.62	1.0	24.0	17.72	17.93	17.75	17.81	18.19	0.0	19.4	21.04	21.29	21.16	21.24	21.61	0.0	23.0
		75	0	22.18	22.44	22.23	22.20	22.43	1.0	24.0	17.66	17.90	17.69	17.80	18.04	0.0	19.4	20.99	21.26	21.10	21.24	21.45	0.0	23.0
		1	0	22.16	22.18	22.16	22.10	22.01	1.0	24.0	17.66	17.60	17.55	17.66	17.64	0.0	19.4	20.97	21.02	21.02	21.14	21.08	0.0	23.0
	64QAM	1	37	22.30	22.45	22.38	22.28	22.54	1.0	24.0	17.74	17.89	17.80	17.89	18.06	0.0	19.4	21.12	21.33	21.30	21.38	21.45	0.0	23.0
		1	74	22.38	22.20	22.16	21.98	22.49	1.0	24.0	17.85	17.64	17.63	17.60	18.09	0.0	19.4	21.15	21.03	21.02	21.12	21.50	0.0	23.0
		36	0	21.13	21.44	21.28	21.15	21.32	2.0	23.0	17.57	17.86	17.71	17.73	17.95	0.0	19.4	20.83	21.17	21.08	21.10	21.26	0.0	23.0
		36	20	21.26	21.52	21.31	21.27	21.50	2.0	23.0	17.70	17.95	17.72	17.84	18.09	0.0	19.4	20.94	21.22	21.07	21.24	21.40	0.0	23.0
		36	39	21.26	21.46	21.25	21.23	21.62	2.0	23.0	17.74	17.90	17.72	17.79	18.19	0.0	19.4	20.97	21.18	21.07	21.15	21.51	0.0	23.0
		75	0	21.20	21.44	21.24	21.22	21.46	2.0	23.0	17.65	17.88	17.68	17.79	18.03	0.0	19.4	20.89	21.18	21.05	21.15	21.34	0.0	23.0
	256QAM	1	0	21.09	21.26	21.16	21.03	21.00	2.0	23.0	17.58	17.76	17.55	17.64	17.73	0.0	19.4	20.87	20.94	21.00	20.92	20.98	0.0	23.0
		1	37	21.17	21.53	21.36	21.22	21.51	2.0	23.0	17.72	18.00	17.88	17.78	18.15	0.0	19.4	20.97	21.16	21.20	21.18	21.37	0.0	23.0
		1	74	21.23	21.32	21.14	20.93	21.47	2.0	23.0	17.77	17.74	17.66	17.57	18.11	0.0	19.4	21.03	20.93	20.92	20.82	21.42	0.0	23.0
		36	0	20.11	20.40	20.28	20.14	20.32	3.0	22.0	17.58	17.87	17.70	17.69	17.94	0.0	19.4	19.82	20.13	20.09	20.08	20.22	1.0	22.0
		36	20	20.22	20.48	20.29	20.26	20.49	3.0	22.0	17.69	17.95	17.71	17.82	18.08	0.0	19.4	19.95	20.24	20.08	20.24	20.39	1.0	22.0
		36	39	20.24	20.45	20.25	20.23	20.63	3.0	22.0														

LTE Band 41-Power Class.3 Measured Results (Continued)

BW (MHz)	Mode	RB Allocation	RB offset	Measured Pwr (dBm)					MPR	Tune-up Limit	Measured Pwr (dBm)					MPR	Tune-up Limit	Measured Pwr (dBm)					MPR	Tune-up Limit		
				39750	40185	40620	41055	41490			39750	40185	40620	41055	41490			39750	40185	40620	41055	41490				
				2506 MHz	2549.5 MHz	2593 MHz	2636.5 MHz	2680 MHz			2506 MHz	2549.5 MHz	2593 MHz	2636.5 MHz	2680 MHz			2506 MHz	2549.5 MHz	2593 MHz	2636.5 MHz	2680 MHz				
10 MHz	QPSK	1	0	23.27	23.37	23.24	23.06	23.30	0.0	25.0	17.67	17.78	17.61	17.61	17.91	0.0	19.4	21.04	21.17	21.11	21.07	21.30	0.0	23.0		
		1	25	23.39	23.68	23.52	23.41	23.67	0.0	25.0	17.77	18.13	17.92	17.94	18.26	0.0	19.4	21.14	21.48	21.37	21.39	21.68	0.0	23.0		
		1	49	23.37	23.34	23.16	23.09	23.42	0.0	25.0	17.78	17.80	17.58	17.62	18.00	0.0	19.4	21.14	21.18	21.02	21.10	21.41	0.0	23.0		
		25	0	22.31	22.63	22.43	22.28	22.48	1.0	24.0	17.70	18.06	17.85	17.82	18.14	0.0	19.4	21.09	21.43	21.32	21.30	21.52	0.0	23.0		
		25	12	22.39	22.69	22.44	22.44	22.61	1.0	24.0	17.83	18.16	17.86	18.00	18.24	0.0	19.4	21.19	21.51	21.33	21.46	21.62	0.0	23.0		
		25	25	22.39	22.65	22.33	22.33	22.61	1.0	24.0	17.81	18.06	17.78	17.89	18.22	0.0	19.4	21.19	21.43	21.20	21.34	21.63	0.0	23.0		
	16QAM	50	0	22.29	22.61	22.33	22.34	22.52	1.0	24.0	17.73	18.03	17.78	17.90	18.13	0.0	19.4	21.09	21.43	21.24	21.37	21.55	0.0	23.0		
		1	0	22.36	22.28	22.26	22.18	22.21	1.0	24.0	17.76	17.72	17.64	17.68	17.82	0.0	19.4	21.16	21.06	21.09	21.21	21.24	0.0	23.0		
		1	25	22.43	22.62	22.54	22.53	22.58	1.0	24.0	17.85	18.05	17.91	18.08	18.13	0.0	19.4	21.22	21.45	21.34	21.49	21.58	0.0	23.0		
		1	49	22.48	22.30	22.13	22.24	22.29	1.0	24.0	17.87	17.71	17.59	17.69	17.90	0.0	19.4	21.22	21.06	21.03	21.19	21.35	0.0	23.0		
		25	0	21.23	21.63	21.42	21.24	21.47	2.0	23.0	17.71	18.05	17.84	17.80	18.07	0.0	19.4	20.98	21.36	21.22	21.17	21.39	0.0	23.0		
		25	12	21.37	21.70	21.43	21.39	21.64	2.0	23.0	17.81	18.17	17.86	17.96	18.19	0.0	19.4	21.08	21.45	21.23	21.32	21.51	0.0	23.0		
	64QAM	25	25	21.36	21.62	21.33	21.29	21.62	2.0	23.0	17.80	18.07	17.76	17.86	18.20	0.0	19.4	21.09	21.34	21.12	21.25	21.52	0.0	23.0		
		50	0	21.29	21.61	21.32	21.32	21.50	2.0	23.0	17.72	18.09	17.77	17.91	18.15	0.0	19.4	20.98	21.35	21.12	21.24	21.43	0.0	23.0		
		1	0	21.37	21.43	21.28	21.02	21.33	2.0	23.0	17.61	17.81	17.61	17.64	17.98	0.0	19.4	20.97	21.06	20.96	21.03	21.16	0.0	23.0		
		1	25	21.44	21.74	21.48	21.35	21.68	2.0	23.0	17.70	18.14	17.86	17.98	18.33	0.0	19.4	21.06	21.37	21.29	21.35	21.70	0.0	23.0		
		1	49	21.43	21.38	21.12	21.01	21.38	2.0	23.0	17.67	17.82	17.62	17.66	18.02	0.0	19.4	21.05	21.03	20.92	21.11	21.28	0.0	23.0		
		25	0	20.27	20.61	20.44	20.28	20.51	3.0	22.0	17.70	18.04	17.84	17.78	18.10	0.0	19.4	19.96	20.34	20.25	20.19	20.39	1.0	22.0		
	256QAM	25	12	20.37	20.67	20.45	20.44	20.60	3.0	22.0	17.80	18.14	17.85	17.94	18.20	0.0	19.4	20.11	20.44	20.24	20.33	20.50	1.0	22.0		
		25	25	20.36	20.63	20.33	20.32	20.62	3.0	22.0	17.80	18.05	17.77	17.88	18.19	0.0	19.4	20.11	20.35	20.11	20.27	20.52	1.0	22.0		
		50	0	20.25	20.60	20.34	20.36	20.53	3.0	22.0	17.73	18.04	17.76	17.88	18.11	0.0	19.4	20.02	20.29	20.13	20.25	20.39	1.0	22.0		
		1	0	17.87	18.33	18.14	18.02	18.22	5.0	20.0	17.25	17.75	17.52	17.37	17.74	1.0	18.4	17.62	18.01	17.87	17.97	18.14	3.0	20.0		
		1	25	18.27	18.64	18.50	18.38	18.63	5.0	20.0	17.68	18.13	17.88	17.74	18.20	1.0	18.4	18.03	18.36	18.27	18.36	18.50	3.0	20.0		
		1	49	18.00	18.26	17.91	18.18	18.38	5.0	20.0	17.36	17.69	17.52	17.46	17.93	1.0	18.4	17.77	17.97	17.84	18.03	18.24	3.0	20.0		
		25	0	18.14	18.59	18.43	18.27	18.52	5.0	20.0	17.60	17.99	17.82	17.81	18.10	1.0	18.4	17.91	18.31	18.21	18.18	18.41	3.0	20.0		
		25	12	18.34	18.67	18.46	18.45	18.62	5.0	20.0	17.81	18.12	17.83	17.95	18.21	1.0	18.4	18.07	18.39	18.21	18.38	18.52	3.0	20.0		
		25	25	18.24	18.60	18.35	18.36	18.62	5.0	20.0	17.72	18.02	17.75	17.88	18.21	1.0	18.4	17.99	18.32	18.10	18.28	18.53	3.0	20.0		
		50	0	18.24	18.60	18.33	18.31	18.52	5.0	20.0	17.71	18.04	17.76	17.87	18.14	1.0	18.4	17.99	18.32	18.12	18.28	18.42	3.0	20.0		
		5 MHz	QPSK	1	0	23.29	23.54	23.45	23.30	23.55	0.0	25.0	17.80	18.03	17.84	17.84	18.15	0.0	19.4	21.07	21.41	21.29	21.30	21.58	0.0	23.0
				1	12	23.40	23.65	23.49	23.45	23.66	0.0	25.0	17.80	18.12	17.92	17.96	18.24	0.0	19.4	21.15	21.50	21.33	21.42	21.69	0.0	23.0
1	24			23.38	23.56	23.38	23.33	23.63	0.0	25.0	17.75	18.01	17.82	17.86	18.17	0.0	19.4	21.14	21.40	21.21	21.35	21.63	0.0	23.0		
12	0			22.26	22.63	22.49	22.33	22.58	1.0	24.0	17.70	18.13	17.92	17.87	18.18	0.0	19.4	21.06	21.47	21.37	21.35	21.61	0.0	23.0		
12	7			22.41	22.70	22.44	22.42	22.63	1.0	24.0	17.84	18.16	17.87	17.97	18.21	0.0	19.4	21.20	21.54	21.31	21.48	21.65	0.0	23.0		
12	13			22.38	22.67	22.40	22.40	22.69	1.0	24.0	17.80	18.10	17.84	17.94	18.26	0.0	19.4	21.19	21.51	21.29	21.44	21.70	0.0	23.0		
16QAM	25		0	22.38	22.69	22.40	22.37	22.58	1.0	24.0	17.79	18.11	17.84	17.96	18.17	0.0	19.4	21.17	21.48	21.30	21.43	21.59	0.0	23.0		
	1		0	22.38	22.59	22.60	22.43	22.65	1.0	24.0	17.69	18.24	17.88	17.84	18.27	0.0	19.4	21.24	21.46	21.34	21.52	21.61	0.0	23.0		
	1		12	22.45	22.71	22.64	22.51	22.70	1.0	24.0	17.77	18.33	17.97	17.95	18.38	0.0	19.4	21.34	21.58	21.40	21.57	21.75	0.0	23.0		
	1		24	22.38	22.60	22.53	22.37	22.64	1.0	24.0	17.70	18.19	17.85	17.81	18.31	0.0	19.4	21.28	21.43	21.24	21.49	21.63	0.0	23.0		
	12		0	21.27	21.67	21.51	21.32	21.53	2.0	23.0	17.70	18.14	17.83	18.00	18.09	0.0	19.4	20.95	21.50	21.29	21.17	21.44	0.0	23.0		
	12		7	21.40	21.75	21.46	21.46	21.57	2.0	23.0	17.80	18.20	17.79	18.09	18.12	0.0	19.4	21.06	21.56	21.25	21.29	21.51	0.0	23.0		
64QAM	12		13	21.36	21.73	21.42	21.43	21.63	2.0	23.0	17.79	18.16	17.76	18.07	18.19	0.0	19.4	21.05	21.54	21.19	21.26	21.56	0.0	23.0		
	25		0	21.33	21.69	21.40	21.39	21.58	2.0	23.0	17.77	18.13	17.80	17.94	18.15	0.0	19.4	21.07	21.40	21.16	21.33	21.51	0.0	23.0		
	1		0	21.41	21.67	21.50	21.38	21.54	2.0	23.0	17.77	17.97	17.91	17.90	18.06	0.0	19.4	21.24	21.27	21.26	21.35	21.55	0.0	23.0		
	1.00		12	21.36	21.73	21.56	21.44	21.69	2.0	23.0	17.81	18.07	17.98	18.05	18.21	0.0	19.4	21.29	21.41	21.35	21.45	21.68	0.0	23.0		
	1		24	21.44	21.63	21.43	21.34	21.60	2.0	23.0	17.83	17.90	17.87	17.91	18.10	0.0	19.4	21.19	21.26	21.22	21.35	21.63	0.0	23.0		
	12		0	20.30	20.68	20.48	20.28	20.56	3.0	22.0	17.67	18.09	17.89	17.88	18.13	0.0	19.4	20.28	20.42	20.28	20.25	20.46	1.0	22.0		
256QAM	12		7	20.40	20.71	20.44	20.41	20.59	3.0	22.0	17.82	18.10	17.82	17.99	18.19	0.0	19.4	20.25	20.44	20.25	20.36	20.54	1.0	22.0		
	12		13	20.38	20.67	20.41																				

LTE Band 41-Power Class.2 Measured Results

BW (MHz)	Mode	RB Allocation	RB offset	Maximum Allowed Average Power (dBm)																				
				DSI = 0, 2							DSI = 3							DSI = 1, 4						
				Measured Pwr (dBm)					MPR	Tune-up Limit	Measured Pwr (dBm)					MPR	Tune-up Limit	Measured Pwr (dBm)					MPR	Tune-up Limit
				39750 2506 MHz	40185 2549.5 MHz	40620 2593 MHz	41055 2636.5 MHz	41490 2680 MHz			39750 2506 MHz	40185 2549.5 MHz	40620 2593 MHz	41055 2636.5 MHz	41490 2680 MHz			39750 2506 MHz	40185 2549.5 MHz	40620 2593 MHz	41055 2636.5 MHz	41490 2680 MHz		
20 MHz	QPSK	1	0	24.63	25.31	24.87	24.38	24.29	0.0	26.7	19.30	19.64	19.10	19.15	19.32	0.0	21.0	23.30	23.52	23.24	23.11	22.99	0.0	24.6
		1	49	24.65	25.33	25.34	24.66	24.82	0.0	26.7	19.39	19.68	19.96	19.53	19.86	0.0	21.0	23.40	23.61	23.90	23.37	23.52	0.0	24.6
		1	99	24.72	25.25	25.00	24.35	24.78	0.0	26.7	19.50	19.62	19.18	19.08	19.80	0.0	21.0	23.24	23.60	23.30	22.94	23.48	0.0	24.6
		50	0	23.56	24.24	24.17	23.52	23.59	1.0	25.7	19.27	19.60	19.31	19.35	19.50	0.0	21.0	23.02	23.50	23.53	23.26	23.26	0.0	24.6
		50	24	23.68	24.31	24.33	23.58	23.88	1.0	25.7	19.41	19.65	19.39	19.53	19.75	0.0	21.0	23.15	23.60	23.67	23.34	23.56	0.0	24.6
		50	50	23.69	24.29	24.22	23.52	23.90	1.0	25.7	19.42	19.55	19.95	19.42	19.88	0.0	21.0	23.14	23.58	23.53	23.25	23.60	0.0	24.6
	100	0	23.58	24.18	24.24	23.46	23.77	1.0	25.7	19.31	19.52	19.31	19.43	19.68	0.0	21.0	23.04	23.48	23.55	23.21	23.46	0.0	24.6	
	1	0	24.03	24.66	24.33	23.78	23.68	1.0	25.7	19.72	19.93	19.47	19.68	19.71	0.0	21.0	23.43	23.98	23.63	23.58	23.43	0.0	24.6	
	1	49	24.31	24.68	24.89	24.31	24.23	1.0	25.7	19.83	20.23	19.91	20.08	20.35	0.0	21.0	23.67	23.82	24.02	24.00	24.16	0.0	24.6	
	1	99	24.14	24.62	24.47	23.63	24.18	1.0	25.7	19.90	19.98	19.59	19.51	20.13	0.0	21.0	23.64	24.02	23.76	23.36	23.98	0.0	24.6	
	50	0	22.59	23.24	23.24	22.56	22.63	2.0	24.7	19.26	19.60	19.36	19.36	19.58	0.0	21.0	22.42	23.41	23.43	22.70	22.69	0.0	24.6	
	50	24	22.67	23.32	23.42	22.60	22.91	2.0	24.7	19.40	19.62	19.40	19.54	19.79	0.0	21.0	22.54	23.54	23.56	22.75	23.01	0.0	24.6	
	50	50	22.65	23.29	23.25	22.57	22.94	2.0	24.7	19.39	19.54	19.36	19.42	19.90	0.0	21.0	22.54	23.50	23.41	22.67	23.03	0.0	24.6	
	100	0	22.60	23.21	23.29	22.49	22.82	2.0	24.7	19.30	19.51	19.29	19.42	19.71	0.0	21.0	22.46	23.39	23.46	22.62	22.90	0.0	24.6	
	1	0	23.76	23.75	23.28	22.73	22.62	2.0	24.7	19.34	19.77	19.36	19.47	19.55	0.0	21.0	22.52	23.36	22.87	22.37	22.35	0.0	24.6	
	1	49	23.88	23.82	23.67	23.03	23.23	2.0	24.7	19.45	19.85	19.75	19.89	20.16	0.0	21.0	22.74	23.47	23.24	22.79	22.98	0.0	24.6	
	1	99	23.83	23.78	23.46	22.55	23.14	2.0	24.7	19.55	19.75	19.21	19.37	20.05	0.0	21.0	22.75	23.41	22.79	22.26	22.96	0.0	24.6	
	50	0	22.46	22.52	22.53	21.75	21.76	3.0	23.7	19.25	19.62	19.34	19.39	19.64	0.0	21.0	21.29	22.15	21.90	21.26	21.44	1.0	23.6	
	50	24	22.56	22.67	22.54	21.83	22.04	3.0	23.7	19.38	19.63	19.41	19.56	19.84	0.0	21.0	21.45	22.17	21.95	21.43	21.65	1.0	23.6	
	50	50	22.55	22.61	22.51	21.72	22.05	3.0	23.7	19.39	19.50	19.35	19.43	19.94	0.0	21.0	21.47	22.10	21.87	21.28	21.81	1.0	23.6	
	100	0	22.47	22.53	22.55	21.72	21.94	3.0	23.7	19.30	19.54	19.32	19.44	19.76	0.0	21.0	21.34	22.09	21.81	21.33	21.59	1.0	23.6	
	1	0	19.31	20.30	20.47	19.65	19.46	5.0	21.7	19.05	19.33	19.23	19.47	19.41	1.0	20.0	19.11	19.97	19.82	19.30	19.18	3.0	21.6	
	1	49	19.72	20.75	20.87	20.05	20.10	5.0	21.7	19.61	19.75	19.62	19.86	19.84	1.0	20.0	19.68	20.45	20.14	19.72	19.83	3.0	21.6	
	1	99	19.54	20.35	20.48	19.59	19.99	5.0	21.7	19.53	19.26	19.26	19.43	19.94	1.0	20.0	19.53	19.92	19.71	19.22	19.79	3.0	21.6	
50	0	19.28	20.44	20.51	19.51	19.59	5.0	21.7	19.16	19.55	19.35	19.39	19.61	1.0	20.0	19.13	20.02	19.88	19.27	19.41	3.0	21.6		
50	24	19.50	20.62	20.69	19.59	19.87	5.0	21.7	19.41	19.66	19.42	19.54	19.82	1.0	20.0	19.38	20.17	19.92	19.42	19.65	3.0	21.6		
50	50	19.47	20.53	20.51	19.53	19.92	5.0	21.7	19.39	19.50	19.35	19.43	19.93	1.0	20.0	19.41	20.00	19.82	19.32	19.79	3.0	21.6		
100	0	19.43	20.53	20.58	19.47	19.79	5.0	21.7	19.32	19.55	19.33	19.46	19.71	1.0	20.0	19.30	20.07	19.80	19.33	19.56	3.0	21.6		
15 MHz	QPSK	1	0	24.68	25.36	25.48	24.84	24.80	0.0	26.7	19.36	19.36	19.26	19.35	19.45	0.0	21.0	23.23	23.46	23.56	23.38	23.21	0.0	24.6
		1	37	24.81	25.64	25.69	24.96	24.99	0.0	26.7	19.42	19.65	19.48	19.56	19.85	0.0	21.0	23.31	23.77	23.80	23.56	23.63	0.0	24.6
		1	74	24.84	25.43	25.53	24.68	24.97	0.0	26.7	19.49	19.35	19.31	19.29	19.81	0.0	21.0	23.38	23.53	23.63	23.27	23.61	0.0	24.6
		36	0	23.66	24.52	24.58	23.82	23.81	1.0	25.7	19.29	19.56	19.36	19.40	19.62	0.0	21.0	23.21	23.62	23.71	23.44	23.44	0.0	24.6
		36	20	23.77	24.60	24.69	23.85	24.02	1.0	25.7	19.41	19.65	19.40	19.54	19.79	0.0	21.0	23.33	23.71	23.82	23.46	23.66	0.0	24.6
		36	39	23.75	24.65	24.60	23.83	24.04	1.0	25.7	19.42	19.59	19.39	19.49	19.67	0.0	21.0	23.34	23.74	23.72	23.47	23.69	0.0	24.6
	75	0	23.71	24.60	24.62	23.78	23.96	1.0	25.7	19.35	19.56	19.32	19.45	19.71	0.0	21.0	23.28	23.69	23.75	23.39	23.60	0.0	24.6	
	1	0	24.02	24.79	24.76	24.08	23.99	1.0	25.7	19.64	19.70	19.63	19.69	19.74	0.0	21.0	23.61	23.81	23.81	23.70	23.67	0.0	24.6	
	1	37	24.11	24.99	24.97	24.25	24.42	1.0	25.7	19.75	19.93	19.89	19.90	20.16	0.0	21.0	23.69	24.17	24.10	23.88	24.02	0.0	24.6	
	1	74	24.17	24.81	24.80	23.97	24.38	1.0	25.7	19.80	19.71	19.61	19.63	20.11	0.0	21.0	23.75	23.87	23.91	23.56	24.04	0.0	24.6	
	36	0	22.69	23.56	23.64	22.83	22.84	2.0	24.7	19.27	19.56	19.40	19.42	19.65	0.0	21.0	22.66	23.57	23.64	22.88	22.86	0.0	24.6	
	36	20	22.79	23.62	23.74	22.89	23.06	2.0	24.7	19.39	19.64	19.42	19.57	19.80	0.0	21.0	22.78	23.64	23.74	22.90	23.09	0.0	24.6	
	36	39	22.81	23.67	23.64	22.88	23.09	2.0	24.7	19.39	19.60	19.42	19.50	19.89	0.0	21.0	22.79	23.65	23.66	22.90	23.12	0.0	24.6	
	75	0	22.73	23.64	23.65	22.82	22.99	2.0	24.7	19.33	19.56	19.33	19.49	19.73	0.0	21.0	22.73	23.61	23.67	22.80	23.03	0.0	24.6	
	1	0	22.67	23.13	23.06	22.63	22.61	2.0	24.7	19.43	19.54	19.55	19.49	19.64	0.0	21.0	22.59	23.12	23.12	22.43	22.51	0.0	24.6	
	1	37	22.77	23.41	23.34	22.83	22.89	2.0	24.7	19.53	19.83	19.76	19.72	20.02	0.0	21.0	22.70	23.45	23.31	22.62	22.93	0.0	24.6	
	1	74	22.90	23.14	23.08	22.52	23.04	2.0	24.7	19.61	19.55	19.59	19.39	20.01	0.0	21.0	22.77	23.21	23.05	22.34	22.97	0.0	24.6	
	36	0	21.36	22.12	22.01	21.34	21.56	3.0	23.7	19.28	19.58	19.40	19.43	19.63	0.0	21.0	21.28	22.09	21.94	21.30	21.50	1.0	23.6	
	36	20	21.47	22.22	22.00	21.47	21.71	3.0	23.7	19.41	19.66	19.42	19.55	19.78	0.0	21.0	21.43	22.18	21.94	21.43	21.66	1.0	23.6	
	36	39	21.49	22.15	21.96	21.40	21.79	3.0	23.7	19.41	19.62	1												

LTE Band 41-Power Class 2 Measured Results (Continued)

BW (MHz)	Mode	RB Allocation	RB offset	Measured Pwr (dBm)					MPR	Tune-up Limit	Measured Pwr (dBm)					MPR	Tune-up Limit	Measured Pwr (dBm)					MPR	Tune-up Limit		
				39750	40185	40620	41055	41490			39750	40185	40620	41055	41490			39750	40185	40620	41055	41490				
				2506 MHz	2549.5 MHz	2593 MHz	2636.5 MHz	2680 MHz			2506 MHz	2549.5 MHz	2593 MHz	2636.5 MHz	2680 MHz			2506 MHz	2549.5 MHz	2593 MHz	2636.5 MHz	2680 MHz				
10 MHz	QPSK	1	0	24.72	25.50	25.53	24.69	24.80	0.0	26.7	19.34	19.44	19.32	19.27	19.60	0.0	21.0	23.36	23.51	23.64	23.33	23.36	0.0	24.6		
		1	25	24.79	25.83	25.82	25.01	25.12	0.0	26.7	19.45	19.77	19.62	19.61	19.95	0.0	21.0	23.44	23.87	23.93	23.64	23.71	0.0	24.6		
		1	49	24.81	25.51	25.53	24.67	24.85	0.0	26.7	19.46	19.46	19.28	19.32	19.66	0.0	21.0	23.39	23.61	23.63	23.34	23.45	0.0	24.6		
		25	0	23.76	24.70	24.75	23.87	23.94	1.0	25.7	19.41	19.72	19.55	19.49	19.79	0.0	21.0	23.35	23.77	23.83	23.52	23.55	0.0	24.6		
		25	12	23.90	24.86	24.87	24.03	24.15	1.0	25.7	19.53	19.79	19.52	19.67	19.67	0.0	21.0	23.43	23.96	23.92	23.67	23.75	0.0	24.6		
		25	25	23.88	24.79	24.77	23.94	24.05	1.0	25.7	19.54	19.75	19.46	19.57	19.91	0.0	21.0	23.43	23.87	23.87	23.57	23.69	0.0	24.6		
	16QAM	50	0	23.77	24.78	24.76	23.85	24.03	1.0	25.7	19.44	19.71	19.45	19.58	19.81	0.0	21.0	23.36	23.83	23.86	23.47	23.65	0.0	24.6		
		1	0	24.10	24.90	24.87	24.05	24.13	1.0	25.7	19.63	19.80	19.62	19.56	19.98	0.0	21.0	23.68	23.95	23.95	23.70	23.72	0.0	24.6		
		1	25	24.14	25.20	25.21	24.35	24.45	1.0	25.7	19.72	20.14	19.97	19.87	20.30	0.0	21.0	23.77	24.23	24.25	24.04	24.01	0.0	24.6		
		1	49	24.18	24.95	24.87	24.14	24.22	1.0	25.7	19.75	19.82	19.65	19.62	20.10	0.0	21.0	23.77	23.96	23.98	23.75	23.78	0.0	24.6		
		25	0	22.80	23.74	23.82	22.94	22.97	2.0	24.7	19.38	19.77	19.57	19.58	19.84	0.0	21.0	22.75	23.66	23.74	22.96	22.95	0.0	24.6		
		25	12	22.94	23.89	23.94	23.08	23.16	2.0	24.7	19.50	19.85	19.61	19.72	19.93	0.0	21.0	22.88	23.87	23.84	23.09	23.15	0.0	24.6		
	64QAM	25	25	22.91	23.82	23.83	22.97	23.11	2.0	24.7	19.52	19.80	19.52	19.64	19.96	0.0	21.0	22.86	23.78	23.73	23.01	23.06	0.0	24.6		
		50	0	22.79	23.77	23.78	22.89	23.05	2.0	24.7	19.46	19.70	19.48	19.63	19.79	0.0	21.0	22.76	23.76	23.76	22.90	23.03	0.0	24.6		
		1	0	22.69	23.28	23.21	22.52	22.73	2.0	24.7	19.68	19.65	19.54	19.50	19.76	0.0	21.0	22.69	23.25	23.08	22.46	22.35	0.0	24.6		
		1	25	22.79	23.55	23.45	22.85	22.99	2.0	24.7	19.78	19.98	19.83	19.81	20.10	0.0	21.0	22.78	23.58	23.33	22.75	22.98	0.0	24.6		
		1	49	22.78	23.26	23.00	22.56	22.83	2.0	24.7	19.79	19.65	19.50	19.49	19.81	0.0	21.0	22.80	23.24	23.01	22.47	22.96	0.0	24.6		
		25	0	21.46	22.28	22.13	21.46	21.71	3.0	23.7	19.42	19.75	19.58	19.57	19.85	0.0	21.0	21.43	22.26	22.08	21.41	21.44	1.0	23.6		
	256QAM	25	12	21.58	22.41	22.14	21.63	21.79	3.0	23.7	19.56	19.85	19.60	19.74	19.92	0.0	21.0	21.53	22.37	22.05	21.61	21.65	1.0	23.6		
		25	25	21.58	22.31	22.05	21.54	21.81	3.0	23.7	19.55	19.79	19.50	19.65	19.93	0.0	21.0	21.56	22.28	21.94	21.48	21.81	1.0	23.6		
		50	0	21.47	22.29	22.01	21.53	21.69	3.0	23.7	19.42	19.76	19.47	19.65	19.85	0.0	21.0	21.47	22.26	21.96	21.51	21.59	1.0	23.6		
		1	0	19.15	20.26	19.93	19.27	19.59	5.0	21.7	19.19	19.66	19.41	19.52	19.62	1.0	20.0	19.19	20.07	20.05	19.19	19.18	3.0	21.6		
		1	25	19.63	20.53	20.32	19.63	20.07	5.0	21.7	19.63	20.00	19.71	19.88	19.89	1.0	20.0	19.74	20.40	20.11	19.54	19.83	3.0	21.6		
		1	49	19.50	20.21	19.76	19.41	19.82	5.0	21.7	19.39	19.63	19.36	19.59	19.88	1.0	20.0	19.41	20.21	19.91	19.24	19.79	3.0	21.6		
		25	0	19.43	20.32	20.15	19.46	19.69	5.0	21.7	19.36	19.76	19.56	19.57	19.81	1.0	20.0	19.34	20.23	20.03	19.41	19.41	3.0	21.6		
		25	12	19.63	20.41	20.15	19.64	19.80	5.0	21.7	19.54	19.87	19.58	19.70	19.94	1.0	20.0	19.56	20.34	20.04	19.57	19.65	3.0	21.6		
		25	25	19.51	20.34	20.04	19.52	19.83	5.0	21.7	19.46	19.77	19.49	19.68	19.95	1.0	20.0	19.46	20.30	19.91	19.50	19.79	3.0	21.6		
		50	0	19.49	20.28	20.06	19.53	19.88	5.0	21.7	19.44	19.78	19.48	19.62	19.83	1.0	20.0	19.43	20.26	19.95	19.47	19.56	3.0	21.6		
		5 MHz	QPSK	1	0	24.76	25.20	25.18	24.89	25.02	0.0	26.7	19.33	19.66	19.51	19.54	19.80	0.0	21.0	23.60	23.80	23.82	23.54	23.61	0.0	24.6
				1	12	24.83	25.28	25.29	24.99	25.08	0.0	26.7	19.44	19.77	19.58	19.63	19.92	0.0	21.0	23.38	23.92	23.91	23.63	23.71	0.0	24.6
1	24			24.77	25.21	25.20	24.91	25.03	0.0	26.7	19.37	19.67	19.48	19.57	19.87	0.0	21.0	23.38	23.80	23.83	23.51	23.63	0.0	24.6		
12	0			23.74	24.19	24.27	24.03	24.10	1.0	25.7	19.35	19.80	19.57	19.52	19.85	0.0	21.0	23.30	23.84	23.90	23.62	23.68	0.0	24.6		
12	7			23.87	24.35	24.32	24.06	24.14	1.0	25.7	19.47	19.78	19.53	19.66	19.92	0.0	21.0	23.38	23.94	23.94	23.64	23.71	0.0	24.6		
12	13			23.85	24.28	24.32	24.01	24.12	1.0	25.7	19.47	19.77	19.50	19.65	19.93	0.0	21.0	23.41	23.92	23.91	23.60	23.69	0.0	24.6		
16QAM	25		0	23.81	24.31	24.30	24.00	24.06	1.0	25.7	19.45	19.79	19.50	19.61	19.88	0.0	21.0	23.38	23.89	23.91	23.59	23.69	0.0	24.6		
	1		0	24.14	24.72	24.67	24.33	24.51	1.0	25.7	19.67	20.17	19.87	19.86	20.29	0.0	21.0	23.73	24.23	24.35	23.92	24.04	0.0	24.6		
	1		12	24.27	24.86	24.77	24.44	24.76	1.0	25.7	19.76	20.23	19.95	20.03	20.40	0.0	21.0	23.87	24.00	24.30	23.97	24.20	0.0	24.6		
	1		24	24.18	24.78	24.66	24.30	24.60	1.0	25.7	19.72	20.10	19.80	19.86	20.29	0.0	21.0	23.84	24.26	24.34	23.89	24.02	0.0	24.6		
	12		0	22.84	23.25	23.38	23.09	23.20	2.0	24.7	19.45	19.88	19.68	19.54	19.84	0.0	21.0	22.81	23.26	23.31	23.11	23.23	0.0	24.6		
	12		7	22.99	23.42	23.42	23.08	23.22	2.0	24.7	19.58	19.94	19.65	19.67	19.87	0.0	21.0	22.90	23.37	23.35	23.10	23.29	0.0	24.6		
64QAM	12		13	22.94	23.35	23.38	23.03	23.18	2.0	24.7	19.56	19.90	19.62	19.62	19.91	0.0	21.0	22.90	23.33	23.30	23.05	23.25	0.0	24.6		
	25		0	22.86	23.32	23.31	22.98	23.17	2.0	24.7	19.48	19.83	19.56	19.72	19.82	0.0	21.0	22.89	23.34	23.30	23.05	23.07	0.0	24.6		
	1		0	22.75	23.05	22.88	22.70	22.99	2.0	24.7	19.63	19.96	19.82	19.75	20.11	0.0	21.0	22.69	23.01	22.79	22.71	22.97	0.0	24.6		
	1		12	22.83	23.16	22.95	22.81	23.14	2.0	24.7	19.75	20.00	19.88	19.83	20.20	0.0	21.0	22.79	23.03	22.84	22.81	23.09	0.0	24.6		
	1		24	22.85	23.07	22.79	22.75	23.07	2.0	24.7	19.72	19.95	19.76	19.76	20.12	0.0	21.0	22.74	22.96	22.73	22.75	23.05	0.0	24.6		
	12		0	21.49	21.87	21.72	21.52	21.78	3.0	23.7	19.47	19.84	19.64	19.63	19.93	0.0	21.0	21.44	21.86	21.71	21.51	21.79	1.0	23.6		
256QAM	12		7	21.60	21.93	21.65	21.62	21.82	3.0	23.7	19.60	19.90	19.56	19.74	19.96	0.0	21.0	21.58	21.89	21.66	21.60	21.66	1.0	23.6		
	12		13	21.60	21.91	21.64																				

9.4. NR (Sub 6GHz)

The following tests were conducted according to the test requirements outlined in section 6.2 of the 3GPP TS 138.521-1 specification.

UE Power Class: 3 (23 +/- 2dBm). The allowed Maximum Power Reduction (MPR) for the maximum output power due to higher order modulation and transmit bandwidth configuration (resource blocks) is specified in Table 6.2.3-1 of the 3GPP TS138.521-1.

Table 6.2.3-1: Maximum Power Reduction (MPR) for Power 3

Modulation	MPR (dB)		
	Edge RB allocations	Outer RB allocations	Inner RB allocations
DFT-s-OFDM Pi/2 BPSK	≤ 3.5 ¹	≤ 1.2 ¹	≤ 0.2 ¹
DFT-s-OFDM QPSK	≤ 1	≤ 0.5 ²	0 ²
DFT-s-OFDM 16 QAM	≤ 2		≤ 1
DFT-s-OFDM 64 QAM		≤ 2.5	
DFT-s-OFDM 256 QAM		≤ 4.5	
CP-OFDM QPSK	≤ 3		≤ 1.5
CP-OFDM 16 QAM	≤ 3		≤ 2
CP-OFDM 64 QAM		≤ 3.5	
CP-OFDM 256 QAM		≤ 6.5	

NOTE 1: Applicable for UE operating in TDD mode with Pi/2 BPSK modulation and UE indicates support for UE capability *powerBoosting-pi2BPSK* and if the IE *powerBoostPi2BPSK* is set to 1 and 40 % or less slots in radio frame are used for UL transmission for bands n40, n41, n77, n78 and n79. The reference power of 0dB MPR is 26dBm.

NOTE 2: Applicable for UE operating in FDD mode, or in TDD mode in bands other than n40, n41, n77, n78 and n79 and if the IE *powerBoostPi2BPSK* is set to 0 and if more than 40% of slots in radio frame are used for UL transmission for bands n40, n41, n77, n78 and n79.

The allowed A-MPR values specified below in Table 6.2.3.3.1-1 of 3GPP TS138.521-1 are in addition to the allowed MPR requirements. All the measurements below were performed with A-MPR disabled, by using Network Signaling Value of “NS_01”

Table 6.2.3.3.1-1: Additional maximum power reduction (A-MPR)

Network Signalling label	Requirements (subclause)	NR Band	Channel bandwidth (MHz)	Resources Blocks (N _{RB})	A-MPR (dB)
NS_01		Table 5.2-1	5, 10, 15, 20, 25, 30, 40, 50, 60, 80, 90, 100	Table 5.3.2-1	N/A

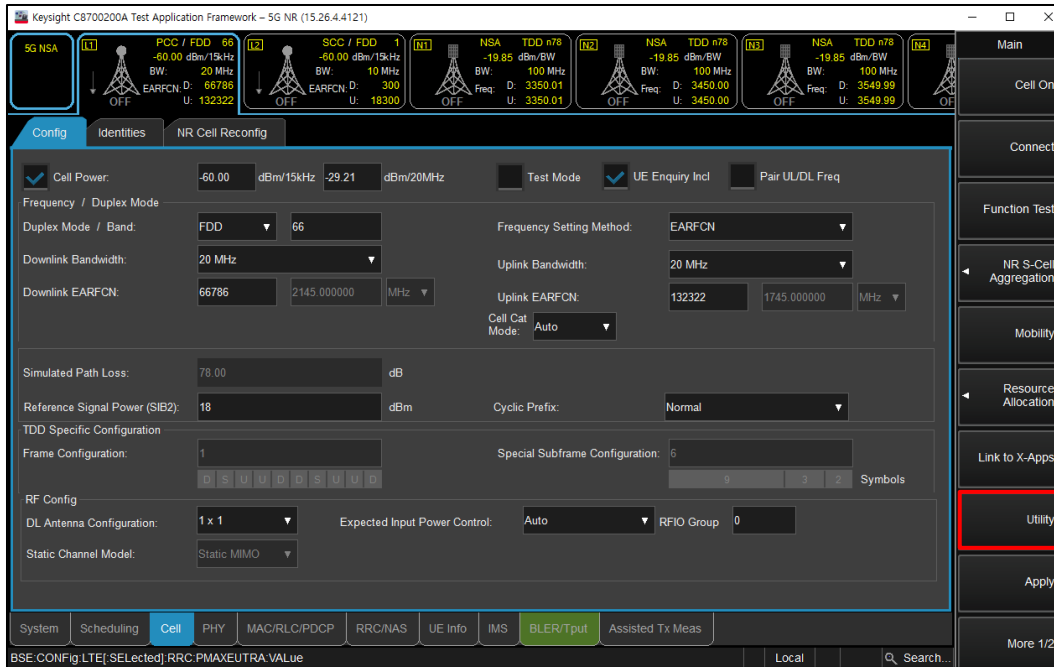
Uplink RB allocations were used to Table 6.1-1 of the 3GPP TS 138.521-1.

Channel Bandwidth	SCS(kHz)	OFDM	RB allocation							
			Edge_Full_Left	Edge_Full_Right	Edge_1RB_Left	Edge_1RB_Right	Outer_Full	Inner_Full	Inner_1RB_Left	Inner_1RB_Right
5MHz	15	DFT-s	2@0	2@23	1@0	1@24	25@0	12@6	1@1	1@23
		CP	2@0	2@23	1@0	1@24	25@0	13@6	1@1	1@23
	30	DFT-s	2@0	2@9	1@0	1@10	10@0	5@2 ¹	1@1	1@9
		CP	2@0	2@9	1@0	1@10	11@0	5@2 ¹	1@1	1@9
	60	DFT-s	N/A	N/A	N/A	N/A	N/A	N/A	N/A	N/A
		CP	N/A	N/A	N/A	N/A	N/A	N/A	N/A	N/A
10MHz	15	DFT-s	2@0	2@50	1@0	1@51	50@0	25@12	1@1	1@50
		CP	2@0	2@50	1@0	1@51	52@0	26@13	1@1	1@50
	30	DFT-s	2@0	2@22	1@0	1@23	24@0	12@6	1@1	1@22
		CP	2@0	2@22	1@0	1@23	24@0	12@6	1@1	1@22
	60	DFT-s	2@0	2@9	1@0	1@10	10@0	5@2 ¹	1@1	1@9
		CP	2@0	2@9	1@0	1@10	11@0	5@2 ¹	1@1	1@9
15MHz	15	DFT-s	2@0	2@77	1@0	1@78	75@0	38@18	1@1	1@77
		CP	2@0	2@77	1@0	1@78	79@0	39@19 ¹	1@1	1@77
	30	DFT-s	2@0	2@36	1@0	1@37	38@0	19@9	1@1	1@36
		CP	2@0	2@36	1@0	1@37	38@0	19@9	1@1	1@36
	60	DFT-s	2@0	2@16	1@0	1@17	18@0	9@4	1@1	1@16
		CP	2@0	2@16	1@0	1@17	18@0	9@4	1@1	1@16
20MHz	15	DFT-s	2@0	2@104	1@0	1@105	106@0	53@26	1@1	1@104
		CP	2@0	2@104	1@0	1@105	106@0	53@26	1@1	1@104
	30	DFT-s	2@0	2@49	1@0	1@50	50@0	25@12	1@1	1@49
		CP	2@0	2@49	1@0	1@50	51@0	25@12 ¹	1@1	1@49
	60	DFT-s	2@0	2@22	1@0	1@23	24@0	12@6	1@1	1@22
		CP	2@0	2@22	1@0	1@23	24@0	12@6	1@1	1@22

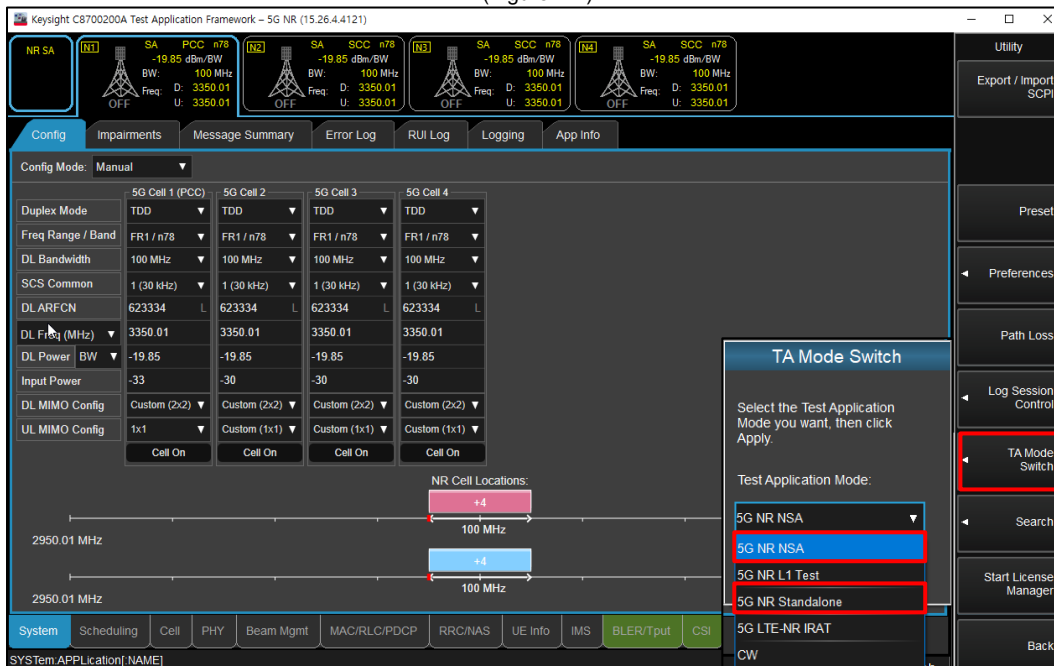
Procedures used to establish power measurement for NR Bands

Switching to NSA mode or SA mode

- Click the “Utility” button in the right of Test application screen
- Select “5G NR NSA” in the “TA Mode Switch” for NSA mode
- Select “5G NR Standalone” in the “TA Mode Switch” for SA mode



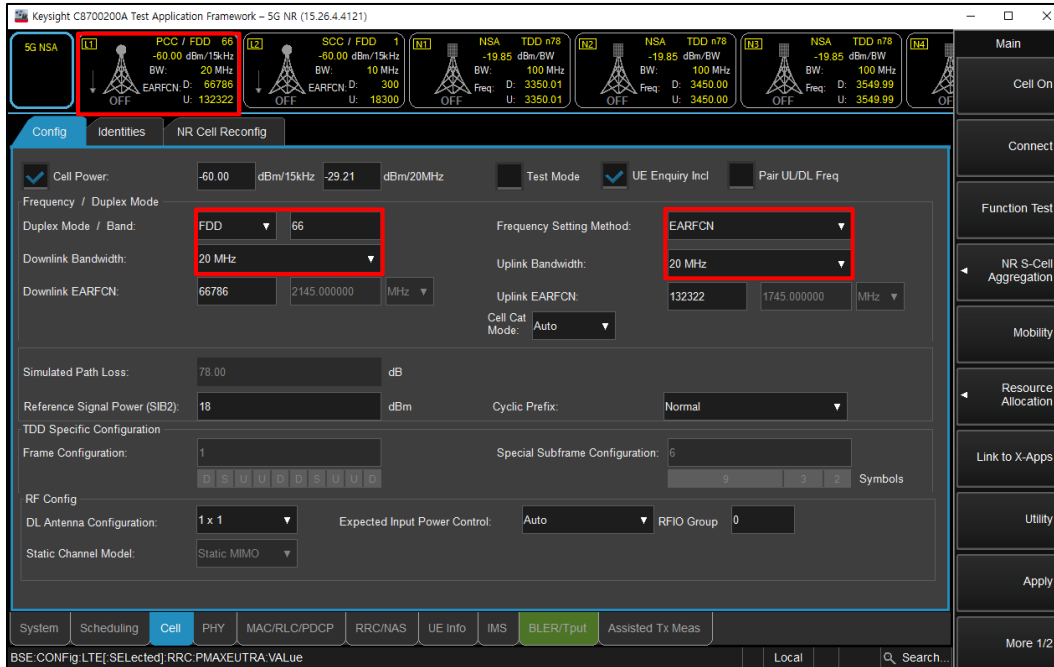
(Figure 1-1)



(Figure 1-2)

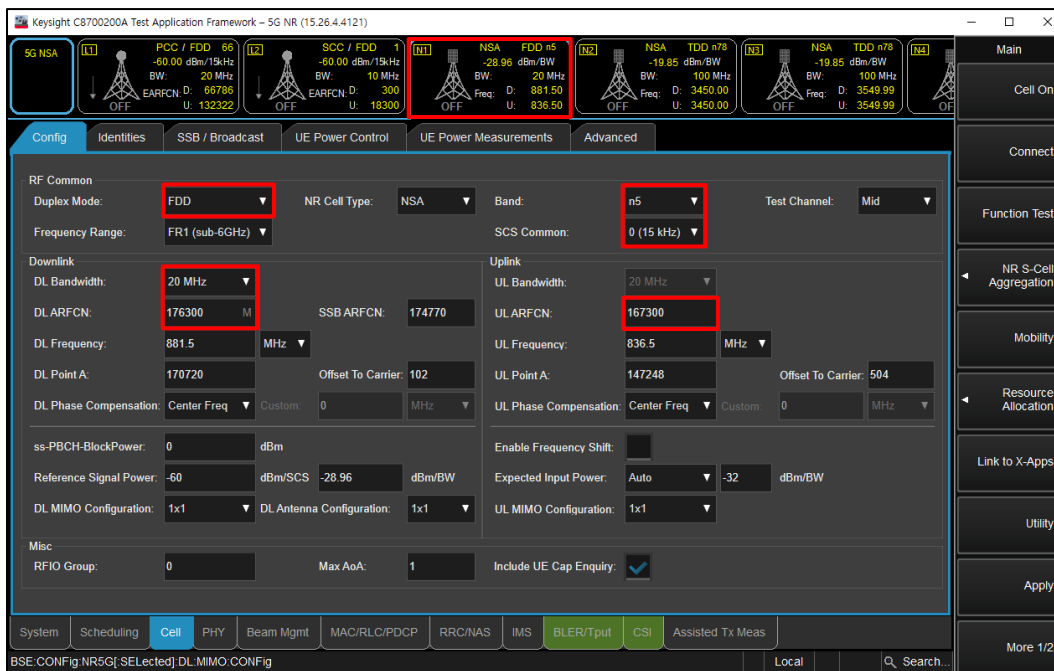
NSA Mode

- Select operating band, BW and Channel for LTE (LTE -> Cell -> Config)



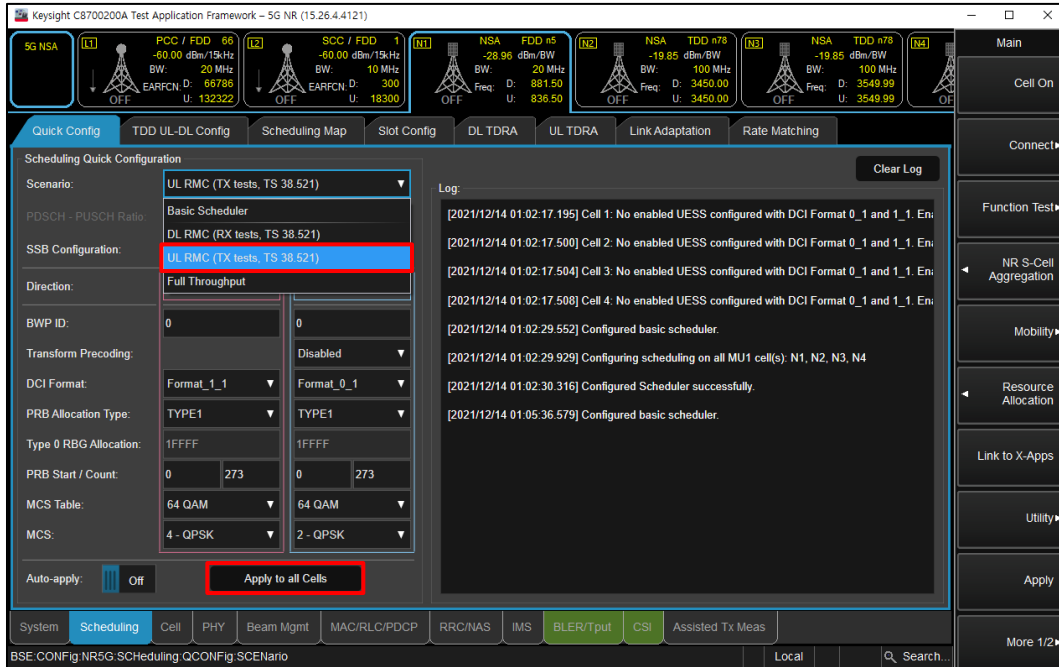
(Figure 2-1)

- Select operating band, SCS, BW and Channel for NR (NR -> Cell -> Config)



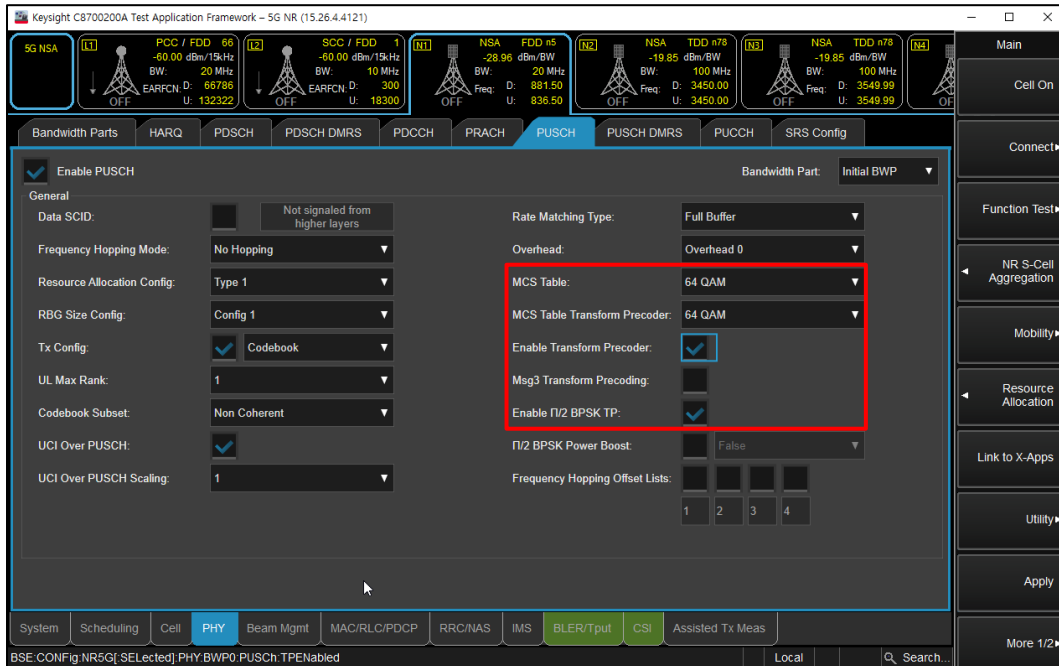
(Figure 2-2)

- Select “UL RMC (TX tests, TS 38.521)” for maximum power RB scheduling (NR -> Scheduling -> Quick Config)



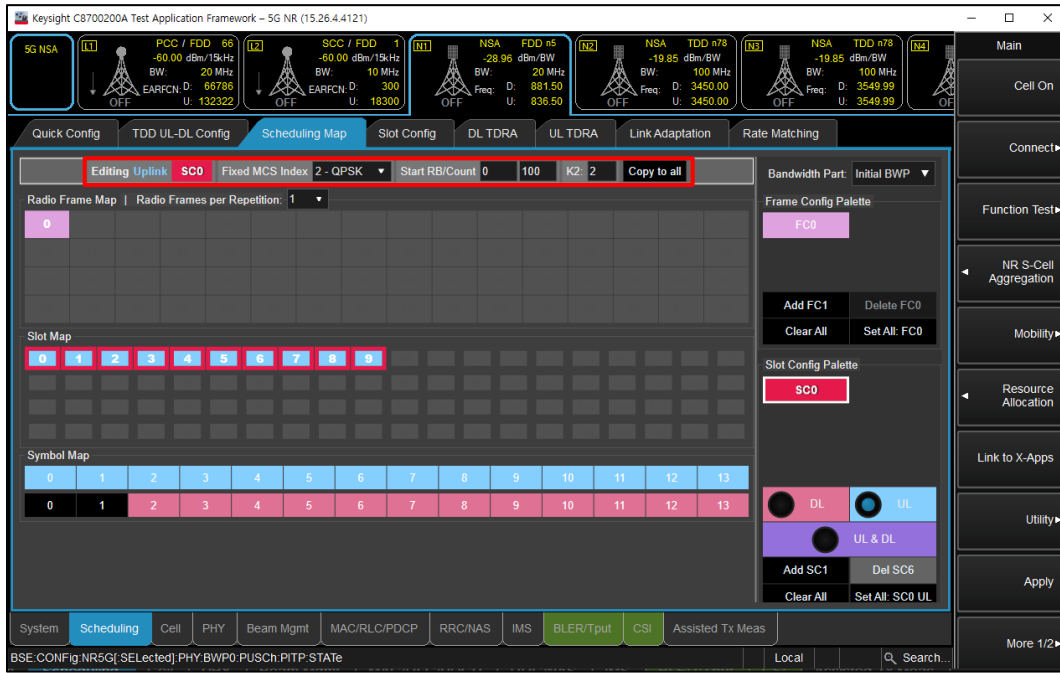
(Figure 2-3)

- To set waveform for NR Band (NR -> PHY -> PUSCH)
 - Select highest modulation in the MCS Table and MCS Table Transform Precoder
 - Enable Transform Precoder: DFT-s-OFDM / disable for CP-OFDM
 - Enable pi/2 BPSK TP: DFT-s-OFDM, pi/2 BPSK modulation



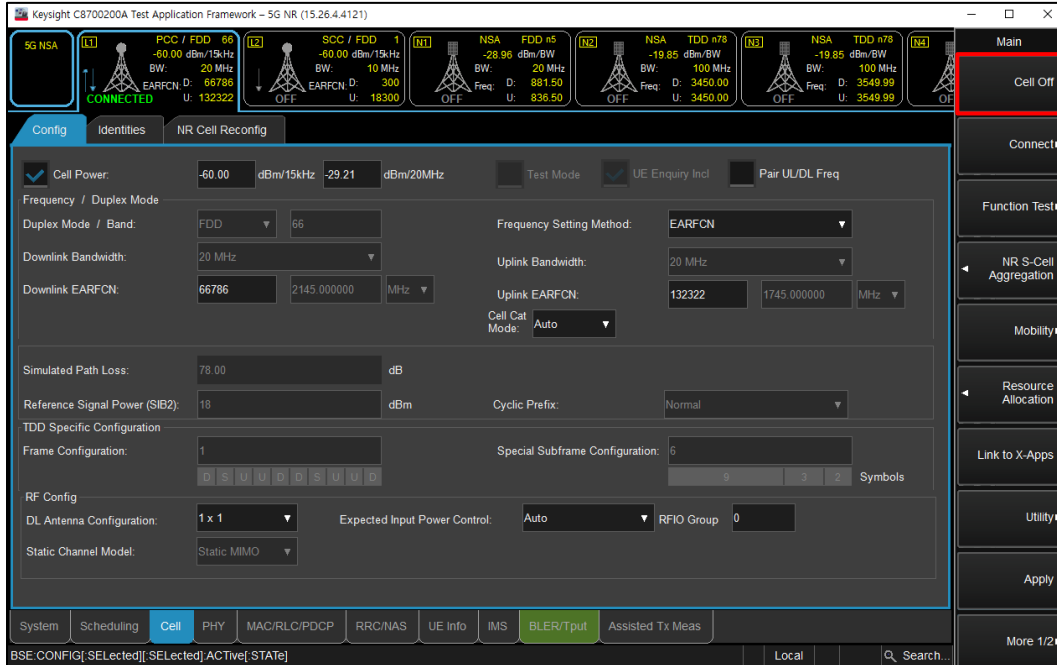
(Figure 2-4)

- Select Uplink Modulation and RB setting (NR -> Scheduling -> Scheduling Map)



(Figure 2-5)

- Click “Cell On” button in the right of Test application screen in the LTE tab
- If necessary, turn the Airplane Mode on/off in the DUT



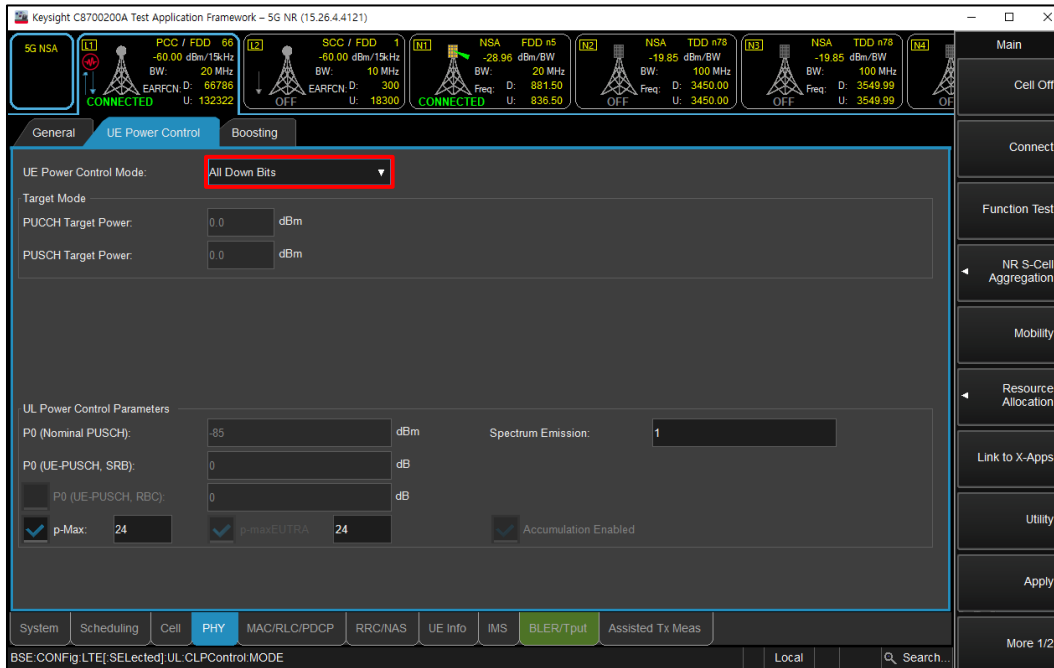
(Figure 2-6)

- Click “Cell On” button in the right of Test application screen in the NR tab
- Click “NR S-Cell Aggregation” and “Apply” to aggregate NR band



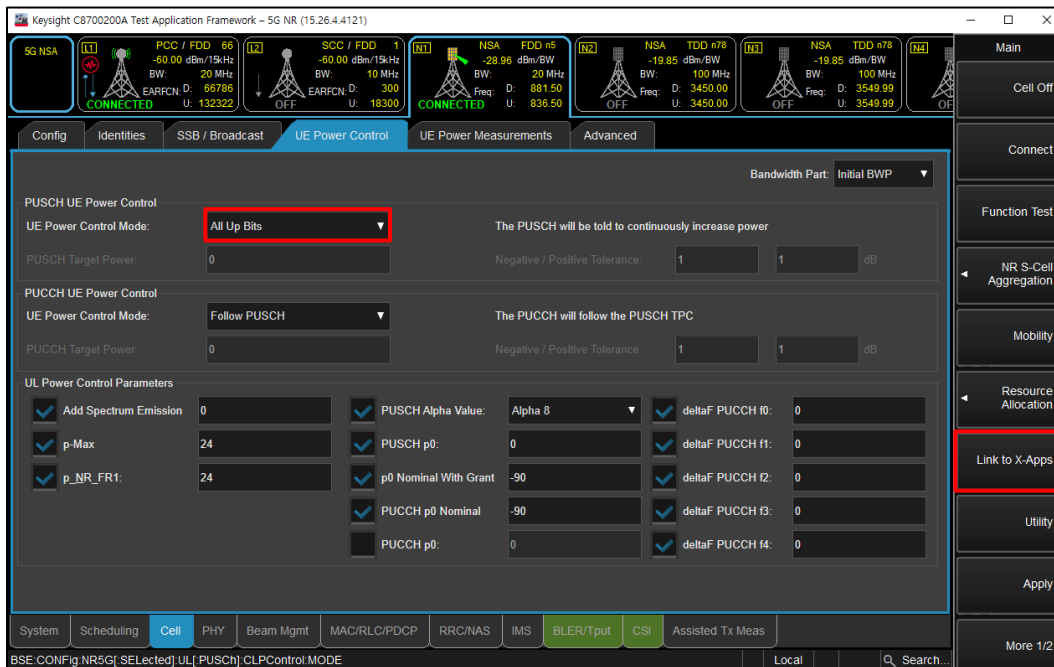
(Figure 2-7)

- Select “All Down Bits” of UL Power control Mode in LTE tab for NR maximum power (LTE -> PHY -> UE Power Control)



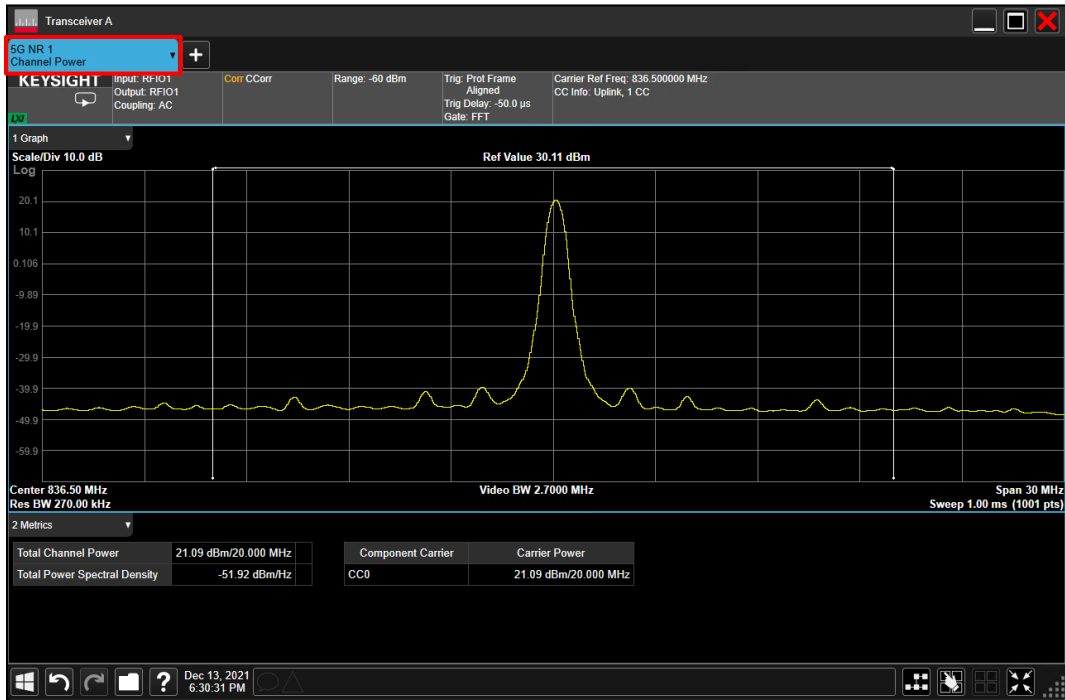
(Figure 2-8)

- Select “All Up Bits” of UL Power control Mode in NR tab for NR maximum power (NR -> Cell -> UE Power Control)
- To read the output power, click the “Link to X-Apps”



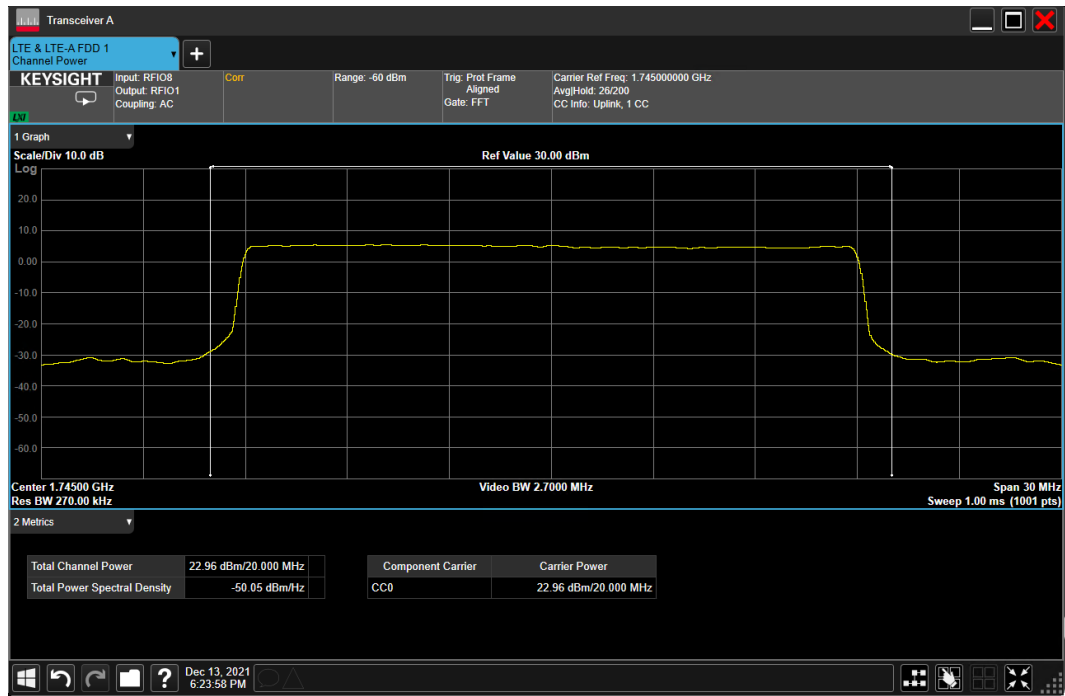
(Figure 2-9)

- Select "Channel Power" for NR output power



(Figure 2-10)

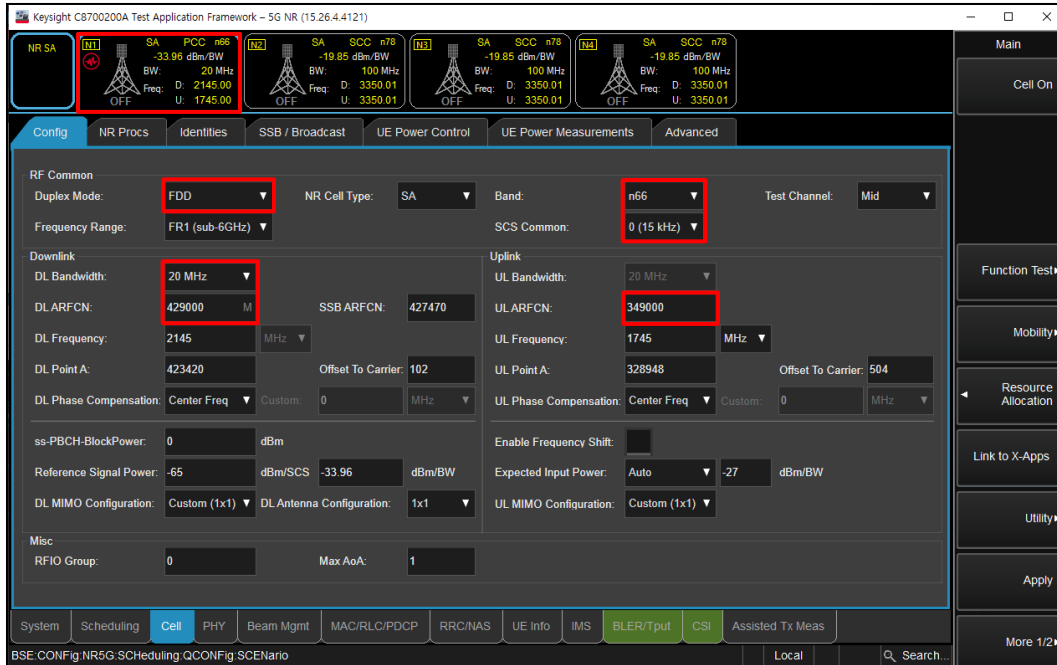
- Select "Channel Power" for LTE output power



(Figure 2-11)

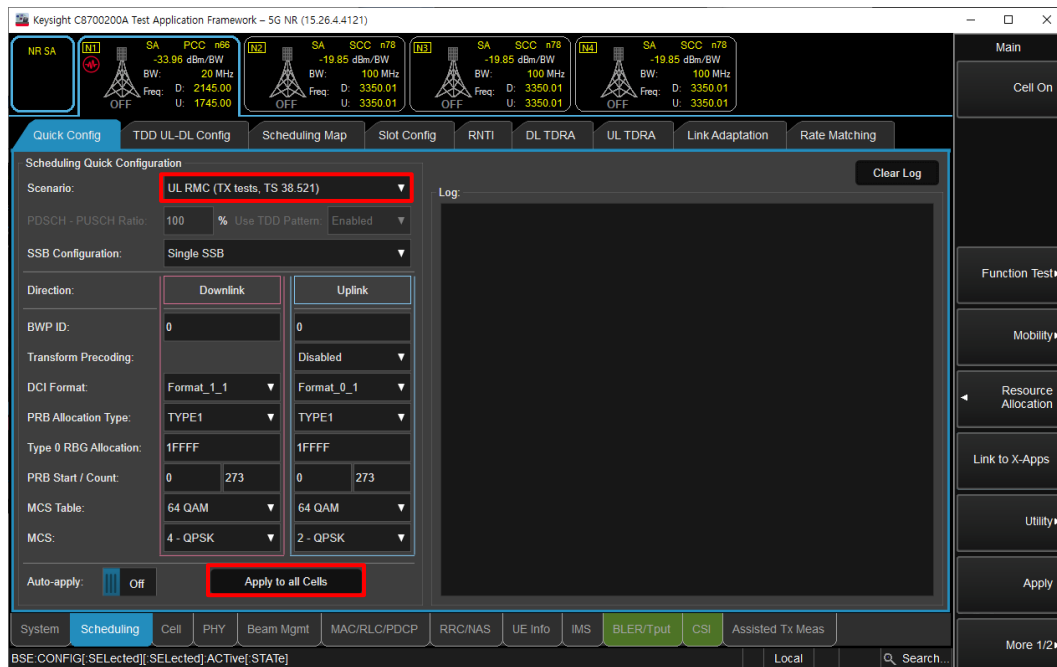
SA Mode

- Select operating band, SCS, BW and Channel for NR (NR -> Cell -> Config)



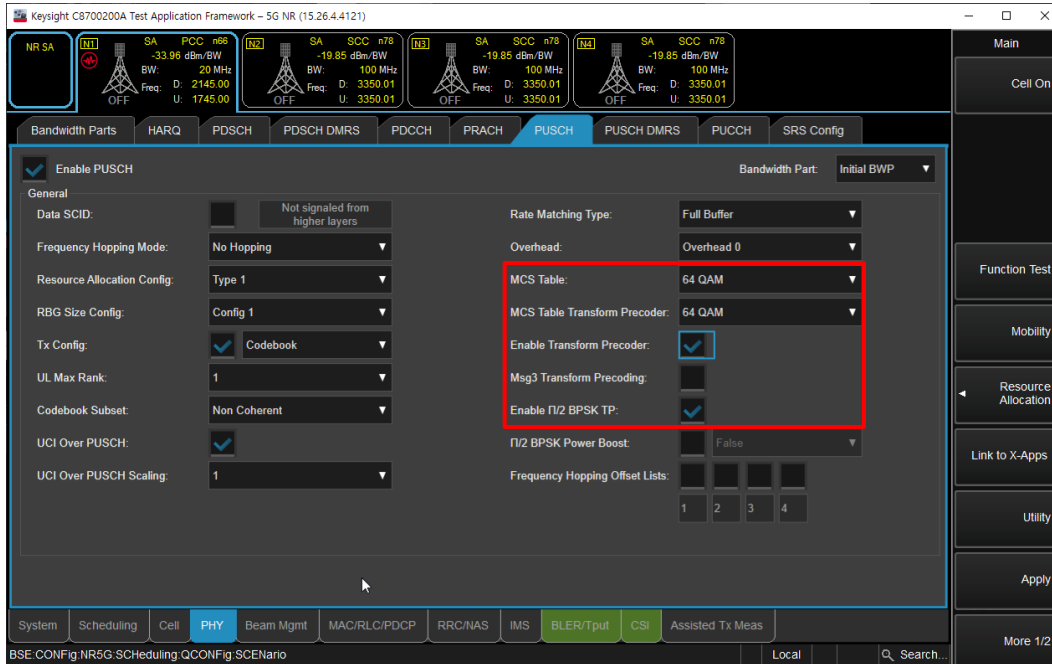
(Figure 3-1)

- Select "UL RMC (TX tests, TS 38.521)" for maximum power RB scheduling (NR -> Scheduling -> Quick Config)



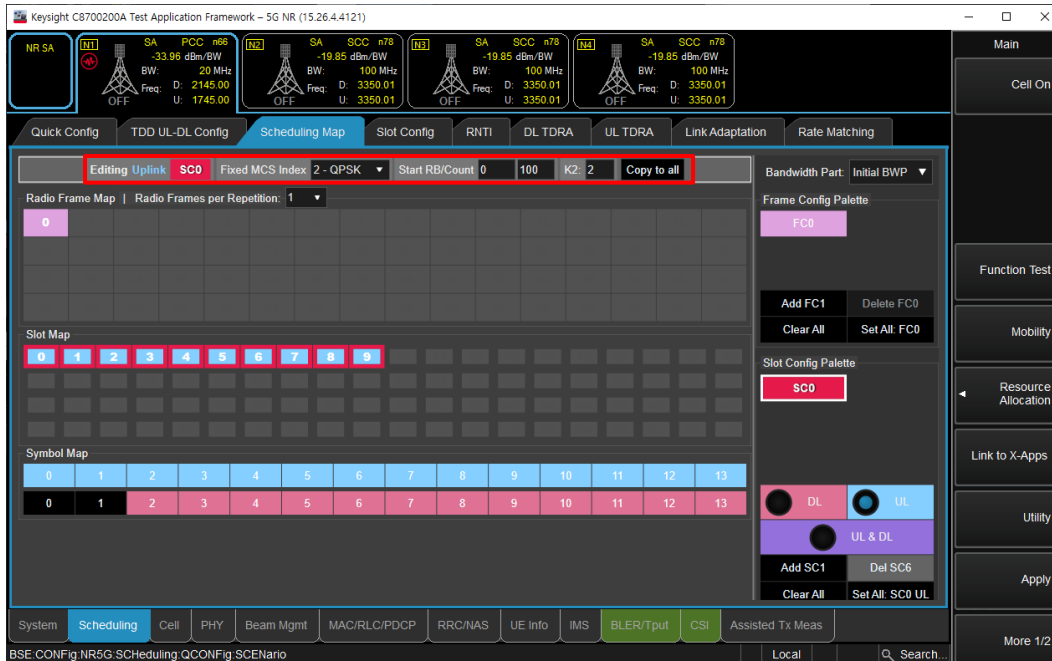
(Figure 3-2)

- To set waveform for NR Band (NR -> PHY -> PUSCH)
 - Select highest modulation in the MCS Table and MCS Table Transform Precoder
 - Enable Transform Precoder: DFT-s-OFDM / disable for CP-OFDM
 - Enable pi/2 BPSK TP: DFT-s-OFDM, pi/2 BPSK modulation



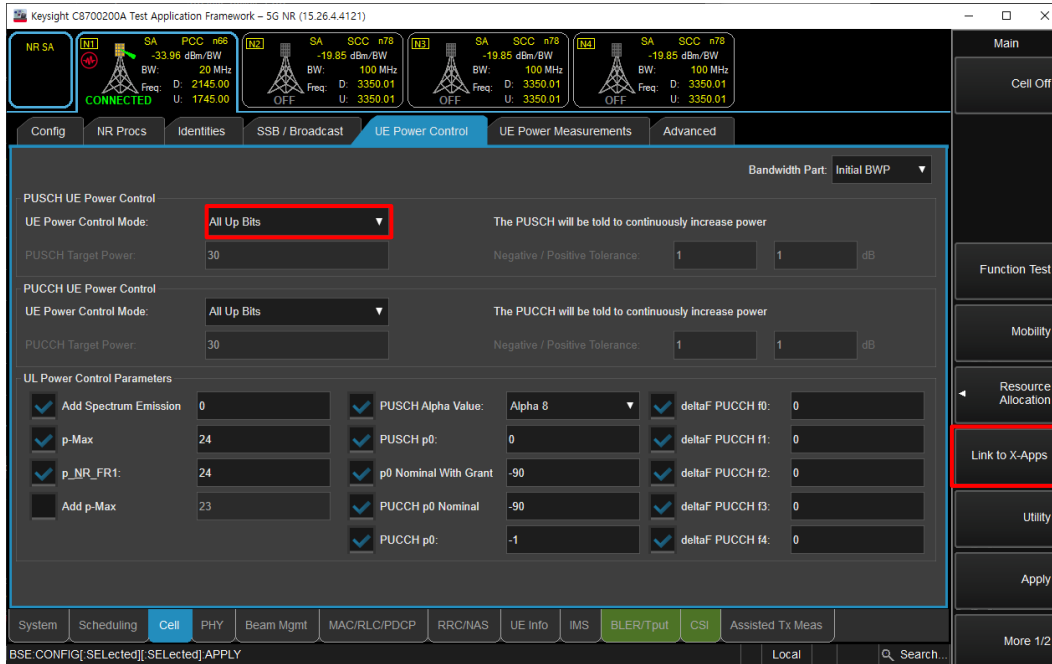
(Figure 3-3)

- Select Uplink Modulation and RB setting (NR -> Scheduling -> Scheduling Map)



(Figure 3-4)

- Click “Cell On” button in the right of Test application screen
- If necessary, turn the Airplane Mode on/off in the DUT
- Select “All Up Bits” of UL Power control Mode (Cell -> UE Power Control)
- To read the output power, click the “Link to X-Apps”



(Figure 3-5)

- Select “Channel Power”



(Figure 3-6)

NR Band n5 Measured Results

BW (MHz)	Modulation	Mode	RB Allocation	RB offset	Maximum Allowed Average Power (dBm)				
					DSI = 0, 1, 2, 3, 4				
					Measured Pwr (dBm)			MPR	Tune-up Limit
					166800	167300	167800		
834 MHz	836.5 MHz	839 MHz							
20 MHz	DFT-s-OFDM	π/2 BPSK	1	1		24.03		0.0	25.0
			1	53		23.96		0.0	25.0
			1	104		23.93		0.0	25.0
			50	0		23.65		0.5	24.5
			50	25		24.14		0.0	25.0
			50	54		23.63		0.5	24.5
		100	0		23.55		0.5	24.5	
		QPSK	1	1		24.11		0.0	25.0
			1	53		23.94		0.0	25.0
			1	104		24.02		0.0	25.0
			50	0		23.16		1.0	24.0
			50	25		24.04		0.0	25.0
			50	54		23.08		1.0	24.0
		16QAM	100	0		23.10		1.0	24.0
			1	1		23.03		1.0	24.0
			1	53		23.06		1.0	24.0
64QAM	1	104		23.12		1.0	24.0		
	1	1		22.11		2.5	22.5		
256QAM	1	1		19.44		4.5	20.5		
	CP-OFDM	QPSK	1	1		22.59		1.5	23.5
BW (MHz)	Modulation	Mode	RB Allocation	RB offset	Measured Pwr (dBm)			MPR	Tune-up Limit
					166300	167300	168300		
					831.5 MHz	836.5 MHz	841.5 MHz		
15 MHz	DFT-s-OFDM	π/2 BPSK	1	1		23.84		0.0	25.0
			1	40		23.78		0.0	25.0
			1	77		23.64		0.0	25.0
			36	0		23.38		0.5	24.5
			36	18		23.74		0.0	25.0
			36	43		23.20		0.5	24.5
		75	0		23.32		0.5	24.5	
		QPSK	1	1		23.89		0.0	25.0
			1	40		23.75		0.0	25.0
			1	77		23.64		0.0	25.0
			36	0		22.81		1.0	24.0
			36	18		23.79		0.0	25.0
			36	43		22.74		1.0	24.0
		75	0		22.78		1.0	24.0	
		16QAM	1	1		22.83		1.0	24.0
		64QAM	1	1		21.47		2.5	22.5
256QAM	1	1		18.86		4.5	20.5		
CP-OFDM	QPSK	1	1		22.45		1.5	23.5	

NR Band n5 Measured Results (Continued)

BW (MHz)	Modulation	Mode	RB Allocation	RB offset	Measured Pwr (dBm)			MPR	Tune-up Limit
					165800	167300	168800		
					829 MHz	836.5 MHz	844 MHz		
10 MHz	DFT-s-OFDM	π/2 BPSK	1	1		23.77		0.0	25.0
			1	26		23.66		0.0	25.0
			1	50		23.61		0.0	25.0
			25	0		23.23		0.5	24.5
			25	12		23.69		0.0	25.0
			25	27		23.10		0.5	24.5
			50	0		23.16		0.5	24.5
		QPSK	1	1		23.74		0.0	25.0
			1	26		23.67		0.0	25.0
			1	50		23.60		0.0	25.0
			25	0		22.67		1.0	24.0
			25	12		23.70		0.0	25.0
			25	27		22.46		1.0	24.0
		50	0		22.66		1.0	24.0	
16QAM	1	1		22.70		1.0	24.0		
64QAM	1	1		21.45		2.5	22.5		
256QAM	1	1		18.70		4.5	20.5		
CP-OFDM	QPSK	1	1		22.25		1.5	23.5	
BW (MHz)	Modulation	Mode	RB Allocation	RB offset	Measured Pwr (dBm)			MPR	Tune-up Limit
					165300	167300	169300		
					826.5 MHz	836.5 MHz	846.5 MHz		
5 MHz	DFT-s-OFDM	π/2 BPSK	1	1	23.92	23.70	23.75	0.0	25.0
			1	13	23.84	23.68	23.70	0.0	25.0
			1	23	23.83	23.65	23.69	0.0	25.0
			12	0	23.37	23.19	23.14	0.5	24.5
			12	6	23.83	23.65	23.60	0.0	25.0
			12	13	23.27	23.17	23.12	0.5	24.5
			25	0	23.38	23.17	23.15	0.5	24.5
		QPSK	1	1	23.94	23.76	23.67	0.0	25.0
			1	13	23.84	23.64	23.70	0.0	25.0
			1	23	23.80	23.65	23.74	0.0	25.0
			12	0	22.82	22.66	22.61	1.0	24.0
			12	6	23.78	23.68	23.58	0.0	25.0
			12	13	22.77	22.65	22.60	1.0	24.0
			25	0	22.84	22.64	22.54	1.0	24.0
		16QAM	1	1	22.89	22.76	22.63	1.0	24.0
		64QAM	1	1	21.61	21.44	21.40	2.5	22.5
		256QAM	1	1	18.90	18.66	18.67	4.5	20.5
		CP-OFDM	QPSK	1	1	22.32	22.39	22.23	1.5

NR Band n12 Measured Results

BW (MHz)	Modulation	Mode	RB Allocation	RB offset	Maximum Allowed Average Power (dBm)				
					DSI = 0, 1, 2, 3, 4				
					Measured Pwr (dBm)			MPR	Tune-up Limit
					141300 706.5 MHz	141500 707.5 MHz	141700 708.5 MHz		
15 MHz	DFT-s-OFDM	π/2 BPSK	1	1		24.57		0.0	25.0
			1	40		24.44		0.0	25.0
			1	77		24.36		0.0	25.0
			36	0		24.01		0.5	24.5
			36	22		24.49		0.0	25.0
			36	43		23.98		0.5	24.5
		75	0		24.11		0.5	24.5	
		QPSK	1	1		24.41		0.0	25.0
			1	40		24.30		0.0	25.0
			1	77		24.17		0.0	25.0
			36	0		23.61		1.0	24.0
			36	22		24.56		0.0	25.0
			36	43		23.52		1.0	24.0
			75	0		23.55		1.0	24.0
	16QAM		1	1		23.57		1.0	24.0
	16QAM	1	40		23.49		1.0	24.0	
16QAM	1	77		23.36		1.0	24.0		
64QAM	1	1		22.37		2.5	22.5		
256QAM	1	1		19.68		4.5	20.5		
CP-OFDM	QPSK	1	1		21.79		1.5	23.5	
10 MHz	DFT-s-OFDM	π/2 BPSK	1	1		24.18		0.0	25.0
			1	26		24.25		0.0	25.0
			1	50		24.10		0.0	25.0
			25	0		23.39		0.5	24.5
			25	14		24.38		0.0	25.0
			25	27		23.36		0.5	24.5
		50	0		23.39		0.5	24.5	
		QPSK	1	1		24.38		0.0	25.0
			1	26		24.37		0.0	25.0
			1	50		24.23		0.0	25.0
			25	0		23.40		1.0	24.0
			25	14		24.39		0.0	25.0
			25	27		23.37		1.0	24.0
			50	0		23.38		1.0	24.0
	16QAM		1	1		23.30		1.0	24.0
	64QAM	1	1		22.09		2.5	22.5	
256QAM	1	1		19.26		4.5	20.5		
CP-OFDM	QPSK	1	1		22.82		1.5	23.5	
5 MHz	DFT-s-OFDM	π/2 BPSK	1	1	24.25	24.35	24.13	0.0	25.0
			1	13	24.27	24.35	24.10	0.0	25.0
			1	23	24.21	24.29	24.09	0.0	25.0
			12	0	23.43	23.44	23.24	0.5	24.5
			12	7	24.35	24.41	24.18	0.0	25.0
			12	13	23.37	23.43	23.21	0.5	24.5
		25	0	23.39	23.42	23.24	0.5	24.5	
		QPSK	1	1	24.45	24.45	24.26	0.0	25.0
			1	13	24.36	24.44	24.24	0.0	25.0
			1	23	24.34	24.42	24.16	0.0	25.0
			12	0	23.47	23.47	23.28	1.0	24.0
			12	7	24.39	24.37	24.24	0.0	25.0
			12	13	23.32	23.40	23.19	1.0	24.0
			25	0	23.40	23.43	23.22	1.0	24.0
	16QAM		1	1	23.39	23.39	23.21	1.0	24.0
	64QAM	1	1	22.11	22.14	21.92	2.5	22.5	
256QAM	1	1	19.42	19.43	19.17	4.5	20.5		
CP-OFDM	QPSK	1	1	22.82	22.86	22.66	1.5	23.5	

NR Band n25 Measured Results

BW (MHz)	Modulation	Mode	RB Allocation	RB offset	Maximum Allowed Average Power (dBm)														
					DSI = 0, 2					DSI = 3					DSI = 1, 4				
					Measured Pwr (dBm)			MPR	Tune-up Limit	Measured Pwr (dBm)			MPR	Tune-up Limit	Measured Pwr (dBm)			MPR	Tune-up Limit
					372000	376500	381000			372000	376500	381000			372000	376500	381000		
1860 MHz	1882.5 MHz	1905 MHz	1860 MHz	1882.5 MHz	1905 MHz	1860 MHz	1882.5 MHz	1905 MHz											
20 MHz	DFT-s-OFDM	π/2 BPSK	1	1	23.51	23.38	23.57	0.0	24.5	16.80	17.04	17.11	0.0	18.0	20.31	20.57	20.44	0.0	21.0
			1	53	23.68	23.47	23.51	0.0	24.5	16.89	17.04	17.13	0.0	18.0	20.31	20.49	20.44	0.0	21.0
			1	104	23.45	23.45	22.23	0.0	24.5	17.00	17.07	17.08	0.0	18.0	20.52	20.48	20.40	0.0	21.0
			50	0	23.16	23.16	23.16	0.5	24.0	16.99	17.22	17.21	0.0	18.0	20.49	20.69	20.64	0.0	21.0
			50	25	23.71	23.70	23.68	0.0	24.5	17.16	17.20	17.22	0.0	18.0	20.58	20.69	20.62	0.0	21.0
			50	54	23.23	23.16	23.26	0.5	24.0	17.14	17.19	17.23	0.0	18.0	20.63	20.63	20.59	0.0	21.0
		100	0	23.20	23.21	23.32	0.5	24.0	17.02	17.25	17.24	0.0	18.0	20.54	20.66	20.62	0.0	21.0	
		QPSK	1	1	23.56	23.68	23.74	0.0	24.5	16.97	17.16	17.19	0.0	18.0	20.42	20.61	20.52	0.0	21.0
			1	53	23.61	23.66	23.80	0.0	24.5	16.99	17.19	17.21	0.0	18.0	20.31	20.58	20.61	0.0	21.0
			1	104	23.41	23.57	22.82	0.0	24.5	17.12	17.16	17.20	0.0	18.0	20.51	20.44	20.41	0.0	21.0
			50	0	22.74	22.69	22.82	1.0	23.5	17.03	17.17	17.26	0.0	18.0	20.48	20.68	20.62	0.0	21.0
			50	25	23.73	23.67	23.78	0.0	24.5	17.15	17.22	17.27	0.0	18.0	20.63	20.68	20.69	0.0	21.0
			50	54	22.75	22.63	22.83	1.0	23.5	17.14	17.20	17.21	0.0	18.0	20.63	20.57	20.54	0.0	21.0
		16QAM	1	1	22.69	22.43	22.79	1.0	23.5	16.89	17.11	17.13	0.0	18.0	20.54	20.64	21.00	0.0	21.0
			1	53	22.79	22.34	22.84	1.0	23.5	16.97	17.12	17.16	0.0	18.0	20.85	21.00	20.57	0.0	21.0
			1	104	22.27	22.47	22.16	1.0	23.5	17.10	17.11	17.20	0.0	18.0	20.65	21.00	20.53	0.0	21.0
64QAM	1	1	21.38	21.30	21.56	2.5	22.0	17.09	17.29	17.32	0.0	18.0	20.87	20.32	20.92	0.0	21.0		
256QAM	1	1	19.06	18.78	18.93	4.5	20.0	16.46	16.74	16.71	0.0	18.0	18.72	18.92	18.84	0.0	21.0		
CP-OFDM	QPSK	1	1	22.13	21.92	22.01	1.5	23.0	16.96	17.20	17.24	0.0	18.0	20.58	20.71	20.94	0.0	21.0	
15 MHz	DFT-s-OFDM	π/2 BPSK	1	1	23.78	23.42	23.28	0.0	24.5	16.97	17.21	17.15	0.0	18.0	20.52	20.62	20.52	0.0	21.0
			1	40	23.82	23.49	23.46	0.0	24.5	16.98	17.15	17.19	0.0	18.0	20.35	20.56	20.37	0.0	21.0
			1	77	23.72	23.66	23.48	0.0	24.5	17.16	17.17	17.18	0.0	18.0	20.61	20.53	20.44	0.0	21.0
			36	0	22.83	23.26	22.53	0.5	24.0	17.13	17.30	17.29	0.0	18.0	20.62	20.75	20.62	0.0	21.0
			36	22	23.88	23.79	23.52	0.0	24.5	17.07	17.26	17.27	0.0	18.0	20.58	20.67	20.55	0.0	21.0
			36	43	22.83	23.36	22.60	0.5	24.0	17.21	17.28	17.33	0.0	18.0	20.72	20.68	20.62	0.0	21.0
			75	0	22.90	23.24	22.55	0.5	24.0	17.11	17.32	17.32	0.0	18.0	20.62	20.69	20.65	0.0	21.0
		QPSK	1	1	23.85	23.83	23.50	0.0	24.5	17.15	17.28	17.26	0.0	18.0	20.47	20.58	20.55	0.0	21.0
			1	40	23.87	23.76	23.52	0.0	24.5	17.12	17.29	17.27	0.0	18.0	20.45	20.54	20.42	0.0	21.0
			1	77	23.76	23.28	23.55	0.0	24.5	17.23	17.28	17.25	0.0	18.0	20.56	20.52	20.30	0.0	21.0
			36	0	22.86	22.86	22.53	1.0	23.5	17.09	17.31	17.28	0.0	18.0	20.57	20.71	20.61	0.0	21.0
			36	18	23.92	23.80	23.55	0.0	24.5	17.10	17.28	17.34	0.0	18.0	20.58	20.70	20.60	0.0	21.0
			36	43	22.88	22.78	22.61	1.0	23.5	17.23	17.32	17.32	0.0	18.0	20.72	20.68	20.63	0.0	21.0
			75	0	22.89	22.79	22.54	1.0	23.5	17.17	17.27	17.34	0.0	18.0	20.58	20.69	20.64	0.0	21.0
		16QAM	1	1	22.88	22.76	22.24	1.0	23.5	17.03	17.27	17.22	0.0	18.0	20.70	20.78	20.99	0.0	21.0
		64QAM	1	1	21.56	21.53	21.13	2.5	22.0	17.25	17.44	17.38	0.0	18.0	20.18	21.00	20.90	0.0	21.0
256QAM	1	1	18.79	18.81	18.47	4.5	20.0	16.55	16.79	16.74	0.0	18.0	18.66	18.86	18.71	0.0	21.0		
CP-OFDM	QPSK	1	1	20.90	22.17	20.51	1.5	23.0	17.19	17.31	17.30	0.0	18.0	20.67	20.82	20.58	0.0	21.0	

Notes:

NR Band n2 is covered by NR Band n25.

NR Band n25 Measured Results (Continued)

BW (MHz)	Modulation	Mode	RB Allocation	RB offset	Measured Pwr (dBm)				MPR	Tune-up Limit	Measured Pwr (dBm)				MPR	Tune-up Limit				
					371000	376500	382000	MPR			371000	376500	382000	MPR						
					1855 MHz	1882.5 MHz	1910 MHz				1855 MHz	1882.5 MHz	1910 MHz							
10 MHz	DFT-s-OFDM	π/2 BPSK	1	1	23.73	23.41	23.37	0.0	24.5	16.88	17.16	17.09	0.0	18.0	20.29	20.52	20.31	0.0	21.0	
			1	26	23.71	23.50	23.43	0.0	24.5	17.00	17.15	17.13	0.0	18.0	20.44	20.49	20.36	0.0	21.0	
			1	50	23.74	23.48	23.36	0.0	24.5	16.97	17.14	17.12	0.0	18.0	20.40	20.48	20.33	0.0	21.0	
			25	0	22.76	22.56	22.92	0.5	24.0	16.97	17.25	17.17	0.0	18.0	20.44	20.66	20.45	0.0	21.0	
			25	14	23.78	23.53	23.45	0.0	24.5	17.09	17.24	17.15	0.0	18.0	20.52	20.58	20.41	0.0	21.0	
			25	27	22.80	22.58	22.93	0.5	24.0	17.14	17.23	17.13	0.0	18.0	20.51	20.63	20.44	0.0	21.0	
			50	0	22.75	22.53	22.92	0.5	24.0	17.10	17.22	17.15	0.0	18.0	20.49	20.60	20.45	0.0	21.0	
		QPSK	1	1	23.78	23.53	23.34	0.0	24.5	16.96	17.24	17.16	0.0	18.0	20.29	20.51	20.35	0.0	21.0	
			1	26	23.79	23.54	23.42	0.0	24.5	17.08	17.25	17.21	0.0	18.0	20.39	20.53	20.34	0.0	21.0	
			1	50	23.77	23.49	23.46	0.0	24.5	17.09	17.19	17.13	0.0	18.0	20.37	20.45	20.27	0.0	21.0	
			25	0	22.79	22.56	22.43	1.0	23.5	16.99	17.29	17.15	0.0	18.0	20.43	20.64	20.42	0.0	21.0	
			25	14	23.78	23.50	23.43	0.0	24.5	17.07	17.23	17.18	0.0	18.0	20.52	20.61	20.43	0.0	21.0	
			25	27	22.85	22.56	22.47	1.0	23.5	17.09	17.24	17.15	0.0	18.0	20.52	20.61	20.42	0.0	21.0	
		CP-OFDM	16QAM	1	1	22.81	22.28	22.46	1.0	23.5	16.92	17.18	17.15	0.0	18.0	20.90	20.65	20.48	0.0	21.0
			64QAM	1	1	21.54	21.20	21.10	2.5	22.0	17.07	17.34	17.25	0.0	18.0	20.74	20.91	20.78	0.0	21.0
256QAM	1		1	18.75	18.47	18.34	4.5	20.0	16.41	16.67	16.60	0.0	18.0	18.50	18.66	18.57	0.0	21.0		
CP-OFDM	QPSK	1	1	20.79	21.64	21.85	1.5	23.0	16.91	17.18	17.18	0.0	18.0	20.46	20.62	20.56	0.0	21.0		
BW (MHz)	Modulation	Mode	RB Allocation	RB offset	Measured Pwr (dBm)				MPR	Tune-up Limit	Measured Pwr (dBm)				MPR	Tune-up Limit				
					370500	376500	382500	MPR			370500	376500	382500	MPR						
					1852.5 MHz	1882.5 MHz	1912.5 MHz				1852.5 MHz	1882.5 MHz	1912.5 MHz							
5 MHz	DFT-s-OFDM	π/2 BPSK	1	1	23.83	23.45	23.32	0.0	24.5	17.10	17.38	17.21	0.0	18.0	20.39	20.65	20.41	0.0	21.0	
			1	13	23.68	23.39	23.36	0.0	24.5	17.03	17.32	17.19	0.0	18.0	20.38	20.50	20.37	0.0	21.0	
			1	23	23.72	23.46	23.34	0.0	24.5	17.10	17.34	17.17	0.0	18.0	20.41	20.57	20.41	0.0	21.0	
			12	0	22.81	22.46	22.47	0.5	24.0	17.12	17.43	17.34	0.0	18.0	20.44	20.63	20.46	0.0	21.0	
			12	7	23.75	23.45	23.43	0.0	24.5	17.07	17.37	17.30	0.0	18.0	20.41	20.63	20.47	0.0	21.0	
			12	13	22.78	22.48	22.48	0.5	24.0	17.21	17.39	17.33	0.0	18.0	20.52	20.49	20.45	0.0	21.0	
			25	0	22.77	22.50	22.44	0.5	24.0	17.11	17.41	17.28	0.0	18.0	20.47	20.66	20.49	0.0	21.0	
		QPSK	1	1	23.89	23.53	23.38	0.0	24.5	17.14	17.44	17.30	0.0	18.0	20.36	20.60	20.28	0.0	21.0	
			1	13	23.74	23.48	23.42	0.0	24.5	17.13	17.39	17.28	0.0	18.0	20.26	20.59	20.37	0.0	21.0	
			1	23	23.81	23.51	23.42	0.0	24.5	17.15	17.44	17.25	0.0	18.0	20.35	20.52	20.32	0.0	21.0	
			12	0	22.85	22.52	22.47	1.0	23.5	17.13	17.44	17.33	0.0	18.0	20.44	20.60	20.47	0.0	21.0	
			12	7	23.76	23.47	23.44	0.0	24.5	17.08	17.37	17.29	0.0	18.0	20.40	20.62	20.44	0.0	21.0	
			12	13	22.80	22.53	22.50	1.0	23.5	17.22	17.39	17.31	0.0	18.0	20.49	20.63	20.46	0.0	21.0	
		CP-OFDM	16QAM	1	1	22.91	22.56	22.48	1.0	23.5	17.13	17.43	17.34	0.0	18.0	20.53	20.70	20.92	0.0	21.0
			64QAM	1	1	21.62	21.24	21.14	2.5	22.0	17.30	17.58	17.41	0.0	18.0	20.77	21.00	20.76	0.0	21.0
256QAM	1		1	18.87	18.50	18.44	4.5	20.0	16.66	16.93	16.84	0.0	18.0	18.52	18.69	18.62	0.0	21.0		
CP-OFDM	QPSK	1	1	21.99	21.88	21.93	1.5	23.0	17.12	17.46	17.29	0.0	18.0	20.64	20.69	20.45	0.0	21.0		

Notes:

NR Band n2 is covered by NR Band n25.

NR Band n66 (Main.1 Ant.) Measured Results

BW (MHz)	Modulation	Mode	RB Allocation	RB offset	Maximum Allowed Average Power (dBm)														
					DSI = 0, 2					DSI = 3					DSI = 1, 4				
					Measured Pwr (dBm)			MPR	Tune-up Limit	Measured Pwr (dBm)			MPR	Tune-up Limit	Measured Pwr (dBm)			MPR	Tune-up Limit
					344000	349000	354000			344000	349000	354000			344000	349000	354000		
1720 MHz	1745 MHz	1770 MHz	1720 MHz	1745 MHz	1770 MHz	1720 MHz	1745 MHz	1770 MHz	1720 MHz	1745 MHz	1770 MHz								
20 MHz	DFT-s-OFDM	π/2 BPSK	1	1	23.16	23.57	23.47	0.0	24.7	16.86	16.86	16.72	0.0	18	20.90	20.86	20.71	0.0	21.5
			1	53	23.46	23.57	23.37	0.0	24.7	16.75	16.78	16.61	0.0	18	20.79	20.87	20.65	0.0	21.5
			1	104	23.65	23.63	23.32	0.0	24.7	16.90	16.82	16.51	0.0	18	20.89	20.92	20.58	0.0	21.5
			50	0	23.17	23.14	23.09	0.5	24.2	16.92	16.92	16.96	0.0	18	20.97	20.96	20.93	0.0	21.5
			50	25	23.69	23.62	23.57	0.0	24.7	16.94	16.89	16.86	0.0	18	20.99	21.00	20.80	0.0	21.5
			50	54	23.12	23.19	23.09	0.5	24.2	16.97	16.95	16.92	0.0	18	21.02	21.04	20.76	0.0	21.5
		100	0	23.22	23.18	23.08	0.5	24.2	16.94	16.91	16.92	0.0	18	21.00	21.04	20.76	0.0	21.5	
		QPSK	1	1	23.82	23.59	23.48	0.0	24.7	17.02	16.96	16.81	0.0	18	21.06	21.02	20.86	0.0	21.5
			1	53	23.65	23.51	23.44	0.0	24.7	16.87	16.90	16.64	0.0	18	20.96	20.99	20.72	0.0	21.5
			1	104	23.65	23.61	23.48	0.0	24.7	17.01	16.99	16.59	0.0	18	21.05	21.00	20.69	0.0	21.5
			50	0	22.71	22.65	22.62	1.0	23.7	16.94	16.89	16.77	0.0	18	20.99	21.03	20.87	0.0	21.5
			50	25	23.78	23.73	23.67	0.0	24.7	17.01	16.91	16.64	0.0	18	21.07	21.01	20.74	0.0	21.5
			50	54	22.71	22.68	22.62	1.0	23.7	16.96	16.95	16.72	0.0	18	21.06	21.04	20.77	0.0	21.5
		16QAM	1	1	22.46	22.62	22.58	1.0	23.7	16.98	16.91	16.75	0.0	18	21.13	21.07	20.93	0.0	21.5
			1	53	22.65	22.54	22.46	1.0	23.7	16.86	16.90	16.67	0.0	18	21.03	21.05	20.79	0.0	21.5
			1	104	22.67	22.69	22.51	1.0	23.7	16.91	16.95	16.53	0.0	18	21.17	21.14	20.69	0.0	21.5
		64QAM	1	1	21.39	21.42	21.29	2.5	22.2	17.05	17.04	16.96	0.0	18	20.91	20.94	20.86	0.0	21.5
		256QAM	1	1	18.79	18.67	18.77	4.5	20.2	16.41	16.38	16.29	0.0	18	18.23	18.29	18.15	2.0	19.5
CP-OFDM	QPSK	1	1	21.86	21.89	21.29	1.5	23.2	16.94	16.94	16.82	0.0	18	21.06	21.03	20.88	0.0	21.5	
15 MHz	DFT-s-OFDM	π/2 BPSK	1	1	23.54	23.54	23.49	0.0	24.7	16.94	16.89	16.65	0.0	18	20.97	20.87	20.54	0.0	21.5
			1	40	23.50	23.42	23.51	0.0	24.7	16.85	16.91	16.59	0.0	18	20.80	20.82	20.54	0.0	21.5
			1	77	23.56	23.61	23.53	0.0	24.7	16.90	16.98	16.58	0.0	18	20.98	20.85	20.45	0.0	21.5
			36	0	22.60	22.62	22.59	0.5	24.2	17.02	16.96	16.76	0.0	18	20.98	21.01	20.72	0.0	21.5
36	22		23.63	23.65	23.59	0.0	24.7	16.98	16.95	16.70	0.0	18	21.03	20.97	20.67	0.0	21.5		
36	43		22.59	22.66	22.60	0.5	24.2	17.04	16.98	16.65	0.0	18	21.03	21.04	20.55	0.0	21.5		
75	0		22.65	22.66	22.59	0.5	24.2	16.99	16.95	16.76	0.0	18	21.01	20.97	20.70	0.0	21.5		
QPSK	1	1	23.60	23.55	23.62	0.0	24.7	17.02	16.96	16.76	0.0	18	20.98	20.94	20.66	0.0	21.5		
	1	40	23.62	23.57	23.58	0.0	24.7	16.94	16.90	16.67	0.0	18	21.00	20.92	20.65	0.0	21.5		
	1	77	23.65	23.74	23.64	0.0	24.7	17.05	17.01	16.66	0.0	18	21.04	21.03	20.64	0.0	21.5		
	36	0	22.63	22.63	22.62	1.0	23.7	17.00	16.99	16.75	0.0	18	20.94	20.97	20.68	0.0	21.5		
	36	22	23.65	23.67	23.61	0.0	24.7	16.99	16.95	16.69	0.0	18	21.01	20.96	20.72	0.0	21.5		
	36	43	22.61	22.70	22.63	1.0	23.7	17.03	17.00	16.63	0.0	18	21.05	21.00	20.63	0.0	21.5		
	75	0	22.66	22.67	22.60	1.0	23.7	17.04	16.99	16.70	0.0	18	21.01	21.00	20.66	0.0	21.5		
16QAM	1	1	22.62	22.52	22.57	1.0	23.7	16.93	16.91	16.70	0.0	18	21.06	20.98	20.76	0.0	21.5		
64QAM	1	1	21.26	21.25	21.28	2.5	22.2	17.11	17.02	16.84	0.0	18	20.86	20.85	20.66	0.0	21.5		
256QAM	1	1	18.56	18.53	18.53	4.5	20.2	16.46	16.42	16.19	0.0	18	18.21	18.22	17.98	2.0	19.5		
CP-OFDM	QPSK	1	1	20.70	20.75	20.88	1.5	23.2	16.96	17.04	16.72	0.0	18	21.02	21.01	20.72	0.0	21.5	

NR Band n66 (Main.1 Ant.) Measured Results (Continued)

BW (MHz)	Modulation	Mode	RB Allocation	RB offset	Measured Pwr (dBm)			MPR	Tune-up Limit	Measured Pwr (dBm)			MPR	Tune-up Limit	Measured Pwr (dBm)			MPR	Tune-up Limit
					343000	349000	355000			343000	349000	355000			343000	349000	355000		
					1715 MHz	1745 MHz	1775 MHz			1715 MHz	1745 MHz	1775 MHz			1715 MHz	1745 MHz	1775 MHz		
10 MHz	DFT-s-OFDM	π/2 BPSK	1	1	23.39	23.48	23.40	0.0	24.7	16.89	16.88	16.49	0.0	18	20.78	20.73	20.41	0.0	21.5
			1	26	23.50	23.56	23.42	0.0	24.7	16.88	16.96	16.54	0.0	18	20.80	20.79	20.47	0.0	21.5
			1	50	23.49	23.59	23.52	0.0	24.7	16.88	16.82	16.48	0.0	18	20.78	20.63	20.41	0.0	21.5
			25	0	22.48	22.58	22.46	0.5	24.2	16.95	16.91	16.53	0.0	18	20.80	20.76	20.47	0.0	21.5
			25	14	23.56	23.64	23.46	0.0	24.7	16.94	16.93	16.57	0.0	18	20.83	20.82	20.50	0.0	21.5
			25	27	22.53	22.63	22.50	0.5	24.2	16.98	16.92	16.55	0.0	18	20.88	20.86	20.55	0.0	21.5
			50	0	22.52	22.60	22.44	0.5	24.2	16.94	16.90	16.56	0.0	18	20.83	20.82	20.52	0.0	21.5
		QPSK	1	1	23.53	23.54	23.48	0.0	24.7	16.95	16.88	16.59	0.0	18	20.84	20.84	20.50	0.0	21.5
			1	26	23.58	23.64	23.50	0.0	24.7	16.99	16.92	16.64	0.0	18	20.91	20.91	20.53	0.0	21.5
			1	50	23.59	23.65	23.61	0.0	24.7	16.98	16.82	16.56	0.0	18	20.91	20.72	20.51	0.0	21.5
			25	0	22.53	22.59	22.50	1.0	23.7	16.97	16.87	16.54	0.0	18	20.87	20.82	20.47	0.0	21.5
			25	14	23.58	23.60	23.53	0.0	24.7	16.95	16.93	16.57	0.0	18	20.85	20.82	20.50	0.0	21.5
			25	27	22.58	22.56	22.46	1.0	23.7	16.98	16.92	16.55	0.0	18	20.87	20.86	20.53	0.0	21.5
		50	0	22.56	22.53	22.46	1.0	23.7	16.93	16.86	16.55	0.0	18	20.82	20.83	20.52	0.0	21.5	
16QAM	1	1	22.54	22.57	22.52	1.0	23.7	16.94	16.91	16.55	0.0	18	20.96	20.91	20.59	0.0	21.5		
64QAM	1	1	21.16	21.21	21.11	2.5	22.2	17.05	17.01	16.65	0.0	18	20.72	20.77	20.38	0.0	21.5		
256QAM	1	1	18.48	18.50	18.41	4.5	20.2	16.38	16.33	16.03	0.0	18	18.12	18.09	17.75	2.0	19.5		
CP-OFDM	QPSK	1	1	21.19	21.29	21.23	1.5	23.2	16.90	16.86	16.53	0.0	18	20.85	20.86	20.53	0.0	21.5	
5 MHz	DFT-s-OFDM	π/2 BPSK	1	1	23.27	23.34	23.37	0.0	24.7	16.88	16.86	16.51	0.0	18	20.79	20.80	20.48	0.0	21.5
			1	13	23.37	23.42	23.16	0.0	24.7	16.94	16.90	16.51	0.0	18	20.82	20.82	20.48	0.0	21.5
			1	23	23.34	23.42	23.17	0.0	24.7	16.93	16.82	16.48	0.0	18	20.80	20.80	20.48	0.0	21.5
			12	0	22.39	22.39	22.45	0.5	24.2	16.94	16.89	16.58	0.0	18	20.91	20.84	20.51	0.0	21.5
			12	7	23.43	23.46	23.46	0.0	24.7	16.95	16.89	16.58	0.0	18	20.91	20.90	20.52	0.0	21.5
			12	13	22.41	22.45	22.60	0.5	24.2	16.97	16.95	16.57	0.0	18	20.93	20.87	20.52	0.0	21.5
			25	0	22.40	22.47	22.45	0.5	24.2	16.94	16.94	16.58	0.0	18	20.92	20.92	20.53	0.0	21.5
		QPSK	1	1	23.37	23.44	23.46	0.0	24.7	16.96	16.93	16.58	0.0	18	20.88	20.85	20.54	0.0	21.5
			1	13	23.46	23.47	23.62	0.0	24.7	17.02	16.93	16.57	0.0	18	20.91	20.94	20.57	0.0	21.5
			1	23	23.40	23.48	23.63	0.0	24.7	16.94	16.91	16.57	0.0	18	20.88	20.85	20.55	0.0	21.5
			12	0	22.39	22.43	22.27	1.0	23.7	16.97	16.91	16.58	0.0	18	20.90	20.84	20.49	0.0	21.5
			12	7	23.47	23.47	23.27	0.0	24.7	16.97	16.90	16.58	0.0	18	20.89	20.87	20.55	0.0	21.5
			12	13	22.46	22.48	22.45	1.0	23.7	16.98	16.96	16.60	0.0	18	20.92	20.86	20.52	0.0	21.5
			25	0	22.43	22.40	22.37	1.0	23.7	16.96	16.90	16.58	0.0	18	20.89	20.87	20.52	0.0	21.5
16QAM	1	1	22.43	22.44	22.17	1.0	23.7	16.93	16.92	16.57	0.0	18	20.93	20.96	20.61	0.0	21.5		
64QAM	1	1	21.11	21.06	21.02	2.5	22.2	17.04	17.06	16.63	0.0	18	20.79	20.76	20.41	0.0	21.5		
256QAM	1	1	18.35	18.37	18.41	4.5	20.2	16.41	16.37	16.06	0.0	18	18.16	18.14	17.77	2.0	19.5		
CP-OFDM	QPSK	1	1	21.16	21.39	21.36	1.5	23.2	16.93	16.91	16.58	0.0	18	20.89	20.90	20.49	0.0	21.5	

NR Band n66 (Sub.5 Ant.) Measured Results

BW (MHz)	Modulation	Mode	RB Allocation	RB offset	Maximum Allowed Average Power (dBm)														
					DSI = 0, 1, 4					DSI = 3					DSI = 2				
					Measured Pwr (dBm)			MPR	Tune-up Limit	Measured Pwr (dBm)			MPR	Tune-up Limit	Measured Pwr (dBm)			MPR	Tune-up Limit
					344000	349000	354000			344000	349000	354000			344000	349000	354000		
1720 MHz	1745 MHz	1770 MHz	1720 MHz	1745 MHz	1770 MHz	1720 MHz	1745 MHz	1770 MHz	1720 MHz	1745 MHz	1770 MHz								
20 MHz	DFT-s-OFDM	π/2 BPSK	1	1	19.84	19.72	19.56	0.0	20.5	15.61	15.19	15.68	0.0	16.5	15.47	15.73	15.77	0.0	16.5
			1	53	19.64	19.58	19.74	0.0	20.5	15.63	15.23	15.78	0.0	16.5	15.49	15.80	15.76	0.0	16.5
			1	104	19.67	19.68	19.90	0.0	20.5	15.71	15.41	15.80	0.0	16.5	15.71	15.95	15.91	0.0	16.5
			50	0	19.86	19.65	19.88	0.0	20.5	15.54	15.34	15.71	0.0	16.5	15.69	15.89	15.89	0.0	16.5
			50	25	19.77	19.64	19.82	0.0	20.5	15.61	15.27	15.72	0.0	16.5	15.77	15.88	15.84	0.0	16.5
			50	54	19.84	19.72	20.00	0.0	20.5	15.78	15.29	15.85	0.0	16.5	15.63	15.84	15.82	0.0	16.5
		100	0	19.80	19.76	19.92	0.0	20.5	15.55	15.28	15.69	0.0	16.5	15.65	15.92	15.89	0.0	16.5	
		QPSK	1	1	19.75	19.75	19.78	0.0	20.5	15.60	15.16	15.56	0.0	16.5	15.46	15.63	15.72	0.0	16.5
			1	53	19.70	19.63	19.78	0.0	20.5	15.53	15.21	15.65	0.0	16.5	15.57	15.67	15.76	0.0	16.5
			1	104	19.84	19.83	20.05	0.0	20.5	15.69	15.30	15.70	0.0	16.5	15.58	15.71	15.88	0.0	16.5
			50	0	19.92	19.71	19.85	0.0	20.5	15.66	15.28	15.75	0.0	16.5	15.67	15.70	15.77	0.0	16.5
			50	25	19.81	19.66	19.89	0.0	20.5	15.67	15.28	15.74	0.0	16.5	15.62	15.77	15.82	0.0	16.5
			50	54	19.78	19.69	19.99	0.0	20.5	15.79	15.32	15.82	0.0	16.5	15.67	15.71	15.88	0.0	16.5
		16QAM	1	1	19.92	19.64	19.64	0.0	20.5	15.75	15.22	15.72	0.0	16.5	15.58	15.71	15.76	0.0	16.5
			1	53	19.82	19.69	19.93	0.0	20.5	15.84	15.21	15.72	0.0	16.5	15.64	15.76	15.82	0.0	16.5
			1	104	19.74	19.77	20.03	0.0	20.5	16.05	15.39	15.81	0.0	16.5	15.73	15.97	15.98	0.0	16.5
		64QAM	1	1	20.08	19.83	19.87	0.0	20.5	15.16	15.38	15.83	0.0	16.5	15.45	15.86	15.89	0.0	16.5
		256QAM	1	1	18.31	18.24	18.26	0.0	20.5	14.94	14.71	15.17	0.0	16.5	15.01	15.21	15.24	0.0	16.5
CP-OFDM	QPSK	1	1	19.88	19.83	19.80	0.0	20.5	15.15	15.32	15.24	0.0	16.5	15.66	15.80	15.75	0.0	16.5	
15 MHz	DFT-s-OFDM	π/2 BPSK	1	1	19.76	19.72	19.71	0.0	20.5	15.48	15.82	15.72	0.0	16.5	15.47	15.79	15.71	0.0	16.5
			1	40	19.78	19.56	19.77	0.0	20.5	15.52	15.75	15.81	0.0	16.5	15.57	15.73	15.82	0.0	16.5
			1	77	19.74	19.62	19.91	0.0	20.5	15.76	15.87	15.87	0.0	16.5	15.80	15.83	15.89	0.0	16.5
			36	0	19.91	19.71	19.84	0.0	20.5	15.53	15.86	15.84	0.0	16.5	15.51	15.86	15.84	0.0	16.5
			36	22	19.84	19.64	19.86	0.0	20.5	15.63	15.87	15.96	0.0	16.5	15.59	15.82	15.88	0.0	16.5
			36	43	19.84	19.73	19.94	0.0	20.5	15.65	15.84	15.87	0.0	16.5	15.68	15.92	15.87	0.0	16.5
			75	0	19.94	19.67	19.89	0.0	20.5	15.61	15.93	15.88	0.0	16.5	15.62	15.83	15.91	0.0	16.5
		QPSK	1	1	19.89	19.78	19.93	0.0	20.5	15.55	15.89	15.83	0.0	16.5	15.50	15.77	15.77	0.0	16.5
			1	40	19.83	19.66	19.77	0.0	20.5	15.68	15.86	15.83	0.0	16.5	15.61	15.65	15.75	0.0	16.5
			1	77	19.89	19.78	20.09	0.0	20.5	15.75	15.87	15.89	0.0	16.5	15.84	15.84	15.90	0.0	16.5
			36	0	19.90	19.69	19.89	0.0	20.5	15.48	15.83	15.84	0.0	16.5	15.49	15.88	15.82	0.0	16.5
			36	22	19.85	19.69	19.91	0.0	20.5	15.63	15.75	15.82	0.0	16.5	15.62	15.88	15.85	0.0	16.5
			36	43	19.81	19.72	20.00	0.0	20.5	15.60	15.85	15.86	0.0	16.5	15.68	15.89	15.86	0.0	16.5
			75	0	19.88	19.73	19.93	0.0	20.5	15.62	15.87	15.95	0.0	16.5	15.69	15.87	15.92	0.0	16.5
		16QAM	1	1	19.82	19.61	19.76	0.0	20.5	15.51	15.82	15.72	0.0	16.5	15.56	15.82	15.73	0.0	16.5
		64QAM	1	1	20.06	19.74	19.96	0.0	20.5	15.62	16.01	15.93	0.0	16.5	15.67	15.81	15.85	0.0	16.5
		256QAM	1	1	18.30	18.18	18.28	0.0	20.5	14.95	15.29	15.24	0.0	16.5	15.02	15.28	15.24	0.0	16.5
		CP-OFDM	QPSK	1	1	19.87	19.77	19.89	0.0	20.5	15.54	15.90	15.85	0.0	16.5	15.64	15.91	15.86	0.0

NR Band n66 (Sub.5 Ant.) Measured Results (Continued)

BW (MHz)	Modulation	Mode	RB Allocation	RB offset	Measured Pwr (dBm)			MPR	Tune-up Limit	Measured Pwr (dBm)			MPR	Tune-up Limit	Measured Pwr (dBm)			MPR	Tune-up Limit
					343000	349000	355000			343000	349000	355000			343000	349000	355000		
					1715 MHz	1745 MHz	1775 MHz			1715 MHz	1745 MHz	1775 MHz			1715 MHz	1745 MHz	1775 MHz		
10 MHz	DFT-s-OFDM	π/2 BPSK	1	1	19.83	19.54	19.69	0.0	20.5	15.19	15.59	15.43	0.0	16.5	15.21	15.43	15.52	0.0	16.5
			1	26	20.41	20.17	19.80	0.0	20.5	15.86	16.26	15.48	0.0	16.5	15.79	16.14	15.47	0.0	16.5
			1	50	19.73	19.69	19.77	0.0	20.5	15.37	15.72	15.49	0.0	16.5	15.38	15.62	15.44	0.0	16.5
			25	0	20.18	19.99	19.78	0.0	20.5	15.62	15.91	15.54	0.0	16.5	15.64	15.88	15.51	0.0	16.5
			25	14	20.30	20.23	19.87	0.0	20.5	15.67	16.08	15.52	0.0	16.5	15.86	16.05	15.59	0.0	16.5
			25	27	20.17	20.01	19.93	0.0	20.5	15.64	16.02	15.53	0.0	16.5	15.73	15.96	15.46	0.0	16.5
			50	0	20.10	19.99	19.88	0.0	20.5	15.66	15.99	15.50	0.0	16.5	15.65	15.82	15.56	0.0	16.5
		QPSK	1	1	19.85	19.68	19.79	0.0	20.5	15.26	15.44	15.48	0.0	16.5	15.23	15.47	15.53	0.0	16.5
			1	26	20.47	20.24	19.91	0.0	20.5	15.92	16.02	15.54	0.0	16.5	15.90	16.32	15.59	0.0	16.5
			1	50	19.86	19.67	19.90	0.0	20.5	15.34	15.45	15.51	0.0	16.5	15.34	15.61	15.55	0.0	16.5
			25	0	20.27	19.97	19.75	0.0	20.5	15.53	16.06	15.49	0.0	16.5	15.54	15.84	15.56	0.0	16.5
			25	14	20.28	20.19	19.93	0.0	20.5	15.81	16.01	15.56	0.0	16.5	15.74	15.96	15.54	0.0	16.5
			25	27	20.16	20.06	19.88	0.0	20.5	15.74	15.97	15.56	0.0	16.5	15.73	15.94	15.56	0.0	16.5
		CP-OFDM	16QAM	1	1	19.83	19.69	19.88	0.0	20.5	15.26	15.54	15.52	0.0	16.5	15.21	15.49	15.50	0.0
64QAM	1		1	19.99	19.86	19.90	0.0	20.5	15.35	15.73	15.67	0.0	16.5	15.41	15.66	15.60	0.0	16.5	
256QAM	1		1	18.30	18.17	18.32	0.0	20.5	14.65	14.87	14.98	0.0	16.5	14.64	14.89	14.96	0.0	16.5	
CP-OFDM	QPSK	1	1	19.97	19.71	19.78	0.0	20.5	15.36	15.55	15.66	0.0	16.5	15.38	15.62	15.57	0.0	16.5	
5 MHz	DFT-s-OFDM	π/2 BPSK	1	1	20.28	19.48	19.84	0.0	20.5	15.71	15.46	15.47	0.0	16.5	15.74	15.51	15.47	0.0	16.5
			1	13	20.38	19.52	19.86	0.0	20.5	15.87	15.52	15.50	0.0	16.5	15.87	15.52	15.53	0.0	16.5
			1	23	20.23	19.50	19.83	0.0	20.5	15.71	15.57	15.49	0.0	16.5	15.71	15.49	15.47	0.0	16.5
			12	0	20.37	19.61	19.91	0.0	20.5	15.83	15.46	15.52	0.0	16.5	15.78	15.53	15.55	0.0	16.5
			12	7	20.45	19.58	19.93	0.0	20.5	15.88	15.53	15.54	0.0	16.5	15.86	15.49	15.59	0.0	16.5
			12	13	20.33	19.61	19.92	0.0	20.5	15.85	15.51	15.48	0.0	16.5	15.81	15.57	15.51	0.0	16.5
			25	0	20.37	19.60	19.97	0.0	20.5	15.78	15.53	15.52	0.0	16.5	15.82	15.56	15.48	0.0	16.5
		QPSK	1	1	20.30	19.61	19.85	0.0	20.5	15.74	15.52	15.50	0.0	16.5	15.78	15.51	15.51	0.0	16.5
			1	13	20.45	19.60	19.90	0.0	20.5	15.86	15.52	15.60	0.0	16.5	15.90	15.52	15.52	0.0	16.5
			1	23	20.29	19.60	19.92	0.0	20.5	15.72	15.50	15.54	0.0	16.5	15.76	15.51	15.57	0.0	16.5
			12	0	20.32	19.61	19.94	0.0	20.5	15.78	15.53	15.52	0.0	16.5	15.77	15.53	15.55	0.0	16.5
			12	7	20.43	19.57	19.92	0.0	20.5	15.83	15.45	15.51	0.0	16.5	15.86	15.58	15.53	0.0	16.5
			12	13	20.42	19.60	19.91	0.0	20.5	15.84	15.51	15.51	0.0	16.5	15.86	15.59	15.59	0.0	16.5
			25	0	20.42	19.55	19.87	0.0	20.5	15.79	15.53	15.57	0.0	16.5	15.82	15.54	15.53	0.0	16.5
CP-OFDM	16QAM	1	1	20.43	19.62	20.01	0.0	20.5	15.74	15.53	15.58	0.0	16.5	15.73	15.49	15.58	0.0	16.5	
	64QAM	1	1	20.44	19.69	20.04	0.0	20.5	15.84	15.65	15.71	0.0	16.5	15.84	15.69	15.71	0.0	16.5	
	256QAM	1	1	18.77	18.09	18.32	0.0	20.5	15.74	15.04	14.97	0.0	16.5	15.80	14.95	15.01	0.0	16.5	
CP-OFDM	QPSK	1	1	20.46	19.60	19.95	0.0	20.5	15.87	15.56	15.53	0.0	16.5	15.77	15.55	15.58	0.0	16.5	

NR Band n41 (Voice/Data/SRS1) Measured Results

BW (MHz)	Modulation	Mode	RB Allocation	RB offset	Maximum Allowed Average Power (dBm)													
					DSI = 0, 1, 3, 4						DSI = 2							
					Measured Pwr (dBm)				MPR	Tune-up Limit	Measured Pwr (dBm)				MPR	Tune-up Limit		
					509202	518598	528000	528000			509202	518598	528000	528000				
2548.01 MHz	2592.99 MHz	2640 MHz	2640 MHz	2548.01 MHz	2592.99 MHz	2640 MHz	2640 MHz											
100 MHz	DFT-s-OFDM	π/2 BPSK	1	1			17.91			0.0	19.0			15.16			0.0	16.0
			1	137			18.05			0.0	19.0			15.39			0.0	16.0
			1	271			18.25			0.0	19.0			15.43			0.0	16.0
			135	0			17.91			0.0	19.0			15.22			0.0	16.0
			135	69			18.04			0.0	19.0			15.31			0.0	16.0
			135	138			18.11			0.0	19.0			15.45			0.0	16.0
			270	0			18.10			0.0	19.0			15.38			0.0	16.0
		QPSK	1	1			18.61			0.0	19.0			15.31			0.0	16.0
			1	137			18.71			0.0	19.0			15.53			0.0	16.0
			1	271			18.92			0.0	19.0			15.59			0.0	16.0
			135	0			18.83			0.0	19.0			15.26			0.0	16.0
			135	69			18.84			0.0	19.0			15.38			0.0	16.0
			135	138			18.91			0.0	19.0			15.57			0.0	16.0
			270	0			18.82			0.0	19.0			15.47			0.0	16.0
		16QAM	1	1			17.74			0.0	19.0			15.41			0.0	16.0
			1	137			17.93			0.0	19.0			15.65			0.0	16.0
			1	271			18.10			0.0	19.0			15.74			0.0	16.0
		64QAM	1	1			18.01			0.0	19.0			15.39			0.0	16.0
		256QAM	1	1			17.91			0.0	19.0			15.16			0.0	16.0
		CP-OFDM	QPSK	1	1			18.70			0.0	19.0			15.11			0.0
90 MHz	DFT-s-OFDM	π/2 BPSK	1	1	18.29			18.17	0.0	19.0	14.99			15.35	0.0	16.0		
			1	123	17.91			18.30	0.0	19.0	15.26			15.42	0.0	16.0		
			1	243	17.93			18.27	0.0	19.0	15.04			15.33	0.0	16.0		
			120	0	18.02			18.32	0.0	19.0	15.17			15.47	0.0	16.0		
			120	63	17.96			18.28	0.0	19.0	15.19			15.48	0.0	16.0		
			120	125	17.89			18.34	0.0	19.0	15.04			15.39	0.0	16.0		
			243	0	17.97			18.28	0.0	19.0	15.16			15.45	0.0	16.0		
		QPSK	1	1	18.25			18.23	0.0	19.0	15.05			15.39	0.0	16.0		
			1	123	18.01			18.30	0.0	19.0	15.27			15.47	0.0	16.0		
			1	243	18.06			18.34	0.0	19.0	15.04			15.35	0.0	16.0		
			120	0	18.05			18.33	0.0	19.0	15.16			15.48	0.0	16.0		
			120	63	17.90			18.28	0.0	19.0	15.16			15.42	0.0	16.0		
			120	125	17.91			18.39	0.0	19.0	15.01			15.37	0.0	16.0		
			243	0	18.00			18.25	0.0	19.0	15.21			15.42	0.0	16.0		
		16QAM	1	1	18.14			18.12	0.0	19.0	15.27			15.61	0.0	16.0		
		64QAM	1	1	18.49			18.40	0.0	19.0	15.23			15.52	0.0	16.0		
		256QAM	1	1	18.34			18.26	0.0	19.0	14.97			15.37	0.0	16.0		
		CP-OFDM	QPSK	1	1	18.03			18.28	0.0	19.0	14.91			15.27	0.0	16.0	

NR Band n41 (Voice/Data/SRS1) Measured Results Continued)

BW (MHz)	Modulation	Mode	RB Allocation	RB offset	Measured Pwr (dBm)			MPR	Tune-up Limit	Measured Pwr (dBm)			MPR	Tune-up Limit				
					507204		529998			507204		529998						
					2536.02 MHz		2649.99 MHz			2536.02 MHz		2649.99 MHz						
80 MHz	DFT-s-OFDM	π/2 BPSK	1	1	17.61			18.33	0.0	19.0	14.96			15.28	0.0	16.0		
			1	109	17.23			18.51	0.0	19.0	15.28			15.41	0.0	16.0		
			1	215	17.24			18.41	0.0	19.0	15.04			15.44	0.0	16.0		
			108	0	17.32			18.57	0.0	19.0	15.24			15.47	0.0	16.0		
			108	55	17.25			18.55	0.0	19.0	15.18			15.33	0.0	16.0		
			108	109	17.18			18.44	0.0	19.0	15.11			15.32	0.0	16.0		
			216	0	17.26			18.45	0.0	19.0	15.17			15.31	0.0	16.0		
		QPSK	1	1	18.08			18.41	0.0	19.0	15.07			15.00	0.0	16.0		
			1	109	18.33			18.54	0.0	19.0	15.33			15.37	0.0	16.0		
			1	215	18.12			18.47	0.0	19.0	15.11			15.28	0.0	16.0		
			108	0	18.29			18.51	0.0	19.0	15.19			15.45	0.0	16.0		
			108	55	18.27			18.54	0.0	19.0	15.24			15.34	0.0	16.0		
			108	109	18.18			18.42	0.0	19.0	15.11			15.32	0.0	16.0		
		16QAM	216	0	18.15			18.42	0.0	19.0	15.23			15.33	0.0	16.0		
			1	1	18.36			18.64	0.0	19.0	15.29			15.55	0.0	16.0		
			1	1	18.29			18.61	0.0	19.0	15.21			15.56	0.0	16.0		
		64QAM	1	1	18.11			18.42	0.0	19.0	15.02			15.32	0.0	16.0		
1	1		18.11			18.42	0.0	19.0	15.02			15.32	0.0	16.0				
CP-OFDM	QPSK	1	1	17.92			18.28	0.0	19.0	14.91			15.22	0.0	16.0			
BW (MHz)	Modulation	Mode	RB Allocation	RB offset	Measured Pwr (dBm)			MPR	Tune-up Limit	Measured Pwr (dBm)			MPR	Tune-up Limit				
					505200	518598	531996			505200	518598	531996						
					2526 MHz	2592.99 MHz	2659.98 MHz			2526 MHz	2592.99 MHz	2659.98 MHz						
60 MHz	DFT-s-OFDM	π/2 BPSK	1	1	18.15		18.02		18.57	0.0	19.0	15.11		15.21		15.72	0.0	16.0
			1	81	18.42		18.26		18.46	0.0	19.0	15.44		15.44		15.55	0.0	16.0
			1	160	18.17		18.44		18.32	0.0	19.0	15.22		15.55		15.39	0.0	16.0
			81	0	18.24		18.20		18.49	0.0	19.0	15.25		15.37		15.61	0.0	16.0
			81	41	18.23		18.30		18.42	0.0	19.0	15.36		15.47		15.57	0.0	16.0
			81	81	18.24		18.44		18.43	0.0	19.0	15.34		15.62		15.44	0.0	16.0
			162	0	18.30		18.27		18.42	0.0	19.0	15.22		15.48		15.58	0.0	16.0
		QPSK	1	1	18.17		18.08		18.52	0.0	19.0	15.13		15.25		15.72	0.0	16.0
			1	81	18.44		18.33		18.46	0.0	19.0	15.52		15.52		15.59	0.0	16.0
			1	160	18.12		18.56		18.36	0.0	19.0	15.30		15.62		15.38	0.0	16.0
			81	0	18.19		18.19		18.46	0.0	19.0	15.31		15.42		15.66	0.0	16.0
			81	41	18.26		18.32		18.40	0.0	19.0	15.33		15.44		15.55	0.0	16.0
			81	81	18.20		18.48		18.39	0.0	19.0	15.32		15.62		15.51	0.0	16.0
		16QAM	162	0	18.26		18.33		18.43	0.0	19.0	15.31		15.47		15.53	0.0	16.0
			1	1	18.24		18.32		18.79	0.0	19.0	15.41		15.47		15.93	0.0	16.0
			1	1	18.32		18.25		18.77	0.0	19.0	15.33		15.39		15.87	0.0	16.0
		64QAM	1	1	18.14		18.08		18.56	0.0	19.0	15.11		15.22		15.68	0.0	16.0
1	1		18.14		18.08		18.56	0.0	19.0	15.11		15.22		15.68	0.0	16.0		
CP-OFDM	QPSK	1	1	18.09		18.14		18.41	0.0	19.0	15.01		15.14		15.62	0.0	16.0	

NR Band n41 (Voice/Data/SRS1) Measured Results Continued)

BW (MHz)	Modulation	Mode	RB Allocation	RB offset	Measured Pwr (dBm)				MPR	Tune-up Limit	Measured Pwr (dBm)				MPR	Tune-up Limit
					504204	518598	532998	504204			518598	532998				
					2521.02 MHz	2592.99 MHz	2664.99 MHz	2521.02 MHz			2592.99 MHz	2664.99 MHz				
50 MHz	DFT-s-OFDM	π/2 BPSK	1	1	18.33	18.21	18.63	0.0	19.0	15.20	15.36	15.62	0.0	16.0		
			1	67	18.56	18.37	18.57	0.0	19.0	15.41	15.55	15.52	0.0	16.0		
			1	131	18.52	18.60	18.55	0.0	19.0	15.41	15.78	15.47	0.0	16.0		
			64	0	18.38	18.25	18.52	0.0	19.0	15.32	15.42	15.58	0.0	16.0		
			64	35	18.52	18.34	18.52	0.0	19.0	15.46	15.48	15.47	0.0	16.0		
			64	69	18.51	18.52	18.44	0.0	19.0	15.54	15.66	15.43	0.0	16.0		
			128	0	18.45	18.34	18.52	0.0	19.0	15.39	15.48	15.53	0.0	16.0		
		QPSK	1	1	18.37	18.19	18.66	0.0	19.0	15.22	15.38	15.65	0.0	16.0		
			1	67	18.58	18.37	18.58	0.0	19.0	15.35	15.53	15.58	0.0	16.0		
			1	131	18.53	18.66	18.56	0.0	19.0	15.35	15.77	15.48	0.0	16.0		
			64	0	18.41	18.25	18.57	0.0	19.0	15.28	15.31	15.59	0.0	16.0		
			64	35	18.55	18.34	18.49	0.0	19.0	15.44	15.46	15.51	0.0	16.0		
			64	69	18.51	18.55	18.53	0.0	19.0	15.46	15.59	15.45	0.0	16.0		
		16QAM	1	1	18.55	18.46	18.89	0.0	19.0	15.49	15.59	15.86	0.0	16.0		
			64QAM	1	1	18.53	18.37	18.83	0.0	19.0	15.41	15.53	15.78	0.0	16.0	
256QAM	1		1	18.32	18.22	18.68	0.0	19.0	15.31	15.33	15.64	0.0	16.0			
CP-OFDM	QPSK	1	1	18.25	18.16	18.59	0.0	19.0	15.22	15.33	15.53	0.0	16.0			
BW (MHz)	Modulation	Mode	RB Allocation	RB offset	Measured Pwr (dBm)				MPR	Tune-up Limit	Measured Pwr (dBm)				MPR	Tune-up Limit
					503202	513468	523734	534000			503202	513468	523734	534000		
					2516.01 MHz	2567.34 MHz	2618.67 MHz	2670 MHz			2516.01 MHz	2567.34 MHz	2618.67 MHz	2670 MHz		
40 MHz	DFT-s-OFDM	π/2 BPSK	1	1	18.33	18.45	18.78	18.79	0.0	19.0	15.47	15.57	15.74	15.78	0.0	16.0
			1	53	18.45	18.31	18.76	18.67	0.0	19.0	15.44	15.38	15.72	15.63	0.0	16.0
			1	104	18.61	18.62	18.89	18.79	0.0	19.0	15.61	15.67	15.88	15.73	0.0	16.0
			50	0	18.31	18.33	18.72	18.62	0.0	19.0	15.33	15.37	15.72	15.62	0.0	16.0
			50	28	18.52	18.34	18.81	18.67	0.0	19.0	15.47	15.39	15.81	15.64	0.0	16.0
			50	56	18.62	18.49	18.88	18.69	0.0	19.0	15.54	15.53	15.89	15.63	0.0	16.0
			100	0	18.43	18.34	18.81	18.72	0.0	19.0	15.44	15.44	15.79	15.71	0.0	16.0
		QPSK	1	1	18.28	18.55	18.81	18.77	0.0	19.0	15.44	15.61	15.79	15.78	0.0	16.0
			1	53	18.52	18.32	18.77	18.71	0.0	19.0	15.46	15.41	15.79	15.64	0.0	16.0
			1	104	18.65	18.64	18.93	18.72	0.0	19.0	15.58	15.67	15.93	15.75	0.0	16.0
			50	0	18.31	18.38	18.75	18.62	0.0	19.0	15.27	15.42	15.74	15.62	0.0	16.0
			50	28	18.51	18.33	18.79	18.67	0.0	19.0	15.43	15.41	15.79	15.68	0.0	16.0
			50	56	18.58	18.48	18.92	18.66	0.0	19.0	15.56	15.54	15.87	15.69	0.0	16.0
		16QAM	1	1	18.40	18.34	18.77	18.72	0.0	19.0	15.44	15.41	15.78	15.71	0.0	16.0
			64QAM	1	1	18.59	18.75	18.78	18.97	0.0	19.0	15.61	15.77	15.99	15.96	0.0
256QAM	1		1	18.52	18.66	18.92	18.97	0.0	19.0	15.54	15.71	15.94	15.89	0.0	16.0	
CP-OFDM	QPSK	1	1	18.38	18.53	18.79	18.77	0.0	19.0	15.36	15.56	15.74	15.76	0.0	16.0	
CP-OFDM	QPSK	1	1	18.31	18.39	18.65	18.66	0.0	19.0	15.29	15.44	15.62	15.64	0.0	16.0	

NR Band n41 (Voice/Data/SRS1) Measured Results Continued)

BW (MHz)	Modulation	Mode	RB Allocation	RB offset	Measured Pwr (dBm)					MPR	Tune-up Limit	Measured Pwr (dBm)					MPR	Tune-up Limit
					502200	510402	518598	526800	534996			501204	509898	518598	526800	534996		
					2511 MHz	2552.01 MHz	2592.99 MHz	2634 MHz	2674.98 MHz			2506.02 MHz	2549.49 MHz	2592.99 MHz	2634 MHz	2674.98 MHz		
30 MHz	DFT-s-OFDM	π/2 BPSK	1	1	18.65	18.53	18.48	18.77	18.77	0.0	19.0	15.44	15.55	15.55	15.83	15.59	0.0	16.0
			1	39	18.83	18.44	18.54	18.81	18.60	0.0	19.0	15.48	15.43	15.58	15.76	15.55	0.0	16.0
			1	76	18.89	18.44	18.83	18.87	18.71	0.0	19.0	15.73	15.46	15.85	15.80	15.62	0.0	16.0
			36	0	18.52	18.49	18.44	18.71	18.66	0.0	19.0	15.36	15.44	15.47	15.69	15.48	0.0	16.0
			36	21	18.54	18.44	18.55	18.80	18.61	0.0	19.0	15.44	15.38	15.53	15.73	15.55	0.0	16.0
			36	42	18.71	18.42	18.68	18.79	18.67	0.0	19.0	15.54	15.43	15.67	15.76	15.59	0.0	16.0
			75	0	18.58	18.45	18.58	18.79	18.67	0.0	19.0	15.47	15.43	15.61	15.80	15.59	0.0	16.0
		QPSK	1	1	18.52	18.65	18.57	18.84	18.80	0.0	19.0	15.48	15.55	15.58	15.84	15.59	0.0	16.0
			1	39	18.59	18.48	18.53	18.88	18.67	0.0	19.0	15.74	15.46	15.55	15.79	15.59	0.0	16.0
			1	76	18.82	18.52	18.85	18.90	18.76	0.0	19.0	15.75	15.51	15.85	15.85	15.62	0.0	16.0
			36	0	18.41	18.53	18.45	18.69	18.66	0.0	19.0	15.34	15.43	15.48	15.65	15.49	0.0	16.0
			36	21	18.51	18.49	18.52	18.71	18.63	0.0	19.0	15.41	15.41	15.55	15.72	15.55	0.0	16.0
			36	42	18.59	18.40	18.66	18.75	18.64	0.0	19.0	15.53	15.46	15.71	15.77	15.56	0.0	16.0
			75	0	18.47	18.52	18.59	18.81	18.66	0.0	19.0	15.43	15.42	15.53	15.78	15.63	0.0	16.0
		16QAM	1	1	18.22	18.84	18.76	18.76	18.98	0.0	19.0	15.27	15.74	15.75	15.66	15.89	0.0	16.0
64QAM	1	1	18.56	18.76	18.67	19.05	18.96	0.0	19.0	15.51	15.64	15.66	15.99	15.79	0.0	16.0		
256QAM	1	1	18.47	18.56	18.57	18.88	18.79	0.0	19.0	15.46	15.48	15.48	15.86	15.56	0.0	16.0		
CP-OFDM	QPSK	1	1	18.37	18.49	18.51	18.80	18.63	0.0	19.0	15.32	15.36	15.46	15.78	15.58	0.0	16.0	
20 MHz	DFT-s-OFDM	π/2 BPSK	1	1	18.27	18.61	18.55	18.70	18.60	0.0	19.0	15.41	15.50	15.54	15.75	15.78	0.0	16.0
			1	26	18.19	18.48	18.45	18.57	18.48	0.0	19.0	15.31	15.47	15.47	15.60	15.56	0.0	16.0
			1	49	18.35	18.44	18.59	18.62	18.48	0.0	19.0	15.51	15.40	15.65	15.58	15.78	0.0	16.0
			25	0	18.32	18.52	18.56	18.67	18.55	0.0	19.0	15.32	15.40	15.57	15.66	15.55	0.0	16.0
			25	13	18.26	18.48	18.53	18.62	18.51	0.0	19.0	15.28	15.39	15.54	15.59	15.67	0.0	16.0
			25	26	18.38	18.40	18.63	18.56	18.40	0.0	19.0	15.42	15.36	15.63	15.55	15.68	0.0	16.0
			50	0	18.29	18.49	18.49	18.58	18.52	0.0	19.0	15.37	15.36	15.53	15.62	15.59	0.0	16.0
		QPSK	1	1	18.22	18.60	18.51	18.68	18.60	0.0	19.0	15.45	15.46	15.51	15.77	15.78	0.0	16.0
			1	26	18.21	18.46	18.49	18.54	18.48	0.0	19.0	15.32	15.30	15.50	15.56	15.66	0.0	16.0
			1	49	18.41	18.38	18.67	18.55	18.49	0.0	19.0	15.50	15.35	15.64	15.61	15.72	0.0	16.0
			25	0	18.31	18.48	18.57	18.62	18.55	0.0	19.0	15.31	15.43	15.58	15.64	15.82	0.0	16.0
			25	13	18.38	18.42	18.53	18.62	18.53	0.0	19.0	15.30	15.39	15.53	15.59	15.65	0.0	16.0
			25	26	18.38	18.25	18.58	18.58	18.49	0.0	19.0	15.38	15.34	15.61	15.58	15.47	0.0	16.0
			50	0	18.36	18.47	18.50	18.63	18.56	0.0	19.0	15.33	15.37	15.52	15.60	15.48	0.0	16.0
		16QAM	1	1	18.44	18.46	18.74	18.92	18.90	0.0	19.0	15.25	15.39	15.73	15.96	15.77	0.0	16.0
64QAM	1	1	18.41	18.79	18.65	18.92	18.85	0.0	19.0	15.58	15.69	15.68	15.87	15.87	0.0	16.0		
256QAM	1	1	18.25	18.64	18.48	18.72	18.66	0.0	19.0	15.44	15.52	15.49	15.66	15.72	0.0	16.0		
CP-OFDM	QPSK	1	1	18.19	18.56	18.35	18.56	18.52	0.0	19.0	15.40	15.47	15.41	15.58	15.44	0.0	16.0	

NR Band n41 (SRS2/SRS3/SRS4) Measured Results

BW (MHz)	Mode	SRS2 Maximum Allowed Average Power (dBm)						SRS2 Maximum Allowed Average Power (dBm)						RSRS2 Maximum Allowed Average Power (dBm)										
		DSI = 0, 1, 2, 3, 4						DSI = 0, 1, 2, 3, 4						DSI = 0, 1, 2, 3, 4										
		Measured Pwr (dBm)			MPR	Tune-up Limit	Measured Pwr (dBm)			MPR	Tune-up Limit	Measured Pwr (dBm)			MPR	Tune-up Limit								
508200	518598	528996	508200	518598			528996	508200	518598			528996												
		2546.01 MHz	2592.99 MHz	2640 MHz			2546.01 MHz	2592.99 MHz	2640 MHz			2546.01 MHz	2592.99 MHz	2640 MHz										
100 MHz	SRS CW		16.43		0.0	17.5			15.02		0.0	16.5			13.64		0.0	14.5						
		508200		528996	MPR	Tune-up Limit	508200		528996	MPR	Tune-up Limit	508200		528996	MPR	Tune-up Limit								
		2541 MHz		2644.98 MHz			2541 MHz		2644.98 MHz			2541 MHz		2644.98 MHz										
90 MHz	SRS CW	16.58			16.25	0.0	17.5	14.67			14.56	0.0	16.5	13.31			13.24	0.0	14.5					
		507204		529998	MPR	Tune-up Limit	507204		529998	MPR	Tune-up Limit	507204		529998	MPR	Tune-up Limit								
		2536.02 MHz		2649.99 MHz			2536.02 MHz		2649.99 MHz			2536.02 MHz		2649.99 MHz										
80 MHz	SRS CW	16.70			16.24	0.0	17.5	14.69			14.52	0.0	16.5	13.45			13.33	0.0	14.5					
		505200		531996	MPR	Tune-up Limit	505200		531996	MPR	Tune-up Limit	505200		531996	MPR	Tune-up Limit								
		2526 MHz		2659.98 MHz			2526 MHz		2659.98 MHz			2526 MHz		2659.98 MHz										
60 MHz	SRS CW	16.81			16.73	16.17	0.0	17.5	14.72			14.98	0.0	16.5	13.61			13.23	0.0	14.5				
		504204		532998	MPR	Tune-up Limit	504204		532998	MPR	Tune-up Limit	504204		532998	MPR	Tune-up Limit								
		2521.02 MHz		2664.99 MHz			2521.02 MHz		2664.99 MHz			2521.02 MHz		2664.99 MHz										
50 MHz	SRS CW	16.85			16.79	16.23	0.0	17.5	14.47			15.11	0.0	16.5	13.71			13.64	13.27	0.0	14.5			
		503202	513468	523734	534000	MPR	Tune-up Limit	503202	513468	523734	534000	MPR	Tune-up Limit	503202	513468	523734	534000	MPR	Tune-up Limit					
		2516.01 MHz	2567.34 MHz	2618.67 MHz	2670 MHz			2516.01 MHz	2567.34 MHz	2618.67 MHz	2670 MHz			2516.01 MHz	2567.34 MHz	2618.67 MHz	2670 MHz							
40 MHz	SRS CW	16.72	16.77		16.84	16.36	0.0	17.5	14.98	15.43		15.51	14.98	0.0	16.5	13.73	13.52		13.95	13.82	0.0	14.5		
		502200	510402	518598	526800	534996	MPR	Tune-up Limit	502200	510402	518598.00	526800	534996	MPR	Tune-up Limit	502200	510402	518598	526800	534996	MPR	Tune-up Limit		
		2511 MHz	2552.01 MHz	2592.99 MHz	2634 MHz	2674.98 MHz			2511 MHz	2552.01 MHz	2592.99 MHz	2634 MHz	2674.98 MHz			2511 MHz	2552.01 MHz	2592.99 MHz	2634 MHz	2674.98 MHz				
30 MHz	SRS CW	16.76	16.77	16.88	16.75	16.32	0.0	17.5	14.71	15.23	15.51	15.48	14.86	0.0	16.5	13.63	13.48	13.72	13.74	13.37	0.0	14.5		
		501204	509898	518598	527298	535998	MPR	Tune-up Limit	501204	509898	518598	527298	535998	MPR	Tune-up Limit	501204	509898	518598	527298	535998	MPR	Tune-up Limit		
		2506.02 MHz	2549.49 MHz	2592.99 MHz	2636.49 MHz	2679.99 MHz			2506.02 MHz	2549.49 MHz	2592.99 MHz	2636.49 MHz	2679.99 MHz			2506.02 MHz	2549.49 MHz	2592.99 MHz	2636.49 MHz	2679.99 MHz				
20 MHz	SRS CW	16.78	16.84	16.83	16.57	16.08	0.0	17.5	14.35	15.26	15.51	15.43	14.76	0.0	16.5	13.55	13.56	13.73	13.57	13.15	0.0	14.5		

Notes:

SRS1, SRS2 and SRS3 were measured output power through FTM mode provided by manufacturer.

NR Band n77 (Voice/Data/SRS1)-Lower Band- Measured Results

BW (MHz)	Modulation	Mode	RB Allocation	RB offset	Maximum Allowed Average Power (dBm)														
					DSI = 0, 1, 4				DSI = 3				DSI = 2						
					Measured Pwr (dBm)			MPR	Tune-up Limit	Measured Pwr (dBm)			MPR	Tune-up Limit	Measured Pwr (dBm)			MPR	Tune-up Limit
					633334	3500.01 MHz				633334	3500.01 MHz				633334	3500.01 MHz			
100 MHz	DFT-s-OFDM	π/2 BPSK	1	1	18.47		0.0	19.0	14.53		0.0	15.0	13.21		0.0	14.0			
			1	137	18.50		0.0	19.0	14.70		0.0	15.0	13.25		0.0	14.0			
			1	271	18.32		0.0	19.0	14.57		0.0	15.0	13.10		0.0	14.0			
			135	0	18.70		0.0	19.0	14.84		0.0	15.0	13.46		0.0	14.0			
			135	69	18.63		0.0	19.0	14.84		0.0	15.0	13.40		0.0	14.0			
			135	138	18.50		0.0	19.0	14.66		0.0	15.0	13.22		0.0	14.0			
			270	0	18.55		0.0	19.0	14.72		0.0	15.0	13.36		0.0	14.0			
		QPSK	1	1	18.38		0.0	19.0	14.70		0.0	15.0	13.19		0.0	14.0			
			1	137	18.47		0.0	19.0	14.72		0.0	15.0	13.35		0.0	14.0			
			1	271	18.59		0.0	19.0	14.81		0.0	15.0	13.29		0.0	14.0			
			135	0	18.54		0.0	19.0	14.75		0.0	15.0	13.42		0.0	14.0			
			135	69	18.47		0.0	19.0	14.74		0.0	15.0	13.52		0.0	14.0			
			135	138	18.53		0.0	19.0	14.73		0.0	15.0	13.22		0.0	14.0			
			270	0	18.47		0.0	19.0	14.69		0.0	15.0	13.28		0.0	14.0			
		16QAM	1	1	18.51		0.0	19.0	14.85		0.0	15.0	13.41		0.0	14.0			
			1	137	18.43		0.0	19.0	14.67		0.0	15.0	13.49		0.0	14.0			
			1	271	18.24		0.0	19.0	14.86		0.0	15.0	13.23		0.0	14.0			
			64QAM	1	1	18.49		0.0	19.0	14.58		0.0	15.0	13.50		0.0	14.0		
256QAM	1	1	18.46		0.0	19.0	14.35		0.0	15.0	13.37		0.0	14.0					
CP-OFDM	QPSK	1	1	18.39		0.0	19.0	14.47		0.0	15.0	13.58		0.0	14.0				
90 MHz	DFT-s-OFDM	π/2 BPSK	1	1	18.47		0.0	19.0	14.60		0.0	15.0	13.26		0.0	14.0			
			1	123	18.39		0.0	19.0	14.69		0.0	15.0	13.29		0.0	14.0			
			1	243	18.25		0.0	19.0	14.60		0.0	15.0	13.14		0.0	14.0			
			120	0	18.59		0.0	19.0	14.89		0.0	15.0	13.40		0.0	14.0			
			120	63	18.46		0.0	19.0	14.81		0.0	15.0	13.40		0.0	14.0			
			120	125	18.41		0.0	19.0	14.62		0.0	15.0	13.20		0.0	14.0			
			243	0	18.43		0.0	19.0	14.73		0.0	15.0	13.32		0.0	14.0			
		QPSK	1	1	18.53		0.0	19.0	14.57		0.0	15.0	13.26		0.0	14.0			
			1	123	18.41		0.0	19.0	14.66		0.0	15.0	13.27		0.0	14.0			
			1	243	18.28		0.0	19.0	14.56		0.0	15.0	13.09		0.0	14.0			
			120	0	18.61		0.0	19.0	14.88		0.0	15.0	13.41		0.0	14.0			
			120	63	18.53		0.0	19.0	14.78		0.0	15.0	13.37		0.0	14.0			
			120	125	18.37		0.0	19.0	14.59		0.0	15.0	13.20		0.0	14.0			
			243	0	18.43		0.0	19.0	14.73		0.0	15.0	13.32		0.0	14.0			
		16QAM	1	1	18.42		0.0	19.0	14.98		0.0	15.0	13.56		0.0	14.0			
		64QAM	1	1	18.43		0.0	19.0	14.49		0.0	15.0	13.59		0.0	14.0			
		256QAM	1	1	18.37		0.0	19.0	14.45		0.0	15.0	13.19		0.0	14.0			
		CP-OFDM	QPSK	1	1	18.51		0.0	19.0	14.55		0.0	15.0	13.29		0.0	14.0		

NR Band n77 (Voice/Data/SRS1)-Lower Band- Measured Results (Continued)

BW (MHz)	Modulation	Mode	RB Allocation	RB offset	Measured Pwr (dBm)				Tune-up Limit	Measured Pwr (dBm)				Tune-up Limit					
					633334		MPR	633334		MPR	633334		MPR						
					3500.01 MHz			3500.01 MHz				3500.01 MHz							
80 MHz	DFT-s-OFDM	π/2 BPSK	1	1		18.39		0.0	19.0		14.62		0.0	15.0		13.27		0.0	14.0
			1	109		18.33		0.0	19.0		14.64		0.0	15.0		13.25		0.0	14.0
			1	215		18.17		0.0	19.0		14.44		0.0	15.0		13.02		0.0	14.0
			108	0		18.62		0.0	19.0		14.84		0.0	15.0		13.42		0.0	14.0
			108	55		18.47		0.0	19.0		14.78		0.0	15.0		13.41		0.0	14.0
			108	109		18.35		0.0	19.0		14.71		0.0	15.0		13.21		0.0	14.0
			216	0		18.42		0.0	19.0		14.72		0.0	15.0		13.34		0.0	14.0
		QPSK	1	1		18.55		0.0	19.0		14.60		0.0	15.0		13.29		0.0	14.0
			1	109		18.43		0.0	19.0		14.64		0.0	15.0		13.22		0.0	14.0
			1	215		18.29		0.0	19.0		14.42		0.0	15.0		13.00		0.0	14.0
			108	0		18.61		0.0	19.0		14.84		0.0	15.0		13.42		0.0	14.0
			108	55		18.51		0.0	19.0		14.78		0.0	15.0		13.40		0.0	14.0
			108	109		18.34		0.0	19.0		14.71		0.0	15.0		13.20		0.0	14.0
			216	0		18.44		0.0	19.0		14.72		0.0	15.0		13.35		0.0	14.0
		16QAM	1	1		18.41		0.0	19.0		14.64		0.0	15.0		13.47		0.0	14.0
		64QAM	1	1		18.47		0.0	19.0		14.55		0.0	15.0		13.59		0.0	14.0
		256QAM	1	1		18.58		0.0	19.0		14.33		0.0	15.0		13.20		0.0	14.0
		CP-OFDM	QPSK	1	1		18.52		0.0	19.0		14.61		0.0	15.0		13.30		0.0
70 MHz	DFT-s-OFDM	π/2 BPSK	1	1		18.50		0.0	19.0		14.63		0.0	15.0		13.59		0.0	14.0
			1	95		18.38		0.0	19.0		14.60		0.0	15.0		13.65		0.0	14.0
			1	188		18.17		0.0	19.0		14.44		0.0	15.0		13.33		0.0	14.0
			90	0		18.61		0.0	19.0		14.85		0.0	15.0		13.74		0.0	14.0
			90	50		18.50		0.0	19.0		14.78		0.0	15.0		13.64		0.0	14.0
			90	99		18.45		0.0	19.0		14.69		0.0	15.0		13.61		0.0	14.0
			180	0		18.49		0.0	19.0		14.74		0.0	15.0		13.64		0.0	14.0
		QPSK	1	1		18.50		0.0	19.0		14.60		0.0	15.0		13.62		0.0	14.0
			1	95		18.38		0.0	19.0		14.52		0.0	15.0		13.58		0.0	14.0
			1	188		18.21		0.0	19.0		14.36		0.0	15.0		13.34		0.0	14.0
			90	0		18.56		0.0	19.0		14.91		0.0	15.0		13.71		0.0	14.0
			90	50		18.40		0.0	19.0		14.78		0.0	15.0		13.70		0.0	14.0
			90	99		18.41		0.0	19.0		14.72		0.0	15.0		13.57		0.0	14.0
			180	0		18.51		0.0	19.0		14.75		0.0	15.0		13.72		0.0	14.0
		16QAM	1	1		18.55		0.0	19.0		14.67		0.0	15.0		13.94		0.0	14.0
		64QAM	1	1		18.63		0.0	19.0		14.84		0.0	15.0		13.77		0.0	14.0
		256QAM	1	1		18.39		0.0	19.0		14.53		0.0	15.0		13.56		0.0	14.0
		CP-OFDM	QPSK	1	1		18.45		0.0	19.0		14.54		0.0	15.0		13.16		0.0

NR Band n77 (Voice/Data/SRS1)-Lower Band- Measured Results (Continued)

BW (MHz)	Modulation	Mode	RB Allocation	RB offset	Measured Pwr (dBm)			MPR	Tune-up Limit	Measured Pwr (dBm)			MPR	Tune-up Limit	Measured Pwr (dBm)			MPR	Tune-up Limit	
					633334	3500.01 MHz				633334	3500.01 MHz				633334	3500.01 MHz				
60 MHz	DFT-s-OFDM	π/2 BPSK	1	1		18.66		0.0	19.0		14.91		0.0	15.0		13.50		0.0	14.0	
			1	81		18.59		0.0	19.0		14.93		0.0	15.0		13.52		0.0	14.0	
			1	160		18.37		0.0	19.0		14.65		0.0	15.0		13.22		0.0	14.0	
			81	0		18.84		0.0	19.0		14.85		0.0	15.0		13.61		0.0	14.0	
			81	41		18.70		0.0	19.0		14.98		0.0	15.0		13.53		0.0	14.0	
			81	81		18.58		0.0	19.0		14.93		0.0	15.0		13.41		0.0	14.0	
		QPSK	162	0		18.67		0.0	19.0		14.93		0.0	15.0		13.56		0.0	14.0	
			1	1		18.74		0.0	19.0		14.87		0.0	15.0		13.48		0.0	14.0	
			1	81		18.70		0.0	19.0		14.94		0.0	15.0		13.54		0.0	14.0	
			1	160		18.43		0.0	19.0		14.63		0.0	15.0		13.21		0.0	14.0	
			81	0		18.84		0.0	19.0		15.00		0.0	15.0		13.64		0.0	14.0	
			81	41		18.88		0.0	19.0		14.97		0.0	15.0		13.56		0.0	14.0	
		CP-OFDM	QPSK	81	81		18.53		0.0	19.0		14.93		0.0	15.0		13.46		0.0	14.0
				162	0		18.64		0.0	19.0		14.92		0.0	15.0		13.55		0.0	14.0
16QAM	1			1		18.60		0.0	19.0		14.89		0.0	15.0		13.62		0.0	14.0	
64QAM	1			1		18.71		0.0	19.0		14.97		0.0	15.0		13.82		0.0	14.0	
		256QAM	1	1		18.81		0.0	19.0		14.65		0.0	15.0		13.50		0.0	14.0	
		CP-OFDM	QPSK	1	1		18.72		0.0	19.0		14.84		0.0	15.0		13.46		0.0	14.0
BW (MHz)	Modulation	Mode	RB Allocation	RB offset	Measured Pwr (dBm)			MPR	Tune-up Limit	Measured Pwr (dBm)			MPR	Tune-up Limit	Measured Pwr (dBm)			MPR	Tune-up Limit	
					631668	635000				631668	635000				631668	635000				
					3475.02 MHz	3525 MHz				3475.02 MHz	3525 MHz				3475.02 MHz	3525 MHz				
50 MHz	DFT-s-OFDM	π/2 BPSK	1	1	18.63		18.53	0.0	19.0	14.78		14.98	0.0	15.0	13.42		13.54	0.0	14.0	
			1	67	18.69		18.28	0.0	19.0	14.87		14.66	0.0	15.0	13.47		13.20	0.0	14.0	
			1	131	18.61		18.19	0.0	19.0	14.87		14.59	0.0	15.0	13.47		13.04	0.0	14.0	
			64	0	18.73		18.46	0.0	19.0	14.93		14.93	0.0	15.0	13.55		13.46	0.0	14.0	
			64	35	18.82		18.44	0.0	19.0	14.99		14.78	0.0	15.0	13.54		13.32	0.0	14.0	
			64	69	18.77		18.28	0.0	19.0	14.94		14.69	0.0	15.0	13.56		13.28	0.0	14.0	
		QPSK	128	0	18.77		18.44	0.0	19.0	14.92		14.77	0.0	15.0	13.55		13.39	0.0	14.0	
			1	1	18.69		18.60	0.0	19.0	14.76		14.93	0.0	15.0	13.45		13.52	0.0	14.0	
			1	67	18.72		18.42	0.0	19.0	14.85		14.61	0.0	15.0	13.41		13.25	0.0	14.0	
			1	131	18.61		18.27	0.0	19.0	14.79		14.57	0.0	15.0	13.46		12.98	0.0	14.0	
			64	0	18.73		18.54	0.0	19.0	14.86		14.93	0.0	15.0	13.55		13.47	0.0	14.0	
			64	35	18.77		18.45	0.0	19.0	14.81		14.79	0.0	15.0	13.56		13.33	0.0	14.0	
		CP-OFDM	QPSK	64	69	18.75		18.32	0.0	19.0	14.90		14.71	0.0	15.0	13.56		13.28	0.0	14.0
				128	0	18.71		18.50	0.0	19.0	14.93		14.78	0.0	15.0	13.55		13.36	0.0	14.0
16QAM	1			1	18.63		18.58	0.0	19.0	14.96		14.93	0.0	15.0	13.71		13.64	0.0	14.0	
64QAM	1			1	18.50		18.67	0.0	19.0	14.68		14.89	0.0	15.0	13.57		13.48	0.0	14.0	
		256QAM	1	1	18.59		18.64	0.0	19.0	14.59		14.90	0.0	15.0	13.47		13.47	0.0	14.0	
		CP-OFDM	QPSK	1	1	18.73		18.62	0.0	19.0	14.74		14.91	0.0	15.0	13.46		13.50	0.0	14.0

NR Band n77 (Voice/Data/SRS1)-Lower Band- Measured Results (Continued)

BW (MHz)	Modulation	Mode	RB Allocation	RB offset	Measured Pwr (dBm)				Tune-up Limit	Measured Pwr (dBm)				Tune-up Limit					
					631334		635332			631334		635332							
					3470.01 MHz		3529.98 MHz			3470.01 MHz		3529.98 MHz							
40 MHz	DFT-s-OFDM	π/2 BPSK	1	1	18.84		18.79	0.0	19.0	14.85		14.90	0.0	15.0	13.59		13.60	0.0	14.0
			1	53	18.84		18.43	0.0	19.0	14.69		14.67	0.0	15.0	13.53		13.30	0.0	14.0
			1	104	18.98		18.55	0.0	19.0	14.94		14.73	0.0	15.0	13.75		13.38	0.0	14.0
			50	0	18.93		18.76	0.0	19.0	14.89		14.88	0.0	15.0	13.63		13.57	0.0	14.0
			50	28	18.90		18.58	0.0	19.0	14.86		14.79	0.0	15.0	13.68		13.44	0.0	14.0
			50	56	18.94		18.57	0.0	19.0	14.96		14.79	0.0	15.0	13.74		13.42	0.0	14.0
		100	0	18.97		18.60	0.0	19.0	14.90		14.90	0.0	15.0	13.65		13.45	0.0	14.0	
		QPSK	1	1	18.95		18.81	0.0	19.0	14.86		14.88	0.0	15.0	13.61		13.57	0.0	14.0
			1	53	18.90		18.45	0.0	19.0	14.82		14.65	0.0	15.0	13.50		13.29	0.0	14.0
			1	104	18.94		18.61	0.0	19.0	14.92		14.73	0.0	15.0	13.72		13.43	0.0	14.0
			50	0	18.94		18.75	0.0	19.0	14.90		14.88	0.0	15.0	13.61		13.56	0.0	14.0
			50	28	18.98		18.56	0.0	19.0	14.85		14.78	0.0	15.0	13.67		13.41	0.0	14.0
			50	56	18.94		18.60	0.0	19.0	14.97		14.79	0.0	15.0	13.75		13.40	0.0	14.0
		100	0	18.90		18.62	0.0	19.0	14.90		14.88	0.0	15.0	13.66		13.46	0.0	14.0	
		16QAM	1	1	18.88		18.71	0.0	19.0	14.32		14.27	0.0	15.0	13.82		13.74	0.0	14.0
		64QAM	1	1	18.98		18.89	0.0	19.0	14.74		14.80	0.0	15.0	13.87		13.53	0.0	14.0
		256QAM	1	1	18.94		18.86	0.0	19.0	14.62		14.80	0.0	15.0	13.58		13.61	0.0	14.0
		CP-OFDM	QPSK	1	1	18.94		18.92	0.0	19.0	14.76		14.79	0.0	15.0	13.56		13.62	0.0
BW (MHz)	Modulation	Mode	RB Allocation	RB offset	Measured Pwr (dBm)				Tune-up Limit	Measured Pwr (dBm)				Tune-up Limit					
					631000		633334			635666		631000			633334		635666		
					3465 MHz	3500.01 MHz	3534.99 MHz			3465 MHz	3500.01 MHz	3534.99 MHz			3465 MHz	3500.01 MHz	3534.99 MHz		
30 MHz	DFT-s-OFDM	π/2 BPSK	1	1	18.93	18.84	18.68	0.0	19.0	14.82	14.96	14.86	0.0	15.0	13.57	13.68	13.48	0.0	14.0
			1	39	18.89	18.65	18.53	0.0	19.0	14.81	14.81	14.68	0.0	15.0	13.56	13.54	13.28	0.0	14.0
			1	76	18.92	18.72	18.57	0.0	19.0	14.95	14.73	14.69	0.0	15.0	13.68	13.56	13.36	0.0	14.0
			36	0	18.91	18.86	18.65	0.0	19.0	14.87	14.98	14.86	0.0	15.0	13.63	13.70	13.48	0.0	14.0
			36	21	18.97	18.76	18.62	0.0	19.0	14.96	14.93	14.76	0.0	15.0	13.56	13.66	13.38	0.0	14.0
			36	42	18.86	18.76	18.65	0.0	19.0	14.97	14.81	14.83	0.0	15.0	13.71	13.60	13.40	0.0	14.0
		75	0	18.86	18.81	18.61	0.0	19.0	14.94	14.99	14.81	0.0	15.0	13.64	13.67	13.48	0.0	14.0	
		QPSK	1	1	18.95	18.88	18.70	0.0	19.0	14.80	14.92	14.84	0.0	15.0	13.55	13.71	13.53	0.0	14.0
			1	39	18.92	18.70	18.52	0.0	19.0	14.80	14.78	14.68	0.0	15.0	13.53	13.51	13.34	0.0	14.0
			1	76	18.91	18.74	18.61	0.0	19.0	14.89	14.73	14.65	0.0	15.0	13.70	13.54	13.35	0.0	14.0
			36	0	18.98	18.89	18.63	0.0	19.0	14.87	14.97	14.86	0.0	15.0	13.64	13.72	13.48	0.0	14.0
			36	21	18.98	18.77	18.60	0.0	19.0	14.93	14.92	14.76	0.0	15.0	13.61	13.65	13.35	0.0	14.0
			36	42	18.85	18.81	18.61	0.0	19.0	14.95	14.82	14.76	0.0	15.0	13.72	13.63	13.38	0.0	14.0
		75	0	18.98	18.85	18.59	0.0	19.0	14.95	15.00	14.82	0.0	15.0	13.64	13.65	13.47	0.0	14.0	
		16QAM	1	1	18.93	18.85	18.61	0.0	19.0	14.86	14.92	14.82	0.0	15.0	13.87	13.91	13.67	0.0	14.0
		64QAM	1	1	18.91	19.00	18.95	0.0	19.0	14.74	14.85	14.71	0.0	15.0	13.82	13.64	13.43	0.0	14.0
		256QAM	1	1	18.82	18.99	18.60	0.0	19.0	14.46	14.92	14.68	0.0	15.0	13.36	13.66	13.43	0.0	14.0
		CP-OFDM	QPSK	1	1	18.96	18.99	18.75	0.0	19.0	14.76	14.87	14.68	0.0	15.0	13.55	13.66	13.39	0.0

NR Band n77 (Voice/Data/SRS1)-Lower Band- Measured Results (Continued)

BW (MHz)	Modulation	Mode	RB Allocation	RB offset	Measured Pwr (dBm)			MPR	Tune-up Limit	Measured Pwr (dBm)			MPR	Tune-up Limit	Measured Pwr (dBm)			MPR	Tune-up Limit
					630668	633334	636000			630668	633334	636000			630668	633334	636000		
					3460.02 MHz	3500.01 MHz	3540 MHz			3460.02 MHz	3500.01 MHz	3540 MHz			3460.02 MHz	3500.01 MHz	3540 MHz		
20 MHz	DFT-s-OFDM	π/2 BPSK	1	1	18.88	18.73	18.66	0.0	19.0	14.70	14.96	14.75	0.0	15.0	13.57	13.73	13.43	0.0	14.0
			1	26	18.90	18.62	18.58	0.0	19.0	14.68	14.81	14.60	0.0	15.0	13.51	13.58	13.27	0.0	14.0
			1	49	18.96	18.61	18.56	0.0	19.0	14.70	14.75	14.53	0.0	15.0	13.60	13.56	13.32	0.0	14.0
			25	0	18.93	18.71	18.66	0.0	19.0	14.71	14.90	14.70	0.0	15.0	13.62	13.68	13.38	0.0	14.0
			25	13	18.92	18.71	18.65	0.0	19.0	14.77	14.91	14.69	0.0	15.0	13.58	13.69	13.34	0.0	14.0
			25	26	18.98	18.71	18.61	0.0	19.0	14.86	14.92	14.62	0.0	15.0	13.63	13.69	13.43	0.0	14.0
			50	0	18.94	18.72	18.67	0.0	19.0	14.77	14.94	14.73	0.0	15.0	13.62	13.69	13.42	0.0	14.0
		QPSK	1	1	18.95	18.78	18.76	0.0	19.0	14.71	14.94	14.71	0.0	15.0	13.55	13.79	13.42	0.0	14.0
			1	26	18.88	18.68	18.63	0.0	19.0	14.69	14.78	14.59	0.0	15.0	13.56	13.55	13.29	0.0	14.0
			1	49	18.99	18.68	18.62	0.0	19.0	14.64	14.73	14.50	0.0	15.0	13.64	13.57	13.29	0.0	14.0
			25	0	18.92	18.73	18.68	0.0	19.0	14.71	14.90	14.68	0.0	15.0	13.61	13.69	13.38	0.0	14.0
			25	13	18.91	18.71	18.65	0.0	19.0	14.79	14.93	14.63	0.0	15.0	13.58	13.63	13.32	0.0	14.0
			25	26	19.00	18.69	18.66	0.0	19.0	14.85	14.90	14.62	0.0	15.0	13.64	13.69	13.39	0.0	14.0
		50	0	18.93	18.75	18.62	0.0	19.0	14.77	14.94	14.66	0.0	15.0	13.62	13.68	13.40	0.0	14.0	
		16QAM	1	1	18.89	18.72	18.59	0.0	19.0	14.77	14.93	14.71	0.0	15.0	13.87	13.80	13.60	0.0	14.0
64QAM	1	1	18.93	18.96	18.85	0.0	19.0	14.92	14.84	14.69	0.0	15.0	13.75	13.69	13.40	0.0	14.0		
256QAM	1	1	18.96	18.99	18.60	0.0	19.0	14.44	14.85	14.72	0.0	15.0	13.36	13.68	13.39	0.0	14.0		
CP-OFDM	QPSK	1	1	18.95	18.99	18.67	0.0	19.0	14.61	14.78	14.75	0.0	15.0	13.57	13.69	13.40	0.0	14.0	
BW (MHz)	Modulation	Mode	RB Allocation	RB offset	Measured Pwr (dBm)			MPR	Tune-up Limit	Measured Pwr (dBm)			MPR	Tune-up Limit	Measured Pwr (dBm)			MPR	Tune-up Limit
					630500	633334	636166			630500	633334	636166			630500	633334	636166		
					3457.5 MHz	3500.01 MHz	3542.49 MHz			3457.5 MHz	3500.01 MHz	3542.49 MHz			3457.5 MHz	3500.01 MHz	3542.49 MHz		
15 MHz	DFT-s-OFDM	π/2 BPSK	1	1	18.79	18.84	18.58	0.0	19.0	14.70	14.84	14.93	0.0	15.0	13.49	13.61	13.34	0.0	14.0
			1	19	18.83	18.77	18.53	0.0	19.0	14.78	14.82	14.80	0.0	15.0	13.53	13.58	13.30	0.0	14.0
			1	36	18.96	18.84	18.61	0.0	19.0	14.91	14.80	14.88	0.0	15.0	13.63	13.61	13.42	0.0	14.0
			18	0	18.83	18.84	18.64	0.0	19.0	14.81	14.91	14.94	0.0	15.0	13.54	13.70	13.37	0.0	14.0
			18	10	18.86	18.85	18.57	0.0	19.0	14.82	14.88	14.97	0.0	15.0	13.56	13.61	13.40	0.0	14.0
			18	20	18.97	18.86	18.69	0.0	19.0	14.89	14.92	14.90	0.0	15.0	13.62	13.64	13.39	0.0	14.0
			36	0	18.87	18.88	18.63	0.0	19.0	14.82	14.93	14.97	0.0	15.0	13.58	13.65	13.39	0.0	14.0
		QPSK	1	1	18.84	18.87	18.65	0.0	19.0	14.72	14.81	14.91	0.0	15.0	13.47	13.66	13.35	0.0	14.0
			1	19	18.88	18.86	18.58	0.0	19.0	14.73	14.82	14.79	0.0	15.0	13.53	13.64	13.31	0.0	14.0
			1	36	18.95	18.86	18.63	0.0	19.0	14.90	14.80	14.87	0.0	15.0	13.59	13.61	13.40	0.0	14.0
			18	0	18.85	18.85	18.62	0.0	19.0	14.82	14.89	14.93	0.0	15.0	13.52	13.68	13.35	0.0	14.0
			18	10	18.87	18.82	18.58	0.0	19.0	14.81	14.87	14.96	0.0	15.0	13.60	13.66	13.38	0.0	14.0
			18	20	18.94	18.88	18.63	0.0	19.0	14.90	14.92	14.87	0.0	15.0	13.63	13.71	13.43	0.0	14.0
		36	0	18.87	18.88	18.64	0.0	19.0	14.83	14.91	14.99	0.0	15.0	13.58	13.65	13.40	0.0	14.0	
		16QAM	1	1	18.76	18.82	18.51	0.0	19.0	14.73	14.85	14.89	0.0	15.0	13.78	13.89	13.50	0.0	14.0
64QAM	1	1	18.93	18.84	18.56	0.0	19.0	14.97	14.88	14.82	0.0	15.0	13.66	13.58	13.31	0.0	14.0		
256QAM	1	1	18.68	18.79	18.60	0.0	19.0	14.57	14.81	14.81	0.0	15.0	13.38	13.50	13.31	0.0	14.0		
CP-OFDM	QPSK	1	1	18.84	18.90	18.63	0.0	19.0	14.69	14.87	14.83	0.0	15.0	13.44	13.52	13.28	0.0	14.0	

NR Band n77 (Voice/Data/SRS1)-Lower Band- Measured Results (Continued)

BW (MHz)	Modulation	Mode	RB Allocation	RB offset	Measured Pwr (dBm)			MPR	Tune-up Limit	Measured Pwr (dBm)			MPR	Tune-up Limit	Measured Pwr (dBm)			MPR	Tune-up Limit	
					630334	633334	636332			630334	633334	636332			630334	633334	636332			
					3445.01 MHz	3500.01 MHz	3544.98 MHz			3445.01 MHz	3500.01 MHz	3544.98 MHz			3445.01 MHz	3500.01 MHz	3544.98 MHz			
10 MHz	DFT-s-OFDM	π/2 BPSK	1	1	18.50	18.51	18.30	0.0	19.0	14.67	14.77	14.70	0.0	15.0	13.46	13.54	13.14	0.0	14.0	
			1	12	18.58	18.53	18.30	0.0	19.0	14.73	14.69	14.74	0.0	15.0	13.42	13.46	13.08	0.0	14.0	
			1	22	18.59	18.55	18.31	0.0	19.0	14.79	14.77	14.82	0.0	15.0	13.50	13.50	13.17	0.0	14.0	
			12	0	18.60	18.65	18.41	0.0	19.0	14.80	14.84	14.86	0.0	15.0	13.49	13.63	13.19	0.0	14.0	
			12	6	18.63	18.62	18.38	0.0	19.0	14.82	14.81	14.81	0.0	15.0	13.52	13.60	13.21	0.0	14.0	
			12	12	18.66	18.61	18.42	0.0	19.0	14.84	14.84	14.83	0.0	15.0	13.52	13.58	13.23	0.0	14.0	
			24	0	18.64	18.60	18.40	0.0	19.0	14.78	14.80	14.85	0.0	15.0	13.54	13.59	13.20	0.0	14.0	
		QPSK	1	1	18.55	18.57	18.35	0.0	19.0	14.72	14.71	14.68	0.0	15.0	13.40	13.49	13.14	0.0	14.0	
			1	12	18.62	18.59	18.35	0.0	19.0	14.67	14.71	14.68	0.0	15.0	13.43	13.51	13.17	0.0	14.0	
			1	22	18.60	18.64	18.33	0.0	19.0	14.74	14.71	14.74	0.0	15.0	13.47	13.48	13.16	0.0	14.0	
			12	0	18.62	18.64	18.40	0.0	19.0	14.78	14.84	14.84	0.0	15.0	13.49	13.58	13.22	0.0	14.0	
			12	6	18.63	18.61	18.39	0.0	19.0	14.79	14.77	14.82	0.0	15.0	13.53	13.58	13.16	0.0	14.0	
			12	12	18.66	18.62	18.39	0.0	19.0	14.83	14.87	14.83	0.0	15.0	13.54	13.58	13.23	0.0	14.0	
			24	0	18.66	18.64	18.40	0.0	19.0	14.83	14.80	14.83	0.0	15.0	13.51	13.61	13.21	0.0	14.0	
		16QAM	1	1	18.53	18.56	18.46	0.0	19.0	14.76	14.79	14.78	0.0	15.0	13.57	13.74	13.37	0.0	14.0	
		64QAM	1	1	18.67	18.63	18.49	0.0	19.0	14.86	14.81	14.63	0.0	15.0	13.75	13.48	13.15	0.0	14.0	
		256QAM	1	1	18.51	18.64	18.26	0.0	19.0	14.44	14.80	14.65	0.0	15.0	13.39	13.48	13.15	0.0	14.0	
		CP-OFDM	QPSK	1	1	18.57	18.64	18.38	0.0	19.0	14.69	14.83	14.65	0.0	15.0	13.38	13.48	13.15	0.0	14.0

NR Band n77 (SRS2)-Lower Band- Measured Results

BW (MHz)	Mode	SRS2 Maximum Allowed Average Power (dBm)														
		DSI = 0, 1, 4					DSI = 3					DSI = 2				
		Measured Pwr (dBm)			MPR	Tune-up Limit	Measured Pwr (dBm)			MPR	Tune-up Limit	Measured Pwr (dBm)			MPR	Tune-up Limit
633334	3500.01 MHz		633334	3500.01 MHz				633334	3500.01 MHz							
100 MHz	SRS CW	18.02			0.0	19.0	17.24			0.0	18.5	15.81			0.0	17.0
90 MHz	SRS CW	17.45			0.0	19.0	17.23			0.0	18.5	15.69			0.0	17.0
80 MHz	SRS CW	17.69			0.0	19.0	17.27			0.0	18.5	15.69			0.0	17.0
70 MHz	SRS CW	17.73			0.0	19.0	17.32			0.0	18.5	15.78			0.0	17.0
60 MHz	SRS CW	17.88			0.0	19.0	17.41			0.0	18.5	15.96			0.0	17.0
50 MHz	SRS CW	17.84		17.87	0.0	19.0	17.41		17.36	0.0	18.5	15.87		15.89	0.0	17.0
40 MHz	SRS CW	18.07		18.05	0.0	19.0	17.58		17.63	0.0	18.5	16.06		16.12	0.0	17.0
30 MHz	SRS CW	18.12	18.03	18.15	0.0	19.0	17.65	17.67	17.78	0.0	18.5	16.19	16.17	16.24	0.0	17.0
20 MHz	SRS CW	18.10	18.12	18.03	0.0	19.0	17.67	17.65	17.61	0.0	18.5	16.21	16.14	16.17	0.0	17.0
15 MHz	SRS CW	18.07	18.01	18.04	0.0	19.0	17.64	17.64	17.58	0.0	18.5	16.12	16.16	15.99	0.0	17.0
10 MHz	SRS CW	17.91	17.86	17.87	0.0	19.0	17.45	17.38	17.37	0.0	18.5	15.91	15.87	15.95	0.0	17.0

Notes:

SRS2 were measured output power through FTM mode provided by manufacturer.

NR Band n77 (SRS3/SRS4)-Lower Band- Measured Results

BW (MHz)	Mode	SRS3 Maximum Allowed Average Power (dBm)						SRS4 Maximum Allowed Average Power (dBm)								
		DSI = 0, 1, 3, 4			DSI = 2			DSI = 0, 1, 2, 3, 4								
		Measured Pwr (dBm)			MPR	Tune-up Limit	Measured Pwr (dBm)			MPR	Tune-up Limit	Measured Pwr (dBm)			MPR	Tune-up Limit
633334	3500.01 MHz		633334	3500.01 MHz				633334	3500.01 MHz							
100 MHz	SRS CW	17.25			0.0	18.0	15.90			0.0	16.0	16.32			0.0	16.5
90 MHz	SRS CW	17.08			0.0	18.0	15.98			0.0	16.0	15.82			0.0	16.5
80 MHz	SRS CW	17.01			0.0	18.0	15.89			0.0	16.0	15.86			0.0	16.5
70 MHz	SRS CW	16.96			0.0	18.0	15.99			0.0	16.0	15.87			0.0	16.5
60 MHz	SRS CW	17.15			0.0	18.0	15.94			0.0	16.0	15.93			0.0	16.5
50 MHz	SRS CW	17.16		17.24	0.0	18.0	15.96		15.95	0.0	16.0	15.91		15.80	0.0	16.5
40 MHz	SRS CW	17.41		17.61	0.0	18.0	15.98		15.87	0.0	16.0	16.30		16.07	0.0	16.5
30 MHz	SRS CW	17.35	17.55	17.40	0.0	18.0	15.98	15.87	15.94	0.0	16.0	16.29	16.21	16.07	0.0	16.5
20 MHz	SRS CW	17.28	17.31	17.32	0.0	18.0	15.93	15.87	15.96	0.0	16.0	16.19	16.13	15.96	0.0	16.5
15 MHz	SRS CW	17.32	17.36	17.35	0.0	18.0	15.91	15.86	15.92	0.0	16.0	16.11	16.12	16.08	0.0	16.5
10 MHz	SRS CW	17.05	17.15	17.25	0.0	18.0	15.89	15.96	15.89	0.0	16.0	15.95	15.91	15.77	0.0	16.5

Notes:

SRS3 and SRS4 were measured output power through FTM mode provided by manufacturer.

NR Band n77 (Voice/Data/SRS1)-Upper Band (DSI =0, 1, 4)- Measured Results

BW (MHz)	Modulation	Mode	RB Allocation	RB offset	Maximum Allowed Average Power (dBm)								
					DSI = 0, 1, 4							MPR	Tune-up Limit
					Measured Pwr (dBm)								
					650000		656000		662000				
100 MHz	DFT-s-OFDM	π/2 BPSK	1	1	18.15				18.43		0.0	19.0	
			1	137	18.31				18.92		0.0	19.0	
			1	271	18.15				18.82		0.0	19.0	
			135	0	18.21				18.55		0.0	19.0	
			135	69	18.25				18.69		0.0	19.0	
			135	138	18.12				18.78		0.0	19.0	
			270	0	18.09				18.59		0.0	19.0	
		QPSK	1	1	18.38				18.92		0.0	19.0	
			1	137	18.42				18.99		0.0	19.0	
			1	271	18.44				18.91		0.0	19.0	
			135	0	18.46				18.96		0.0	19.0	
			135	69	18.40				18.97		0.0	19.0	
			135	138	18.39				18.85		0.0	19.0	
			270	0	18.41				18.91		0.0	19.0	
		16QAM	1	1	18.08				18.46		0.0	19.0	
			1	137	18.19				18.95		0.0	19.0	
			1	271	18.07				18.90		0.0	19.0	
		64QAM	1	1	18.38				18.43		0.0	19.0	
		256QAM	1	1	18.29				18.21		0.0	19.0	
CP-OFDM	QPSK	1	1	18.33				18.52		0.0	19.0		
90 MHz	DFT-s-OFDM	π/2 BPSK	1	1	17.93		17.91		18.34		0.0	19.0	
			1	123	18.05		18.03		18.73		0.0	19.0	
			1	243	17.89		18.35		18.78		0.0	19.0	
			120	0	17.95		17.95		18.49		0.0	19.0	
			120	63	17.99		17.99		18.67		0.0	19.0	
			120	125	17.93		18.09		18.75		0.0	19.0	
			243	0	17.91		17.99		18.64		0.0	19.0	
		QPSK	1	1	17.97		17.92		18.45		0.0	19.0	
			1	123	18.03		18.01		18.99		0.0	19.0	
			1	243	17.92		18.38		18.91		0.0	19.0	
			120	0	18.04		17.97		18.73		0.0	19.0	
			120	63	18.03		18.05		18.86		0.0	19.0	
			120	125	17.96		18.15		18.32		0.0	19.0	
			243	0	17.93		17.98		18.25		0.0	19.0	
		16QAM	1	1	18.20		18.24		18.22		0.0	19.0	
		64QAM	1	1	18.21		18.14		18.12		0.0	19.0	
		256QAM	1	1	18.04		17.95		17.97		0.0	19.0	
		CP-OFDM	QPSK	1	1	17.98		17.88		17.84		0.0	19.0

NR Band n77 (Voice/Data/SRS1)-Upper Band (DSI =0, 1, 4)- Measured Results (Continued)

BW (MHz)	Modulation	Mode	RB Allocation	RB offset	Measured Pwr (dBm)				MPR	Tune-up Limit		
					649334	656000	662666					
					3740.01 MHz	3840 MHz	3939.99 MHz					
80 MHz	DFT-s-OFDM	π/2 BPSK	1	1	17.54		17.89		18.47		0.0	19.0
			1	109	17.71		18.07		18.77		0.0	19.0
			1	215	17.53		18.14		18.59		0.0	19.0
			108	0	17.67		17.95		18.47		0.0	19.0
			108	55	17.65		17.95		18.40		0.0	19.0
			108	109	17.65		17.94		18.44		0.0	19.0
			216	0	17.67		17.89		18.36		0.0	19.0
		QPSK	1	1	17.55		17.92		18.30		0.0	19.0
			1	109	17.67		18.01		18.59		0.0	19.0
			1	215	17.46		18.14		18.47		0.0	19.0
			108	0	17.59		17.86		18.35		0.0	19.0
			108	55	17.46		17.85		18.38		0.0	19.0
			108	109	17.46		17.92		18.45		0.0	19.0
			216	0	17.49		17.91		18.33		0.0	19.0
16QAM	1	1	17.94		17.78		18.10		0.0	19.0		
64QAM	1	1	17.85		18.11		18.46		0.0	19.0		
256QAM	1	1	17.73		17.99		18.33		0.0	19.0		
CP-OFDM	QPSK	1	1	17.67		17.95		18.26		0.0	19.0	
BW (MHz)	Modulation	Mode	RB Allocation	RB offset	Measured Pwr (dBm)				MPR	Tune-up Limit		
					649000	653666		658334			663000	
					3735 MHz	3804.99 MHz		3875.01 MHz			3945 MHz	
70 MHz	DFT-s-OFDM	π/2 BPSK	1	1	17.58	18.01			18.15	18.77	0.0	19.0
			1	95	17.63	18.05			18.37	18.84	0.0	19.0
			1	188	17.45	17.93			18.58	18.89	0.0	19.0
			90	0	17.64	18.02			18.18	18.87	0.0	19.0
			90	50	17.60	18.02			18.42	18.97	0.0	19.0
			90	99	17.62	17.98			18.56	18.92	0.0	19.0
			180	0	17.52	18.02			18.37	18.82	0.0	19.0
		QPSK	1	1	17.58	17.98			18.28	18.84	0.0	19.0
			1	95	17.58	18.05			18.47	18.94	0.0	19.0
			1	188	17.53	17.95			18.67	18.89	0.0	19.0
			90	0	17.64	18.02			18.29	18.89	0.0	19.0
			90	50	17.52	18.03			18.44	18.98	0.0	19.0
			90	99	17.55	18.01			18.56	18.94	0.0	19.0
			180	0	17.57	18.01			18.47	18.83	0.0	19.0
16QAM	1	1	18.29	18.35			18.58	18.97	0.0	19.0		
64QAM	1	1	18.25	18.25			18.51	18.88	0.0	19.0		
256QAM	1	1	18.08	18.10			18.33	18.71	0.0	19.0		
CP-OFDM	QPSK	1	1	18.03	18.02			18.17	18.62	0.0	19.0	

NR Band n77 (Voice/Data/SRS1)-Upper Band (DSI =0, 1, 4)- Measured Results (Continued)

BW (MHz)	Modulation	Mode	RB Allocation	RB offset	Measured Pwr (dBm)					MPR	Tune-up Limit	
					648668	653556			658444			663332
					3730.02 MHz	3803.34 MHz			3876.66 MHz			3949.98 MHz
60 MHz	DFT-s-OFDM	π/2 BPSK	1	1	18.05	18.06			18.15	18.68	0.0	19.0
			1	81	17.92	18.04			18.24	18.81	0.0	19.0
			1	160	17.95	18.08			18.49	18.73	0.0	19.0
			81	0	17.97	18.05			18.12	18.66	0.0	19.0
			81	41	17.92	18.05			18.21	18.76	0.0	19.0
			81	81	17.95	18.06			18.38	18.75	0.0	19.0
			162	0	17.89	18.06			18.28	18.74	0.0	19.0
		QPSK	1	1	17.97	18.09			18.22	18.75	0.0	19.0
			1	81	17.95	18.10			18.31	18.87	0.0	19.0
			1	160	17.94	18.10			18.52	18.79	0.0	19.0
			81	0	18.08	17.99			18.16	18.67	0.0	19.0
			81	41	17.97	18.08			18.21	18.75	0.0	19.0
			81	81	17.96	18.06			18.39	18.82	0.0	19.0
			162	0	17.97	18.12			18.17	18.79	0.0	19.0
		16QAM	1	1	18.24	18.29			18.41	18.93	0.0	19.0
		64QAM	1	1	18.20	18.23			18.32	18.87	0.0	19.0
		256QAM	1	1	18.02	18.10			18.23	18.68	0.0	19.0
CP-OFDM	QPSK	1	1	17.98	17.98			18.03	18.59	0.0	19.0	
50 MHz	DFT-s-OFDM	π/2 BPSK	1	1	18.01	18.35	18.05		18.17	18.83	0.0	19.0
			1	67	18.12	18.29	18.17		18.39	18.79	0.0	19.0
			1	131	17.98	18.24	18.24		18.69	18.82	0.0	19.0
			64	0	18.08	18.29	18.16		18.33	18.75	0.0	19.0
			64	35	18.11	18.23	18.17		18.39	18.74	0.0	19.0
			64	69	18.01	18.18	18.09		18.47	18.79	0.0	19.0
			128	0	18.17	18.18	18.05		18.36	18.75	0.0	19.0
		QPSK	1	1	18.25	18.28	18.12		18.32	18.88	0.0	19.0
			1	67	18.21	18.21	18.12		18.45	18.79	0.0	19.0
			1	131	18.09	18.23	18.25		18.71	18.82	0.0	19.0
			64	0	18.13	18.22	18.15		18.36	18.81	0.0	19.0
			64	35	18.14	18.18	18.17		18.39	18.79	0.0	19.0
			64	69	18.12	18.06	18.13		18.51	18.77	0.0	19.0
			128	0	18.19	18.18	18.13		18.37	18.78	0.0	19.0
		16QAM	1	1	18.23	18.17	18.11		18.24	18.81	0.0	19.0
		64QAM	1	1	18.37	18.39	18.29		18.42	18.95	0.0	19.0
		256QAM	1	1	18.48	18.45	18.38		18.48	18.93	0.0	19.0
CP-OFDM	QPSK	1	1	18.23	18.11	18.03		18.14	18.73	0.0	19.0	

NR Band n77 (Voice/Data/SRS1)-Upper Band (DSI =0, 1, 4)- Measured Results (Continued)

BW (MHz)	Modulation	Mode	RB Allocation	RB offset	Measured Pwr (dBm)						MPR	Tune-up Limit
					648000	651200	654400	657600	660800	664000		
					3720 MHz	3768 MHz	3816 MHz	3864 MHz	3912 MHz	3960 MHz		
40 MHz	DFT-s-OFDM	π/2 BPSK	1	1	18.41	18.45	18.82	18.67	18.89	18.62	0.0	19.0
			1	53	18.19	18.28	18.67	18.67	18.76	18.64	0.0	19.0
			1	104	18.30	18.49	18.83	18.73	18.89	18.75	0.0	19.0
			50	0	18.25	18.43	18.68	18.67	18.77	18.56	0.0	19.0
			50	28	18.19	18.45	18.55	18.61	18.76	18.62	0.0	19.0
			50	56	18.31	18.45	18.61	18.64	18.77	18.63	0.0	19.0
			100	0	18.27	18.48	18.53	18.64	18.76	18.65	0.0	19.0
		QPSK	1	1	18.53	18.57	18.66	18.72	18.93	18.75	0.0	19.0
			1	53	18.25	18.51	18.55	18.72	18.82	18.71	0.0	19.0
			1	104	18.36	18.64	18.72	18.77	18.91	18.86	0.0	19.0
			50	0	18.29	18.59	18.52	18.66	18.81	18.55	0.0	19.0
			50	28	18.22	18.49	18.43	18.65	18.74	18.63	0.0	19.0
			50	56	18.28	18.49	18.54	18.64	18.75	18.57	0.0	19.0
			100	0	18.24	18.53	18.45	18.63	18.75	18.62	0.0	19.0
		16QAM	1	1	18.45	18.57	18.61	18.65	18.89	18.65	0.0	19.0
		64QAM	1	1	18.68	18.79	18.83	18.87	18.83	18.87	0.0	19.0
256QAM	1	1	18.73	18.91	18.89	18.94	18.98	18.91	0.0	19.0		
CP-OFDM	QPSK	1	1	18.46	18.67	18.63	18.66	18.87	18.59	0.0	19.0	
BW (MHz)	Modulation	Mode	RB Allocation	RB offset	Measured Pwr (dBm)						MPR	Tune-up Limit
					647668	651000	654334	657666	661000	664332		
					3715.02 MHz	3765 MHz	3815.01 MHz	3864.99 MHz	3915 MHz	3964.98 MHz		
30 MHz	DFT-s-OFDM	π/2 BPSK	1	1	18.47	18.25	18.41	18.63	18.75	18.58	0.0	19.0
			1	39	18.37	18.31	18.35	18.61	18.75	18.62	0.0	19.0
			1	76	18.37	18.35	18.51	18.71	18.91	18.71	0.0	19.0
			36	0	18.39	18.35	18.42	18.62	18.78	18.61	0.0	19.0
			36	21	18.34	18.32	18.37	18.62	18.72	18.55	0.0	19.0
			36	42	18.41	18.29	18.51	18.61	18.77	18.59	0.0	19.0
			75	0	18.39	18.34	18.38	18.63	18.88	18.58	0.0	19.0
		QPSK	1	1	18.51	18.35	18.49	18.71	18.79	18.65	0.0	19.0
			1	39	18.38	18.41	18.45	18.68	18.89	18.71	0.0	19.0
			1	76	18.38	18.36	18.54	18.68	18.92	18.79	0.0	19.0
			36	0	18.39	18.42	18.43	18.67	18.75	18.58	0.0	19.0
			36	21	18.35	18.33	18.40	18.59	18.73	18.55	0.0	19.0
			36	42	18.39	18.29	18.48	18.61	18.77	18.59	0.0	19.0
			75	0	18.35	18.32	18.41	18.64	18.77	18.65	0.0	19.0
		16QAM	1	1	18.41	18.27	18.39	18.63	18.81	18.67	0.0	19.0
		64QAM	1	1	18.59	18.49	18.62	18.84	18.81	18.83	0.0	19.0
256QAM	1	1	18.73	18.56	18.71	18.92	18.94	18.91	0.0	19.0		
CP-OFDM	QPSK	1	1	18.34	18.23	18.33	18.57	18.71	18.58	0.0	19.0	

NR Band n77 (Voice/Data/SRS1)-Upper Band (DSI =0, 1, 4)- Measured Results (Continued)

BW (MHz)	Modulation	Mode	RB Allocation	RB offset	Measured Pwr (dBm)						MPR	Tune-up Limit
					647334	650800	654266	657734	661200	664666		
					3710.01 MHz	3762 MHz	3813.99 MHz	3866.01 MHz	3918 MHz	3969.99 MHz		
20 MHz	DFT-s-OFDM	π/2 BPSK	1	1	18.74	18.66	18.65	18.57	18.74	18.64	0.0	19.0
			1	26	18.67	18.56	18.63	18.52	18.67	18.58	0.0	19.0
			1	49	18.67	18.65	18.78	18.62	18.85	18.73	0.0	19.0
			25	0	18.63	18.61	18.65	18.59	18.67	18.57	0.0	19.0
			25	13	18.61	18.57	18.67	18.57	18.68	18.57	0.0	19.0
			25	26	18.63	18.64	18.78	18.57	18.79	18.67	0.0	19.0
			50	0	18.64	18.67	18.66	18.59	18.71	18.65	0.0	19.0
		QPSK	1	1	18.46	18.68	18.73	18.61	18.75	18.77	0.0	19.0
			1	26	18.38	18.65	18.71	18.57	18.73	18.62	0.0	19.0
			1	49	18.48	18.67	18.84	18.67	18.84	18.81	0.0	19.0
			25	0	18.48	18.65	18.68	18.61	18.73	18.64	0.0	19.0
			25	13	18.39	18.64	18.62	18.53	18.71	18.59	0.0	19.0
			25	26	18.48	18.61	18.76	18.61	18.88	18.72	0.0	19.0
50	0	18.47	18.63	18.68	18.62	18.76	18.62	0.0	19.0			
16QAM	1	1	18.68	18.68	18.72	18.56	18.72	18.67	0.0	19.0		
64QAM	1	1	18.88	18.82	18.89	18.76	18.94	18.85	0.0	19.0		
256QAM	1	1	18.97	18.95	18.97	18.86	18.90	18.97	0.0	19.0		
CP-OFDM	QPSK	1	1	18.71	18.67	18.72	18.53	18.72	18.69	0.0	19.0	
BW (MHz)	Modulation	Mode	RB Allocation	RB offset	Measured Pwr (dBm)						MPR	Tune-up Limit
					647168	650700	654234	657766	661300	664832		
					3707.52 MHz	3760.5 MHz	3813.51 MHz	3866.49 MHz	3919.5 MHz	3972.48 MHz		
15 MHz	DFT-s-OFDM	π/2 BPSK	1	1	18.62	18.63	18.74	18.81	18.76	18.63	0.0	19.0
			1	19	18.65	18.54	18.66	18.82	18.71	18.59	0.0	19.0
			1	36	18.68	18.63	18.93	18.92	18.89	18.71	0.0	19.0
			18	0	18.61	18.59	18.72	18.85	18.68	18.60	0.0	19.0
			18	10	18.59	18.57	18.69	18.79	18.69	18.59	0.0	19.0
			18	20	18.68	18.64	18.78	18.88	18.82	18.63	0.0	19.0
			36	0	18.65	18.62	18.71	18.83	18.72	18.57	0.0	19.0
		QPSK	1	1	18.77	18.79	18.81	18.94	18.82	18.69	0.0	19.0
			1	19	18.67	18.62	18.71	18.87	18.72	18.63	0.0	19.0
			1	36	18.72	18.71	18.89	18.93	18.89	18.73	0.0	19.0
			18	0	18.62	18.67	18.68	18.83	18.68	18.57	0.0	19.0
			18	10	18.61	18.58	18.69	18.80	18.63	18.55	0.0	19.0
			18	20	18.64	18.66	18.85	18.85	18.79	18.62	0.0	19.0
36	0	18.68	18.65	18.75	18.79	18.65	18.58	0.0	19.0			
16QAM	1	1	18.72	18.71	18.72	18.87	18.72	18.63	0.0	19.0		
64QAM	1	1	18.91	18.90	18.97	18.84	18.87	18.75	0.0	19.0		
256QAM	1	1	18.98	18.93	18.90	18.98	18.96	18.83	0.0	19.0		
CP-OFDM	QPSK	1	1	18.65	18.62	18.74	18.61	18.63	18.49	0.0	19.0	
BW (MHz)	Modulation	Mode	RB Allocation	RB offset	Measured Pwr (dBm)						MPR	Tune-up Limit
					647000	650600	654200	657800	661400	665000		
					3705 MHz	3759 MHz	3813 MHz	3867 MHz	3921 MHz	3975 MHz		
10 MHz	DFT-s-OFDM	π/2 BPSK	1	1	18.19	18.05	18.23	18.38	18.92	18.62	0.0	19.0
			1	12	18.32	18.18	18.34	18.47	18.95	18.58	0.0	19.0
			1	22	18.26	18.11	18.27	18.36	18.91	18.59	0.0	19.0
			12	0	18.24	18.13	18.29	18.39	18.81	18.64	0.0	19.0
			12	6	18.29	18.13	18.31	18.44	18.79	18.56	0.0	19.0
			12	12	18.23	18.12	18.31	18.42	18.75	18.61	0.0	19.0
			24	0	18.28	18.13	18.27	18.39	18.79	18.00	0.0	19.0
		QPSK	1	1	18.31	18.14	18.33	18.45	18.83	18.67	0.0	19.0
			1	12	18.32	18.21	18.37	18.51	18.87	18.62	0.0	19.0
			1	22	18.32	18.11	18.36	18.41	18.79	18.63	0.0	19.0
			12	0	18.28	18.13	18.27	18.36	18.73	18.61	0.0	19.0
			12	6	18.26	18.12	18.31	18.38	18.72	18.62	0.0	19.0
			12	12	18.30	18.06	18.29	18.39	18.72	18.61	0.0	19.0
24	0	18.28	18.11	18.31	18.41	18.68	18.59	0.0	19.0			
16QAM	1	1	18.22	18.05	18.23	18.41	18.64	18.86	0.0	19.0		
64QAM	1	1	18.41	18.27	18.41	18.57	18.97	18.81	0.0	19.0		
256QAM	1	1	18.52	18.36	18.53	18.67	18.89	18.57	0.0	19.0		
CP-OFDM	QPSK	1	1	18.11	18.01	18.17	18.27	18.82	18.48	0.0	19.0	

NR Band n77 (Voice/Data/SRS1)-Upper Band (DSI =2, 3)- Measured Results

BW (MHz)	Modulation	Mode	RB Allocation	RB offset	Maximum Allowed Average Power (dBm)															
					DSI = 3						DSI = 2									
					Measured Pwr (dBm)						MPR	Tune-up Limit	Measured Pwr (dBm)						MPR	Tune-up Limit
					650000	656000	662000	668000	674000	680000			650000	656000	662000	668000	674000	680000		
3750 MHz	3840 MHz	3930 MHz				3750 MHz	3840 MHz	3930 MHz												
100 MHz	DFT-s-OFDM	π/2 BPSK	1	1	13.99			14.26		0.0	15.0	12.41			13.11		0.0	14.0		
			1	137	13.95			14.36		0.0	15.0	12.82			13.11		0.0	14.0		
			1	271	13.88			14.42		0.0	15.0	12.93			13.44		0.0	14.0		
			135	0	13.89			14.32		0.0	15.0	12.66			13.21		0.0	14.0		
			135	69	13.90			14.31		0.0	15.0	12.87			13.25		0.0	14.0		
			135	138	13.82			14.33		0.0	15.0	12.90			13.30		0.0	14.0		
			270	0	13.72			14.27		0.0	15.0	12.77			13.25		0.0	14.0		
		QPSK	1	1	14.02			14.66		0.0	15.0	12.45			13.11		0.0	14.0		
			1	137	14.06			14.68		0.0	15.0	13.00			13.35		0.0	14.0		
			1	271	14.05			14.67		0.0	15.0	12.82			13.33		0.0	14.0		
			135	0	13.95			14.59		0.0	15.0	12.66			13.21		0.0	14.0		
			135	69	13.94			14.60		0.0	15.0	12.92			13.34		0.0	14.0		
			135	138	13.95			14.55		0.0	15.0	12.85			13.33		0.0	14.0		
			270	0	14.29			14.28		0.0	15.0	12.97			12.88		0.0	14.0		
		16QAM	1	1	13.94			14.41		0.0	15.0	12.56			13.24		0.0	14.0		
			1	137	14.14			14.52		0.0	15.0	12.98			13.34		0.0	14.0		
			1	271	14.09			14.63		0.0	15.0	13.06			13.68		0.0	14.0		
		64QAM	1	1	14.11			14.62		0.0	15.0	12.67			13.16		0.0	14.0		
256QAM	1	1	14.02			14.32		0.0	15.0	12.47			13.17		0.0	14.0				
CP-OFDM	QPSK	1	1	14.35			14.21		0.0	15.0	12.54			13.16		0.0	14.0			
90 MHz	DFT-s-OFDM	π/2 BPSK	1	1	13.95		13.89		13.89		0.0	15.0	12.43		13.04		13.18		0.0	14.0
			1	123	13.92		13.92		13.87		0.0	15.0	12.82		13.19		13.07		0.0	14.0
			1	243	13.81		13.98		13.81		0.0	15.0	12.96		13.25		13.50		0.0	14.0
			120	0	13.74		13.87		13.88		0.0	15.0	12.72		13.22		13.20		0.0	14.0
			120	63	13.91		13.88		13.94		0.0	15.0	12.90		13.27		13.23		0.0	14.0
			120	125	13.82		13.92		13.99		0.0	15.0	12.89		13.28		13.31		0.0	14.0
			243	0	13.72		13.91		14.02		0.0	15.0	12.72		13.15		13.28		0.0	14.0
		QPSK	1	1	13.89		14.01		14.02		0.0	15.0	12.49		13.03		13.11		0.0	14.0
			1	123	13.98		13.98		14.03		0.0	15.0	12.75		13.19		13.07		0.0	14.0
			1	243	13.87		13.91		14.11		0.0	15.0	12.92		13.33		13.53		0.0	14.0
			120	0	13.83		13.99		13.99		0.0	15.0	12.70		13.22		13.21		0.0	14.0
			120	63	13.91		13.87		13.98		0.0	15.0	12.90		13.24		13.23		0.0	14.0
			120	125	13.83		13.88		14.02		0.0	15.0	12.90		13.27		13.32		0.0	14.0
			243	0	13.78		13.86		13.96		0.0	15.0	12.72		13.15		13.28		0.0	14.0
		16QAM	1	1	14.19		14.19		14.18		0.0	15.0	12.57		13.16		13.34		0.0	14.0
		64QAM	1	1	14.18		14.15		14.21		0.0	15.0	12.91		13.09		13.24		0.0	14.0
		256QAM	1	1	14.15		14.22		14.11		0.0	15.0	12.38		13.09		13.23		0.0	14.0
		CP-OFDM	QPSK	1	1	13.96		13.99		13.89		0.0	15.0	12.59		13.10		13.24		0.0

NR Band n77 (Voice/Data/SRS1)-Upper Band (DSI =2, 3)- Measured Results (Continued)

BW (MHz)	Modulation	Mode	RB Allocation	RB offset	Measured Pwr (dBm)					MPR	Tune-up Limit	Measured Pwr (dBm)					MPR	Tune-up Limit		
					649334	656000	662666					649334	656000	662666						
					3740.01 MHz	3840 MHz	3939.99 MHz					3740.01 MHz	3840 MHz	3939.99 MHz						
80 MHz	DFT-s-OFDM	π/2 BPSK	1	1	13.96		13.31		13.97		0.0	15.0	12.46		13.05		13.15		0.0	14.0
			1	109	13.90		13.47		13.89		0.0	15.0	12.78		13.14		13.20		0.0	14.0
			1	215	13.82		13.39		13.88		0.0	15.0	12.85		13.09		13.39		0.0	14.0
			108	0	13.77		13.49		13.79		0.0	15.0	12.66		13.20		13.26		0.0	14.0
			108	55	13.96		13.51		13.92		0.0	15.0	12.85		13.25		13.33		0.0	14.0
			108	109	13.87		13.43		14.01		0.0	15.0	12.84		13.14		13.33		0.0	14.0
			216	0	13.82		13.48		13.78		0.0	15.0	12.72		13.20		13.26		0.0	14.0
			216	0	13.82		13.48		13.78		0.0	15.0	12.72		13.20		13.26		0.0	14.0
		QPSK	1	1	14.09		13.28		14.02		0.0	15.0	12.48		13.04		13.23		0.0	14.0
			1	109	14.05		13.33		14.14		0.0	15.0	12.81		13.20		13.21		0.0	14.0
			1	215	13.86		13.37		13.87		0.0	15.0	12.81		13.16		13.38		0.0	14.0
			108	0	13.86		13.44		13.86		0.0	15.0	12.66		13.19		13.29		0.0	14.0
			108	55	13.94		13.51		13.91		0.0	15.0	12.86		13.18		13.33		0.0	14.0
			108	109	13.87		13.49		14.01		0.0	15.0	12.84		13.15		13.37		0.0	14.0
			216	0	13.81		13.45		13.78		0.0	15.0	12.71		13.21		13.29		0.0	14.0
			216	0	13.81		13.45		13.78		0.0	15.0	12.71		13.21		13.29		0.0	14.0
16QAM	1	1	14.29		13.53		14.15		0.0	15.0	12.65		13.25		13.30		0.0	14.0		
64QAM	1	1	14.18		13.45		14.25		0.0	15.0	12.87		13.11		13.29		0.0	14.0		
256QAM	1	1	14.03		13.38		14.10		0.0	15.0	12.53		13.10		13.30		0.0	14.0		
CP-OFDM	QPSK	1	1	14.03		13.47		14.01		0.0	15.0	12.55		13.12		13.29		0.0	14.0	
70 MHz	DFT-s-OFDM	π/2 BPSK	1	1	14.06	14.01		14.13	14.31	0.0	15.0	12.49	13.02		13.33	13.42	0.0	14.0		
			1	95	14.04	14.12		14.28	14.35	0.0	15.0	12.72	13.01		13.41	13.48	0.0	14.0		
			1	188	13.73	14.02		14.28	14.26	0.0	15.0	12.82	13.02		13.24	13.62	0.0	14.0		
			90	0	14.03	14.06		14.11	14.27	0.0	15.0	12.74	13.01		13.49	13.50	0.0	14.0		
			90	50	13.92	14.08		14.24	14.33	0.0	15.0	12.79	12.98		13.46	13.53	0.0	14.0		
			90	99	13.89	13.97		14.22	14.23	0.0	15.0	12.95	12.95		13.38	13.56	0.0	14.0		
			180	0	13.85	14.04		14.12	14.35	0.0	15.0	12.81	12.94		13.42	13.52	0.0	14.0		
			180	0	13.85	14.04		14.12	14.35	0.0	15.0	12.81	12.94		13.42	13.52	0.0	14.0		
		QPSK	1	1	14.09	14.13		14.18	14.42	0.0	15.0	12.47	13.07		13.41	13.36	0.0	14.0		
			1	95	13.95	14.24		14.33	14.38	0.0	15.0	12.69	12.95		13.38	13.45	0.0	14.0		
			1	188	13.79	13.99		14.25	14.29	0.0	15.0	12.81	12.96		13.24	13.55	0.0	14.0		
			90	0	14.02	14.15		14.26	14.31	0.0	15.0	12.69	13.08		13.46	13.45	0.0	14.0		
			90	50	13.98	14.06		14.14	14.32	0.0	15.0	12.79	13.09		13.48	13.62	0.0	14.0		
			90	99	13.92	14.08		14.22	14.33	0.0	15.0	12.94	12.94		13.44	13.62	0.0	14.0		
			180	0	13.89	14.09		14.17	14.35	0.0	15.0	12.77	13.06		13.43	13.48	0.0	14.0		
			180	0	13.89	14.09		14.17	14.35	0.0	15.0	12.77	13.06		13.43	13.48	0.0	14.0		
16QAM	1	1	14.30	14.24		14.38	14.70	0.0	15.0	12.72	12.94		13.56	13.57	0.0	14.0				
64QAM	1	1	14.27	14.34		14.37	14.57	0.0	15.0	12.61	12.97		13.51	13.67	0.0	14.0				
256QAM	1	1	14.05	14.22		14.16	14.39	0.0	15.0	12.32	13.01		13.42	13.33	0.0	14.0				
CP-OFDM	QPSK	1	1	13.99	14.07		14.07	14.37	0.0	15.0	12.63	13.27		13.53	13.41	0.0	14.0			

NR Band n77 (Voice/Data/SRS1)-Upper Band (DSI =2, 3)- Measured Results (Continued)

BW (MHz)	Modulation	Mode	RB Allocation	RB offset	Measured Pwr (dBm)						MPR	Tune-up Limit	Measured Pwr (dBm)						MPR	Tune-up Limit
					648668	653556			658444	663332			648668	653556			658444	663332		
					3730.02 MHz	3803.34 MHz			3876.66 MHz	3949.98 MHz			3730.02 MHz	3803.34 MHz			3876.66 MHz	3949.98 MHz		
60 MHz	DFT-s-OFDM	π/2 BPSK	1	1	14.15	14.03			14.75	14.42	0.0	15.0	12.51	13.03			13.30	13.14	0.0	14.0
			1	81	13.99	14.12			14.66	14.47	0.0	15.0	12.60	13.13			13.23	13.28	0.0	14.0
			1	160	13.97	14.25			14.52	14.44	0.0	15.0	12.77	13.23			13.15	13.43	0.0	14.0
			81	0	14.17	14.06			14.47	14.69	0.0	15.0	12.74	13.16			13.36	13.27	0.0	14.0
			81	41	14.03	14.03			14.46	14.60	0.0	15.0	12.72	13.24			13.25	13.34	0.0	14.0
			81	81	13.95	14.06			14.51	14.61	0.0	15.0	12.86	13.32			13.29	13.47	0.0	14.0
			162	0	14.02	14.00			14.45	14.42	0.0	15.0	12.76	13.23			13.23	13.39	0.0	14.0
		QPSK	1	1	14.14	14.13			14.61	14.58	0.0	15.0	12.50	13.04			13.26	13.19	0.0	14.0
			1	81	14.04	14.21			14.60	14.67	0.0	15.0	12.62	13.10			13.22	13.26	0.0	14.0
			1	160	13.94	14.28			14.56	14.54	0.0	15.0	12.78	13.21			13.13	13.45	0.0	14.0
			81	0	14.15	13.92			14.43	14.45	0.0	15.0	12.73	13.16			13.36	13.26	0.0	14.0
			81	41	14.05	14.06			14.41	14.44	0.0	15.0	12.76	13.23			13.28	13.36	0.0	14.0
			81	81	13.99	14.04			14.45	14.52	0.0	15.0	12.84	13.31			13.28	13.47	0.0	14.0
			162	0	14.07	14.05			14.41	14.44	0.0	15.0	12.76	13.22			13.26	13.39	0.0	14.0
16QAM	1	1	14.48	13.89			14.37	14.48	0.0	15.0	12.72	13.29			13.44	13.36	0.0	14.0		
64QAM	1	1	14.37	13.89			14.67	14.72	0.0	15.0	12.83	13.09			13.34	13.22	0.0	14.0		
256QAM	1	1	14.23	14.08			14.56	14.67	0.0	15.0	12.37	13.08			13.29	13.18	0.0	14.0		
CP-OFDM	QPSK	1	1	14.13	13.98			14.47	14.53	0.0	15.0	12.58	13.12			13.29	13.20	0.0	14.0	
50 MHz	DFT-s-OFDM	π/2 BPSK	1	1	14.28	14.14	14.28		14.32	14.43	0.0	15.0	12.57	13.04	13.20		13.26	13.40	0.0	14.0
			1	67	14.20	14.21	14.19		14.33	14.38	0.0	15.0	12.71	13.07	13.29		13.15	13.35	0.0	14.0
			1	131	13.99	14.19	14.14		14.41	14.53	0.0	15.0	12.78	13.17	13.31		13.25	13.51	0.0	14.0
			64	0	14.12	14.02	14.05		14.32	14.39	0.0	15.0	12.63	13.15	13.33		13.33	13.40	0.0	14.0
			64	35	14.09	14.20	14.18		14.17	14.39	0.0	15.0	12.80	13.18	13.35		13.26	13.44	0.0	14.0
			64	69	13.99	14.03	14.03		14.45	14.40	0.0	15.0	12.81	13.15	13.32		13.18	13.48	0.0	14.0
			128	0	14.06	14.08	14.16		14.24	14.41	0.0	15.0	12.76	13.18	13.34		13.24	13.43	0.0	14.0
		QPSK	1	1	14.31	14.17	14.23		14.51	14.61	0.0	15.0	12.51	13.12	13.28		13.34	13.37	0.0	14.0
			1	67	14.31	14.18	14.19		14.22	14.49	0.0	15.0	12.69	13.08	13.32		13.16	13.36	0.0	14.0
			1	131	13.97	14.18	14.22		14.32	14.58	0.0	15.0	12.80	13.21	13.30		13.25	13.60	0.0	14.0
			64	0	14.31	14.04	14.35		14.42	14.48	0.0	15.0	12.64	13.15	13.35		13.33	13.40	0.0	14.0
			64	35	14.25	14.22	14.14		14.27	14.42	0.0	15.0	12.85	13.18	13.41		13.28	13.45	0.0	14.0
			64	69	14.10	14.03	14.09		14.33	14.44	0.0	15.0	12.82	13.15	13.35		13.19	13.49	0.0	14.0
			128	0	14.25	14.08	14.25		14.36	14.43	0.0	15.0	12.76	13.11	13.34		13.24	13.44	0.0	14.0
16QAM	1	1	14.29	14.39	14.44		14.54	14.74	0.0	15.0	12.77	13.21	13.40		13.55	13.59	0.0	14.0		
64QAM	1	1	14.54	14.25	14.28		14.57	14.71	0.0	15.0	12.79	13.11	13.28		13.33	13.42	0.0	14.0		
256QAM	1	1	14.43	14.11	14.34		14.51	14.48	0.0	15.0	12.65	13.13	13.28		13.36	13.43	0.0	14.0		
CP-OFDM	QPSK	1	1	14.33	14.09	14.21		14.32	14.43	0.0	15.0	12.70	13.10	13.29		13.30	13.42	0.0	14.0	

NR Band n77 (Voice/Data/SRS1)-Upper Band (DSI =2, 3)- Measured Results (Continued)

BW (MHz)	Modulation	Mode	RB Allocation	RB offset	Measured Pwr (dBm)						MPR	Tune-up Limit	Measured Pwr (dBm)						MPR	Tune-up Limit
					648000	651200	654400	657600	660800	664000			648000	651200	654400	657600	660800	664000		
					3720 MHz	3768 MHz	3816 MHz	3864 MHz	3912 MHz	3960 MHz			3720 MHz	3768 MHz	3816 MHz	3864 MHz	3912 MHz	3960 MHz		
40 MHz	DFT-s-OFDM	π/2 BPSK	1	1	14.56	14.52	14.48	14.68	14.72	14.79	0.0	15.0	12.94	13.36	13.49	13.69	13.61	13.61	0.0	14.0
			1	53	14.36	14.43	14.34	14.61	14.71	14.64	0.0	15.0	12.86	13.19	13.39	13.43	13.40	13.60	0.0	14.0
			1	104	14.38	14.48	14.51	14.64	14.76	14.77	0.0	15.0	13.08	13.32	13.53	13.51	13.49	13.82	0.0	14.0
			50	0	14.41	14.39	14.39	14.63	14.69	14.65	0.0	15.0	12.94	13.35	13.48	13.64	13.54	13.68	0.0	14.0
			50	28	14.36	14.28	14.34	14.64	14.66	14.62	0.0	15.0	12.97	13.30	13.49	13.59	13.54	13.66	0.0	14.0
			50	56	14.35	14.54	14.47	14.62	14.65	14.71	0.0	15.0	13.13	13.32	13.57	13.61	13.52	13.77	0.0	14.0
			100	0	14.33	14.36	14.38	14.65	14.56	14.64	0.0	15.0	12.96	13.37	13.54	13.56	13.54	13.71	0.0	14.0
		QPSK	1	1	14.63	14.62	14.59	14.69	14.82	14.81	0.0	15.0	12.95	13.39	13.57	13.67	13.61	13.67	0.0	14.0
			1	53	14.36	14.35	14.42	14.66	14.72	14.68	0.0	15.0	12.88	13.17	13.52	13.48	13.42	13.62	0.0	14.0
			1	104	14.41	14.56	14.54	14.69	14.76	14.82	0.0	15.0	13.08	13.36	13.54	13.51	13.47	13.85	0.0	14.0
			50	0	14.41	14.35	14.42	14.65	14.78	14.69	0.0	15.0	12.95	13.35	13.49	13.64	13.55	13.69	0.0	14.0
			50	28	14.36	14.42	14.37	14.58	14.65	14.58	0.0	15.0	12.97	13.28	13.50	13.59	13.52	13.66	0.0	14.0
			50	56	14.34	14.44	14.47	14.62	14.66	14.67	0.0	15.0	13.13	13.33	13.58	13.62	13.44	13.77	0.0	14.0
			100	0	14.32	14.45	14.44	14.65	14.71	14.67	0.0	15.0	12.94	13.29	13.55	13.56	13.53	13.74	0.0	14.0
16QAM	1	1	14.79	14.76	14.77	14.89	14.94	14.98	0.0	15.0	13.12	13.56	13.66	13.87	13.80	13.82	0.0	14.0		
64QAM	1	1	14.75	14.77	14.71	14.83	14.93	14.92	0.0	15.0	13.29	13.42	13.56	13.76	13.66	13.64	0.0	14.0		
256QAM	1	1	14.59	14.56	14.52	14.68	14.78	14.75	0.0	15.0	13.07	13.42	13.56	13.76	13.66	13.71	0.0	14.0		
CP-OFDM	QPSK	1	1	14.58	14.48	14.47	14.55	14.67	14.68	0.0	15.0	13.08	13.43	13.55	13.76	13.66	13.71	0.0	14.0	
BW (MHz)	Modulation	Mode	RB Allocation	RB offset	Measured Pwr (dBm)						MPR	Tune-up Limit	Measured Pwr (dBm)						MPR	Tune-up Limit
					647668	651000	654334	657666	661000	664332			647668	651000	654334	657666	661000	664332		
					3715.02 MHz	3765 MHz	3815.01 MHz	3864.99 MHz	3915 MHz	3964.98 MHz			3715.02 MHz	3765 MHz	3815.01 MHz	3864.99 MHz	3915 MHz	3964.98 MHz		
30 MHz	DFT-s-OFDM	π/2 BPSK	1	1	14.39	14.45	14.44	14.73	14.93	14.69	0.0	15.0	12.82	13.27	13.41	13.54	13.46	13.64	0.0	14.0
			1	39	14.34	14.33	14.42	14.69	14.85	14.72	0.0	15.0	12.74	13.20	13.49	13.44	13.41	13.63	0.0	14.0
			1	76	14.32	14.46	14.45	14.77	14.96	14.71	0.0	15.0	12.94	13.26	13.52	13.53	13.49	13.73	0.0	14.0
			36	0	14.32	14.47	14.46	14.67	14.91	14.61	0.0	15.0	12.88	13.37	13.47	13.62	13.48	13.64	0.0	14.0
			36	21	14.33	14.46	14.43	14.74	14.84	14.68	0.0	15.0	12.84	13.27	13.46	13.54	13.48	13.69	0.0	14.0
			36	42	14.34	14.41	14.47	14.76	14.88	14.69	0.0	15.0	12.97	13.29	13.58	13.64	13.46	13.80	0.0	14.0
			75	0	14.34	14.41	14.42	14.78	14.87	14.71	0.0	15.0	12.92	13.32	13.50	13.55	13.49	13.72	0.0	14.0
		QPSK	1	1	14.48	14.42	14.44	14.77	14.96	14.78	0.0	15.0	12.88	13.27	13.46	13.62	13.44	13.68	0.0	14.0
			1	39	14.37	14.48	14.45	14.73	14.92	14.77	0.0	15.0	12.79	13.18	13.48	13.54	13.37	13.65	0.0	14.0
			1	76	14.36	14.44	14.45	14.68	14.97	14.75	0.0	15.0	13.01	13.30	13.51	13.52	13.49	13.76	0.0	14.0
			36	0	14.36	14.46	14.41	14.67	14.89	14.64	0.0	15.0	12.88	13.38	13.49	13.62	13.47	13.64	0.0	14.0
			36	21	14.31	14.52	14.40	14.69	14.83	14.68	0.0	15.0	12.89	13.27	13.53	13.54	13.52	13.70	0.0	14.0
			36	42	14.32	14.43	14.44	14.59	14.87	14.70	0.0	15.0	12.96	13.29	13.55	13.63	13.46	13.81	0.0	14.0
			75	0	14.31	14.47	14.48	14.63	14.86	14.70	0.0	15.0	12.91	13.31	13.48	13.55	13.55	13.72	0.0	14.0
16QAM	1	1	14.61	14.41	14.56	14.88	14.97	14.94	0.0	15.0	12.98	13.57	13.59	13.86	13.64	13.89	0.0	14.0		
64QAM	1	1	14.62	14.53	14.68	14.81	14.95	14.91	0.0	15.0	12.92	13.20	13.35	13.58	13.51	13.62	0.0	14.0		
256QAM	1	1	14.39	14.51	14.61	14.66	14.88	14.74	0.0	15.0	12.79	13.25	13.34	13.58	13.51	13.62	0.0	14.0		
CP-OFDM	QPSK	1	1	14.47	14.36	14.43	14.62	14.75	14.65	0.0	15.0	12.78	13.23	13.35	13.58	13.51	13.62	0.0	14.0	

NR Band n77 (Voice/Data/SRS1)-Upper Band (DSI =2, 3)- Measured Results (Continued)

BW (MHz)	Modulation	Mode	RB Allocation	RB offset	Measured Pwr (dBm)						MPR	Tune-up Limit	Measured Pwr (dBm)						MPR	Tune-up Limit
					647334	650800	654266	657734	661200	664666			647334	650800	654266	657734	661200	664666		
					3710.01 MHz	3762 MHz	3813.99 MHz	3866.01 MHz	3918 MHz	3969.99 MHz			3710.01 MHz	3762 MHz	3813.99 MHz	3866.01 MHz	3918 MHz	3969.99 MHz		
20 MHz	DFT-s-OFDM	π/2 BPSK	1	1	14.32	14.42	14.44	14.58	14.65	14.59	0.0	15.0	12.70	13.15	13.29	13.38	13.40	13.63	0.0	14.0
			1	26	14.38	14.46	14.47	14.62	14.59	14.63	0.0	15.0	12.69	13.05	13.27	13.36	13.27	13.62	0.0	14.0
			1	49	14.41	14.44	14.45	14.66	14.72	14.66	0.0	15.0	12.74	13.09	13.38	13.41	13.35	13.76	0.0	14.0
			25	0	14.33	14.51	14.42	14.54	14.61	14.62	0.0	15.0	12.75	13.19	13.37	13.45	13.43	13.67	0.0	14.0
			25	13	14.34	14.42	14.43	14.56	14.57	14.56	0.0	15.0	12.75	13.22	13.36	13.45	13.38	13.69	0.0	14.0
			25	26	14.33	14.41	14.46	14.59	14.73	14.57	0.0	15.0	12.82	13.17	13.43	13.52	13.35	13.76	0.0	14.0
		50	0	14.33	14.46	14.45	14.61	14.66	14.58	0.0	15.0	12.76	13.20	13.39	13.48	13.38	13.75	0.0	14.0	
		QPSK	1	1	14.32	14.47	14.45	14.62	14.68	14.62	0.0	15.0	12.68	13.16	13.28	13.41	13.37	13.61	0.0	14.0
			1	26	14.42	14.48	14.36	14.66	14.67	14.66	0.0	15.0	12.64	13.06	13.28	13.30	13.30	13.66	0.0	14.0
			1	49	14.41	14.38	14.52	14.68	14.81	14.68	0.0	15.0	12.74	13.16	13.40	13.37	13.42	13.76	0.0	14.0
			25	0	14.37	14.38	14.35	14.61	14.64	14.65	0.0	15.0	12.73	13.21	13.36	13.46	13.44	13.67	0.0	14.0
			25	13	14.39	14.49	14.35	14.67	14.65	14.63	0.0	15.0	12.75	13.18	13.36	13.43	13.39	13.66	0.0	14.0
			25	26	14.41	14.44	14.42	14.69	14.75	14.61	0.0	15.0	12.83	13.17	13.43	13.50	13.42	13.75	0.0	14.0
		50	0	14.34	14.26	14.42	14.58	14.66	14.61	0.0	15.0	12.75	13.18	13.39	13.45	13.37	13.72	0.0	14.0	
		16QAM	1	1	14.61	14.56	14.63	14.78	14.88	14.83	0.0	15.0	12.89	13.45	13.49	13.70	13.59	13.86	0.0	14.0
		64QAM	1	1	14.54	14.52	14.56	14.68	14.82	14.79	0.0	15.0	12.84	13.14	13.24	13.41	13.36	13.60	0.0	14.0
		256QAM	1	1	14.37	14.34	14.36	14.55	14.65	14.59	0.0	15.0	12.74	13.14	13.26	13.42	13.34	13.59	0.0	14.0
		CP-OFDM	QPSK	1	1	14.32	14.24	14.26	14.57	14.55	14.50	0.0	15.0	12.70	13.14	13.25	13.41	13.36	13.60	0.0
15 MHz	DFT-s-OFDM	π/2 BPSK	1	1	14.44	14.43	14.47	14.62	14.56	14.69	0.0	15.0	12.77	13.20	13.37	13.49	13.41	13.65	0.0	14.0
			1	19	14.39	14.45	14.42	14.53	14.55	14.64	0.0	15.0	12.73	13.11	13.27	13.33	13.22	13.65	0.0	14.0
			1	36	14.36	14.57	14.59	14.64	14.48	14.66	0.0	15.0	12.77	13.22	13.41	13.48	13.42	13.75	0.0	14.0
			18	0	14.26	14.35	14.42	14.55	14.59	14.66	0.0	15.0	12.80	13.23	13.45	13.54	13.41	13.72	0.0	14.0
			18	10	14.28	14.34	14.43	14.57	14.58	14.59	0.0	15.0	12.80	13.17	13.38	13.47	13.38	13.71	0.0	14.0
			18	20	14.29	14.42	14.53	14.62	14.62	14.60	0.0	15.0	12.81	13.23	13.45	13.55	13.40	13.81	0.0	14.0
		36	0	14.31	14.44	14.45	14.59	14.66	14.62	0.0	15.0	12.85	13.21	13.40	13.46	13.44	13.71	0.0	14.0	
		QPSK	1	1	14.37	14.36	14.53	14.72	14.72	14.76	0.0	15.0	12.73	13.22	13.32	13.51	13.39	13.71	0.0	14.0
			1	19	14.34	14.37	14.46	14.59	14.73	14.71	0.0	15.0	12.71	13.12	13.29	13.40	13.28	13.68	0.0	14.0
			1	36	14.31	14.39	14.68	14.64	14.67	14.71	0.0	15.0	12.74	13.20	13.40	13.57	13.49	13.78	0.0	14.0
			18	0	14.26	14.41	14.44	14.57	14.66	14.67	0.0	15.0	12.78	13.22	13.44	13.53	13.43	13.71	0.0	14.0
			18	10	14.26	14.34	14.42	14.56	14.68	14.65	0.0	15.0	12.77	13.23	13.37	13.45	13.34	13.73	0.0	14.0
			18	20	14.27	14.52	14.57	14.55	14.59	14.63	0.0	15.0	12.79	13.22	13.44	13.60	13.36	13.80	0.0	14.0
		36	0	14.29	14.53	14.52	14.58	14.64	14.65	0.0	15.0	12.84	13.22	13.39	13.47	13.39	13.71	0.0	14.0	
		16QAM	1	1	14.61	14.65	14.78	14.91	14.82	14.96	0.0	15.0	13.01	13.47	13.52	13.59	13.61	13.87	0.0	14.0
		64QAM	1	1	14.55	14.64	14.75	14.84	14.89	14.92	0.0	15.0	12.97	13.20	13.30	13.44	13.39	13.59	0.0	14.0
		256QAM	1	1	14.36	14.44	14.52	14.66	14.67	14.72	0.0	15.0	12.59	13.20	13.29	13.46	13.38	13.59	0.0	14.0
		CP-OFDM	QPSK	1	1	14.25	14.38	14.41	14.61	14.72	14.66	0.0	15.0	12.70	13.20	13.30	13.46	13.50	13.59	0.0
10 MHz	DFT-s-OFDM	π/2 BPSK	1	1	14.18	14.24	14.33	14.43	14.70	14.55	0.0	15.0	12.82	13.23	13.34	13.45	13.34	13.55	0.0	14.0
			1	12	14.23	14.33	14.40	14.46	14.72	14.53	0.0	15.0	12.90	13.28	13.44	13.57	13.47	13.58	0.0	14.0
			1	22	14.25	14.33	14.31	14.49	14.69	14.69	0.0	15.0	12.92	13.21	13.42	13.53	13.41	13.64	0.0	14.0
			12	0	14.19	14.32	14.32	14.42	14.64	14.52	0.0	15.0	12.94	13.28	13.49	13.55	13.41	13.62	0.0	14.0
			12	6	14.22	14.32	14.32	14.43	14.66	14.53	0.0	15.0	12.95	13.34	13.49	13.59	13.40	13.65	0.0	14.0
			12	12	14.21	14.35	14.31	14.42	14.63	14.62	0.0	15.0	12.97	13.24	13.47	13.57	13.47	13.72	0.0	14.0
		24	0	14.23	14.33	14.33	14.45	14.62	14.53	0.0	15.0	12.93	13.25	13.44	13.56	13.39	13.67	0.0	14.0	
		QPSK	1	1	14.24	14.30	14.38	14.47	14.68	14.62	0.0	15.0	12.88	13.17	13.41	13.43	13.31	13.54	0.0	14.0
			1	12	14.28	14.41	14.44	14.51	14.72	14.55	0.0	15.0	12.87	13.21	13.46	13.57	13.45	13.59	0.0	14.0
			1	22	14.26	14.36	14.37	14.47	14.64	14.71	0.0	15.0	12.85	13.16	13.33	13.51	13.36	13.64	0.0	14.0
			12	0	14.22	14.37	14.32	14.46	14.66	14.56	0.0	15.0	12.92	13.29	13.41	13.53	13.40	13.65	0.0	14.0
			12	6	14.22	14.33	14.35	14.45	14.64	14.53	0.0	15.0	12.94	13.28	13.40	13.58	13.39	13.66	0.0	14.0
			12	12	14.23	14.31	14.32	14.43	14.63	14.64	0.0	15.0	12.97	13.24	13.46	13.58	13.47	13.71	0.0	14.0
		24	0	14.21	14.32	14.31	14.44	14.64	14.54	0.0	15.0	12.92	13.25	13.45	13.62	13.40	13.66	0.0	14.0	
		16QAM	1	1	14.43	14.41	14.54	14.64	14.86	14.73	0.0	15.0	13.07	13.46	13.55	13.71	13.50	13.71	0.0	14.0
		64QAM	1	1	14.42	14.37	14.54	14.65	14.84	14.72	0.0	15.0	12.97	13.02	13.23	13.32	13.20	13.46	0.0	14.0
		256QAM	1	1	14.21	14.35	14.35	14.46	14.67	14.52	0.0	15.0	12.42	13.02	13.23	13.32	13.21	13.46	0.0	14.0
		CP-OFDM	QPSK	1	1	14.10	14.24	14.23	14.35	14.55	14.42	0.0	15.0	12.64	13.02	13.23	13.32	13.21	13.46	0.0

NR Band n77 (SRS2)-upper Band- Measured Results

BW (MHz)	Mode	SRS2 Maximum Allowed Average Power (dBm)																							
		DSI = 0, 1, 4						DSI = 3						DSI = 2											
		Measured Pwr (dBm)						Measured Pwr (dBm)						Measured Pwr (dBm)											
		650000	656000	662000	MPR	Tune-up Limit	650000	656000	662000	MPR	Tune-up Limit	650000	656000	662000	MPR	Tune-up Limit									
3750 MHz	3840 MHz	3930 MHz			3750 MHz	3840 MHz	3930 MHz			3750 MHz	3840 MHz	3930 MHz													
100 MHz	SRS CW	17.86			18.72		0.0	19.0	16.98			17.38		0.0	18.5	15.27			15.92		0.0	17.0			
90 MHz	SRS CW	17.15			18.33		0.0	19.0	16.71			16.95		0.0	18.5	15.07			15.29		15.88	0.0	17.0		
80 MHz	SRS CW	17.29			18.04		0.0	19.0	16.85			16.97		0.0	18.5	15.13			15.39		15.86	0.0	17.0		
70 MHz	SRS CW	17.11	17.43		18.12		0.0	19.0	16.78	16.92		17.22	17.61	0.0	18.5	15.23	15.26		15.52	15.93	0.0	17.0			
60 MHz	SRS CW	17.35	17.44		18.30		0.0	19.0	16.96	16.92		17.27	17.75	0.0	18.5	15.21	15.28		15.62	15.99	0.0	17.0			
50 MHz	SRS CW	17.45	17.43	17.52		18.04	0.0	19.0	17.02	16.96	16.99		17.25	17.56	0.0	18.5	15.39	15.23	15.34		15.61	15.84	0.0	17.0	
40 MHz	SRS CW	17.52	17.33	17.69	18.02	18.22	18.32	0.0	19.0	17.07	16.75	17.18	17.55	17.70	17.81	0.0	18.5	15.53	15.47	15.53	15.81	16.02	16.11	0.0	17.0
30 MHz	SRS CW	17.63	17.66	17.73	17.96	18.22	18.33	0.0	19.0	17.17	17.12	17.23	17.48	17.74	17.85	0.0	18.5	15.59	15.52	15.53	15.80	16.01	16.24	0.0	17.0
20 MHz	SRS CW	17.67	17.58	17.68	17.86	18.16	18.31	0.0	19.0	17.18	17.15	17.16	17.39	17.66	17.82	0.0	18.5	15.57	15.46	15.55	15.67	15.92	16.19	0.0	17.0
15 MHz	SRS CW	17.64	17.58	17.72	17.89	18.27	18.33	0.0	19.0	17.14	17.02	17.21	17.38	17.81	17.73	0.0	18.5	15.57	15.36	15.48	15.69	16.03	16.17	0.0	17.0
10 MHz	SRS CW	17.61	17.41	17.52	17.79	18.09	18.38	0.0	19.0	17.14	16.92	17.08	17.32	17.61	17.83	0.0	18.5	15.51	15.27	15.44	15.56	15.92	16.07	0.0	17.0

Notes:

SRS2 were measured output power through FTM mode provided by manufacturer.

NR Band n77 (SRS3/SRS4)-upper Band- Measured Results

BW (MHz)	Mode	SRS3 Maximum Allowed Average Power (dBm)										SRS4 Maximum Allowed Average Power (dBm)													
		DSI = 0, 1, 3, 4					DSI = 2					DSI = 0, 1, 2, 3, 4													
		Measured Pwr (dBm)					Measured Pwr (dBm)					Measured Pwr (dBm)													
		650000	658000	662000	MPR	Tune-up Limit	650000	658000	662000	MPR	Tune-up Limit	650000	658000	662000	MPR	Tune-up Limit									
3750 MHz	3840 MHz	3930 MHz			3750 MHz	3840 MHz	3930 MHz			3750 MHz	3840 MHz	3930 MHz													
100 MHz	SRS CW	17.59			17.52	0.0	18.0	15.89			15.86	0.0	16.0	15.38			14.95		0.0	16.5					
90 MHz	SRS CW	16.98		16.97	16.87	0.0	18.0	15.88		15.93	15.85	0.0	16.0	14.80		14.68	14.45		0.0	16.5					
80 MHz	SRS CW	16.97		17.08	16.86	0.0	18.0	15.96		15.96	15.84	0.0	16.0	14.79		14.66	14.30		0.0	16.5					
70 MHz	SRS CW	16.91	16.94		16.97	16.96	0.0	18.0	15.91	15.99	15.93	15.93	0.0	16.0	14.76	14.62		14.78	14.35	0.0	16.5				
60 MHz	SRS CW	17.01	16.98		16.98	16.91	0.0	18.0	15.98	15.99	15.98	15.96	0.0	16.0	14.88	14.65		14.78	14.28	0.0	16.5				
50 MHz	SRS CW	17.13	17.02	17.02		16.93	16.68	0.0	18.0	15.97	15.99	15.97		15.88	15.58	0.0	16.0	15.00	14.66	14.67		14.65	14.23	0.0	16.5
40 MHz	SRS CW	17.30	17.21	17.25	17.54	17.23	17.00	0.0	18.0	15.86	15.87	15.92	15.90	15.87	15.88	0.0	16.0	15.17	14.93	14.86	15.02	14.95	14.46	0.0	16.5
30 MHz	SRS CW	17.43	17.24	17.36	17.31	17.21	17.32	0.0	18.0	15.86	15.89	15.93	15.98	15.88	15.93	0.0	16.0	15.23	14.96	14.88	15.08	15.03	14.36	0.0	16.5
20 MHz	SRS CW	17.30	17.37	17.25	17.38	17.13	16.78	0.0	18.0	15.96	15.97	15.89	15.84	15.88	15.87	0.0	16.0	15.33	15.06	14.99	14.99	14.88	14.23	0.0	16.5
15 MHz	SRS CW	17.21	17.21	17.26	17.23	17.58	17.47	0.0	18.0	15.86	15.98	15.84	15.88	15.98	15.86	0.0	16.0	15.35	15.03	14.98	15.02	14.95	14.28	0.0	16.5
10 MHz	SRS CW	17.39	17.28	17.23	17.32	17.17	16.96	0.0	18.0	15.86	15.88	15.98	15.97	15.89	15.89	0.0	16.0	15.26	14.83	14.87	14.85	14.89	14.24	0.0	16.5

Notes:

SRS3 and SRS4 were measured output power through FTM mode provided by manufacturer.

9.5. Wi-Fi 2.4 GHz (DTS Band)

Normal & RSDB WLAN SISO output power results

Antenna	Mode	Data Rate	Ch #	Freq. (MHz)	WLAN mode power					
					Max. Average Power			Reduced Average Power		
					Meas. Avg Pwr (dBm)	Max. Tune-up Limit (dBm)	SAR Test (Yes/No)	Meas. Avg Pwr (dBm)	Max. Tune-up Limit (dBm)	SAR Test (Yes/No)
WiFi 2.4G Ant.1	802.11b	1 Mbps	1	2412.0	18.65	19.0	Yes	12.87	13.0	Yes
			6	2437.0	18.21			12.84		
			11	2462.0	18.88			12.67		
			12	2467.0	Not Required	6.0	Not Required	6.0	No	
			13	2472.0	Not Required	-2.0	Not Required	-2.0		
	802.11g	6 Mbps	Not Required			18.0	No	Not Required	13.0	No
802.11n	6.5 Mbps	Not Required			18.0	Not Required		13.0		
802.11ax	7.3 Mbps	Not Required			17.0	Not Required		13.0		
WiFi 2.4G Ant.2	802.11b	1 Mbps	1	2412.0	18.53	19.0	Yes	12.63	13.0	Yes
			6	2437.0	18.59			12.79		
			11	2462.0	18.44			12.63		
			12	2467.0	Not Required	6.0	Not Required	6.0	No	
			13	2472.0	Not Required	-2.0	Not Required	-2.0		
	802.11g	6 Mbps	Not Required			18.0	No	Not Required	13.0	No
802.11n	6.5 Mbps	Not Required			18.0	Not Required		13.0		
802.11ax	7.3 Mbps	Not Required			17.0	Not Required		13.0		

Normal & RSDB WLAN MIMO output power results

Antenna	Mode	Data Rate	Ch #	Freq. (MHz)	WLAN mode power					
					Max. Average Power			Reduced Average Power		
					Meas. Avg Pwr (dBm)	Max. Tune-up Limit (dBm)	SAR Test (Yes/No)	Meas. Avg Pwr (dBm)	Max. Tune-up Limit (dBm)	SAR Test (Yes/No)
WiFi 2.4G Ant.1	802.11g	6 Mbps	1	2412.0	17.63	18.0	Yes	12.87	13.0	Yes
			6	2437.0	17.64			12.72		
			11	2462.0	17.57			12.69		
			12	2467.0	Not Required	6.0	Not Required	6.0	No	
			13	2472.0	Not Required	-2.0	Not Required	-2.0		
	802.11n	6.5 Mbps	Not Required			18.0	No	Not Required	13.0	No
802.11ax	7.3 Mbps	Not Required			17.0	Not Required		13.0		
WiFi 2.4G Ant.2	802.11g	6 Mbps	1	2412.0	16.65	18.0	Yes	11.47	13.0	Yes
			6	2437.0	16.92			11.36		
			11	2462.0	16.62			11.30		
			12	2467.0	Not Required	6.0	Not Required	6.0	No	
			13	2472.0	Not Required	-2.0	Not Required	-2.0		
	802.11n	6.5 Mbps	Not Required			18.0	No	Not Required	13.0	No
802.11ax	7.3 Mbps	Not Required			17.0	Not Required		13.0		

Note(s):

- SAR is not required for 802.11g/n modes when the adjusted SAR for 802.11b is < 1.2 W/kg.
- For "Not required", SAR Test reduction was applied from KDB 248227 guidance, Sec. 2.1, b), 1) when the same maximum power is specified for multiple transmission modes in a frequency band, the largest channel bandwidth, lowest order modulation, lowest data rate and lowest order 802.11n/g/ax mode is used for SAR measurement, on the highest measured output power channel in the initial test configuration, for each frequency band. Additional output power measurements were not deemed necessary.
- Additionally, SAR is not required for Channels 12 and 13 because the tune-up limit and the measured output power for these two channels are no greater than those for the default test channels. Refer to §6.3.
- Normal WLAN MIMO SAR & RSDB WLAN SISO SAR additionally were evaluated for satisfy to simultaneous transmission analysis.
- RSDB target power is same reduced target power.

9.6. Wi-Fi 5GHz (U-NII Bands)

Normal & RSDB WLAN SISO Ant.1 output power Results

Antenna	Band (GHz)	Mode	Data Rate	Ch #	Freq. (MHz)	WLAN mode power					
						Max. Average Power			Reduced Average Power		
						Avg Pwr (dBm)	Max. Tune-up Limit (dBm)	SAR Test (Yes/No)	Avg Pwr (dBm)	Max. Tune-up Limit (dBm)	SAR Test (Yes/No)
5GHz SISO Ant.1	5.3 (UNII 2A)	802.11a	6 Mbps	52	5260	17.54	18.0	Yes	Not Required	11.0	No
				56	5280	17.79					
				60	5300	16.92					
				64	5320	16.65					
		802.11n (HT20)	6.5 Mbps	Not Required			18.0	No	Not Required	11.0	No
		802.11n (HT40)	13.5 Mbps	Not Required			17.0	No	Not Required	11.0	No
		802.11ac (VHT20)	6.5 Mbps	Not Required			18.0	No	Not Required	11.0	No
		802.11ac (VHT40)	13.5 Mbps	Not Required			17.0	No	Not Required	11.0	No
		802.11ac (VHT80)	29.3 Mbps	58	5290.0	Not Required	16.0	No	10.69	11.0	Yes
		802.11ac (VHT160)	58.5 Mbps	50	5250.0	Not Required	16.0	No	10.50	11.0	No
	802.11ax (HE20)	7.3 Mbps	Not Required			17.0	No	Not Required	11.0	No	
	802.11ax (HE40)	14.6 Mbps	Not Required			17.0	No	Not Required	11.0	NO	
	802.11ax (HE80)	36.0 Mbps	Not Required			17.0	No	Not Required	11.0	No	
	802.11ax (HE160)	72.0 Mbps	Not Required			17.0	No	Not Required	11.0	No	
	5.5 (U-NII 2C)	802.11a	6 Mbps	100	5500	17.76	18.0	Yes	Not Required	11.0	No
				120	5600	17.63					
				124	5620	17.49					
				144	5720	17.30					
		802.11n (HT20)	6.5 Mbps	Not Required			18.0	No	Not Required	11.0	No
		802.11n (HT40)	13.5 Mbps	Not Required			17.0	No	Not Required	11.0	No
802.11ac (VHT20)		6.5 Mbps	Not Required			18.0	No	Not Required	11.0	No	
802.11ac (VHT40)		13.5 Mbps	Not Required			17.0	No	Not Required	11.0	No	
802.11ac (VHT80)		29.3 Mbps	106	5530.0	Not Required	16.0	No	10.52	11.0	Yes	
			122	5610.0	Not Required			10.40			
	138		5690.0	Not Required	10.43						
802.11ac (VHT160)	58.5 Mbps	114	5570.0	Not Required	16.0	No	10.40	11.0	No		
802.11ax (HE20)	7.3 Mbps	Not Required			18.0	No	Not Required	11.0	No		
802.11ax (HE40)	14.6 Mbps	Not Required			17.0	No	Not Required	11.0	No		
802.11ax (HE80)	36.0 Mbps	Not Required			17.0	No	Not Required	11.0	No		
802.11ax (HE160)	72.0 Mbps	Not Required			16.0	No	Not Required	11.0	No		

Note(s):

- For "Not required", SAR Test reduction was applied from KDB 248227 guidance, Sec. 2.1, b), 1) when the same maximum power is specified for multiple transmission modes in a frequency band, the largest channel bandwidth, lowest order modulation, lowest data rate and lowest order 802.11a/g/n/ac mode is used for SAR measurement, on the highest measured output power channel in the initial test configuration, for each frequency band.
- When the same transmission mode configurations have the same maximum output power on the same channel for the 802.11 a/g/n/ac/ax modes, the channel in the lower order/sequence 802.11 mode (i.e. a, g, n ac then ax) is selected.
- When the specified maximum output power is the same for both UNII band 1 and UNII band 2A, begin SAR measurement in UNII band 2A; and if the highest reported SAR for UNII band 2A is
 - ≤ 1.2 W/kg, SAR is not required for UNII band 1
 - > 1.2 W/kg, both bands should be tested independently for SAR.
- Normal WLAN MIMO SAR & RSDB WLAN SISO SAR additionally were evaluated for satisfy to simultaneous transmission analysis.
- RSDB target power is same reduced target power.

Normal & RSDB WLAN SISO Ant.1 output power Results (continued)

Antenna	Band (GHz)	Mode	Data Rate	Ch #	Freq. (MHz)	WLAN mode power					
						Max. Average Power			Reduced Average Power		
						Avg Power (dBm)	Max. Tune-up Limit (dBm)	SAR Test (Yes/No)	Avg Power (dBm)	Max. Tune-up Limit (dBm)	SAR Test (Yes/No)
5GHz SISO Ant.1	5.8 (UNII 3)	802.11a	6 Mbps	149	5745	17.53	18.0	Yes	Not Required	11.0	No
				157	5785	17.05					
				165	5825	17.47					
		802.11n (HT20)	6.5 Mbps	Not Required			18.0	No	Not Required	11.0	No
		802.11n (HT40)	13.5 Mbps	Not Required			17.0	No	Not Required	11.0	No
		802.11ac (VHT20)	6.5 Mbps	Not Required			18.0	No	Not Required	11.0	No
		802.11ac (VHT40)	13.5 Mbps	Not Required			17.0	No	Not Required	11.0	No
		802.11ac (VHT80)	29.3 Mbps	155	5775.0	Not Required	16.0	No	10.55	11.0	Yes
		802.11ax (HE20)	7.3 Mbps	Not Required			18.0	No	Not Required	11.0	No
	802.11ax (HE40)	14.6 Mbps	Not Required			17.0	No	Not Required	11.0	NO	
	802.11ax (HE80)	36.0 Mbps	Not Required			17.0	No	Not Required	11.0	No	
	5.9 (U-NII 4)	802.11a	6 Mbps	169	5845	17.42	18.0	Yes	Not Required	11.0	No
				173	5865	17.17					
				177	5885	17.43					
		802.11n (HT20)	6.5 Mbps	Not Required			18.0	No	Not Required	11.0	No
		802.11n (HT40)	13.5 Mbps	Not Required			17.0	No	Not Required	11.0	No
		802.11ac (VHT20)	6.5 Mbps	Not Required			18.0	No	Not Required	11.0	No
		802.11ac (VHT40)	13.5 Mbps	Not Required			17.0	No	Not Required	11.0	No
		802.11ac (VHT80)	29.3 Mbps	171	5855.0	Not Required	16.0	No	10.10	11.0	Yes
		802.11ax (HE20)	7.3 Mbps	Not Required			18.0	No	Not Required	11.0	No
802.11ax (HE40)	14.6 Mbps	Not Required			17.0	No	Not Required	11.0	No		
802.11ax (HE80)	30.6 Mbps	Not Required			17.0	No	Not Required	11.0	No		
UNII 3 & UNII 4	802.11ac (VHT160)	58.5 Mbps	163	5815.0	Not Required	16.0	No	10.00	11.0	No	
	802.11ax (HE160)	72.0 Mbps	Not Required			17.0	No	Not Required	11.0	No	

Note(s):

- For "Not required", SAR Test reduction was applied from KDB 248227 guidance, Sec. 2.1, b), 1) when the same maximum power is specified for multiple transmission modes in a frequency band, the largest channel bandwidth, lowest order modulation, lowest data rate and lowest order 802.11a/g/n/ac mode is used for SAR measurement, on the highest measured output power channel in the initial test configuration, for each frequency band.
- When the same transmission mode configurations have the same maximum output power on the same channel for the 802.11 a/g/n/ac/ax modes, the channel in the lower order/sequence 802.11 mode (i.e. a, g, n ac then ax) is selected.
- When the specified maximum output power is the same for both UNII band 1 and UNII band 2A, begin SAR measurement in UNII band 2A; and if the highest reported SAR for UNII band 2A is
 - ≤ 1.2 W/kg, SAR is not required for UNII band 1
 - > 1.2 W/kg, both bands should be tested independently for SAR.
- Normal WLAN MIMO SAR & RSDB WLAN SISO SAR additionally were evaluated for satisfy to simultaneous transmission analysis.
- RSDB target power is same reduced target power.

Normal & RSDb WLAN SISO Ant.2 output power Results

Antenna	Band (GHz)	Mode	Data Rate	Ch #	Freq. (MHz)	WLAN mode power					
						Max. Average Power			Reduced Average Power		
						Avg Pwr (dBm)	Max. Tune-up Limit (dBm)	SAR Test (Yes/No)	Avg Pwr (dBm)	Max. Tune-up Limit (dBm)	SAR Test (Yes/No)
5GHz SISO Ant.2	5.3 (UNII 2A)	802.11a	6 Mbps	52	5260	17.20	18.0	Yes	Not Required	11.0	No
				56	5280	17.33					
				60	5300	16.38					
				64	5320	16.12					
		802.11n (HT20)	6.5 Mbps	Not Required			18.0	No	Not Required	11.0	No
		802.11n (HT40)	13.5 Mbps	Not Required			17.0	No	Not Required	11.0	No
		802.11ac (VHT20)	6.5 Mbps	Not Required			18.0	No	Not Required	11.0	No
		802.11ac (VHT40)	13.5 Mbps	Not Required			17.0	No	Not Required	11.0	No
		802.11ac (VHT80)	29.3 Mbps	58	5290.0	Not Required	16.0	No	10.61	11.0	Yes
		802.11ac (VHT160)	58.5 Mbps	50	5250.0	Not Required	16.0	No	10.28	11.0	No
	802.11ax (HE20)	7.3 Mbps	Not Required			17.0	No	Not Required	11.0	No	
	802.11ax (HE40)	14.6 Mbps	Not Required			17.0	No	Not Required	11.0	NO	
	802.11ax (HE80)	36.0 Mbps	Not Required			17.0	No	Not Required	11.0	No	
	802.11ax (HE160)	72.0 Mbps	Not Required			17.0	No	Not Required	11.0	No	
	5.5 (U-NII 2C)	802.11a	6 Mbps	100	5500	16.64	18.0	Yes	Not Required	11.0	No
				120	5600	17.93					
				124	5620	17.66					
				144	5720	17.77					
		802.11n (HT20)	6.5 Mbps	Not Required			18.0	No	Not Required	11.0	No
		802.11n (HT40)	13.5 Mbps	Not Required			17.0	No	Not Required	11.0	No
802.11ac (VHT20)		6.5 Mbps	Not Required			18.0	No	Not Required	11.0	No	
802.11ac (VHT40)		13.5 Mbps	Not Required			17.0	No	Not Required	11.0	No	
802.11ac (VHT80)		29.3 Mbps	106	5530.0	Not Required	16.0	No	10.42	11.0	Yes	
			122	5610.0	Not Required			10.70			
	138		5690.0	Not Required	10.66						
802.11ac (VHT160)	58.5 Mbps	114	5570.0	Not Required	16.0	No	10.28	11.0	No		
802.11ax (HE20)	7.3 Mbps	Not Required			18.0	No	Not Required	11.0	No		
802.11ax (HE40)	14.6 Mbps	Not Required			17.0	No	Not Required	11.0	No		
802.11ax (HE80)	36.0 Mbps	Not Required			17.0	No	Not Required	11.0	No		
802.11ax (HE160)	72.0 Mbps	Not Required			16.0	No	Not Required	11.0	No		

Note(s):

- For "Not required", SAR Test reduction was applied from KDB 248227 guidance, Sec. 2.1, b, 1) when the same maximum power is specified for multiple transmission modes in a frequency band, the largest channel bandwidth, lowest order modulation, lowest data rate and lowest order 802.11a/g/n/ac mode is used for SAR measurement, on the highest measured output power channel in the initial test configuration, for each frequency band.
- When the same transmission mode configurations have the same maximum output power on the same channel for the 802.11 a/g/n/ac/ax modes, the channel in the lower order/sequence 802.11 mode (i.e. a, g, n ac then ax) is selected.
- When the specified maximum output power is the same for both UNII band 1 and UNII band 2A, begin SAR measurement in UNII band 2A; and if the highest reported SAR for UNII band 2A is
 - ≤ 1.2 W/kg, SAR is not required for UNII band 1
 - > 1.2 W/kg, both bands should be tested independently for SAR.
- Normal WLAN MIMO SAR & RSDb WLAN SISO SAR additionally were evaluated for satisfy to simultaneous transmission analysis.
- RSDb target power is same reduced target power.

Normal & RSDB WLAN SISO Ant.2 output power Results (continued)

Antenna	Band (GHz)	Mode	Data Rate	Ch #	Freq. (MHz)	WLAN mode power					
						Max. Average Power			Reduced Average Power		
						Avg Power (dBm)	Max. Tune-up Limit (dBm)	SAR Test (Yes/No)	Avg Power (dBm)	Max. Tune-up Limit (dBm)	SAR Test (Yes/No)
5GHz SISO Ant.2	5.8 (UNII 3)	802.11a	6 Mbps	149	5745	17.65	18.0	Yes	Not Required	11.0	No
				157	5785	17.58					
				165	5825	17.76					
		802.11n (HT20)	6.5 Mbps	Not Required			18.0	No	Not Required	11.0	No
		802.11n (HT40)	13.5 Mbps	Not Required			17.0	No	Not Required	11.0	No
		802.11ac (VHT20)	6.5 Mbps	Not Required			18.0	No	Not Required	11.0	No
		802.11ac (VHT40)	13.5 Mbps	Not Required			17.0	No	Not Required	11.0	No
		802.11ac (VHT80)	29.3 Mbps	155	5775.0	Not Required	16.0	No	10.48	11.0	Yes
		802.11ax (HE20)	7.3 Mbps	Not Required			18.0	No	Not Required	11.0	No
	802.11ax (HE40)	14.6 Mbps	Not Required			17.0	No	Not Required	11.0	NO	
	802.11ax (HE80)	36.0 Mbps	Not Required			17.0	No	Not Required	11.0	No	
	5.9 (U-NII 4)	802.11a	6 Mbps	169	5845	17.51	18.0	Yes	Not Required	11.0	No
				173	5865	17.18					
				177	5885	17.60					
		802.11n (HT20)	6.5 Mbps	Not Required			18.0	No	Not Required	11.0	No
		802.11n (HT40)	13.5 Mbps	Not Required			17.0	No	Not Required	11.0	No
		802.11ac (VHT20)	6.5 Mbps	Not Required			18.0	No	Not Required	11.0	No
		802.11ac (VHT40)	13.5 Mbps	Not Required			17.0	No	Not Required	11.0	No
		802.11ac (VHT80)	29.3 Mbps	171	5855.0	Not Required	16.0	No	10.04	11.0	Yes
		802.11ax (HE20)	7.3 Mbps	Not Required			18.0	No	Not Required	11.0	No
802.11ax (HE40)	14.6 Mbps	Not Required			17.0	No	Not Required	11.0	No		
802.11ax (HE80)	30.6 Mbps	Not Required			17.0	No	Not Required	11.0	No		
UNII 3 & UNII 4	802.11ac (VHT160)	58.5 Mbps	163	5815.0	Not Required	16.0	No	10.12	11.0	No	
	802.11ax (HE160)	72.0 Mbps	Not Required			17.0	No	Not Required	11.0	No	

Note(s):

- For "Not required", SAR Test reduction was applied from KDB 248227 guidance, Sec. 2.1, b), 1) when the same maximum power is specified for multiple transmission modes in a frequency band, the largest channel bandwidth, lowest order modulation, lowest data rate and lowest order 802.11a/g/n/ac mode is used for SAR measurement, on the highest measured output power channel in the initial test configuration, for each frequency band.
- When the same transmission mode configurations have the same maximum output power on the same channel for the 802.11 a/g/n/ac/ax modes, the channel in the lower order/sequence 802.11 mode (i.e. a, g, n ac then ax) is selected.
- When the specified maximum output power is the same for both UNII band 1 and UNII band 2A, begin SAR measurement in UNII band 2A; and if the highest reported SAR for UNII band 2A is
 - ≤ 1.2 W/kg, SAR is not required for UNII band 1
 - > 1.2 W/kg, both bands should be tested independently for SAR.
- Normal WLAN MIMO SAR & RSDB WLAN SISO SAR additionally were evaluated for satisfy to simultaneous transmission analysis.
- RSDB target power is same reduced target power.

Normal & RSDB WLAN MIMO Ant.1 output power Results

Antenna	Band (GHz)	Mode	Data Rate	Ch #	Freq. (MHz)	WLAN mode power					
						Max. Average Power			Reduced Average Power		
						Avg Pwr (dBm)	Max. Tune-up Limit (dBm)	SAR Test (Yes/No)	Avg Pwr (dBm)	Max. Tune-up Limit (dBm)	SAR Test (Yes/No)
5GHz MIMO Ant.1	5.3 (UNII 2A)	802.11a	6 Mbps	52	5260	17.50	18.0	Yes	Not Required	11.0	No
				56	5280	17.76					
				60	5300	16.95					
				64	5320	16.67					
		802.11n (HT20)	6.5 Mbps	Not Required			18.0	No	Not Required	11.0	No
		802.11n (HT40)	13.5 Mbps	Not Required			17.0	No	Not Required	11.0	No
		802.11ac (VHT20)	6.5 Mbps	Not Required			18.0	No	Not Required	11.0	No
		802.11ac (VHT40)	13.5 Mbps	Not Required			17.0	No	Not Required	11.0	No
		802.11ac (VHT80)	29.3 Mbps	58	5290.0	Not Required	16.0	No	10.06	11.0	Yes
		802.11ac (VHT160)	58.5 Mbps	50	5250.0	Not Required	16.0	No	9.90	11.0	No
	802.11ax (HE20)	7.3 Mbps	Not Required			17.0	No	Not Required	11.0	No	
	802.11ax (HE40)	14.6 Mbps	Not Required			17.0	No	Not Required	11.0	NO	
	802.11ax (HE80)	36.0 Mbps	Not Required			17.0	No	Not Required	11.0	No	
	802.11ax (HE160)	72.0 Mbps	Not Required			17.0	No	Not Required	11.0	No	
	5.5 (U-NII 2C)	802.11a	6 Mbps	100	5500	17.80	18.0	Yes	Not Required	11.0	No
				120	5600	17.68					
				124	5620	17.59					
				144	5720	17.37					
		802.11n (HT20)	6.5 Mbps	Not Required			18.0	No	Not Required	11.0	No
		802.11n (HT40)	13.5 Mbps	Not Required			17.0	No	Not Required	11.0	No
802.11ac (VHT20)		6.5 Mbps	Not Required			18.0	No	Not Required	11.0	No	
802.11ac (VHT40)		13.5 Mbps	Not Required			17.0	No	Not Required	11.0	No	
802.11ac (VHT80)		29.3 Mbps	106	5530.0	Not Required	16.0	No	10.40	11.0	Yes	
			122	5610.0	Not Required			10.27			
	138		5690.0	Not Required	10.32						
802.11ac (VHT160)	58.5 Mbps	114	5570.0	Not Required	16.0	No	10.31	11.0	No		
802.11ax (HE20)	7.3 Mbps	Not Required			18.0	No	Not Required	11.0	No		
802.11ax (HE40)	14.6 Mbps	Not Required			17.0	No	Not Required	11.0	No		
802.11ax (HE80)	36.0 Mbps	Not Required			17.0	No	Not Required	11.0	No		
802.11ax (HE160)	72.0 Mbps	Not Required			16.0	No	Not Required	11.0	No		

Note(s):

- For "Not required", SAR Test reduction was applied from KDB 248227 guidance, Sec. 2.1, b), 1) when the same maximum power is specified for multiple transmission modes in a frequency band, the largest channel bandwidth, lowest order modulation, lowest data rate and lowest order 802.11a/g/n/ac mode is used for SAR measurement, on the highest measured output power channel in the initial test configuration, for each frequency band.
- When the same transmission mode configurations have the same maximum output power on the same channel for the 802.11 a/g/n/ac/ax modes, the channel in the lower order/sequence 802.11 mode (i.e. a, g, n ac then ax) is selected.
- When the specified maximum output power is the same for both UNII band 1 and UNII band 2A, begin SAR measurement in UNII band 2A; and if the highest reported SAR for UNII band 2A is
 - ≤ 1.2 W/kg, SAR is not required for UNII band 1
 - > 1.2 W/kg, both bands should be tested independently for SAR.
- Normal WLAN MIMO SAR & RSDB WLAN SISO SAR additionally were evaluated for satisfy to simultaneous transmission analysis.
- RSDB target power is same reduced target power.

Normal & RSDB WLAN MIMO Ant.1 output power Results (continued)

Antenna	Band (GHz)	Mode	Data Rate	Ch #	Freq. (MHz)	WLAN mode power					
						Max. Average Power			Reduced Average Power		
						Avg Power (dBm)	Max. Tune-up Limit (dBm)	SAR Test (Yes/No)	Avg Power (dBm)	Max. Tune-up Limit (dBm)	SAR Test (Yes/No)
5GHz MIMO Ant.1	5.8 (UNII 3)	802.11a	6 Mbps	149	5745	17.58	18.0	Yes	Not Required	11.0	No
				157	5785	17.08					
				165	5825	17.52					
		802.11n (HT20)	6.5 Mbps	Not Required			18.0	No	Not Required	11.0	No
		802.11n (HT40)	13.5 Mbps	Not Required			17.0	No	Not Required	11.0	No
		802.11ac (VHT20)	6.5 Mbps	Not Required			18.0	No	Not Required	11.0	No
		802.11ac (VHT40)	13.5 Mbps	Not Required			17.0	No	Not Required	11.0	No
		802.11ac (VHT80)	29.3 Mbps	155	5775.0	Not Required	16.0	No	10.42	11.0	Yes
		802.11ax (HE20)	7.3 Mbps	Not Required			18.0	No	Not Required	11.0	No
	802.11ax (HE40)	14.6 Mbps	Not Required			17.0	No	Not Required	11.0	NO	
	802.11ax (HE80)	36.0 Mbps	Not Required			17.0	No	Not Required	11.0	No	
	5.9 (U-NII 4)	802.11a	6 Mbps	169	5845	17.44	18.0	Yes	Not Required	11.0	No
				173	5865	17.19					
				177	5885	17.48					
		802.11n (HT20)	6.5 Mbps	Not Required			18.0	No	Not Required	11.0	No
		802.11n (HT40)	13.5 Mbps	Not Required			17.0	No	Not Required	11.0	No
		802.11ac (VHT20)	6.5 Mbps	Not Required			18.0	No	Not Required	11.0	No
		802.11ac (VHT40)	13.5 Mbps	Not Required			17.0	No	Not Required	11.0	No
		802.11ac (VHT80)	29.3 Mbps	171	5855.0	Not Required	16.0	No	9.97	11.0	Yes
		802.11ax (HE20)	7.3 Mbps	Not Required			18.0	No	Not Required	11.0	No
802.11ax (HE40)	14.6 Mbps	Not Required			17.0	No	Not Required	11.0	No		
802.11ax (HE80)	30.6 Mbps	Not Required			17.0	No	Not Required	11.0	No		
UNII 3 & UNII 4	802.11ac (VHT160)	58.5 Mbps	163	5815.0	Not Required	16.0	No	9.81	11.0	No	
	802.11ax (HE160)	72.0 Mbps	Not Required			17.0	No	Not Required	11.0	No	

Note(s):

- For "Not required", SAR Test reduction was applied from KDB 248227 guidance, Sec. 2.1, b), 1) when the same maximum power is specified for multiple transmission modes in a frequency band, the largest channel bandwidth, lowest order modulation, lowest data rate and lowest order 802.11a/g/n/ac mode is used for SAR measurement, on the highest measured output power channel in the initial test configuration, for each frequency band.
- When the same transmission mode configurations have the same maximum output power on the same channel for the 802.11 a/g/n/ac/ax modes, the channel in the lower order/sequence 802.11 mode (i.e. a, g, n ac then ax) is selected.
- When the specified maximum output power is the same for both UNII band 1 and UNII band 2A, begin SAR measurement in UNII band 2A; and if the highest reported SAR for UNII band 2A is
 - ≤ 1.2 W/kg, SAR is not required for UNII band 1
 - > 1.2 W/kg, both bands should be tested independently for SAR.
- Normal WLAN MIMO SAR & RSDB WLAN SISO SAR additionally were evaluated for satisfy to simultaneous transmission analysis.
- RSDB target power is same reduced target power.

Normal & RSDB WLAN MIMO Ant.2 output power Results

Antenna	Band (GHz)	Mode	Data Rate	Ch #	Freq. (MHz)	WLAN mode power					
						Max. Average Power			Reduced Average Power		
						Avg Pwr (dBm)	Max. Tune-up Limit (dBm)	SAR Test (Yes/No)	Avg Pwr (dBm)	Max. Tune-up Limit (dBm)	SAR Test (Yes/No)
5GHz MIMO Ant.2	5.3 (UNII 2A)	802.11a	6 Mbps	52	5260	17.18	18.0	Yes	Not Required	11.0	No
				56	5280	17.38					
				60	5300	16.42					
				64	5320	16.16					
		802.11n (HT20)	6.5 Mbps	Not Required			18.0	No	Not Required	11.0	No
		802.11n (HT40)	13.5 Mbps	Not Required			17.0	No	Not Required	11.0	No
		802.11ac (VHT20)	6.5 Mbps	Not Required			18.0	No	Not Required	11.0	No
		802.11ac (VHT40)	13.5 Mbps	Not Required			17.0	No	Not Required	11.0	No
		802.11ac (VHT80)	29.3 Mbps	58	5290.0	Not Required	16.0	No	10.42	11.0	Yes
		802.11ac (VHT160)	58.5 Mbps	50	5250.0	Not Required	16.0	No	10.34	11.0	No
	802.11ax (HE20)	7.3 Mbps	Not Required			17.0	No	Not Required	11.0	No	
	802.11ax (HE40)	14.6 Mbps	Not Required			17.0	No	Not Required	11.0	NO	
	802.11ax (HE80)	36.0 Mbps	Not Required			17.0	No	Not Required	11.0	No	
	802.11ax (HE160)	72.0 Mbps	Not Required			17.0	No	Not Required	11.0	No	
	5.5 (U-NII 2C)	802.11a	6 Mbps	100	5500	16.34	18.0	Yes	Not Required	11.0	No
				120	5600	16.62					
				124	5620	16.56					
				144	5720	16.52					
		802.11n (HT20)	6.5 Mbps	Not Required			18.0	No	Not Required	11.0	No
		802.11n (HT40)	13.5 Mbps	Not Required			17.0	No	Not Required	11.0	No
802.11ac (VHT20)		6.5 Mbps	Not Required			18.0	No	Not Required	11.0	No	
802.11ac (VHT40)		13.5 Mbps	Not Required			17.0	No	Not Required	11.0	No	
802.11ac (VHT80)		29.3 Mbps	106	5530.0	Not Required	16.0	No	9.23	11.0	Yes	
			122	5610.0	Not Required			10.11			
	138		5690.0	Not Required	9.49						
802.11ac (VHT160)	58.5 Mbps	114	5570.0	Not Required	16.0	No	9.80	11.0	No		
802.11ax (HE20)	7.3 Mbps	Not Required			18.0	No	Not Required	11.0	No		
802.11ax (HE40)	14.6 Mbps	Not Required			17.0	No	Not Required	11.0	No		
802.11ax (HE80)	36.0 Mbps	Not Required			17.0	No	Not Required	11.0	No		
802.11ax (HE160)	72.0 Mbps	Not Required			16.0	No	Not Required	11.0	No		

Note(s):

- For "Not required", SAR Test reduction was applied from KDB 248227 guidance, Sec. 2.1, b), 1) when the same maximum power is specified for multiple transmission modes in a frequency band, the largest channel bandwidth, lowest order modulation, lowest data rate and lowest order 802.11a/g/n/ac mode is used for SAR measurement, on the highest measured output power channel in the initial test configuration, for each frequency band.
- When the same transmission mode configurations have the same maximum output power on the same channel for the 802.11 a/g/n/ac/ax modes, the channel in the lower order/sequence 802.11 mode (i.e. a, g, n ac then ax) is selected.
- When the specified maximum output power is the same for both UNII band 1 and UNII band 2A, begin SAR measurement in UNII band 2A; and if the highest reported SAR for UNII band 2A is
 - ≤ 1.2 W/kg, SAR is not required for UNII band 1
 - > 1.2 W/kg, both bands should be tested independently for SAR.
- Normal WLAN MIMO SAR & RSDB WLAN SISO SAR additionally were evaluated for satisfy to simultaneous transmission analysis.
- RSDB target power is same reduced target power.

Normal & RSDB WLAN MIMO Ant.2 output power Results (continued)

Antenna	Band (GHz)	Mode	Data Rate	Ch #	Freq. (MHz)	WLAN mode power					
						Max. Average Power			Reduced Average Power		
						Avg Power (dBm)	Max. Tune-up Limit (dBm)	SAR Test (Yes/No)	Avg Power (dBm)	Max. Tune-up Limit (dBm)	SAR Test (Yes/No)
5GHz MIMO Ant.2	5.8 (UNII 3)	802.11a	6 Mbps	149	5745	16.33	18.0	Yes	Not Required	11.0	No
				157	5785	16.29					
				165	5825	16.58					
		802.11n (HT20)	6.5 Mbps	Not Required			18.0	No	Not Required	11.0	No
		802.11n (HT40)	13.5 Mbps	Not Required			17.0	No	Not Required	11.0	No
		802.11ac (VHT20)	6.5 Mbps	Not Required			18.0	No	Not Required	11.0	No
		802.11ac (VHT40)	13.5 Mbps	Not Required			17.0	No	Not Required	11.0	No
		802.11ac (VHT80)	29.3 Mbps	155	5775.0	Not Required	16.0	No	9.34	11.0	Yes
		802.11ax (HE20)	7.3 Mbps	Not Required			18.0	No	Not Required	11.0	No
	802.11ax (HE40)	14.6 Mbps	Not Required			17.0	No	Not Required	11.0	NO	
	802.11ax (HE80)	36.0 Mbps	Not Required			17.0	No	Not Required	11.0	No	
	5.9 (U-NII 4)	802.11a	6 Mbps	169	5845	16.22	18.0	Yes	Not Required	11.0	No
				173	5865	16.14					
				177	5885	16.44					
		802.11n (HT20)	6.5 Mbps	Not Required			18.0	No	Not Required	11.0	No
		802.11n (HT40)	13.5 Mbps	Not Required			17.0	No	Not Required	11.0	No
		802.11ac (VHT20)	6.5 Mbps	Not Required			18.0	No	Not Required	11.0	No
		802.11ac (VHT40)	13.5 Mbps	Not Required			17.0	No	Not Required	11.0	No
		802.11ac (VHT80)	29.3 Mbps	171	5855.0	Not Required	16.0	No	9.79	11.0	Yes
		802.11ax (HE20)	7.3 Mbps	Not Required			18.0	No	Not Required	11.0	No
802.11ax (HE40)	14.6 Mbps	Not Required			17.0	No	Not Required	11.0	No		
802.11ax (HE80)	30.6 Mbps	Not Required			17.0	No	Not Required	11.0	No		
UNII 3 & UNII 4	802.11ac (VHT160)	58.5 Mbps	163	5815.0	Not Required	16.0	No	9.18	11.0	No	
	802.11ax (HE160)	72.0 Mbps	Not Required			17.0	No	Not Required	11.0	No	

Note(s):

- For "Not required", SAR Test reduction was applied from KDB 248227 guidance, Sec. 2.1, b), 1) when the same maximum power is specified for multiple transmission modes in a frequency band, the largest channel bandwidth, lowest order modulation, lowest data rate and lowest order 802.11a/g/n/ac mode is used for SAR measurement, on the highest measured output power channel in the initial test configuration, for each frequency band.
- When the same transmission mode configurations have the same maximum output power on the same channel for the 802.11 a/g/n/ac/ax modes, the channel in the lower order/sequence 802.11 mode (i.e. a, g, n ac then ax) is selected.
- When the specified maximum output power is the same for both UNII band 1 and UNII band 2A, begin SAR measurement in UNII band 2A; and if the highest reported SAR for UNII band 2A is
 - ≤ 1.2 W/kg, SAR is not required for UNII band 1
 - > 1.2 W/kg, both bands should be tested independently for SAR.
- Normal WLAN MIMO SAR & RSDB WLAN SISO SAR additionally were evaluated for satisfy to simultaneous transmission analysis.
- RSDB target power is same reduced target power.

9.7. Bluetooth

Bluetooth SISO Measured Results

Band (GHz)	Antenna	Mode	Ch #	Freq. (MHz)	Maximum Average Power (dBm)		Reduced Average Power (dBm)	
					Meas Pwr	Tune-up Limit	Meas Pwr	Tune-up Limit
2.4	BT SISO Ant.1	GFSK	0	2402	17.17	17.5	11.89	12.0
			39	2441	16.21		10.85	
			78	2480	14.53		8.30	
		EDR	0	2402	13.30	14.0	10.70	11.0
			39	2441	12.33		9.84	
			78	2480	10.29		7.30	
		LE 1M/2M	0	2402	15.87	17.0	11.4	11.5
			19	2440	14.60		10.1	
			39	2480	12.97		8.2	
		LE 125/500k	0	2402	10.1	11.5	10.1	11.5
			19	2440	9.2		9.2	
			39	2480	9.2		9.2	
2.4	BT SISO Ant.2	GFSK	0	2402	14.99	15.5	10.34	10.5
			39	2441	14.67		9.92	
			78	2480	12.73		7.71	
		EDR	0	2402	10.87	11.0	9.03	9.5
			39	2441	10.50		8.97	
			78	2480	8.43		6.75	
		LE 1M/2M	0	2402	14.50	14.5	9.5	10.0
			19	2440	14.42		9.4	
			39	2480	12.48		7.4	
		LE 125/500k	0	2402	9.6	10.5	9.4	10.0
			19	2440	10.0		9.2	
			39	2480	8.6		7.2	

Duty Factor Measured Results

Mode	Type	T on (ms)	Period (ms)	Duty Cycle	Crest Factor (1/duty cycle)
GFSK	DH5	2.874	3.745	76.7%	1.30

Duty Cycle plots

GFSK



10. Measured and Reported (Scaled) SAR Results

SAR Test Reduction criteria are as follows:

- Reported SAR(W/kg) for WWAN= Measured SAR *Tune-up Scaling Factor
- Reported SAR(W/kg) for Wi-Fi and Bluetooth= Measured SAR * Tune-up scaling factor * Duty Cycle scaling factor
- Duty Cycle scaling factor = 1 / Duty cycle (%)

KDB 447498 D01 General RF Exposure Guidance:

Testing of other required channels within the operating mode of a frequency band is not required when the reported 1-g or 10-g SAR for the mid-band or highest output power channel is:

- ≤ 0.8 W/kg or 2.0 W/kg, for 1-g or 10-g respectively, when the transmission band is ≤ 100 MHz
- ≤ 0.6 W/kg or 1.5 W/kg, for 1-g or 10-g respectively, when the transmission band is between 100 MHz and 200 MHz
- ≤ 0.4 W/kg or 1.0 W/kg, for 1-g or 10-g respectively, when the transmission band is ≥ 200 MHz

KDB 648474 D04 Handset SAR:

With headset attached, when the reported SAR for body-worn accessory, measured without a headset connected to the handset, is > 1.2 W/kg, the highest reported SAR configuration for that wireless mode and frequency band should be repeated for that body-worn accessory with a headset attached to the handset.

KDB 648474 D04 Handset SAR (Phablet Only):

For smart phones, with a display diagonal dimension > 15.0 cm or an overall diagonal dimension > 16.0 cm.

When hotspot mode does not apply, 10-g extremity SAR is required for all surfaces and edges with an antenna located at ≤ 25 mm From that surface or edge in direct contact with a flat phantom, to address interactive hand use exposure conditions. When hotspot mode applies, 10-g extremity SAR is required only for the surfaces and edges with hotspot mode 1-g reported SAR > 1.2 W/kg; However, when power reduction applies to hotspot mode the measured SAR must be scaled to the maximum output power, Including tolerance, allowed for phablet modes to compare with the 1.2 W/kg SAR test reduction threshold.

Additional 1-g SAR testing at 5 mm is not required when hotspot mode 10-g extremity SAR is not required for the surfaces and edges; since all 1-g reported SAR < 1.2 W/kg.

KDB 941225 D01 SAR test for 3G devices:

When the maximum output power and tune-up tolerance specified for production units in a secondary mode is $\leq \frac{1}{4}$ dB higher than the primary mode or when the highest reported SAR of the primary mode is scaled by the ratio of specified maximum output power and tune-up tolerance of secondary to primary mode and the adjusted SAR is ≤ 1.2 W/kg, SAR measurement is not required for the secondary mode.

KDB 941225 D05 SAR for LTE Devices:

SAR test reduction is applied using the following criteria:

- Start with the largest channel bandwidth and measure SAR for QPSK with 1 RB, and 50% RB allocation, using the RB offset and required test channel combination with the highest maximum output power among RB offsets at the upper edge, middle and lower edge of each required test channel.
- When the reported SAR is > 0.8 W/kg, testing for other Channels is performed at the highest output power level for 1RB, and 50% RB configuration for that channel.
- Testing for 100% RB configuration is performed at the highest output power level for 100% RB configuration across the Low, Mid and High Channel when the highest reported SAR for 1 RB and 50% RB are > 0.8 W/kg. Testing for the remaining required channels is not needed because the reported SAR for 100% RB Allocation < 1.45 W/kg.
- Testing for 16-QAM modulation is not required because the reported SAR for QPSK is < 1.45 W/Kg and its output power is not more than 0.5 dB higher than that of QPSK.
- Testing for the other channel bandwidths is not required because the reported SAR for the highest channel bandwidth is < 1.45 W/Kg and its output power is not more than 0.5 dB higher than that of the highest channel bandwidth.
- For LTE bands that do not support at least three non-overlapping channels in certain channel bandwidths, test the available non-overlapping channels instead. When a device supports overlapping channel assignment in a channel bandwidth configuration, the middle channel of the group of overlapping channels should be selected for testing; therefore, the requirement for H, M and L channels may not fully apply.

KDB 248227 D01 SAR meas for 802.11:

SAR test reduction for 802.11 Wi-Fi transmission mode configurations are considered separately for DSSS and OFDM. An initial test position is determined to reduce the number of tests required for certain exposure configurations with multiple test positions. An initial test configuration is determined for each frequency band and aggregated band according to maximum output power, channel bandwidth, wireless mode configurations and other operating parameters to streamline the measurement requirements. For 2.4 GHz DSSS, either the initial test position or DSSS procedure is applied to reduce the number of SAR tests; these are mutually exclusive. For OFDM, an initial test position is only applicable to next to the ear, UMPC mini-tablet and hotspot mode configurations, which is tested using the initial test configuration to facilitate test reduction. For other exposure conditions with a fixed test position, SAR test reduction is determined using only the initial test configuration.

The multiple test positions require SAR measurements in head, hotspot mode or UMPC mini-tablet configurations may be reduced according to the highest reported SAR determined using the initial test position(s) by applying the DSSS or OFDM SAR measurement procedures in the required wireless mode test configuration(s). The initial test position(s) is measured using the highest measured maximum output power channel in the required wireless mode test configuration(s). When the reported SAR for the initial test position is:

- ≤ 0.4 W/kg, further SAR measurement is not required for the other test positions in that exposure configuration and wireless mode combination within the frequency band or aggregated band. DSSS and OFDM configurations are considered separately according to the required SAR procedures.
- > 0.4 W/kg, SAR is repeated using the same wireless mode test configuration tested in the initial test position to measure the subsequent next closet/smallest test separation distance and maximum coupling test position, on the highest maximum output power channel, until the reported SAR is ≤ 0.8 W/kg or all required test positions are tested.
 - For subsequent test positions with equivalent test separation distance or when exposure is dominated by coupling conditions, the position for maximum coupling condition should be tested.
 - When it is unclear, all equivalent conditions must be tested.
- For all positions/configurations tested using the initial test position and subsequent test positions, when the reported SAR is > 0.8 W/kg, measure the SAR for these positions/configurations on the subsequent next highest measured output power channel(s) until the reported SAR is ≤ 1.2 W/kg or all required test channels are considered.
 - The additional power measurements required for this step should be limited to those necessary for identifying subsequent highest output power channels to apply the test reduction.
- When the specified maximum output power is the same for both UNII 1 and UNII 2A, begin SAR measurements in UNII 2A with the channel with the highest measured output power. If the reported SAR for UNII 2A is ≤ 1.2 W/kg, SAR is not required for UNII 1; otherwise treat the remaining bands separately and test them independently for SAR.
- When the specified maximum output power is different between UNII 1 and UNII 2A, begin SAR with the band that has the higher specified maximum output. If the highest reported SAR for the band with the highest specified power is ≤ 1.2 W/kg, testing for the band with the lower specified output power is not required; otherwise test the remaining bands independently for SAR.

To determine the initial test position, Area Scans were performed to determine the position with the *Maximum Value of SAR (measured)*. The position that produced the highest *Maximum Value of SAR* is considered the worst case position; thus used as the initial test position.

10.1. GSM 850

Forder opened configuration

Antenna	RF Exposure Conditions	Mode	Dist. (mm)	Test Position	Ch #.	Freq. (MHz)	Power (dBm)		1-g SAR (W/kg)		Plot No.
							Tune-up limit	Meas.	Meas.	Scaled	
Main 1 Ant.	Head	GPRS 2 Slots	0	Left Touch	190	836.6	32.00	31.34	0.189	0.220	
				Left Tilt	190	836.6	32.00	31.34	0.108	0.126	
				Right Touch	190	836.6	32.00	31.34	0.234	0.272	1
				Right Tilt	190	836.6	32.00	31.34	0.129	0.150	
	Body-worn	GPRS 2 Slots	15	Rear	190	836.6	32.00	31.34	0.195	0.227	2
				Front	190	836.6	32.00	31.34	0.182	0.212	
	Hotspot	GPRS 4 Slots	10	Rear	190	836.6	27.20	26.21	0.209	0.263	3
				Front	190	836.6	27.20	26.21	0.140	0.176	
				Edge 2	190	836.6	27.20	26.21	0.154	0.193	
				Edge 3	190	836.6	27.20	26.21	0.070	0.088	
Edge 4				190	836.6	27.20	26.21	0.085	0.106		

Forder closed configuration

Antenna	RF Exposure Conditions	Mode	Dist. (mm)	Test Position	Ch #.	Freq. (MHz)	Power (dBm)		1-g SAR (W/kg)		Plot No.
							Tune-up limit	Meas.	Meas.	Scaled	
Main 1 Ant	Body-worn	GPRS 2 Slots	15	Rear	190	836.6	32.00	31.34	0.317	0.369	4
				Front	190	836.6	32.00	31.34	0.117	0.136	
	Hotspot	GPRS 4 Slots	5	Rear	128	824.4	27.20	25.84	0.657	0.899	5
					190	836.6	27.20	26.21	0.660	0.829	
					251	848.8	27.20	26.21	0.628	0.789	
				Front	190	836.6	27.20	26.21	0.105	0.132	
				Edge 2	190	836.6	27.20	26.21	0.121	0.152	
				Edge 3	190	836.6	27.20	26.21	0.165	0.207	
				Edge 4	190	836.6	27.20	26.21	0.171	0.215	

10.2. GSM 1900**Forder opened configuration**

Antenna	RF Exposure Conditions	Mode	Dist. (mm)	Test Position	Ch #.	Freq. (MHz)	Power (dBm)		1-g SAR (W/kg)		Plot No.
							Tune-up limit	Meas.	Meas.	Scaled	
Main 1 Ant.	Head	GPRS 2 Slots	0	Left Touch	661	1880.0	29.00	28.10	0.043	0.053	6
				Left Tilt	661	1880.0	29.00	28.10	0.023	0.028	
				Right Touch	661	1880.0	29.00	28.10	0.049	0.061	
				Right Tilt	661	1880.0	29.00	28.10	0.016	0.020	
	Body-worn	GPRS 2 Slots	15	Rear	661	1880.0	29.00	28.10	0.435	0.535	7
				Front	661	1880.0	29.00	28.10	0.342	0.421	
	Hotspot	GPRS 4 Slots	10	Rear	661	1880.0	21.70	20.69	0.334	0.421	
				Front	661	1880.0	21.70	20.69	0.306	0.386	
				Edge 2	661	1880.0	21.70	20.69	0.032	0.041	
				Edge 3	661	1880.0	21.70	20.69	0.459	0.579	8
Edge 4				661	1880.0	21.70	20.69	0.047	0.059		
Antenna	RF Exposure Conditions	Mode	Dist. (mm)	Test Position	Ch #.	Freq. (MHz)	Power (dBm)		10-g SAR (W/kg)		Plot No.
Main 1 Ant.	Product Specific 10-g	2 slots	12	Edge 3	661	1880.0	29.00	28.10	0.545	0.671	
		4 slots	0	Edge 3	661	1880.0	23.50	22.55	0.829	1.032	9

Forder closed configuration

Antenna	RF Exposure Conditions	Mode	Dist. (mm)	Test Position	Ch #.	Freq. (MHz)	Power (dBm)		1-g SAR (W/kg)		Plot No.
							Tune-up limit	Meas.	Meas.	Scaled	
Main 1 Ant.	Body-worn	GPRS 2 Slots	15	Rear	661	1880.0	29.00	28.10	0.182	0.224	10
				Front	661	1880.0	29.00	28.10	0.057	0.071	
	Hotspot	GPRS 4 Slots	5	Rear	661	1880.0	21.70	20.69	0.471	0.594	
				Front	661	1880.0	21.70	20.69	0.238	0.300	
				Edge 2	661	1880.0	21.70	20.69	0.035	0.044	
				Edge 3	512	1850.2	21.70	20.77	0.877	1.086	11
					661	1880.0	21.70	20.69	0.715	0.902	
					810	1909.8	21.70	20.84	0.691	0.842	
Edge 4	661	1880.0	21.70	20.69	0.046	0.058					

10.3. WCDMA Band II

Forder opened configuration

Antenna	RF Exposure Conditions	Mode	Dist. (mm)	Test Position	Ch #.	Freq. (MHz)	Power (dBm)		1-g SAR (W/kg)		Plot No.
							Tune-up limit	Meas.	Meas.	Scaled	
Main 1 Ant.	Head	Rel.99 RMC	0	Left Touch	9400	1880.0	24.50	24.20	0.053	0.057	
				Left Tilt	9400	1880.0	24.50	24.20	0.035	0.038	
				Right Touch	9400	1880.0	24.50	24.20	0.083	0.089	12
				Right Tilt	9400	1880.0	24.50	24.20	0.035	0.038	
	Body-worn	Rel.99 RMC	15	Rear	9400	1880.0	24.50	24.20	0.736	0.788	13
				Front	9400	1880.0	24.50	24.20	0.515	0.551	
	Hotspot	Rel.99 RMC	10	Rear	9400	1880.0	17.50	17.25	0.328	0.347	
				Front	9400	1880.0	17.50	17.25	0.175	0.185	
				Edge 2	9400	1880.0	17.50	17.25	0.022	0.023	
				Edge 3	9400	1880.0	17.50	17.25	0.486	0.515	14
Edge 4				9400	1880.0	17.50	17.25	0.035	0.037		
Antenna	RF Exposure Conditions	Mode	Dist. (mm)	Test Position	Ch #.	Freq. (MHz)	Power (dBm)		10-g SAR (W/kg)		Plot No.
Main 1 Ant.	Product Specific 10-g	Rel.99 RMC	8	Rear	9400	1880.0	24.50	24.20	0.758	0.812	
				Edge 3	9400	1880.0	24.50	24.20	1.080	1.156	
		Rel.99 RMC	0	Rear	9400	1880.0	21.00	20.75	1.740	1.843	15
				Edge 3	9400	1880.0	21.00	20.75	1.400	1.483	

Forder closed configuration

Antenna	RF Exposure Conditions	Mode	Dist. (mm)	Test Position	Ch #.	Freq. (MHz)	Power (dBm)		1-g SAR (W/kg)		Plot No.
							Tune-up limit	Meas.	Meas.	Scaled	
Main 1 Ant.	Body-worn	Rel.99 RMC	15	Rear	9400	1880.0	24.50	24.20	0.359	0.384	16
				Front	9400	1880.0	24.50	24.20	0.139	0.149	
	Hotspot	Rel.99 RMC	5	Rear	9400	1880.0	17.50	17.25	0.462	0.489	
				Front	9400	1880.0	17.50	17.25	0.275	0.291	
				Edge 2	9400	1880.0	17.50	17.25	0.046	0.049	
				Edge 3	9262	1852.4	17.50	17.02	0.936	1.045	17
					9400	1880.0	17.50	17.25	0.922	0.977	
					9538	1907.6	17.50	17.15	0.953	1.033	
	Edge 4	9400	1880.0	17.50	17.25	0.111	0.118				

10.4. WCDMA Band IV

Forder opened configuration

Antenna	RF Exposure Conditions	Mode	Dist. (mm)	Test Position	Ch #.	Freq. (MHz)	Power (dBm)		1-g SAR (W/kg)		Plot No.
							Tune-up limit	Meas.	Meas.	Scaled	
Main 1 Ant.	Head	Rel.99 RMC	0	Left Touch	1413	1732.6	24.50	23.06	0.057	0.079	
				Left Tilt	1413	1732.6	24.50	23.06	0.024	0.033	
				Right Touch	1413	1732.6	24.50	23.06	0.128	0.178	18
				Right Tilt	1413	1732.6	24.50	23.06	0.028	0.038	
	Body-w orn	Rel.99 RMC	15	Rear	1413	1732.6	24.50	23.06	0.437	0.609	19
				Front	1413	1732.6	24.50	23.06	0.393	0.548	
	Hotspot	Rel.99 RMC	10	Rear	1413	1732.6	18.00	17.51	0.224	0.251	
				Front	1413	1732.6	18.00	17.51	0.193	0.216	
				Edge 2	1413	1732.6	18.00	17.51	0.020	0.022	
				Edge 3	1413	1732.6	18.00	17.51	0.341	0.382	20
Edge 4				1413	1732.6	18.00	17.51	0.025	0.028		
Antenna	RF Exposure Conditions	Mode	Dist. (mm)	Test Position	Ch #.	Freq. (MHz)	Power (dBm)		10-g SAR (W/kg)		Plot No.
							Tune-up limit	Meas.	Meas.	Scaled	
Main 1 Ant.	Product Specific 10-g	Rel.99 RMC	12	Edge 3	1413	1732.6	24.50	23.06	1.080	1.505	
			0	Edge 3	1413	1732.6	21.00	20.52	1.600	1.787	21

Forder closed configuration

Antenna	RF Exposure Conditions	Mode	Dist. (mm)	Test Position	Ch #.	Freq. (MHz)	Power (dBm)		1-g SAR (W/kg)		Plot No.
							Tune-up limit	Meas.	Meas.	Scaled	
Main 1 Ant.	Body-w orn	Rel.99 RMC	15	Rear	1413	1732.6	24.50	23.06	0.254	0.354	22
				Front	1413	1732.6	24.50	23.06	0.092	0.129	
	Hotspot	Rel.99 RMC	5	Rear	1413	1732.6	18.00	17.51	0.563	0.630	
				Front	1413	1732.6	18.00	17.51	0.120	0.134	
				Edge 2	1413	1732.6	18.00	17.51	0.056	0.063	
				Edge 3	1413	1732.6	18.00	17.51	0.690	0.772	23
Edge 4	1413	1732.6	18.00	17.51	0.033	0.037					

10.5. WCDMA Band V**Forder opened configuration**

Antenna	RF Exposure Conditions	Mode	Dist. (mm)	Test Position	Ch #.	Freq. (MHz)	Power (dBm)		1-g SAR (W/kg)		Plot No.
							Tune-up limit	Meas.	Meas.	Scaled	
Main 1 Ant.	Head	Rel.99 RMC	0	Left Touch	4183	836.6	25.00	24.03	0.178	0.223	
				Left Tilt	4183	836.6	25.00	24.03	0.092	0.115	
				Right Touch	4183	836.6	25.00	24.03	0.256	0.320	24
				Right Tilt	4183	836.6	25.00	24.03	0.118	0.148	
	Body-worn	Rel.99 RMC	15	Rear	4183	836.6	25.00	24.03	0.177	0.221	
				Front	4183	836.6	25.00	24.03	0.199	0.249	25
	Hotspot	Rel.99 RMC	10	Rear	4183	836.6	23.50	22.91	0.299	0.343	26
				Front	4183	836.6	23.50	22.91	0.179	0.205	
				Edge 2	4183	836.6	23.50	22.91	0.198	0.227	
				Edge 3	4183	836.6	23.50	22.91	0.102	0.117	
Edge 4				4183	836.6	23.50	22.91	0.100	0.114		

Forder closed configuration

Antenna	RF Exposure Conditions	Mode	Dist. (mm)	Test Position	Ch #.	Freq. (MHz)	Power (dBm)		1-g SAR (W/kg)		Plot No.
							Tune-up limit	Meas.	Meas.	Scaled	
Main 1 Ant.	Body-worn	Rel.99 RMC	15	Rear	4183	836.6	25.00	24.03	0.179	0.224	27
				Front	4183	836.6	25.00	24.03	0.098	0.122	
	Hotspot	Rel.99 RMC	5	Rear	4132	826.4	23.50	22.74	0.661	0.787	
					4183	836.6	23.50	22.91	0.703	0.805	
					4233	846.6	23.50	22.80	0.686	0.806	28
				Front	4183	836.6	23.50	22.91	0.134	0.153	
				Edge 2	4183	836.6	23.50	22.91	0.108	0.124	
				Edge 3	4183	836.6	23.50	22.91	0.168	0.192	
Edge 4	4183	836.6	23.50	22.91	0.160	0.183					

10.6. LTE Band 4 (Sub.5 Ant.) (20MHz Bandwidth)

Forder opened configuration

Antenna	RF Exposure Conditions	Mode	Dist. (mm)	Test Position	Ch #.	Freq. (MHz)	RB Allocation	RB offset	Power (dBm)		1-g SAR (W/kg)		Plot No.
									Tune-up limit	Meas.	Meas.	Scaled	
Sub.5 Ant.	Head	QPSK	0	Left Touch	20175	1732.5	1	49	18.50	17.36	0.522	0.679	29
							50	24	18.50	17.33	0.518	0.678	
				Left Tilt	20175	1732.5	1	49	18.50	17.36	0.120	0.156	
							50	24	18.50	17.33	0.125	0.164	
				Right Touch	20175	1732.5	1	49	18.50	17.36	0.207	0.269	
							50	24	18.50	17.33	0.222	0.291	
	Right Tilt	20175	1732.5	1	49	18.50	17.36	0.051	0.066				
				50	24	18.50	17.33	0.050	0.065				
	Body-worn	QPSK	15	Rear	20175	1732.5	1	49	20.50	19.90	0.088	0.101	30
							50	24	20.50	20.09	0.087	0.095	
				Front	20175	1732.5	1	49	20.50	19.90	0.083	0.096	
							50	24	20.50	20.09	0.084	0.092	
	Hotspot	QPSK	10	Rear	20175	1732.5	1	49	18.50	17.35	0.153	0.199	
							50	24	18.50	17.33	0.153	0.200	
				Front	20175	1732.5	1	49	18.50	17.35	0.127	0.166	
							50	24	18.50	17.33	0.128	0.168	
				Edge 1	20175	1732.5	1	49	18.50	17.35	0.009	0.011	
							50	24	18.50	17.33	0.009	0.012	
Edge 2				20175	1732.5	1	49	18.50	17.35	0.291	0.379	31	
						50	24	18.50	17.33	0.287	0.376		

Forder closed configuration

Antenna	RF Exposure Conditions	Mode	Dist. (mm)	Test Position	Ch #.	Freq. (MHz)	RB Allocation	RB offset	Power (dBm)		1-g SAR (W/kg)		Plot No.
									Tune-up limit	Meas.	Meas.	Scaled	
Sub.5 Ant.	Body-worn	QPSK	15	Rear	20175	1732.5	1	49	20.50	19.90	0.012	0.014	
							50	24	20.50	20.09	0.012	0.013	
				Front	20175	1732.5	1	49	20.50	19.90	0.110	0.126	32
							50	24	20.50	20.09	0.109	0.120	
	Hotspot	QPSK	10	Rear	20175	1732.5	1	49	18.50	17.35	0.029	0.037	
							50	24	18.50	17.33	0.027	0.036	
				Front	20175	1732.5	1	49	18.50	17.35	0.429	0.559	
							50	24	18.50	17.33	0.418	0.547	
				Edge 1	20175	1732.5	1	49	18.50	17.35	0.011	0.014	
							50	24	18.50	17.33	0.011	0.015	
				Edge 2	20175	1732.5	1	49	18.50	17.35	0.940	1.225	33
							50	24	18.50	17.33	0.922	1.207	
100	0	18.50	17.28				0.843	1.116					
Edge 3	20175	1732.5	1	49	18.50	17.35	0.032	0.041					
			50	24	18.50	17.33	0.028	0.037					

10.7. LTE Band 5 (10MHz Bandwidth)

For order opened configuration

Antenna	RF Exposure Conditions	Mode	Dist. (mm)	Test Position	Ch #.	Freq. (MHz)	RB Allocation	RB offset	Power (dBm)		1-g SAR (W/kg)		Plot No.
									Tune-up limit	Meas.	Meas.	Scaled	
Main 1 Ant.	Head	QPSK	0	Left Touch	20525	836.5	1	0	25.50	24.50	0.212	0.267	
							25	0	24.50	23.45	0.179	0.228	
				Left Tilt	20525	836.5	1	0	25.50	24.50	0.127	0.160	
							25	0	24.50	23.45	0.099	0.126	
				Right Touch	20525	836.5	1	0	25.50	24.50	0.269	0.338	34
							25	0	24.50	23.45	0.218	0.277	
	Right Tilt	20525	836.5	1	0	25.50	24.50	0.137	0.172				
				25	0	24.50	23.45	0.111	0.141				
	Body-worn	QPSK	15	Rear	20525	836.5	1	0	25.50	24.50	0.222	0.279	
							25	0	24.50	23.45	0.178	0.226	
				Front	20525	836.5	1	0	25.50	24.50	0.251	0.316	35
							25	0	24.50	23.45	0.198	0.252	
	Hotspot	QPSK	10	Rear	20525	836.5	1	0	24.50	23.76	0.448	0.531	36
							25	0	24.50	23.70	0.367	0.441	
				Front	20525	836.5	1	0	24.50	23.76	0.241	0.286	
							25	0	24.50	23.70	0.196	0.236	
				Edge 2	20525	836.5	1	0	24.50	23.76	0.307	0.364	
							25	0	24.50	23.70	0.240	0.289	
				Edge 3	20525	836.5	1	0	24.50	23.76	0.110	0.130	
							25	0	24.50	23.70	0.096	0.115	
Edge 4				20525	836.5	1	0	24.50	23.76	0.154	0.183		
						25	0	24.50	23.70	0.120	0.144		

For order closed configuration

Antenna	RF Exposure Conditions	Mode	Dist. (mm)	Test Position	Ch #.	Freq. (MHz)	RB Allocation	RB offset	Power (dBm)		1-g SAR (W/kg)		Plot No.
									Tune-up limit	Meas.	Meas.	Scaled	
Main 1 Ant.	Body-worn	QPSK	15	Rear	20525	836.5	1	0	25.50	24.50	0.399	0.502	37
							25	0	24.50	23.45	0.309	0.393	
				Front	20525	836.5	1	0	25.50	24.50	0.120	0.151	
							25	0	24.50	23.45	0.093	0.118	
	Hotspot	QPSK	5	Rear	20525	836.5	1	0	24.50	23.76	0.848	1.006	
							25	0	24.50	23.70	0.856	1.029	38
				Front	20525	836.5	1	0	24.50	23.76	0.181	0.215	
							25	0	24.50	23.70	0.191	0.230	
				Edge 2	20525	836.5	1	0	24.50	23.76	0.130	0.154	
							25	0	24.50	23.70	0.136	0.164	
	Edge 3	20525	836.5	1	0	24.50	23.76	0.233	0.276				
				25	0	24.50	23.70	0.237	0.285				
	Edge 4	20525	836.5	1	0	24.50	23.76	0.200	0.237				
				25	0	24.50	23.70	0.200	0.240				

10.8. LTE Band 12 (10MHz Bandwidth)**Forder opened configuration**

Antenna	RF Exposure Conditions	Mode	Dist. (mm)	Test Position	Ch #.	Freq. (MHz)	RB Allocation	RB offset	Power (dBm)		1-g SAR (W/kg)		Plot No.		
									Tune-up limit	Meas.	Meas.	Scaled			
Main 1 Ant.	Head	QPSK	0	Left Touch	23095	707.5	1	0	25.00	23.82	0.238	0.312			
							25	0	24.00	22.71	0.177	0.238			
				Left Tilt	23095	707.5	1	0	25.00	23.82	0.106	0.139			
							25	0	24.00	22.71	0.075	0.101			
				Right Touch	23095	707.5	1	0	25.00	23.82	0.232	0.304	39		
							25	0	24.00	22.71	0.167	0.225			
			Right Tilt	23095	707.5	1	0	25.00	23.82	0.092	0.121				
						25	0	24.00	22.71	0.065	0.087				
			Body-w orn	QPSK	15	Rear	23095	707.5	1	0	25.00	23.82	0.213	0.279	
									25	0	24.00	22.71	0.174	0.234	
						Front	23095	707.5	1	0	25.00	23.82	0.222	0.291	40
									25	0	24.00	22.71	0.183	0.246	
	Hotspot	QPSK	10	Rear	23095	707.5	1	0	25.00	23.82	0.237	0.311			
							25	0	24.00	22.71	0.182	0.245			
				Front	23095	707.5	1	0	25.00	23.82	0.231	0.303			
							25	0	24.00	22.71	0.187	0.252			
				Edge 2	23095	707.5	1	0	25.00	23.82	0.229	0.300			
							25	0	24.00	22.71	0.185	0.249			
				Edge 3	23095	707.5	1	0	25.00	23.82	0.037	0.048			
							25	0	24.00	22.71	0.033	0.044			
				Edge 4	23095	707.5	1	0	25.00	23.82	0.248	0.325	41		
							25	0	24.00	22.71	0.202	0.272			

Forder closed configuration

Antenna	RF Exposure Conditions	Mode	Dist. (mm)	Test Position	Ch #.	Freq. (MHz)	RB Allocation	RB offset	Power (dBm)		1-g SAR (W/kg)		Plot No.
									Tune-up limit	Meas.	Meas.	Scaled	
Main 1 Ant.	Body-w orn	QPSK	15	Rear	23095	707.5	1	0	25.00	23.82	0.220	0.288	42
							25	0	24.00	22.71	0.154	0.207	
				Front	23095	707.5	1	0	25.00	23.82	0.053	0.070	
							25	0	24.00	22.71	0.036	0.048	
	Hotspot	QPSK	5	Rear	23095	707.5	1	0	25.00	23.82	0.641	0.841	43
							25	0	24.00	22.71	0.468	0.630	
				Front	23095	707.5	1	0	25.00	23.82	0.144	0.189	
							25	0	24.00	22.71	0.093	0.124	
				Edge 2	23095	707.5	1	0	25.00	23.82	0.093	0.122	
							25	0	24.00	22.71	0.078	0.105	
				Edge 3	23095	707.5	1	0	25.00	23.82	0.132	0.173	
							25	0	24.00	22.71	0.099	0.133	
				Edge 4	23095	707.5	1	0	25.00	23.82	0.166	0.218	
							25	0	24.00	22.71	0.114	0.153	

10.9. LTE Band 13 (10MHz Bandwidth)

Forder opened configuration

Antenna	RF Exposure Conditions	Mode	Dist. (mm)	Test Position	Ch #.	Freq. (MHz)	RB Allocation	RB offset	Power (dBm)		1-g SAR (W/kg)		Plot No.
									Tune-up limit	Meas.	Meas.	Scaled	
Main 1 Ant.	Head	QPSK	0	Left Touch	23230	782.0	1	0	25.00	23.93	0.180	0.230	
							25	0	24.00	22.90	0.144	0.186	
				Left Tilt	23230	782.0	1	0	25.00	23.93	0.086	0.109	
							25	0	24.00	22.90	0.072	0.092	
				Right Touch	23230	782.0	1	0	25.00	23.93	0.212	0.271	44
							25	0	24.00	22.90	0.169	0.218	
	Right Tilt	23230	782.0	1	0	25.00	23.93	0.098	0.125				
				25	0	24.00	22.90	0.077	0.100				
	Body-w orn	QPSK	15	Rear	23230	782.0	1	0	25.00	23.93	0.139	0.178	
							25	0	24.00	22.90	0.128	0.165	
				Front	23230	782.0	1	0	25.00	23.93	0.161	0.206	45
							25	0	24.00	22.90	0.144	0.186	
	Hotspot	QPSK	10	Rear	23230	782.0	1	0	25.00	23.93	0.342	0.437	46
							25	0	24.00	22.90	0.276	0.356	
				Front	23230	782.0	1	0	25.00	23.93	0.234	0.299	
							25	0	24.00	22.90	0.190	0.245	
				Edge 2	23230	782.0	1	0	25.00	23.93	0.252	0.322	
							25	0	24.00	22.90	0.214	0.276	
				Edge 3	23230	782.0	1	0	25.00	23.93	0.082	0.105	
							25	0	24.00	22.90	0.068	0.088	
Edge 4				23230	782.0	1	0	25.00	23.93	0.139	0.178		
						25	0	24.00	22.90	0.131	0.169		

Forder closed configuration

Antenna	RF Exposure Conditions	Mode	Dist. (mm)	Test Position	Ch #.	Freq. (MHz)	RB Allocation	RB offset	Power (dBm)		1-g SAR (W/kg)		Plot No.
									Tune-up limit	Meas.	Meas.	Scaled	
Main 1 Ant.	Body-w orn	QPSK	15	Rear	23230	782.0	1	0	25.00	23.93	0.209	0.267	47
							25	0	24.00	22.90	0.170	0.219	
				Front	23230	782.0	1	0	25.00	23.93	0.044	0.056	
							25	0	24.00	22.90	0.037	0.047	
	Hotspot	QPSK	5	Rear	23230	782.0	1	0	25.00	23.93	0.780	0.997	48
							25	0	24.00	22.90	0.641	0.826	
							50	0	24.00	22.78	0.624	0.826	
				Front	23230	782.0	1	0	25.00	23.93	0.078	0.100	
							25	0	24.00	22.90	0.065	0.083	
				Edge 2	23230	782.0	1	0	25.00	23.93	0.079	0.101	
	25	0	24.00				22.90	0.060	0.077				
	Edge 3	23230	782.0	1	0	25.00	23.93	0.135	0.173				
				25	0	24.00	22.90	0.106	0.137				
	Edge 4	23230	782.0	1	0	25.00	23.93	0.132	0.169				
25				0	24.00	22.90	0.108	0.139					

10.10. LTE Band 25 (20MHz Bandwidth)

Forder opened configuration

Antenna	RF Exposure Conditions	Mode	Dist. (mm)	Test Position	Ch #.	Freq. (MHz)	RB Allocation	RB offset	Power (dBm)		1-g SAR (W/kg)		Plot No.			
									Tune-up limit	Meas.	Meas.	Scaled				
Main 1 Ant.	Head	QPSK	0	Left Touch	26590	1905.0	1	49	24.50	23.92	0.063	0.072				
							50	50	23.50	22.98	0.050	0.057				
				Left Tilt	26590	1905.0	1	49	24.50	23.92	0.019	0.022				
							50	50	23.50	22.98	0.019	0.022				
				Right Touch	26590	1905.0	1	49	24.50	23.92	0.074	0.084	49			
							50	50	23.50	22.98	0.061	0.069				
				Right Tilt	26590	1905.0	1	49	24.50	23.92	0.048	0.054				
							50	50	23.50	22.98	0.031	0.035				
	Body-worn	QPSK	15	Rear	26590	1905.0	1	49	24.50	23.92	0.648	0.740	50			
							50	50	23.50	22.98	0.568	0.640				
				Front	26590	1905.0	1	49	24.50	23.92	0.470	0.537				
							50	50	23.50	22.98	0.401	0.452				
	Hotspot	QPSK	10	Rear	26590	1905.0	1	49	17.50	16.99	0.242	0.272				
							50	50	17.50	17.11	0.246	0.269				
				Front	26590	1905.0	1	49	17.50	16.99	0.200	0.225				
							50	50	17.50	17.11	0.204	0.223				
				Edge 2	26590	1905.0	1	49	17.50	16.99	0.021	0.024				
							50	50	17.50	17.11	0.020	0.022				
				Edge 3	26590	1905.0	1	49	17.50	16.99	0.375	0.422	51			
							50	50	17.50	17.11	0.382	0.418				
Edge 4				26590	1905.0	1	49	17.50	16.99	0.050	0.056					
						50	50	17.50	17.11	0.046	0.051					
Antenna				RF Exposure Conditions	Mode	Dist. (mm)	Test Position	Ch #.	Freq. (MHz)	RB Allocation	RB offset	Power (dBm)		1-g SAR (W/kg)		Plot No.
Main 1 Ant.				Product Specific 10-g	QPSK	8	Rear	26590	1905.0	1	49	24.50	23.92	0.940	1.074	
	50	50	23.50							22.98	0.811	0.914				
	12	Edge 3	26590			1905.0	1	49	24.50	23.92	1.110	1.268				
							50	50	23.50	22.98	0.905	1.020				
	QPSK	0	Rear			26590	1905.0	1	49	20.50	19.77	1.460	1.727			
								50	50	20.50	19.72	1.490	1.783			
	0	Edge 3	26590		1905.0	1	49	20.50	19.77	1.440	1.704					
						50	50	20.50	19.72	1.530	1.831		52			

Forder closed configuration

Antenna	RF Exposure Conditions	Mode	Dist. (mm)	Test Position	Ch #.	Freq. (MHz)	RB Allocation	RB offset	Power (dBm)		1-g SAR (W/kg)		Plot No.			
									Tune-up limit	Meas.	Meas.	Scaled				
Main 1 Ant.	Body-worn	QPSK	15	Rear	26590	1905.0	1	49	24.50	23.92	0.332	0.379	53			
							50	50	23.50	22.98	0.253	0.285				
				Front	26590	1905.0	1	49	24.50	23.92	0.318	0.363				
							50	50	23.50	22.98	0.198	0.223				
				Hotspot	QPSK	5	Rear	26590	1905.0	1	49	17.50	16.99	0.293	0.330	
										50	50	17.50	17.11	0.273	0.299	
	Front	26590	1905.0				1	49	17.50	16.99	0.238	0.268				
							50	50	17.50	17.11	0.245	0.268				
	Edge 2	26590	1905.0				1	49	17.50	16.99	0.018	0.021				
							50	50	17.50	17.11	0.015	0.016				
	Edge 3	26140	1860.0				1	49	17.50	16.84	0.926	1.078	54			
							50	50	17.50	16.94	0.896	1.019				
		26365	1882.5				1	49	17.50	16.97	0.871	0.984				
							50	50	17.50	16.94	0.865	0.984				
		26590	1905.0				1	49	17.50	16.99	0.869	0.977				
							50	50	17.50	17.11	0.857	0.938				
	100	0	17.50				16.89	0.849	0.977							
	Edge 4	26590	1905.0				1	49	17.50	16.99	0.066	0.075				
				50	50	17.50	17.11	0.061	0.067							

10.11. LTE Band 26 (15MHz Bandwidth)

Forder opened configuration

Antenna	RF Exposure Conditions	Mode	Dist. (mm)	Test Position	Ch #.	Freq. (MHz)	RB Allocation	RB offset	Power (dBm)		1-g SAR (W/kg)		Plot No.
									Tune-up limit	Meas.	Meas.	Scaled	
Main 1 Ant.	Head	QPSK	0	Left Touch	26865	831.5	1	0	25.00	23.74	0.166	0.222	
							36	0	24.00	22.62	0.129	0.177	
				Left Tilt	26865	831.5	1	0	25.00	23.74	0.100	0.133	
							36	0	24.00	22.62	0.079	0.109	
				Right Touch	26865	831.5	1	0	25.00	23.74	0.180	0.240	55
							36	0	24.00	22.62	0.158	0.217	
	Right Tilt	26865	831.5	1	0	25.00	23.74	0.085	0.114				
				36	0	24.00	22.62	0.073	0.101				
	Body-w orn	QPSK	15	Rear	26865	831.5	1	0	25.00	23.74	0.181	0.242	
							36	0	24.00	22.62	0.136	0.187	
				Front	26865	831.5	1	0	25.00	23.74	0.186	0.248	56
							36	0	24.00	22.62	0.142	0.195	
	Hotspot	QPSK	10	Rear	26865	831.5	1	0	25.00	23.74	0.295	0.394	57
							36	0	24.00	22.62	0.238	0.327	
				Front	26865	831.5	1	0	25.00	23.74	0.191	0.255	
							36	0	24.00	22.62	0.140	0.192	
				Edge 2	26865	831.5	1	0	25.00	23.74	0.233	0.311	
							36	0	24.00	22.62	0.176	0.242	
				Edge 3	26865	831.5	1	0	25.00	23.74	0.132	0.176	
							36	0	24.00	22.62	0.105	0.144	
				Edge 4	26865	831.5	1	0	25.00	23.74	0.089	0.118	
							36	0	24.00	22.62	0.071	0.098	

Forder closed configuration

Antenna	RF Exposure Conditions	Mode	Dist. (mm)	Test Position	Ch #.	Freq. (MHz)	RB Allocation	RB offset	Power (dBm)		1-g SAR (W/kg)		Plot No.
									Tune-up limit	Meas.	Meas.	Scaled	
Main 1 Ant.	Body-w orn	QPSK	15	Rear	26865	831.5	1	0	25.00	23.74	0.272	0.363	58
							36	0	24.00	22.62	0.217	0.298	
				Front	26865	831.5	1	0	25.00	23.74	0.088	0.118	
							36	0	24.00	22.62	0.073	0.100	
	Hotspot	QPSK	5	Rear	26865	831.5	1	0	25.00	23.74	0.833	1.112	59
							36	0	24.00	22.62	0.662	0.909	
							75	0	24.00	22.53	0.643	0.902	
				Front	26865	831.5	1	0	25.00	23.74	0.220	0.294	
							36	0	24.00	22.62	0.176	0.242	
				Edge 2	26865	831.5	1	0	25.00	23.74	0.127	0.170	
							36	0	24.00	22.62	0.102	0.140	
				Edge 3	26865	831.5	1	0	25.00	23.74	0.267	0.357	
							36	0	24.00	22.62	0.226	0.310	
				Edge 4	26865	831.5	1	0	25.00	23.74	0.167	0.223	
							36	0	24.00	22.62	0.134	0.184	

10.12. LTE Band 41 (20MHz Bandwidth)

Forder opened configuration

Antenna	RF Exposure Conditions	Mode	Dist. (mm)	Test Position	Ch #.	Freq. (MHz)	RB Allocation	RB offset	Power (dBm)		1-g SAR (W/kg)		Plot No.	
									Tune-up limit	Meas.	Meas.	Scaled		
Main 2 Ant.	Head	QPSK	0	Left Touch	40620	2593.0	1	49	25.00	23.56	0.054	0.075	60	
							50	24	24.00	22.61	0.041	0.056		
				Left Tilt	40620	2593.0	1	49	25.00	23.56	0.015	0.020		
							50	24	24.00	22.61	0.011	0.014		
				Right Touch	40620	2593.0	1	49	25.00	23.56	0.019	0.026		
							50	24	24.00	22.61	0.011	0.015		
				Right Tilt	40620	2593.0	1	49	25.00	23.56	0.023	0.031		
							50	24	24.00	22.61	0.016	0.022		
	Body-w orn	QPSK	15	Rear	40620	2593.0	1	49	25.00	23.56	0.306	0.426	61	
							50	24	24.00	22.61	0.222	0.306		
				Front	40620	2593.0	1	49	25.00	23.56	0.198	0.276		
							50	24	24.00	22.61	0.159	0.219		
	Hotspot	QPSK	10	Rear	40620	2593.0	1	49	19.40	18.29	0.172	0.222		
							50	50	19.40	18.26	0.172	0.224		
				Front	40620	2593.0	1	49	19.40	18.29	0.146	0.189		
							50	50	19.40	18.26	0.147	0.191		
Edge 3				40620	2593.0	1	49	19.40	18.29	0.419	0.541			
						50	50	19.40	18.26	0.408	0.530			
Edge 4				40620	2593.0	1	49	19.40	18.29	0.052	0.067			
						50	50	19.40	18.26	0.050	0.065			
Antenna	RF Exposure Conditions	Mode	Dist. (mm)	Test Position	Ch #.	Freq. (MHz)	RB Allocation	RB offset	Power (dBm)		10-g SAR (W/kg)		Plot No.	
Main 2 Ant.	Product Specific 10-g	QPSK	12	Edge 3	40620	2593.0	1	49	25.00	23.56	0.412	0.574		
							50	24	24.00	22.61	0.312	0.430		
			0	Edge 3	40620	2593.0	1	49	23.00	21.56	0.992	1.382		
							50	24	23.00	21.50	1.020	1.441	63	

Forder closed configuration

Antenna	RF Exposure Conditions	Mode	Dist. (mm)	Test Position	Ch #.	Freq. (MHz)	RB Allocation	RB offset	Power (dBm)		1-g SAR (W/kg)		Plot No.	
									Tune-up limit	Meas.	Meas.	Scaled		
Main 2 Ant.	Body-w orn	QPSK	15	Rear	40620	2593.0	1	49	25.00	23.56	0.233	0.325	64	
							50	24	24.00	22.61	0.184	0.253		
				Front	40620	2593.0	1	49	25.00	23.56	0.019	0.026		
							50	24	24.00	22.61	0.014	0.019		
	Hotspot	QPSK	5	Rear	40620	2593.0	1	49	19.40	18.29	0.317	0.409		
							50	50	19.40	18.26	0.314	0.408		
				Front	40620	2593.0	1	49	19.40	18.29	0.029	0.038		
							50	50	19.40	18.26	0.030	0.038		
				Edge 3	39750	2506.0	1	49	19.40	17.66	0.532	0.794		
							50	50	19.40	17.72	0.539	0.794		
					40185	2549.5	1	49	19.40	17.92	0.717	1.008		
							50	50	19.40	17.86	0.705	1.005		
					40620	2593.0	1	49	19.40	18.29	0.721	0.931		
							50	50	19.40	18.26	0.729	0.948		
				100	0	19.40	18.02	0.717	0.985					
				41055	2636.5	1	49	19.40	17.82	0.705	1.014			
50	50	19.40	17.73			0.708	1.040	65						
41490	2680.0	1	49	19.40	18.16	0.751	0.999							
		50	50	19.40	18.20	0.740	0.976							
Edge 4	40620	2593.0	1	49	19.40	18.29	0.137	0.177						
			50	50	19.40	18.26	0.136	0.177						

LTE Band 41 (20MHz Bandwidth) (Continued)

LTE Band 41 Power Class 2

Forder opened configuration

Antenna	RF Exposure Conditions	Mode	Dist. (mm)	Test Position	Ch #.	Freq. (MHz)	RB Allocation	RB offset	Power (dBm)		1-g SAR (W/kg)		10-g SAR (W/kg)		Plot No.
									Tune-up limit	Meas.	Meas.	Scaled	Meas.	Scaled	
Main 2 Ant.	Head	QPSK	0	Left Touch	40620	2593.0	1	49	26.70	25.34	0.025	0.034			
	Body-worn	QPSK	15	Rear	40620	2593.0	1	49	26.70	25.34	0.174	0.238			
	Hotspot	QPSK	10	Rear	40620	2593.0	50	24	21.00	19.39	0.391	0.566			62
	Product Specific 10-g	QPSK	0	Edge 3	40620	2593.0	50	24	24.60	23.67			0.597	0.740	

Forder Closed configuration

Antenna	RF Exposure Conditions	Mode	Dist. (mm)	Test Position	Ch #.	Freq. (MHz)	RB Allocation	RB offset	Power (dBm)		1-g SAR (W/kg)		10-g SAR (W/kg)	
									Tune-up limit	Meas.	Meas.	Scaled	Meas.	Scaled
Main 2 Ant.	Body-worn	QPSK	15	Rear	40620	2593.0	1	49	26.70	25.34	0.233	0.319		
	Hotspot	QPSK	5	Edge 3	41055	2636.5	50	24	21.00	19.53	0.692	0.971		

From May 2017 TCB workshop, SAR tested were performed using Power Class 3. SAR test for Power Class 2 is tested using the highest SAR test configuration in Power Class 3 for each LTE configuration and exposure condition combination. According to the highest time averaged power for UL-DL configurations, configuration # 1 with duty cycle 43.3% is used for Power Class 2 SAR test.

Additional SAR testing for Power Class 2 is not required when:

- The reported SAR vs. output power can be linearly scaled with < 10% discrepancy between power classes and all reported SAR are < 1.4 or 3.5 W/kg (1-g or 10-g respectively)

Reported SAR vs. Output power linearly scaled

Forder opened configuration

Antenna	RF Exposure Conditions	Power Class 2				Power Class 3				PC2 linearly scaled Reported SAR (W/kg)	Linearly scaled (<10%)
		Duty Cycle (%)	Tune-up Power (dBm)	Fram Avg. Power (dBm)	Reported SAR (W/kg)	Duty Cycle	Tune-up Power (dBm)	Fram Avg. Power (dBm)	Reported SAR (W/kg)		
Main 2 Ant.	Head	43.3	26.7	202.5	0.034	63.3	25.0	200.2	0.075	0.076	-55.2
	Body-worn	43.3	26.7	202.5	0.238	63.3	25.0	200.2	0.426	0.431	-44.8
	Hotspot	43.3	21.0	54.5	0.566	63.3	19.4	55.1	0.541	0.535	5.8
	Product Specific 10-g	43.3	24.6	124.9	0.74	63.3	23.0	126.3	1.441	1.425	-48.1

Forder Closed configuration

Antenna	RF Exposure Conditions	Power Class 2				Power Class 3				PC2 linearly scaled Reported SAR (W/kg)	Linearly scaled (<10%)
		Duty Cycle (%)	Tune-up Power (dBm)	Fram Avg. Power (dBm)	Reported SAR (W/kg)	Duty Cycle	Tune-up Power (dBm)	Fram Avg. Power (dBm)	Reported SAR (W/kg)		
Main 2 Ant.	Body-worn	43.3	26.7	202.5	0.319	63.3	25.0	200.2	0.325	0.329	-3.0
	Hotspot	43.3	21.0	54.5	0.971	63.3	19.4	55.1	1.040	1.028	-5.6

Note(s):

SAR test for Power Class 2 is not required base on the reported SAR < 1.4 or 3.5 W/kg (1-g or 10-g respectively) and reported SAR vs. output power linearly scaled < 10%.

10.13. LTE Band 66 (20MHz Bandwidth)

Forder opened configuration

Antenna	RF Exposure Conditions	Mode	Dist. (mm)	Test Position	Ch #.	Freq. (MHz)	RB Allocation	RB offset	Power (dBm)		1-g SAR (W/kg)		Plot No.				
									Tune-up limit	Meas.	Meas.	Scaled					
Main 1 Ant.	Head	QPSK	0	Left Touch	132322	1745.0	1	49	24.50	23.03	0.032	0.044	66				
							50	24	22.50	21.08	0.024	0.033					
				Left Tilt	132322	1745.0	1	49	24.50	23.03	0.013	0.018					
							50	24	22.50	21.08	0.009	0.013					
				Right Touch	132322	1745.0	1	49	24.50	23.03	0.080	0.112					
							50	24	22.50	21.08	0.062	0.086					
				Right Tilt	132322	1745.0	1	49	24.50	23.03	0.034	0.047					
							50	24	22.50	21.08	0.024	0.033					
	Body-w orn	QPSK	15	Rear	132072	1720.0	1	49	24.50	22.99	0.674	0.954	67				
							50	24	22.50	21.08	0.317	0.440					
							132322	1745.0	1	49	24.50	23.03		0.702	0.985		
				Front	132322	1745.0	1	49	24.50	23.03	0.680	1.006					
							50	24	22.50	21.08	0.558	0.783					
							132572	1770.0	1	49	24.50	22.80		0.680	1.006		
	Hotspot	QPSK	10	Rear	132322	1745.0	1	49	18.00	17.04	0.216	0.269	68				
							50	24	18.00	17.09	0.210	0.259					
				Front	132322	1745.0	1	49	18.00	17.04	0.166	0.207					
							50	24	18.00	17.09	0.170	0.210					
				Edge 2	132322	1745.0	1	49	18.00	17.04	0.022	0.028					
							50	24	18.00	17.09	0.023	0.028					
				Edge 3	132322	1745.0	1	49	18.00	17.04	0.402	0.501					
							50	24	18.00	17.09	0.396	0.488					
				Edge 4	132322	1745.0	1	49	18.00	17.04	0.027	0.034					
							50	24	18.00	17.09	0.026	0.032					
Antenna				RF Exposure Conditions	Mode	Dist. (mm)	Test Position	Ch #.	Freq. (MHz)	RB Allocation	RB offset	Power (dBm)		10-g SAR (W/kg)		Plot No.	
												Tune-up limit		Meas.	Meas.		Scaled
Main 1 Ant.	Product Specific 10-g	QPSK	8	Rear	132322	1745.0	1	49	24.50	23.03	0.952	1.335					
							50	24	22.50	21.08	0.757	1.050					
							12	Edge 3	132322	1745.0	1	49		24.50	23.03	0.961	1.348
											50	24		22.50	21.08	0.325	0.451
		QPSK	0	Rear	132322	1745.0	1	49	20.50	19.31	1.320	1.736	69				
							50	24	20.50	19.33	1.350	1.767					
							1	49	20.50	19.31	1.470	1.933					
							0	Edge 3	132322	1745.0	1	49		20.50	19.33	1.470	1.924
											50	24		20.50	19.33	1.470	1.924

Forder closed configuration

Antenna	RF Exposure Conditions	Mode	Dist. (mm)	Test Position	Ch #.	Freq. (MHz)	RB Allocation	RB offset	Power (dBm)		1-g SAR (W/kg)		Plot No.				
									Tune-up limit	Meas.	Meas.	Scaled					
Main 1 Ant.	Body-w orn	QPSK	15	Rear	132322	1745.0	1	49	24.50	23.03	0.247	0.346	70				
							50	24	22.50	21.08	0.198	0.275					
				Front	132322	1745.0	1	49	24.50	23.03	0.099	0.139					
							50	24	22.50	21.08	0.078	0.108					
				Hotspot	QPSK	5	Rear	132322	1745.0	1	49	18.00		17.04	0.496	0.619	71
										50	24	18.00		17.09	0.484	0.597	
							Front	132322	1745.0	1	49	18.00		17.04	0.109	0.136	
										50	24	18.00		17.09	0.104	0.128	
	Edge 2	132322	1745.0				1	49	18.00	17.04	0.042	0.052					
							50	24	18.00	17.09	0.040	0.049					
	Edge 3	132072	1720.0				1	49	18.00	17.01	0.726	0.912					
							50	24	18.00	17.06	0.731	0.908					
							100	0	18.00	16.95	0.718	0.914					
		132322	1745.0				1	49	18.00	17.04	0.864	1.078					
							50	24	18.00	17.09	0.843	1.040					
							132572	1770.0	1	49	18.00	16.84	0.799	1.044			
	Edge 4	132322	1745.0				1	49	18.00	17.04	0.056	0.069					
							50	24	18.00	17.09	0.036	0.044					

10.14. NR Band n5 (20MHz Bandwidth)

Forder opened configuration

Antenna	RF Exposure Conditions	Modulation	Mode	Dist. (mm)	Test Position	Ch #.	Freq. (MHz)	RB Allocation	RB offset	Power (dBm)		1-g SAR (W/kg)		Plot No.		
										Tune-up limit	Meas.	Meas.	Scaled			
Main 1 Ant.	Head	DFT-s-OFDM	QPSK	0	Left Touch	167300	836.5	1	1	25.00	24.11	0.160	0.196			
								50	25	25.00	24.04	0.171	0.213			
					Left Tilt	167300	836.5	1	1	25.00	24.11	0.094	0.115			
								50	25	25.00	24.04	0.098	0.123			
					Right Touch	167300	836.5	1	1	25.00	24.11	0.197	0.242			
								50	25	25.00	24.04	0.216	0.269	72		
	Right Tilt	167300	836.5	1	1	25.00	24.11	0.093	0.114							
	50	25	25.00	24.04	0.098	0.122										
	CP-OFDM	QPSK	0	Right Touch	167300	836.5	1	1	23.50	22.59	0.133	0.164				
	Body-worn	DFT-s-OFDM	QPSK	15	Rear	167300	836.5	1	1	25.00	24.11	0.146	0.179			
					50	25	25.00	24.04	0.138	0.172						
					Front	167300	836.5	1	1	25.00	24.11	0.144	0.177			
	50	25	25.00	24.04	0.147	0.183	73									
	CP-OFDM	QPSK	15	Front	167300	836.5	1	1	23.50	22.59	0.132	0.163				
	Hotspot	DFT-s-OFDM	QPSK	10	Rear	167300	836.5	1	1	25.00	24.11	0.227	0.279			
								50	25	25.00	24.04	0.259	0.323	74		
					Front	167300	836.5	1	1	25.00	24.11	0.156	0.191			
								50	25	25.00	24.04	0.164	0.205			
					Edge 2	167300	836.5	1	1	25.00	24.11	0.192	0.236			
								50	25	25.00	24.04	0.194	0.242			
					Edge 3	167300	836.5	1	1	25.00	24.11	0.100	0.123			
50								25	25.00	24.04	0.115	0.143				
Edge 4					167300	836.5	1	1	25.00	24.11	0.087	0.107				
							50	25	25.00	24.04	0.086	0.108				
CP-OFDM					QPSK	10	Rear	167300	836.5	1	1	23.50	22.59	0.189	0.233	

Forder closed configuration

Antenna	RF Exposure Conditions	Modulation	Mode	Dist. (mm)	Test Position	Ch #.	Freq. (MHz)	RB Allocation	RB offset	Power (dBm)		1-g SAR (W/kg)		Plot No.			
										Tune-up limit	Meas.	Meas.	Scaled				
Main 1 Ant.	Body-worn	DFT-s-OFDM	QPSK	15	Rear	167300	836.5	1	1	25.00	24.11	0.305	0.374				
								50	25	25.00	24.04	0.305	0.380	75			
					Front	167300	836.5	1	1	25.00	24.11	0.103	0.126				
								50	25	25.00	24.04	0.119	0.148				
					CP-OFDM	QPSK	15	Rear	167300	836.5	1	1	23.50	22.59	0.198	0.244	
					Hotspot	DFT-s-OFDM	QPSK	5	Rear	167300	836.5	1	1	25.00	24.11	0.800	0.982
	50	25	25.00	24.04								0.855	1.067	76			
	100	0	25.00	23.10								0.676	1.047				
	Front	167300	836.5	1					1	25.00	24.11	0.189	0.232				
				50					25	25.00	24.04	0.226	0.282				
	Edge 2	167300	836.5	1					1	25.00	24.11	0.126	0.155				
				50					25	25.00	24.04	0.139	0.173				
	Edge 3	167300	836.5	1					1	25.00	24.11	0.242	0.297				
				50					25	25.00	24.04	0.270	0.337				
	Edge 4	167300	836.5	1	1	25.00	24.11	0.163	0.200								
50				25	25.00	24.04	0.178	0.222									
CP-OFDM	QPSK	5	Rear	167300	836.5	1	1	23.50	22.59	0.565	0.697						

Note(s):

1. CP-OFDM mode were evaluated at worst configuration of DFT-s-OFDM in standalone exposure conditions.

10.15. NR Band n12 (15MHz Bandwidth)

Forder opened configuration

Antenna	RF Exposure Conditions	Modulation	Mode	Dist. (mm)	Test Position	Ch #.	Freq. (MHz)	RB Allocation	RB offset	Power (dBm)		1-g SAR (W/kg)		Plot No.			
										Tune-up limit	Meas.	Meas.	Scaled				
Main 1 Ant.	Head	DFT-s-OFDM	QPSK	0	Left Touch	141500	707.5	1	1	25.00	24.41	0.170	0.195	77			
								36	22	25.00	24.56	0.173	0.191				
					Left Tilt	141500	707.5	1	1	25.00	24.41	0.062	0.071				
								36	22	25.00	24.56	0.069	0.076				
					Right Touch	141500	707.5	1	1	25.00	24.41	0.146	0.167				
								36	22	25.00	24.56	0.175	0.194				
					Right Tilt	141500	707.5	1	1	25.00	24.41	0.053	0.061				
								36	22	25.00	24.56	0.068	0.076				
					CP-OFDM	QPSK	0	Left Touch	141500	707.5	1	1	23.50	21.79	0.115	0.170	
					Body-worn	DFT-s-OFDM	QPSK	15	Rear	141500	707.5	1	1	25.00	24.41	0.219	0.251
	36	22	25.00	24.56								0.231	0.256	78			
	Front	141500	707.5	1					1	25.00	24.41	0.209	0.239				
				36					22	25.00	24.56	0.213	0.236				
	CP-OFDM	QPSK	15	Rear					141500	707.5	1	1	23.50	21.79	0.113	0.168	
	Hotspot	DFT-s-OFDM	QPSK	10					Rear	141500	707.5	1	1	25.00	24.41	0.206	0.236
					36	22	25.00	24.56				0.209	0.231				
					Front	141500	707.5	1	1	25.00	24.41	0.209	0.239				
								36	22	25.00	24.56	0.225	0.249	79			
					Edge 2	141500	707.5	1	1	25.00	24.41	0.193	0.221				
								36	22	25.00	24.56	0.210	0.232				
Edge 3					141500	707.5	1	1	25.00	24.41	0.033	0.038					
							36	22	25.00	24.56	0.032	0.035					
Edge 4					141500	707.5	1	1	25.00	24.41	0.179	0.205					
							36	22	25.00	24.56	0.199	0.220					
CP-OFDM	QPSK	10	Front	141500	707.5	1	1	23.50	21.79	0.128	0.190						

Forder closed configuration

Antenna	RF Exposure Conditions	Modulation	Mode	Dist. (mm)	Test Position	Ch #.	Freq. (MHz)	RB Allocation	RB offset	Power (dBm)		1-g SAR (W/kg)		Plot No.			
										Tune-up limit	Meas.	Meas.	Scaled				
Main 1 Ant.	Body-worn	DFT-s-OFDM	QPSK	15	Rear	141500	707.5	1	1	25.00	24.41	0.206	0.236	80			
								36	22	25.00	24.56	0.189	0.209				
					Front	141500	707.5	1	1	25.00	24.41	0.069	0.079				
								36	22	25.00	24.56	0.057	0.063				
					CP-OFDM	QPSK	15	Rear	141500	707.5	1	1	23.50	21.79	0.139	0.206	
					Hotspot	DFT-s-OFDM	QPSK	5	Rear	141500	707.5	1	1	25.00	24.41	0.619	0.709
	36	22	25.00	24.56								0.633	0.700				
	Front	141500	707.5	1					1	25.00	24.41	0.168	0.192				
				36					22	25.00	24.56	0.171	0.189				
	Edge 2	141500	707.5	1					1	25.00	24.41	0.077	0.088				
				36					22	25.00	24.56	0.097	0.107				
	Edge 3	141500	707.5	1					1	25.00	24.41	0.186	0.213				
				36					22	25.00	24.56	0.177	0.196				
	Edge 4	141500	707.5	1	1	25.00	24.41	0.147	0.168								
36				22	25.00	24.56	0.146	0.162									
CP-OFDM	QPSK	5	Rear	141500	707.5	1	1	23.50	21.79	0.433	0.642						

Note(s):

1. CP-OFDM mode were evaluated at worst configuration of DFT-s-OFDM in standalone exposure conditions.

10.16. NR Band n25 (20MHz Bandwidth)

Forder opened configuration

Antenna	RF Exposure Conditions	Modulation	Mode	Dist. (mm)	Test Position	Ch #.	Freq. (MHz)	RB Allocation	RB offset	Power (dBm)		1-g SAR (W/kg)		Plot No.		
										Tune-up limit	Meas.	Meas.	Scaled			
Main 1 Ant.	Head	DFT-s-OFDM	QPSK	0	Left Touch	381000	1905.0	1	53	24.50	23.80	0.063	0.074			
								50	25	24.50	23.78	0.054	0.064			
					Left Tilt	381000	1905.0	1	53	24.50	23.80	0.023	0.026			
								50	25	24.50	23.78	0.026	0.031			
					Right Touch	381000	1905.0	1	53	24.50	23.80	0.062	0.073			
								50	25	24.50	23.78	0.064	0.075	82		
					Right Tilt	381000	1905.0	1	53	24.50	23.80	0.023	0.027			
								50	25	24.50	23.78	0.029	0.034			
	CP-OFDM	QPSK	0	Right Touch	381000	1905.0	1	1	23.00	22.01	0.032	0.040				
	Body-worn	DFT-s-OFDM	QPSK	15	Rear	381000	1905.0	1	53	24.50	23.80	0.576	0.677	83		
								50	25	24.50	23.78	0.571	0.674			
					Front	381000	1905.0	1	53	24.50	23.80	0.404	0.475			
								50	25	24.50	23.78	0.405	0.478			
		CP-OFDM	QPSK	15	Rear	381000	1905.0	1	1	23.00	22.01	0.392	0.492			
		Hotspot	DFT-s-OFDM	QPSK	10	Rear	381000	1905.0	1	53	18.00	17.21	0.305	0.366		
									50	25	18.00	17.27	0.316	0.374		
						Front	381000	1905.0	1	53	18.00	17.21	0.225	0.270		
	50								25	18.00	17.27	0.234	0.277			
	Edge 2					381000	1905.0	1	53	18.00	17.21	0.025	0.030			
								50	25	18.00	17.27	0.026	0.030			
	Edge 3					381000	1905.0	1	53	18.00	17.21	0.453	0.543			
								50	25	18.00	17.27	0.473	0.560	84		
	Edge 4					381000	1905.0	1	53	18.00	17.21	0.046	0.055			
								50	25	18.00	17.27	0.048	0.057			
CP-OFDM	QPSK					10	Edge 3	381000	1905.0	1	1	18.00	17.24	0.364	0.434	
Antenna	RF Exposure Conditions					Modulation	Mode	Dist. (mm)	Test Position	Ch #.	Freq. (MHz)	RB Allocation	RB offset	Power (dBm)		1-g SAR (W/kg)
										Tune-up limit	Meas.	Meas.	Scaled			
Main 1 Ant.	Product Specific 10-g	DFT-s-OFDM	QPSK	8	Rear	381000	1905.0	1	53	24.50	23.80	0.604	0.710			
								50	25	24.50	23.78	0.827	0.976			
				6	Front	381000	1905.0	1	53	24.50	23.80	0.615	0.723			
								50	25	24.50	23.78	0.779	0.919			
				12	Edge 3	381000	1905.0	1	53	24.50	23.80	1.020	1.198			
								50	25	24.50	23.78	1.040	1.228			
				DFT-s-OFDM	QPSK	0	Rear	381000	1905.0	1	53	21.00	20.61	1.560	1.707	
										50	25	21.00	20.69	1.610	1.729	85
		0	Front			381000	1905.0	1	53	21.00	20.61	0.920	1.006			
								50	25	21.00	20.69	0.955	1.026			
		0	Edge 3	381000	1905.0	1	53	21.00	20.61	1.480	1.619					
						50	25	21.00	20.69	1.570	1.686					

Forder closed configuration

Antenna	RF Exposure Conditions	Modulation	Mode	Dist. (mm)	Test Position	Ch #.	Freq. (MHz)	RB Allocation	RB offset	Power (dBm)		1-g SAR (W/kg)		Plot No.				
										Tune-up limit	Meas.	Meas.	Scaled					
Main 1 Ant.	Body-worn	DFT-s-OFDM	QPSK	15	Rear	381000	1905.0	1	53	24.50	23.80	0.326	0.383					
								50	25	24.50	23.78	0.355	0.419	86				
					Front	381000	1905.0	1	53	24.50	23.80	0.135	0.159					
								50	25	24.50	23.78	0.144	0.170					
					CP-OFDM	QPSK	15	Rear	381000	1905.0	1	1	23.00	22.01	0.175	0.220		
					Hotspot	DFT-s-OFDM	QPSK	5	Rear	381000	1905.0	1	53	18.00	17.21	0.492	0.590	
												50	25	18.00	17.27	0.515	0.609	
									Front	381000	1905.0	1	53	18.00	17.21	0.328	0.393	
	50	25	18.00	17.27								0.330	0.390					
	Edge 2	381000	1905.0	1					53	18.00	17.21	0.020	0.023					
				50					25	18.00	17.27	0.018	0.021					
	Edge 3	372000	1860.0	1					53	18.00	16.99	0.817	1.031					
				50					25	18.00	17.15	0.857	1.042	87				
		376500	1882.5	1					53	18.00	17.19	0.809	0.975					
				50					25	18.00	17.22	0.841	1.006					
	381000	1905.0	1	53					18.00	17.21	0.825	0.990						
			50	25					18.00	17.27	0.864	1.022						
	Edge 4	381000	1905.0	1					53	18.00	17.21	0.096	0.115					
				50					25	18.00	17.27	0.094	0.111					
	CP-OFDM	QPSK	5	Edge 3					372000	1860.0	1	1	18.50	17.91	0.839	0.961		

Note(s):

1. CP-OFDM mode were evaluated at worst configuration of DFT-s-OFDM in standalone exposure conditions.

10.17. NR Band n66 (20MHz Bandwidth)

Forder opened configuration

Antenna	RF Exposure Conditions	Modulation	Mode	Dist. (mm)	Test Position	Ch #.	Freq. (MHz)	RB Allocation	RB offset	Power (dBm)		1-g SAR (W/kg)		Plot No.			
										Tune-up limit	Meas.	Meas.	Scaled				
Main 1 Ant.	Head	DFT-s-OFDM	QPSK	0	Left Touch	344000	1720.0	1	1	24.70	23.82	0.047	0.057				
								50	25	24.70	23.78	0.049	0.060				
					Left Tilt	344000	1720.0	1	1	24.70	23.82	0.025	0.030				
								50	25	24.70	23.78	0.027	0.033				
					Right Touch	344000	1720.0	1	1	24.70	23.82	0.056	0.068	88			
								50	25	24.70	23.78	0.058	0.072				
					Right Tilt	344000	1720.0	1	1	24.70	23.82	0.026	0.031				
								50	25	24.70	23.78	0.026	0.032				
	CP-OFDM	QPSK	0	Right Touch	344000	1720.0	1	1	23.00	21.86	0.053	0.068					
	Body-worn	DFT-s-OFDM	QPSK	15	Rear	344000	1720.0	1	1	24.70	23.82	0.504	0.617	89			
								50	25	24.70	23.78	0.554	0.685				
					Front	344000	1720.0	1	1	24.70	23.82	0.388	0.475				
								50	25	24.70	23.78	0.442	0.546				
					CP-OFDM	QPSK	15	Rear	344000	1720.0	1	1	23.00	21.86	0.293	0.381	
					Hotspot	DFT-s-OFDM	QPSK	10	Rear	344000	1720.0	1	1	18.00	17.02	0.304	0.381
		50	25	18.00								17.01	0.322	0.404			
		Front	344000	1720.0					1	1	18.00	17.02	0.214	0.268			
									50	25	18.00	17.01	0.230	0.289			
		Edge 2	344000	1720.0					1	1	18.00	17.02	0.023	0.028			
									50	25	18.00	17.01	0.023	0.029			
		Edge 3	344000	1720.0	1	1	18.00	17.02	0.435	0.545							
50	25				18.00	17.01	0.469	0.589									
CP-OFDM	QPSK	10	Edge 3	344000	1720.0	1	1	18.00	16.94	0.441	0.563	90					

Antenna	RF Exposure Conditions	Modulation	Mode	Dist. (mm)	Test Position	Ch #.	Freq. (MHz)	RB Allocation	RB offset	Power (dBm)		10-g SAR (W/kg)		Plot No.
										Tune-up limit	Meas.	Meas.	Scaled	
Main 1 Ant.	Product Specific 10-g	DFT-s-OFDM	QPSK	8	Rear	344000	1720.0	1	1	24.70	23.82	0.422	0.517	
								50	25	24.70	23.78	0.704	0.870	
								1	1	24.70	23.82	0.808	0.989	
					Front	344000	1720.0	1	1	24.70	23.78	0.902	1.115	
								50	25	24.70	23.78	0.791	0.978	
								1	1	24.70	23.82	0.743	0.910	
					Edge 3	344000	1720.0	1	1	24.70	23.78	0.791	0.978	
								50	25	24.70	23.78	0.791	0.978	
								1	1	21.50	21.06	1.660	1.837	
					Rear	344000	1720.0	1	1	21.50	21.06	1.660	1.837	
								50	25	21.50	21.07	1.780	1.965	
								1	1	21.50	21.06	1.200	1.328	
					Front	344000	1720.0	1	1	21.50	21.07	1.400	1.546	
								50	25	21.50	21.07	1.400	1.546	
								1	1	21.50	21.06	1.820	2.014	
Edge 3	344000	1720.0	1	1	21.50	21.07	1.760	1.943	91					
			50	25	21.50	21.07	1.760	1.943						
			1	1	21.50	21.02	1.590	1.776						
349000	1745.0	1	1	21.50	21.02	1.590	1.776							
354000	1770.0	1	1	21.50	20.86	1.420	1.645							

Forder closed configuration

Antenna	RF Exposure Conditions	Modulation	Mode	Dist. (mm)	Test Position	Ch #.	Freq. (MHz)	RB Allocation	RB offset	Power (dBm)		1-g SAR (W/kg)		Plot No.			
										Tune-up limit	Meas.	Meas.	Scaled				
Main 1 Ant.	Body-worn	DFT-s-OFDM	QPSK	15	Rear	344000	1720.0	1	1	24.70	23.82	0.156	0.191	92			
								50	25	24.70	23.78	0.187	0.231				
					Front	344000	1720.0	1	1	24.70	23.82	0.080	0.097				
								50	25	24.70	23.78	0.080	0.099				
					CP-OFDM	QPSK	15	Rear	344000	1720.0	1	1	23.00	21.69	0.100	0.135	
					Hotspot	DFT-s-OFDM	QPSK	5	Rear	344000	1720.0	1	1	18.00	17.02	0.438	0.549
	50	25	18.00	17.01								0.458	0.575				
	1	1	18.00	17.02								0.063	0.079				
	Front	344000	1720.0	1					1	18.00	17.01	0.071	0.089				
				50					25	18.00	17.01	0.071	0.089				
				1					1	18.00	17.02	0.018	0.023				
	Edge 2	344000	1720.0	1					1	18.00	17.02	0.018	0.023				
				50					25	18.00	17.01	0.024	0.030				
				1					1	18.00	17.02	0.834	1.045				
	Edge 3	344000	1720.0	1					1	18.00	17.01	0.855	1.074	93			
				50					25	18.00	17.01	0.855	1.074				
				100					0	18.00	16.96	0.860	1.093				
	Edge 3	349000	1745.0	1					1	18.00	16.96	0.753	0.957				
				50					25	18.00	16.91	0.778	1.000				
				1					1	18.00	16.81	0.795	1.046				
	Edge 3	354000	1770.0	1	1	18.00	16.81	0.795	1.046								
50				25	18.00	16.64	0.765	1.046									
1				1	18.00	17.02	0.117	0.147									
Edge 4	344000	1720.0	1	1	18.00	17.02	0.117	0.147									
			50	25	18.00	17.01	0.123	0.154									
CP-OFDM	QPSK	5	Edge 3	344000	1720.0	1	1	18.00	16.94	0.502	0.641						

Note(s):

1. CP-OFDM mode were evaluated at worst configuration of DFT-s-OFDM in standalone exposure conditions.

Forder opened configuration

Antenna	RF Exposure Conditions	Modulation	Mode	Dist. (mm)	Test Position	Ch #.	Freq. (MHz)	RB Allocation	RB offset	Power (dBm)		1-g SAR (W/kg)		Plot No.
										Tune-up limit	Meas.	Meas.	Scaled	
Sub.5 Ant.	Head	DFT-s-OFDM	QPSK	0	Left Touch	344000	1720.0	1	104	16.50	15.58	0.683	0.844	
								50	54	16.50	15.67	0.696	0.843	
						349000	1745.0	1	104	16.50	15.71	0.673	0.807	
								50	54	16.50	15.71	0.671	0.805	
						354000	1770.0	1	104	16.50	15.88	0.789	0.910	94
								50	54	16.50	15.88	0.719	0.829	
					100	0	16.50	15.91	0.680	0.779				
					Left Tilt	354000	1770.0	1	104	16.50	15.88	0.136	0.157	
								50	54	16.50	15.88	0.141	0.163	
					Right Touch	354000	1770.0	1	104	16.50	15.88	0.215	0.248	
								50	54	16.50	15.88	0.222	0.256	
					Right Tilt	354000	1770.0	1	104	16.50	15.88	0.044	0.051	
								50	54	16.50	15.88	0.043	0.050	
					CP-OFDM	QPSK	0	Left Touch	354000	1770.0	1	1	16.50	15.75
	Body-worn	DFT-s-OFDM	QPSK	15	Rear	354000	1770.0	1	104	20.50	20.05	0.231	0.256	
					50			54	20.50	19.99	0.242	0.272	95	
		CP-OFDM	QPSK	15	Front	354000	1770.0	1	104	20.50	20.05	0.190	0.211	
					50			54	20.50	19.99	0.186	0.209		
	Hotspot	DFT-s-OFDM	QPSK	10	Rear	354000	1770.0	1	104	16.50	15.70	0.135	0.162	
								50	54	16.50	15.82	0.142	0.166	
					Front	354000	1770.0	1	104	16.50	15.70	0.105	0.126	
								50	54	16.50	15.82	0.109	0.127	
					Edge 1	354000	1770.0	1	104	16.50	15.70	0.029	0.034	
								50	54	16.50	15.82	0.028	0.032	
		Edge 2	354000	1770.0	1	104	16.50	15.70	0.245	0.295				
					50	54	16.50	15.82	0.252	0.295	96			
		CP-OFDM	QPSK	10	Edge 2	354000	1770.0	1	1	16.50	15.24	0.219	0.293	

Forder closed configuration

Antenna	RF Exposure Conditions	Modulation	Mode	Dist. (mm)	Test Position	Ch #.	Freq. (MHz)	RB Allocation	RB offset	Power (dBm)		1-g SAR (W/kg)		Plot No.			
										Tune-up limit	Meas.	Meas.	Scaled				
Sub.5 Ant.	Body-worn	DFT-s-OFDM	QPSK	15	Rear	354000	1770.0	1	104	20.50	20.05	0.023	0.025				
								50	54	20.50	19.99	0.034	0.038				
					Front	354000	1770.0	1	104	20.50	20.05	0.349	0.387	97			
								50	54	20.50	19.99	0.299	0.336				
					CP-OFDM	QPSK	15	Front	354000	1770.0	1	1	20.50	19.80	0.244	0.287	
					Hotspot	DFT-s-OFDM	QPSK	5	Rear	354000	1770.0	1	104	16.50	15.70	0.035	0.042
	50	54	16.50	15.82								0.035	0.041				
	Front	354000	1770.0	1					104	16.50	15.70	0.358	0.430				
				50					54	16.50	15.82	0.367	0.429				
	Edge 1	354000	1770.0	1					104	16.50	15.70	0.011	0.013				
				50					54	16.50	15.82	0.010	0.012				
	Edge 2	344000	1720.0	1					104	16.50	15.69	0.763	0.919				
				50					54	16.50	15.79	0.783	0.922				
		349000	1745.0	1					104	16.50	15.30	0.771	1.016				
				50					54	16.50	15.32	0.779	1.022	98			
		354000	1770.0	1					104	16.50	15.70	0.698	0.839				
				50					54	16.50	15.82	0.728	0.851				
	100	0	16.50	15.74					0.735	0.876							
	Edge 3	354000	1770.0	1					104	16.50	15.70	0.006	0.007				
				50	54	16.50	15.82	0.005	0.005								
	CP-OFDM	QPSK	5	Edge 2	354000	1720.0	1	1	17.00	16.65	0.658	0.713					

Note(s):

1. CP-OFDM mode were evaluated at worst configuration of DFT-s-OFDM in standalone exposure conditions.

10.18. NR Band n41_(Voice/Data/SRS1) (100MHz Bandwidth)**Forder opened configuration**

Antenna	RF Exposure Conditions	Modulation	Mode	Dist. (mm)	Test Position	Ch #.	Freq. (MHz)	RB Allocation	RB offset	Power (dBm)		1-g SAR (W/kg)		Plot No.
										Tune-up limit	Meas.	Meas.	Scaled	
Ant.l	Head	DFT-s-OFDM	QPSK	0	Left Touch	518598	2593.0	1	271	16.00	15.59	0.841	0.924	99
								135	138	16.00	15.57	0.733	0.809	
								270	0	16.00	15.47	0.804	0.908	
					Left Tilt	518598	2593.0	1	271	16.00	15.59	0.236	0.259	
								135	138	16.00	15.57	0.182	0.201	
								1	271	16.00	15.59	0.242	0.266	
		Right Touch	518598	2593.0	1	271	16.00	15.59	0.242	0.266				
					135	138	16.00	15.57	0.217	0.240				
					1	271	16.00	15.59	0.049	0.054				
		Right Tilt	518598	2593.0	1	271	16.00	15.59	0.049	0.054				
					135	138	16.00	15.57	0.051	0.056				
					1	271	16.00	15.59	0.049	0.054				
	CP-OFDM	QPSK	0	Left Touch	518598	2593.0	1	1	16.00	15.11	0.699	0.858		
	Body-w orn	DFT-s-OFDM	QPSK	15	Rear	518598	2593.0	1	271	19.00	18.92	0.111	0.113	
								135	138	19.00	18.91	0.103	0.105	
					Front	518598	2593.0	1	271	19.00	18.92	0.117	0.119	100
		135	138	19.00				18.91	0.108	0.110				
		CP-OFDM	QPSK	15	Front	518598	2593.0	1	1	19.00	17.86	0.084	0.109	
		Hotspot	DFT-s-OFDM	QPSK	10	Rear	518598	2593.0	1	271	19.00	18.92	0.258	0.263
	135								138	19.00	18.91	0.242	0.247	
	1								271	19.00	18.92	0.241	0.245	
	Front					518598	2593.0	135	138	19.00	18.91	0.225	0.230	
								1	271	19.00	18.92	0.080	0.081	
								135	138	19.00	18.91	0.077	0.078	
Edge 1	518598		2593.0	1	271	19.00	18.92	0.080	0.081					
				135	138	19.00	18.91	0.077	0.078					
				1	271	19.00	18.92	0.358	0.365					
Edge 2	518598		2593.0	135	138	19.00	18.91	0.358	0.365	101				
				1	271	19.00	18.92	0.358	0.365					
				1	271	19.00	18.92	0.358	0.365					
CP-OFDM	QPSK	10	Edge 2	518598	2593.0	1	1	19.00	18.70	0.336	0.360			

Forder closed configuration

Antenna	RF Exposure Conditions	Modulation	Mode	Dist. (mm)	Test Position	Ch #.	Freq. (MHz)	RB Allocation	RB offset	Power (dBm)		1-g SAR (W/kg)		Plot No.
										Tune-up limit	Meas.	Meas.	Scaled	
Ant.l	Body-w orn	DFT-s-OFDM	QPSK	15	Rear	518598	2593.0	1	271	19.00	18.92	0.047	0.047	
								135	138	19.00	18.91	0.047	0.048	
					Front	518598	2593.0	1	271	19.00	18.92	0.093	0.095	102
		135	138	19.00				18.91	0.087	0.089				
		CP-OFDM	QPSK	15	Front	518598	2593.0	1	1	19.00	18.70	0.072	0.077	
		Hotspot	DFT-s-OFDM	QPSK	5	Rear	518598	2593.0	1	271	19.00	18.92	0.233	0.237
	135								138	19.00	18.91	0.244	0.249	
	1								271	19.00	18.92	0.739	0.753	
	Front					518598	2593.0	135	138	19.00	18.91	0.745	0.761	
								1	271	19.00	18.92	0.050	0.051	
								135	138	19.00	18.91	0.050	0.051	
	Edge 1		518598	2593.0	1	271	19.00	18.92	0.050	0.051				
					135	138	19.00	18.91	0.050	0.051				
					1	271	19.00	18.92	0.850	0.866				
	Edge 2		518598	2593.0	135	138	19.00	18.91	0.850	0.868				
					270	0	19.00	18.82	0.927	0.966	103			
					1	271	19.00	18.92	0.174	0.177				
	Edge 3	518598	2593.0	135	138	19.00	18.91	0.172	0.176					
1				271	19.00	18.92	0.174	0.177						
CP-OFDM	QPSK	5	Edge 2	518598	2593.0	1	1	19.00	18.70	0.877	0.940			

Note(s):

1. CP-OFDM mode were evaluated at worst configuration of DFT-s-OFDM in standalone exposure conditions.

10.19. NR Band n41_(SRS2/SRS3/SRS4) (100MHz Bandwidth)

Forder opened configuration

Antenna	RF Exposure Conditions	Mode	Dist. (mm)	Test Position	Ch #.	Freq. (MHz)	Power (dBm)		1-g SAR (W/kg)		Plot No.
							Tune-up limit	Meas.	Meas.	Scaled	
Ant.B (SRS2)	Head	SRS CW	0	Left Touch	518598	2593.0	17.50	16.43	<0.001	<0.001	
				Left Tilt	518598	2593.0	17.50	16.43	<0.001	<0.001	
				Right Touch	518598	2593.0	17.50	16.43	<0.001	<0.001	
				Right Tilt	518598	2593.0	17.50	16.43	<0.001	<0.001	
	Body-worn	SRS CW	15	Rear	518598	2593.0	17.50	16.43	0.092	0.118	104
				Front	518598	2593.0	17.50	16.43	0.041	0.052	
	Hotspot	SRS CW	10	Rear	518598	2593.0	17.50	16.43	0.188	0.241	
				Front	518598	2593.0	17.50	16.43	0.078	0.099	
				Edge 3	518598	2593.0	17.50	16.43	0.392	0.502	105
				Edge 4	518598	2593.0	17.50	16.43	0.021	0.027	
Ant.F (SRS3)	Head	SRS CW	0	Left Touch	518598	2593.0	16.50	15.02	0.054	0.076	
				Left Tilt	518598	2593.0	16.50	15.02	0.037	0.052	
				Right Touch	518598	2593.0	16.50	15.02	0.142	0.200	106
				Right Tilt	518598	2593.0	16.50	15.02	0.123	0.173	
	Body-worn	SRS CW	15	Rear	518598	2593.0	16.50	15.02	0.003	0.004	
				Front	518598	2593.0	16.50	15.02	0.007	0.010	
	Hotspot	SRS CW	10	Rear	518598	2593.0	16.50	15.02	0.012	0.016	
				Front	518598	2593.0	16.50	15.02	0.014	0.020	
				Edge 1	518598	2593.0	16.50	15.02	0.005	0.007	
				Edge 4	518598	2593.0	16.50	15.02	0.019	0.026	
Ant.C (SRS4)	Head	SRS CW	0	Left Touch	518598	2593.0	14.50	13.64	0.022	0.027	
				Left Tilt	518598	2593.0	14.50	13.64	<0.001	<0.001	
				Right Touch	518598	2593.0	14.50	13.64	<0.001	<0.001	
				Right Tilt	518598	2593.0	14.50	13.64	<0.001	<0.001	
	Body-worn	SRS CW	15	Rear	518598	2593.0	14.50	13.64	0.007	0.009	
				Front	518598	2593.0	14.50	13.64	0.007	0.009	
	Hotspot	SRS CW	10	Rear	518598	2593.0	14.50	13.64	0.017	0.021	
				Front	518598	2593.0	14.50	13.64	0.010	0.012	
				Edge 3	518598	2593.0	14.50	13.64	0.002	0.002	
				Edge 4	518598	2593.0	14.50	13.64	0.013	0.016	

Forder Closed configuration

Antenna	RF Exposure Conditions	Mode	Dist. (mm)	Test Position	Ch #.	Freq. (MHz)	Power (dBm)		1-g SAR (W/kg)		Plot No.
							Tune-up limit	Meas.	Meas.	Scaled	
Ant.B (SRS2)	Body-worn	SRS CW	15	Rear	518598	2593.0	17.50	16.43	0.044	0.056	107
				Front	518598	2593.0	17.50	16.43	<0.001	<0.001	
	Hotspot	SRS CW	5	Rear	518598	2593.0	17.50	16.43	0.322	0.412	
				Front	518598	2593.0	17.50	16.43	0.010	0.012	
Ant.F (SRS3)	Body-worn	SRS CW	15	Rear	518598	2593.0	16.50	15.02	<0.001	<0.001	
				Front	518598	2593.0	16.50	15.02	0.002	0.002	
	Hotspot	SRS CW	5	Rear	518598	2593.0	16.50	15.02	0.003	0.004	
				Front	518598	2593.0	16.50	15.02	0.031	0.044	
Ant.C (SRS4)	Body-worn	SRS CW	15	Rear	518598	2593.0	14.50	13.64	0.006	0.008	
				Front	518598	2593.0	14.50	13.64	<0.001	<0.001	
	Hotspot	SRS CW	5	Rear	518598	2593.0	14.50	13.64	0.068	0.083	
				Front	518598	2593.0	14.50	13.64	0.005	0.006	
Hotspot	SRS CW	5	Edge 1	518598	2593.0	14.50	13.64	0.002	0.002		
			Edge 3	518598	2593.0	14.50	13.64	0.002	0.002		
Hotspot	SRS CW	5	Edge 4	518598	2593.0	14.50	13.64	0.078	0.095		

Note(s):

SRS2/SRS3/SRS4 tested using FTM mode.

10.20. NR Band n77_(Voice/Data/SRS1) (100MHz Bandwidth)

Forder opened configuration

Antenna	RF Exposure Conditions	Modulation	Mode	Dist. (mm)	Test Position	Ch #.	Freq. (MHz)	RB Allocation	RB offset	Power (dBm)		1-g SAR (W/kg)		Note.	Plot No.
										Tune-up limit	Meas.	Meas.	Scaled		
Ant.F	Head	DFT-s-OFDM	QPSK	0	Left Touch	662000	3930.0	1	137	14.00	13.35	0.171	0.199		
								135	69	14.00	13.34	0.174	0.203		
					Left Tilt	662000	3930.0	1	137	14.00	13.35	0.106	0.123		
								135	69	14.00	13.34	0.091	0.105		
					Right Touch	633334	3500.0	1	271	14.00	13.29	0.784	0.924	2	
								135	69	14.00	13.52	0.895	1.000		
		650000	3750.0	1		137	14.00	13.00	0.799	1.006		109			
				135		69	14.00	12.92	0.783	1.004					
		662000	3930.0	1	137	14.00	13.35	0.512	0.595						
				135	69	14.00	13.34	0.530	0.617						
		Right Tilt	650000	3750.0	1	137	14.00	13.00	0.579	0.729					
					135	69	14.00	12.92	0.617	0.791					
	662000	3930.0	1	137	14.00	13.35	0.418	0.485							
			135	69	14.00	13.34	0.387	0.451							
	CP-OFDM	QPSK	0	Right Touch	650000	3750.0	1	1	14.00	13.16	0.735	0.892	1		
	Body-worn	DFT-s-OFDM	QPSK	15	Rear	633334	3500.0	1	271	19.00	18.59	0.286	0.314	2	110
								662000	3930.0	1	137	19.00	18.99	0.226	0.227
					135	69	19.00	18.97	0.212	0.213					
		Front	662000	3930.0	1	137	19.00	18.99	0.167	0.167					
	135				69	19.00	18.97	0.170	0.171						
	CP-OFDM	QPSK	15	Rear	662000	3930.0	1	1	19.00	18.52	0.198	0.221	1		
	Hotspot	DFT-s-OFDM	QPSK	10	Rear	662000	3930.0	1	137	15.00	14.68	0.203	0.219		
								135	69	15.00	14.60	0.191	0.209		
					Front	662000	3930.0	1	137	15.00	14.68	0.138	0.149		
135								69	15.00	14.60	0.117	0.128			
Edge 1					662000	3930.0	1	137	15.00	14.68	0.084	0.091			
							135	69	15.00	14.60	0.100	0.110			
Edge 4		633334	3500.0	135	0	15.00	14.75	0.387	0.410	2	111				
				662000	3930.0	1	137	15.00	14.68	0.322	0.347				
135		69	15.00	14.60	0.318	0.349									
CP-OFDM		QPSK	10	Edge 4	662000	3930.0	1	1	15.00	14.21	0.205	0.246	1		

Forder closed configuration

Antenna	RF Exposure Conditions	Modulation	Mode	Dist. (mm)	Test Position	Ch #.	Freq. (MHz)	RB Allocation	RB offset	Power (dBm)		1-g SAR (W/kg)		Note	Plot No.
										Tune-up limit	Meas.	Meas.	Scaled		
Ant.F	Body-worn	DFT-s-OFDM	QPSK	15	Rear	662000	3930.0	1	137	19.00	18.99	0.067	0.067		
								135	69	19.00	18.97	0.065	0.065		
					Front	633334	3500.0	1	137	19.00	18.59	0.173	0.190	2	
		662000	3930.0	1				137	19.00	18.99	0.296	0.297			
		CP-OFDM	QPSK	15	Front	662000	3930.0	135	69	19.00	18.97	0.313	0.315		112
								1	1	19.00	18.05	0.174	0.217	1	
	Hotspot	DFT-s-OFDM	QPSK	5	Rear	662000	3930.0	1	137	15.00	14.68	0.048	0.051		
								135	69	15.00	14.60	0.044	0.048		
					Front	650000	3750.0	1	137	15.00	14.06	0.544	0.675		
								135	69	15.00	13.94	0.667	0.851		
					662000	3930.0	1	137	15.00	14.68	0.568	0.611			
							135	69	15.00	14.60	0.465	0.510			
		Edge 3	662000	3930.0	1	137	15.00	14.68	0.188	0.202					
					135	69	15.00	14.60	0.174	0.191					
		Edge 4	633334	3500.0	135	0	15.00	14.75	0.485	0.514	2				
					1	137	15.00	14.06	0.762	0.946					
			650000	3750.0	135	69	15.00	13.94	0.762	0.973					
					270	0	15.00	14.29	0.839	0.988					
662000	3930.0	1	137	15.00	14.68	0.818	0.881								
		135	69	15.00	14.60	0.816	0.895								
CP-OFDM	QPSK	5	Edge 4	650000	3750.0	1	1	15.00	13.99	0.833	1.051	1	113		

Note(s):

1. CP-OFDM mode were evaluated at worst configuration of DFT-s-OFDM in standalone exposure conditions.
2. NR Band n77-Lower Band- are tested at worst configuration of NR Band n77-Upper band.

10.21. NR Band n77_(SRS2/SRS3/SRS4) (100MHz Bandwidth)

Forder opened configuration

Antenna	RF Exposure Conditions	Mode	Dist. (mm)	Test Position	Ch #.	Freq. (MHz)	Power (dBm)		1-g SAR (W/kg)		Note	Plot No.
							Tune-up limit	Meas.	Meas.	Scaled		
Ant.I (SRS2)	Head	SRS CW	0	Left Touch	650000	3750.0	17.00	15.27	0.417	0.621		
					662000	3930.0	17.00	15.92	0.529	0.678		
				Left Tilt	662000	3930.0	17.00	15.92	0.042	0.054		
					633334	3500.0	17.00	15.81	0.559	0.735	1	
				Right Touch	650000	3750.0	17.00	15.27	0.665	0.990		
					662000	3930.0	17.00	15.92	0.396	0.508		
	Right Tilt	662000	3930.0	17.00	15.92	<0.001	<0.001					
	Body-worn	SRS CW	15	Rear	633334	3500.0	19.00	18.02	0.077	0.097	1	114
					662000	3930.0	19.00	18.72	0.080	0.085		
				Front	662000	3930.0	19.00	18.72	0.020	0.021		
	Hotspot	SRS CW	10	Rear	662000	3930.0	18.50	17.38	0.124	0.160		
					662000	3930.0	18.50	17.38	0.102	0.132		
				Edge 1	662000	3930.0	18.50	17.38	0.007	0.009		
					633334	3500.0	18.50	17.24	0.223	0.298	1	115
				Edge 2	662000	3930.0	18.50	17.38	0.165	0.214		
Ant.E (SRS3)	Head	SRS CW	0	Left Touch	633334	3500.0	16.00	15.90	0.579	0.592	1	
					650000	3750.0	16.00	15.89	0.803	0.824		
					662000	3930.0	16.00	15.86	0.944	0.975		116
				Left Tilt	650000	3750.0	16.00	15.89	0.049	0.050		
					650000	3750.0	16.00	15.89	0.411	0.422		
				Right Touch	662000	3930.0	16.00	15.86	0.845	0.873		
					650000	3750.0	16.00	15.89	0.023	0.023		
				Body-worn	SRS CW	15	Rear	633334	3500.0	18.00	17.25	0.033
	650000	3750.0	18.00					17.59	0.064	0.070		
	Front	650000	3750.0				18.00	17.59	0.048	0.053		
	Hotspot	SRS CW	10	Rear	650000	3750.0	18.00	17.59	0.140	0.154		
					650000	3750.0	18.00	17.59	0.076	0.084		
				Edge 1	650000	3750.0	18.00	17.59	0.015	0.016		
					633334	3500.0	18.00	17.25	0.101	0.120	1	
				Edge 4	650000	3750.0	18.00	17.59	0.143	0.157		
Ant.C (SRS4)	Head	SRS CW	0	Left Touch	633334	3500.0	16.50	16.32	0.016	0.017	1	
					650000	3750.0	16.50	15.38	0.021	0.027		
				Left Tilt	650000	3750.0	16.50	15.38	< 0.001	< 0.001		
					650000	3750.0	16.50	15.38	< 0.001	< 0.001		
				Right Tilt	650000	3750.0	16.50	15.38	< 0.001	< 0.001		
	Body-worn	SRS CW	15	Rear	633334	3500.0	16.50	16.31	0.012	0.012	1	
					650000	3750.0	16.50	15.38	0.020	0.025		
				Front	650000	3750.0	16.50	15.38	< 0.001	< 0.001		
	Hotspot	SRS CW	10	Rear	650000	3750.0	16.50	15.38	0.037	0.048		
					650000	3750.0	16.50	15.38	0.035	0.045		
				Edge 3	650000	3750.0	16.50	15.38	0.026	0.034		
					633334	3500.0	16.50	16.32	0.055	0.057	1	
				Edge 4	650000	3750.0	16.50	15.38	0.075	0.097		

Note(s):

1. NR Band n77-Lower Band- are tested at worst configuration of NR Band n77-Upper band.
2. SRS2/SRS3/SRS4 tested using FTM mode.

NR Band n77 (SRS2/SRS3/SRS4) (100MHz Bandwidth) (Continued)

Forder closed configuration

Antenna	RF Exposure Conditions	Mode	Dist. (mm)	Test Position	Ch #.	Freq. (MHz)	Power (dBm)		1-g SAR (W/kg)		Note	Plot No.
							Tune-up limit	Meas.	Meas.	Scaled		
Ant.I (SRS2)	Body-worn	SRS CW	15	Rear	662000	3930.0	19.00	18.72	0.007	0.008		
				Front	633334	3500.0	19.00	18.02	0.079	0.099	1	117
					662000	3930.0	19.00	18.72	0.063	0.067		
	Hotspot	SRS CW	5	Rear	662000	3930.0	18.50	17.38	0.026	0.033		
				Front	633334	3500.0	18.50	17.24	0.442	0.591	1	
					650000	3750.0	18.50	16.98	0.275	0.390		
					662000	3930.0	18.50	17.38	0.861	1.114		118
				Edge 1	662000	3930.0	18.50	17.38	0.013	0.017		
				Edge 2	650000	3750.0	18.50	16.98	0.266	0.377		
					662000	3930.0	18.50	17.38	0.857	1.109		
Edge 3	662000	3930.0	18.50	17.38	< 0.001	< 0.001						
Ant.E (SRS3)	Body-worn	SRS CW	15	Rear	650000	3750.0	18.00	17.59	0.004	0.005		
				Front	633334	3500.0	18.00	17.25	0.040	0.048	1	
					650000	3750.0	18.00	17.59	0.038	0.042		
	Hotspot	SRS CW	5	Rear	650000	3750.0	18.00	17.59	0.065	0.072		
				Front	650000	3750.0	18.00	17.59	0.230	0.253		
				Edge 1	650000	3750.0	18.00	17.59	0.013	0.015		
				Edge 3	650000	3750.0	18.00	17.59	0.036	0.039		
				Edge 4	633334	3500.0	18.00	17.25	0.382	0.454	1	
					650000	3750.0	18.00	17.59	0.291	0.320		
Ant.C (SRS4)	Body-worn	SRS CW	15	Rear	633334	3500.0	16.50	16.32	0.015	0.015	1	
					650000	3750.0	16.50	15.38	0.019	0.024		
				Front	650000	3750.0	16.50	15.38	< 0.001	< 0.001		
	Hotspot	SRS CW	5	Rear	650000	3750.0	16.50	15.38	0.121	0.157		
				Front	650000	3750.0	16.50	15.38	< 0.001	< 0.001		
				Edge 1	650000	3750.0	16.50	15.38	0.007	0.010		
				Edge 3	650000	3750.0	16.50	15.38	0.005	0.007		
				Edge 4	633334	3500.0	16.50	16.32	0.208	0.217	1	
					650000	3750.0	16.50	15.38	0.228	0.295		

Note(s):

1. NR Band n77-Lower Band- are tested at worst configuration of NR Band n77-Upper band.
2. SRS2/SRS3/SRS4 tested using FTM mode.

10.22. Wi-Fi (DTS Band)

Forder opened configuration

Normal WLAN SISO SAR results

Antenna	Frequency Band	Mode	RF Exposure Conditions	PWR Back-off	Dist. (mm)	Test Position	Ch #.	Freq. (MHz)	Area Scan Max. SAR (W/kg)	Duty Cycle	Power (dBm)		1-g SAR (W/kg)		Note	Plot No.			
											Tune-up limit	Meas.	Meas.	Scaled					
WLAN SISO Ant.1	2.4GHz	802.11b 1 Mbps	Head	On	0	Left Touch	1	2412.0	0.082	99.2%	13.0	12.87							
						Left Tilt	1	2412.0	0.047	99.2%	13.0	12.87							
						Right Touch	1	2412.0	0.426	99.2%	13.0	12.87	0.272	0.283	1	119			
						Righttt Tilt	1	2412.0	0.280	99.2%	13.0	12.87							
			Body-w orn	Off	15	Rear	11	2462.0	0.086	99.2%	19.0	18.88	0.058	0.060	1				
						Front	11	2462.0	0.084	99.2%	19.0	18.88							
			Hotspot	Off	10	Rear	11	2462.0	0.157	99.2%	19.0	18.88	0.122	0.126	4				
						Front	11	2462.0	0.149	99.2%	19.0	18.88							
						Edge 1	11	2462.0	0.099	99.2%	19.0	18.88							
						Edge 4	11	2462.0	0.421	99.2%	19.0	18.88	0.256	0.265	1				
			WLAN SISO Ant.2	2.4GHz	802.11b 1 Mbps	Head	On	0	Left Touch	6	2437.0	0.396	99.2%	13.0	12.79				
									Left Tilt	6	2437.0	0.406	99.2%	13.0	12.79	0.233	0.247	1	
Right Touch	6	2437.0							0.262	99.2%	13.0	12.79	0.118	0.125	4				
Righttt Tilt	6	2437.0							0.185	99.2%	13.0	12.79							
Body-w orn	Off	15				Rear	6	2437.0	0.194	99.2%	19.0	18.59	0.127	0.141	1	120			
						Front	6	2437.0	0.103	99.2%	19.0	18.59							
Hotspot	Off	10				Rear	6	2437.0	0.404	99.2%	19.0	18.59	0.253	0.280	1	121			
						Front	6	2437.0	0.171	99.2%	19.0	18.59							
						Edge 1	6	2437.0	0.225	99.2%	19.0	18.59							
						Edge 2	6	2437.0	0.062	99.2%	19.0	18.59							

Normal WLAN MIMO SAR results

Antenna	Frequency Band	Mode	RF Exposure Conditions	PWR Back-off	Dist. (mm)	Test Position	Ch #.	Freq. (MHz)	Area Scan Max. SAR (W/kg)	Duty Cycle	Power (dBm)		1-g SAR (W/kg)		Note	Plot No.			
											Tune-up limit	Meas.	Meas.	Scaled					
WLAN MIMO Ant.1	2.4GHz	802.11g 6 Mbps	Head	On	0	Left Touch	1	2412.0	0.267	96.1%	13.0	12.87	0.142	0.152	4				
						Left Tilt	1	2412.0	0.196	96.1%	13.0	12.87							
						Right Touch	1	2412.0	0.386	96.1%	13.0	12.87	0.274	0.294	1	122			
						Righttt Tilt	1	2412.0	0.338	96.1%	13.0	12.87							
			Body-w orn	Off	15	Rear	6	2437.0	0.144	96.1%	18.0	17.64	0.073	0.083					
						Front	6	2437.0	0.114	96.1%	18.0	17.64							
			Hotspot	Off	10	Rear	6	2437.0	0.332	96.1%	18.0	17.64							
						Front	6	2437.0	0.220	96.1%	18.0	17.64							
						Edge 1	6	2437.0	0.274	96.1%	18.0	17.64							
						Edge 4	6	2437.0	0.372	96.1%	18.0	17.64	0.227	0.257	1				
			WLAN MIMO Ant.2	2.4GHz	802.11g 6 Mbps	Head	On	0	Left Touch	1	2412.0	0.267	96.1%	13.0	11.47				
									Left Tilt	1	2412.0	0.196	96.1%	13.0	11.47				
Right Touch	1	2412.0							0.386	96.1%	13.0	11.47							
Righttt Tilt	1	2412.0							0.338	96.1%	13.0	11.47							
Body-w orn	Off	15				Rear	6	2437.0	0.144	96.1%	18.0	16.92	0.089	0.118	1	123			
						Front	6	2437.0	0.114	96.1%	18.0	16.92							
Hotspot	Off	10				Rear	6	2437.0	0.332	96.1%	18.0	16.92	0.206	0.275	4	124			
						Front	6	2437.0	0.220	96.1%	18.0	16.92							
						Edge 1	6	2437.0	0.274	96.1%	18.0	16.92							
						Edge 2	6	2437.0	0.046	96.1%	18.0	16.92							
						Edge 4	6	2437.0	0.372	96.1%	18.0	16.92							

Note(s):

1. When the Highest reported SAR is ≤ 0.4 or 1.0 W/kg (1-g or 10-g respectively). Therefore, further SAR measurements within this exposure condition are not required.
2. Highest reported SAR is > 0.4 or 1.0 W/kg (1-g or 10-g respectively). Due to the highest reported SAR for this test position, other test positions in this exposure condition were evaluated until a SAR ≤ 0.8 or 2.0 W/kg (1-g or 10-g respectively) was reported.
3. Testing for a second channel was required because the reported SAR for this test position was > 0.8 or 2.0 W/kg (1-g or 10-g respectively).
4. Additional testing required in order satisfying FCC simultaneous transmission limit criteria.
5. SAR testing is not required for OFDM mode(s) when the highest reported SAR for DSSS is adjusted by the ratio of OFDM to DSSS specified maximum output power and the adjusted SAR is ≤ 1.2 W/kg.

Forder opened configuration

RSDB WLAN SISO SAR results

Antenna	Frequency Band	Mode	RF Exposure Conditions	PWR Back-off	Dist. (mm)	Test Position	Ch #.	Freq. (MHz)	Area Scan Max. SAR (W/kg)	Duty Cycle	Power (dBm)		1-g SAR (W/kg)		Note	Plot No.
											Tune-up limit	Meas.	Meas.	Scaled		
WLAN SISO Ant.1	2.4GHz	802.11b 1 Mbps	Body-worn	Off	15	Rear	1	2412.0	0.029	99.2%	13.0	12.87	0.018	0.019	1	
						Front	1	2412.0	0.028	99.2%	13.0	12.87				
			Hotspot	Off	10	Rear	1	2412.0	0.066	99.2%	13.0	12.87	0.041	0.042	4	
						Front	1	2412.0	0.063	99.2%	13.0	12.87				
						Edge 1	1	2412.0	0.023	99.2%	13.0	12.87				
Edge 4	1	2412.0	0.124	99.2%	13.0	12.87	0.075	0.077	1							
WLAN SISO Ant.2	2.4GHz	802.11b 1 Mbps	Body-worn	Off	15	Rear	6	2437.0	0.041	99.2%	13.0	12.79	0.029	0.030		
						Front	6	2437.0	0.023	99.2%	13.0	12.79				
			Hotspot	Off	10	Rear	6	2437.0	0.086	99.2%	13.0	12.79	0.060	0.064	1	
						Front	6	2437.0	0.047	99.2%	13.0	12.79				
						Edge 1	6	2437.0	0.061	99.2%	13.0	12.79				
Edge 2	6	2437.0	0.016	99.2%	13.0	12.79										

RSDB WLAN MIMO SAR results

Antenna	Frequency Band	Mode	RF Exposure Conditions	PWR Back-off	Dist. (mm)	Test Position	Ch #.	Freq. (MHz)	Area Scan Max. SAR (W/kg)	Duty Cycle	Power (dBm)		1-g SAR (W/kg)		Note	Plot No.
											Tune-up limit	Meas.	Meas.	Scaled		
WLAN MIMO Ant.1	2.4GHz	802.11g 6 Mbps	Body-worn	Off	15	Rear	1	2412.0	0.027	96.1%	13.0	12.87	0.014	0.015	1	
						Front	1	2412.0	0.023	96.1%	13.0	12.87				
			Hotspot	Off	10	Rear	1	2412.0	0.060	96.1%	13.0	12.87	0.032	0.035		
						Front	1	2412.0	0.049	96.1%	13.0	12.87				
						Edge 1	1	2412.0	0.063	96.1%	13.0	12.87				
Edge 2	1	2412.0	0.002	96.1%	13.0	12.87										
Edge 4	1	2412.0	0.135	96.1%	13.0	12.87	0.085	0.091	1							
WLAN MIMO Ant.2	2.4GHz	802.11g 6 Mbps	Body-worn	Off	15	Rear	6	2412.0	0.027	96.1%	13.0	11.47				
						Front	6	2412.0	0.023	96.1%	13.0	11.47				
			Hotspot	Off	10	Rear	6	2412.0	0.060	96.1%	13.0	11.47	0.038	0.057	4	
						Front	6	2412.0	0.049	96.1%	13.0	11.47				
						Edge 1	6	2412.0	0.063	96.1%	13.0	11.47				
Edge 2	6	2412.0	0.002	96.1%	13.0	11.47										
Edge 4	6	2412.0	0.135	96.1%	13.0	11.47										

Note(s):

1. When the Highest reported SAR is ≤ 0.4 or 1.0 W/kg (1-g or 10-g respectively). Therefore, further SAR measurements within this exposure condition are not required.
2. Highest reported SAR is > 0.4 or 1.0 W/kg (1-g or 10-g respectively). Due to the highest reported SAR for this test position, other test positions in this exposure condition were evaluated until a SAR ≤ 0.8 or 2.0 W/kg (1-g or 10-g respectively) was reported.
3. Testing for a second channel was required because the reported SAR for this test position was > 0.8 or 2.0 W/kg (1-g or 10-g respectively).
4. Additional testing required in order satisfying FCC simultaneous transmission limit criteria.
5. SAR testing is not required for OFDM mode(s) when the highest reported SAR for DSSS is adjusted by the ratio of OFDM to DSSS specified maximum output power and the adjusted SAR is ≤ 1.2 W/kg.
6. RSDB WLAN SAR additionally evaluated in Body-worn & Hotspot exposure condition due to satisfy simultaneous transmission criteria of RSDB configurations.

Forder Closed configuration

Normal WLAN SISO SAR results

Antenna	Frequency Band	Mode	RF Exposure Conditions	PWR Back-off	Dist. (mm)	Test Position	Ch #.	Freq. (MHz)	Area Scan Max. SAR (W/kg)	Duty Cycle	Power (dBm)		1-g SAR (W/kg)		Note	Plot No.
											Tune-up limit	Meas.	Meas.	Scaled		
WLAN SISO Ant.1	2.4GHz	802.11b 1 Mbps	Body-w orn	Off	15	Rear	11	2462.0	0.027	99.2%	19.0	18.88	0.017	0.017	4	
						Front	11	2462.0	0.068	99.2%	19.0	18.88	0.041	0.043	1	
			Hotspot	Off	5	Rear	11	2462.0	0.075	99.2%	19.0	18.88	0.048	0.050	4	
						Front	11	2462.0	0.342	99.2%	19.0	18.88	0.221	0.229	2	
						Edge 3	11	2462.0	0.160	99.2%	19.0	18.88				
			Edge 4	11	2462.0	0.576	99.2%	19.0	18.88	0.445	0.461	1				
WLAN SISO Ant.2	2.4GHz	802.11b 1 Mbps	Body-w orn	Off	15	Rear	6	2437.0	0.046	99.2%	19.0	18.59	0.030	0.033	4	
						Front	6	2437.0	0.167	99.2%	19.0	18.59	0.110	0.122	1	125
			Hotspot	Off	5	Rear	6	2437.0	0.176	99.2%	19.0	18.59	0.107	0.119	4	
						Front	6	2437.0	0.847	99.2%	19.0	18.59	0.547	0.606	1	126
						Edge 2	6	2437.0	0.148	99.2%	19.0	18.59	0.082	0.091	4	
						Edge 3	6	2437.0	0.487	99.2%	19.0	18.59	0.340	0.377	2	

Normal WLAN MIMO SAR results

Antenna	Frequency Band	Mode	RF Exposure Conditions	PWR Back-off	Dist. (mm)	Test Position	Ch #.	Freq. (MHz)	Area Scan Max. SAR (W/kg)	Duty Cycle	Power (dBm)		1-g SAR (W/kg)		Note	Plot No.
											Tune-up limit	Meas.	Meas.	Scaled		
WLAN MIMO Ant.1	2.4GHz	802.11g 6 Mbps	Body-w orn	Off	15	Rear	6	2437.0	0.068	96.1%	18.0	17.64	0.040	0.045	1	127
						Front	6	2437.0	0.117	96.1%	18.0	17.64	0.077	0.087		
			Hotspot	Off	5	Rear	6	2437.0	0.652	96.1%	18.0	17.64	0.370	0.418	2	
						Front	6	2437.0	0.740	96.1%	18.0	17.64	0.432	0.488	1	
						Edge 2	6	2437.0	0.121	96.1%	18.0	17.64				
						Edge 3	6	2437.0	0.596	96.1%	18.0	17.64	0.407	0.460	4	128
						Edge 4	6	2437.0	0.558	96.1%	18.0	17.64				
WLAN MIMO Ant.2	2.4GHz	802.11g 6 Mbps	Body-w orn	Off	15	Rear	6	2437.0	0.068	96.1%	18.0	16.92				
						Front	6	2437.0	0.117	96.1%	18.0	16.92				
			Hotspot	Off	5	Rear	6	2437.0	0.652	96.1%	18.0	16.92				
						Front	6	2437.0	0.740	96.1%	18.0	16.92				
						Edge 2	6	2437.0	0.121	96.1%	18.0	16.92	0.067	0.089	4	
						Edge 3	6	2437.0	0.596	96.1%	18.0	16.92				
						Edge 4	6	2437.0	0.558	96.1%	18.0	16.92				

RSDB WLAN SISO SAR results

Antenna	Frequency Band	Mode	RF Exposure Conditions	PWR Back-off	Dist. (mm)	Test Position	Ch #.	Freq. (MHz)	Area Scan Max. SAR (W/kg)	Duty Cycle	Power (dBm)		1-g SAR (W/kg)		Note	Plot No.
											Tune-up limit	Meas.	Meas.	Scaled		
WLAN SISO Ant.1	2.4GHz	802.11b 1 Mbps	Body-w orn	Off	15	Rear	1	2412.0	0.009	99.2%	13.0	12.87	0.003	0.003		
						Front	1	2412.0	0.026	99.2%	13.0	12.87	0.014	0.015	1	
			Hotspot	Off	5	Rear	1	2412.0	0.019	99.2%	13.0	12.87	0.009	0.009	4	
						Front	1	2412.0	0.056	99.2%	13.0	12.87				
						Edge 3	1	2412.0	0.056	99.2%	13.0	12.87				
			Edge 4	1	2412.0	0.275	99.2%	13.0	12.87	0.158	0.164	1				
WLAN SISO Ant.2	2.4GHz	802.11b 1 Mbps	Body-w orn	Off	15	Rear	6	2437.0	0.009	99.2%	13.0	12.79	0.005	0.005		
						Front	6	2437.0	0.036	99.2%	13.0	12.79	0.022	0.023	1	
			Hotspot	Off	5	Rear	6	2437.0	0.044	99.2%	13.0	12.79	0.028	0.030		
						Front	6	2437.0	0.186	99.2%	13.0	12.79	0.114	0.121	1	
						Edge 2	6	2437.0	0.051	99.2%	13.0	12.79				
			Edge 3	6	2437.0	0.159	99.2%	13.0	12.79							

RSDB WLAN MIMO SAR results

Antenna	Frequency Band	Mode	RF Exposure Conditions	PWR Back-off	Dist. (mm)	Test Position	Ch #.	Freq. (MHz)	Area Scan Max. SAR (W/kg)	Duty Cycle	Power (dBm)		1-g SAR (W/kg)		Note	Plot No.
											Tune-up limit	Meas.	Meas.	Scaled		
WLAN MIMO Ant.1	2.4GHz	802.11g 6 Mbps	Body-w orn	Off	15	Rear	1	2412.0	0.017	96.1%	13.0	12.87	0.005	0.005		
						Front	1	2412.0	0.032	96.1%	13.0	12.87	0.012	0.012	1	
			Hotspot	Off	5	Rear	1	2412.0	0.097	96.1%	13.0	12.87	0.052	0.056		
						Front	1	2412.0	0.175	96.1%	13.0	12.87				
						Edge 2	1	2412.0	0.041	96.1%	13.0	12.87				
			Edge 3	1	2412.0	0.164	96.1%	13.0	12.87	0.123	0.132	4				
			Edge 4	1	2412.0	0.285	96.1%	13.0	12.87	0.153	0.164	1				
WLAN MIMO Ant.2	2.4GHz	802.11g 6 Mbps	Body-w orn	Off	15	Rear	1	2412.0	0.017	96.1%	13.0	11.47				
						Front	1	2412.0	0.032	96.1%	13.0	11.47				
			Hotspot	Off	5	Rear	1	2412.0	0.097	96.1%	13.0	11.47				
						Front	1	2412.0	0.175	96.1%	13.0	11.47				
						Edge 2	1	2412.0	0.041	96.1%	13.0	11.47				
			Edge 3	1	2412.0	0.164	96.1%	13.0	11.47							
			Edge 4	1	2412.0	0.285	96.1%	13.0	11.47							

Note(s):

1. When the Highest reported SAR is ≤ 0.4 or 1.0 W/kg (1-g or 10-g respectively). Therefore, further SAR measurements within this exposure condition are not required.
2. Highest reported SAR is > 0.4 or 1.0 W/kg (1-g or 10-g respectively). Due to the highest reported SAR for this test position, other test positions in this exposure condition were evaluated until a SAR ≤ 0.8 or 2.0 W/kg (1-g or 10-g respectively) was reported.
3. Testing for a second channel was required because the reported SAR for this test position was > 0.8 or 2.0 W/kg (1-g or 10-g respectively).
4. Additional testing required in order satisfying FCC simultaneous transmission limit criteria.
5. SAR testing is not required for OFDM mode(s) when the highest reported SAR for DSSS is adjusted by the ratio of OFDM to DSSS specified maximum output power and the adjusted SAR is ≤ 1.2 W/kg.
6. RSDB WLAN SAR additionally evaluated in Body-worn & Hotspot exposure condition due to satisfy simultaneous transmission criteria of RSDB configurations.

10.23. Wi-Fi (U-NII Bands)

Forder opened configuration

Normal U-NII 2A WLAN SISO & MIMO SAR results

Antenna	Frequency Band	Mode	RF Exposure Conditions	PWR Back-off	Dist. (mm)	Test Position	Ch #.	Freq. (MHz)	Area Scan Max. SAR (W/kg)	Duty Cycle (%)	Power (dBm)		1-g SAR (W/kg)		10-g SAR (W/kg)		Note	Plot No.
											Tune-up limit	Meas.	Meas.	Scaled	Meas.	Scaled		
WLAN SISO Ant.1	5.3 GHz U-NII 2A	802.11ac VHT 80 29.3 Mbps	Head	On	0	Left Touch	58	5290.0	0.119	94.2%	11.0	10.69	0.057	0.065			4	
						Left Tilt	58	5290.0	0.104	94.2%	11.0	10.69						
						Right Touch	58	5290.0	0.381	94.2%	11.0	10.69	0.206	0.235			1	129
						Right Tilt	58	5290.0	0.295	94.2%	11.0	10.69						
	802.11a 6 Mbps	Body-worn	Off	15	Rear	56	5280.0	0.319	96.3%	18.0	17.79	0.138	0.150			1	130	
					Front	56	5280.0	0.174	96.3%	18.0	17.79							
		Product Specific 10-g	Off	0	Rear	56	5280.0	4.181	96.3%	18.0	17.79			0.620	0.676	1		
					Front	56	5280.0	3.583	96.3%	18.0	17.79							
					Edge 1	56	5280.0	1.620	96.3%	18.0	17.79							
					Edge 4	56	5280.0	3.516	96.3%	18.0	17.79							

Antenna	Frequency Band	Mode	RF Exposure Conditions	PWR Back-off	Dist. (mm)	Test Position	Ch #.	Freq. (MHz)	Area Scan Max. SAR (W/kg)	Duty Cycle (%)	Power (dBm)		1-g SAR (W/kg)		10-g SAR (W/kg)		Note	Plot No.
											Tune-up limit	Meas.	Meas.	Scaled	Meas.	Scaled		
WLAN MIMO Ant.1	5.3 GHz U-NII 2A	802.11ac VHT 80 29.3 Mbps	Head	On	0	Left Touch	58	5290.0	0.303	94.2%	11.0	10.06						
						Left Tilt	58	5290.0	0.509	94.2%	11.0	10.06						
						Right Touch	58	5290.0	0.385	94.2%	11.0	10.06	0.162	0.214			4	
						Right Tilt	58	5290.0	0.327	94.2%	11.0	10.06						
WLAN MIMO Ant.2	5.3 GHz U-NII 2A	802.11ac VHT 80 29.3 Mbps	Head	On	0	Left Touch	58	5290.0	0.303	94.2%	11.0	10.42	0.124	0.150			4	
						Left Tilt	58	5290.0	0.509	94.2%	11.0	10.42	0.203	0.246			1	132
						Right Touch	58	5290.0	0.385	94.2%	11.0	10.42						
						Right Tilt	58	5290.0	0.327	94.2%	11.0	10.42						

Normal U-NII 2C WLAN SISO & MIMO SAR results

Antenna	Frequency Band	Mode	RF Exposure Conditions	PWR Back-off	Dist. (mm)	Test Position	Ch #.	Freq. (MHz)	Area Scan Max. SAR (W/kg)	Duty Cycle (%)	Power (dBm)		1-g SAR (W/kg)		10-g SAR (W/kg)		Note	Plot No.
											Tune-up limit	Meas.	Meas.	Scaled	Meas.	Scaled		
WLAN SISO Ant.1	5.5 GHz U-NII 2C	802.11ac VHT 80 29.3 Mbps	Head	On	0	Left Touch	106	5530.0	0.127	94.2%	11.0	10.52	0.045	0.053			4	
						Left Tilt	106	5530.0	0.157	94.2%	11.0	10.52						
						Right Touch	106	5530.0	0.351	94.2%	11.0	10.52	0.220	0.261			1	133
						Right Tilt	106	5530.0	0.250	94.2%	11.0	10.52						
	802.11a 6 Mbps	Body-worn	Off	15	Rear	100	5500.0	0.226	96.3%	18.0	17.76	0.088	0.096			1		
					Front	100	5500.0	0.084	96.3%	18.0	17.76							
		Product Specific 10-g	Off	0	Rear	100	5500.0	2.942	96.3%	18.0	17.76			0.511	0.561	4		
					Front	100	5500.0	2.866	96.3%	18.0	17.76							
					Edge 1	100	5500.0	2.458	96.3%	18.0	17.76							
					Edge 4	100	5500.0	4.960	96.3%	18.0	17.76			0.573	0.629	1		

Antenna	Frequency Band	Mode	RF Exposure Conditions	PWR Back-off	Dist. (mm)	Test Position	Ch #.	Freq. (MHz)	Area Scan Max. SAR (W/kg)	Duty Cycle (%)	Power (dBm)		1-g SAR (W/kg)		10-g SAR (W/kg)		Note	Plot No.
											Tune-up limit	Meas.	Meas.	Scaled	Meas.	Scaled		
WLAN MIMO Ant.1	5.5 GHz U-NII 2C	802.11ac VHT 80 29.3 Mbps	Head	On	0	Left Touch	106	5530.0	0.253	94.2%	11.0	10.40						
						Left Tilt	106	5530.0	0.305	94.2%	11.0	10.40						
						Right Touch	106	5530.0	0.412	94.2%	11.0	10.40	0.170	0.207			1	136
						Right Tilt	106	5530.0	0.229	94.2%	11.0	10.40						
WLAN MIMO Ant.2	5.5 GHz U-NII 2C	802.11ac VHT 80 29.3 Mbps	Head	On	0	Left Touch	106	5530.0	0.253	94.2%	11.0	9.23	0.124	0.198			4	
						Left Tilt	106	5530.0	0.305	94.2%	11.0	9.23						
						Right Touch	106	5530.0	0.412	94.2%	11.0	9.23						
						Right Tilt	106	5530.0	0.229	94.2%	11.0	9.23						

Note(s):

- When the Highest reported SAR is ≤ 0.4 or 1.0 W/kg (1-g or 10-g respectively). Therefore, further SAR measurements within this exposure condition are not required.
- Highest reported SAR is > 0.4 or 1.0 W/kg (1-g or 10-g respectively). Due to the highest reported SAR for this test position, other test positions in this exposure condition were evaluated until a SAR ≤ 0.8 or 2.0 W/kg (1-g or 10-g respectively) was reported.
- Testing for a second channel was required because the reported SAR for this test position was > 0.8 or 2.0 W/kg (1-g or 10-g respectively).
- Additional testing required in order satisfying FCC simultaneous transmission limit criteria.
- WLAN MIMO SAR additionally evaluated in Head condition due to satisfy simultaneous transmission criteria.

Normal U-NII 3 WLAN SISO & MIMO SAR results

Antenna	Frequency Band	Mode	RF Exposure Conditions	PWR Back-off	Dist. (mm)	Test Position	Ch #.	Freq. (MHz)	Area Scan Max. SAR (W/kg)	Duty Cycle (%)	Power (dBm)		1-g SAR (W/kg)		10-g SAR (W/kg)		Note	Plot No.	
											Tune-up limit	Meas.	Meas.	Scaled	Meas.	Scaled			
WLAN SISO Ant.1	5.8 GHz U-NII 3	802.11ac VHT 80 29.3 Mbps	Head	On	0	Left Touch	155	5775.0	0.078	94.2%	11.0	10.55	0.027	0.032			4		
						Left Tilt	155	5775.0	0.092	94.2%	11.0	10.55							
						Right Touch	155	5775.0	0.425	94.2%	11.0	10.55	0.185	0.218			1	137	
						Right Tilt	155	5775.0	0.237	94.2%	11.0	10.55							
	802.11a 6 Mbps	Body-worn	Off	15	Rear	165	5825.0	0.297	96.3%	18.0	17.47	0.111	0.130			1	138		
					Front	165	5825.0	0.164	96.3%	18.0	17.47								
		Hotspot	Off	10	Rear	149	5745.0	0.512	96.3%	18.0	17.53	0.225	0.260			4	139		
					Front	149	5745.0	0.327	96.3%	18.0	17.53								
					Edge 1	149	5745.0	0.181	96.3%	18.0	17.53								
					Edge 4	149	5745.0	0.526	96.3%	18.0	17.53	0.228	0.264			1			

Antenna	Frequency Band	Mode	RF Exposure Conditions	PWR Back-off	Dist. (mm)	Test Position	Ch #.	Freq. (MHz)	Area Scan Max. SAR (W/kg)	Duty Cycle (%)	Power (dBm)		1-g SAR (W/kg)		10-g SAR (W/kg)		Note	Plot No.
											Tune-up limit	Meas.	Meas.	Scaled	Meas.	Scaled		
WLAN MIMO Ant.1	5.8 GHz U-NII 3	802.11ac VHT 80 29.3 Mbps	Head	On	0	Left Touch	155	5775.0	0.456	94.2%	11.0	10.42						
						Left Tilt	155	5775.0	0.473	94.2%	11.0	10.42						
						Right Touch	155	5775.0	0.358	94.2%	11.0	10.42	0.100	0.121				
						Right Tilt	155	5775.0	0.330	94.2%	11.0	10.42						
WLAN MIMO Ant.2	5.8 GHz U-NII 3	802.11ac VHT 80 29.3 Mbps	Head	On	0	Left Touch	155	5775.0	0.456	94.2%	11.0	9.34	0.108	0.168			4	
						Left Tilt	155	5775.0	0.473	94.2%	11.0	9.34	0.172	0.268			1	140
						Right Touch	155	5775.0	0.358	94.2%	11.0	9.34						
						Right Tilt	155	5775.0	0.330	94.2%	11.0	9.34						

Normal U-NII 4 WLAN SISO & MIMO SAR results

Antenna	Frequency Band	Mode	RF Exposure Conditions	PWR Back-off	Dist. (mm)	Test Position	Ch #.	Freq. (MHz)	Area Scan Max. SAR (W/kg)	Duty Cycle (%)	Power (dBm)		1-g SAR (W/kg)		10-g SAR (W/kg)		Note	Plot No.
											Tune-up limit	Meas.	Meas.	Scaled	Meas.	Scaled		
WLAN SISO Ant.1	5.9 GHz U-NII 4	802.11ac VHT 80 29.3 Mbps	Head	On	0	Left Touch	171	5855.0	0.085	94.2%	11.0	10.10	<0.001	<0.001			4	
						Left Tilt	171	5855.0	0.077	94.2%	11.0	10.10						
						Right Touch	171	5855.0	0.304	94.2%	11.0	10.10	0.152	0.199			1	141
						Right Tilt	171	5855.0	0.300	94.2%	11.0	10.10						
	802.11a 6 Mbps	Body-worn	Off	15	Rear	177	5885.0	0.281	96.3%	18.0	17.43	0.132	0.156			1		
					Front	177	5885.0	0.199	96.3%	18.0	17.43							
		Product Specific 10-g	Off	0	Rear	177	5885.0	3.519	96.3%	18.0	17.43			0.474	0.561	2		
					Front	177	5885.0	3.229	96.3%	18.0	17.43							
					Edge 1	177	5885.0	1.039	96.3%	18.0	17.43							
					Edge 4	177	5885.0	10.033	96.3%	18.0	17.43			1.140	1.350	1	142	

Antenna	Frequency Band	Mode	RF Exposure Conditions	PWR Back-off	Dist. (mm)	Test Position	Ch #.	Freq. (MHz)	Area Scan Max. SAR (W/kg)	Duty Cycle (%)	Power (dBm)		1-g SAR (W/kg)		10-g SAR (W/kg)		Note	Plot No.
											Tune-up limit	Meas.	Meas.	Scaled	Meas.	Scaled		
WLAN MIMO Ant.1	5.9 GHz U-NII 4	802.11ac VHT 80 29.3 Mbps	Head	On	0	Left Touch	171	5855.0	0.292	94.2%	11.0	9.97	0.127	0.171				
						Left Tilt	171	5855.0	0.304	94.2%	11.0	9.97						
						Right Touch	171	5855.0	0.446	94.2%	11.0	9.97	0.163	0.219			1	144
						Right Tilt	171	5855.0	0.306	94.2%	11.0	9.97						
WLAN MIMO Ant.2	5.9 GHz U-NII 4	802.11ac VHT 80 29.3 Mbps	Head	On	0	Left Touch	171	5855.0	0.292	94.2%	11.0	9.79						
						Left Tilt	171	5855.0	0.304	94.2%	11.0	9.79						
						Right Touch	171	5855.0	0.446	94.2%	11.0	9.79						
						Right Tilt	171	5855.0	0.306	94.2%	11.0	9.79						

Note(s):

1. When the Highest reported SAR is ≤ 0.4 or 1.0 W/kg (1-g or 10-g respectively). Therefore, further SAR measurements within this exposure condition are not required.
2. Highest reported SAR is > 0.4 or 1.0 W/kg (1-g or 10-g respectively). Due to the highest reported SAR for this test position, other test positions in this exposure condition were evaluated until a SAR ≤ 0.8 or 2.0 W/kg (1-g or 10-g respectively) was reported.
3. Testing for a second channel was required because the reported SAR for this test position was > 0.8 or 2.0 W/kg (1-g or 10-g respectively).
4. Additional testing required in order satisfying FCC simultaneous transmission limit criteria.
5. WLAN MIMO SAR additionally evaluated in Head condition due to satisfy simultaneous transmission criteria.

Forder opened configuration

RSDB U-NII 2A WLAN SISO SAR results

Antenna	Frequency Band	Mode	RF Exposure Conditions	PWR Back-off	Dist. (mm)	Test Position	Ch #.	Freq. (MHz)	Area Scan Max. SAR (W/kg)	Duty Cycle (%)	Power (dBm)		1-g SAR (W/kg)		10-g SAR (W/kg)		Note	Plot No.
											Tune-up limit	Meas.	Meas.	Scaled	Meas.	Scaled		
SISO Ant.1	5.3 GHz U-NII 2A	802.11ac VHT 80	Body-worn	Off	15	Rear	58	5290.0	0.062	94.2%	11.0	10.69	0.031	0.036			1	
						Front	58	5290.0	0.041	94.2%	11.0	10.69						
SISO Ant.2	5.3 GHz U-NII 2A	802.11ac VHT 80	Body-worn	Off	15	Rear	58	5290.0	0.047	94.2%	11.0	10.61	0.023	0.027			1	
						Front	58	5290.0	0.024	94.2%	11.0	10.61						

RSDB U-NII 2C WLAN SISO SAR results

Antenna	Frequency Band	Mode	RF Exposure Conditions	PWR Back-off	Dist. (mm)	Test Position	Ch #.	Freq. (MHz)	Area Scan Max. SAR (W/kg)	Duty Cycle (%)	Power (dBm)		1-g SAR (W/kg)		10-g SAR (W/kg)		Note	Plot No.
											Tune-up limit	Meas.	Meas.	Scaled	Meas.	Scaled		
SISO Ant.1	5.5 GHz U-NII 2C	802.11ac VHT 80	Body-worn	Off	15	Rear	106	5530.0	0.057	94.2%	11.0	10.52	0.028	0.033			1	
						Front	106	5530.0	0.035	94.2%	11.0	10.52						
SISO Ant.2	5.5 GHz U-NII 2C	802.11ac VHT 80	Body-worn	Off	15	Rear	122	5610.0	0.083	94.2%	11.0	10.70	0.046	0.052			1	
						Front	122	5610.0	0.023	94.2%	11.0	10.70						

RSDB U-NII 3 WLAN SISO SAR results

Antenna	Frequency Band	Mode	RF Exposure Conditions	PWR Back-off	Dist. (mm)	Test Position	Ch #.	Freq. (MHz)	Area Scan Max. SAR (W/kg)	Duty Cycle (%)	Power (dBm)		1-g SAR (W/kg)		10-g SAR (W/kg)		Note	Plot No.
											Tune-up limit	Meas.	Meas.	Scaled	Meas.	Scaled		
SISO Ant.1	5.8 GHz U-NII 3	802.11ac VHT 80	Body-worn	Off	15	Rear	155	5775.0	0.080	94.2%	11.0	10.55	0.037	0.044			1	
						Front	155	5775.0	0.042	94.2%	11.0	10.55						
						Rear	155	5775.0	0.125	94.2%	11.0	10.55	0.055	0.065			1	
		802.11ac VHT 80	Hotspot	Off	10	Front	155	5775.0	0.064	94.2%	11.0	10.55						
						Edge 1	155	5775.0	0.059	94.2%	11.0	10.55						
						Edge 4	155	5775.0	0.111	94.2%	11.0	10.55						
SISO Ant.2	5.8 GHz U-NII 3	802.11ac VHT 80	Body-worn	Off	15	Rear	155	5775.0	0.051	94.2%	11.0	10.48	0.029	0.034			1	
						Front	155	5775.0	0.032	94.2%	11.0	10.48						
						Rear	155	5775.0	0.091	94.2%	11.0	10.48	0.043	0.051			4	
		802.11ac VHT 80	Hotspot	Off	10	Front	155	5775.0	0.040	94.2%	11.0	10.48						
						Edge 1	155	5775.0	0.092	94.2%	11.0	10.48	0.038	0.045			1	
						Edge 2	155	5775.0	0.073	94.2%	11.0	10.48						

RSDB U-NII 4 WLAN SISO SAR results

Antenna	Frequency Band	Mode	RF Exposure Conditions	PWR Back-off	Dist. (mm)	Test Position	Ch #.	Freq. (MHz)	Area Scan Max. SAR (W/kg)	Duty Cycle (%)	Power (dBm)		1-g SAR (W/kg)		10-g SAR (W/kg)		Note	Plot No.
											Tune-up limit	Meas.	Meas.	Scaled	Meas.	Scaled		
SISO Ant.1	5.9 GHz U-NII 4	802.11ac VHT 80	Body-worn	Off	15	Rear	171	5855.0	0.046	94.2%	11.0	10.10	0.024	0.031			1	
						Front	171	5855.0	0.035	94.2%	11.0	10.10						
SISO Ant.2	5.9 GHz U-NII 4	802.11ac VHT 80	Body-worn	Off	15	Rear	171	5855.0	0.046	94.2%	11.0	10.04	0.022	0.029			1	
						Front	171	5855.0	0.020	94.2%	11.0	10.04						

Note(s):

1. When the Highest reported SAR is ≤ 0.4 or 1.0 W/kg (1-g or 10-g respectively). Therefore, further SAR measurements within this exposure condition are not required.
2. Highest reported SAR is > 0.4 or 1.0 W/kg (1-g or 10-g respectively). Due to the highest reported SAR for this test position, other test positions in this exposure condition were evaluated until a SAR ≤ 0.8 or 2.0 W/kg (1-g or 10-g respectively) was reported.
3. Testing for a second channel was required because the reported SAR for this test position was > 0.8 or 2.0 W/kg (1-g or 10-g respectively).
4. Additional testing required in order satisfying FCC simultaneous transmission limit criteria.
5. RSDB WLAN SAR additionally evaluated in Body-worn & Hotspot exposure condition due to satisfy simultaneous transmission criteria of RSDB configurations.

Forder closed configuration

Normal U-NII 2A WLAN SISO & MIMO

Antenna	Frequency Band	Mode	RF Exposure Conditions	PWR Back-off	Dist. (mm)	Test Position	Ch #.	Freq. (MHz)	Area Scan Max. SAR (W/kg)	Duty Cycle (%)	Power (dBm)		1-g SAR (W/kg)		Note	Plot No.
											Tune-up limit	Meas.	Meas.	Scaled		
SISO Ant.1	5.3 GHz U-NII 2A	802.11a 6 Mbps	Body-w orn	Off	15	Rear	56	5280.0	0.080	96.3%	18.0	17.79	0.042	0.045	4	
						Front	56	5280.0	0.296	96.3%	18.0	17.79	0.154	0.168	1	145
SISO Ant.2	5.3 GHz U-NII 2A	802.11a 6 Mbps	Body-w orn	Off	15	Rear	56	5280.0	0.038	96.3%	18.0	17.33	0.021	0.025	4	
						Front	56	5280.0	0.232	96.3%	18.0	17.33	0.110	0.133	1	
MIMO Ant.1	5.3 GHz U-NII 2A	802.11a 6 Mbps	Body-w orn	Off	15	Rear	56	5280.0	0.086	96.3%	18.0	17.76	0.039	0.043		
						Front	56	5280.0	0.435	96.3%	18.0	17.76	0.206	0.226	1	146
MIMO Ant.2	5.3 GHz U-NII 2A	802.11a 6 Mbps	Body-w orn	Off	15	Rear	56	5280.0	0.086	96.3%	18.0	17.38	0.043	0.051	4	
						Front	56	5280.0	0.435	96.3%	18.0	17.38	0.183	0.219		

Normal U-NII 2C WLAN SISO & MIMO

Antenna	Frequency Band	Mode	RF Exposure Conditions	PWR Back-off	Dist. (mm)	Test Position	Ch #.	Freq. (MHz)	Area Scan Max. SAR (W/kg)	Duty Cycle (%)	Power (dBm)		1-g SAR (W/kg)		Note	Plot No.
											Tune-up limit	Meas.	Meas.	Scaled		
SISO Ant.1	5.5 GHz U-NII 2C	802.11a 6 Mbps	Body-w orn	Off	15	Rear	100	5500.0	0.060	96.3%	18.0	17.76	0.032	0.035	4	
						Front	100	5500.0	0.260	96.3%	18.0	17.76	0.129	0.142	1	
SISO Ant.2	5.5 GHz U-NII 2C	802.11a 6 Mbps	Body-w orn	Off	15	Rear	120	5600.0	0.089	96.3%	18.0	17.93	0.041	0.044	4	
						Front	120	5600.0	0.325	96.3%	18.0	17.93	0.165	0.174	1	147
MIMO Ant.1	5.5 GHz U-NII 2C	802.11a 6 Mbps	Body-w orn	Off	15	Rear	100	5500.0	0.074	96.3%	18.0	17.80				
						Front	100	5500.0	0.381	96.3%	18.0	17.80	0.182	0.198	1	148
MIMO Ant.2	5.5 GHz U-NII 2C	802.11a 6 Mbps	Body-w orn	Off	15	Rear	100	5500.0	0.074	96.3%	18.0	16.34	0.034	0.052	4	
						Front	100	5500.0	0.381	96.3%	18.0	16.34	0.124	0.189		

Normal U-NII 3 WLAN SISO & MIMO

Antenna	Frequency Band	Mode	RF Exposure Conditions	PWR Back-off	Dist. (mm)	Test Position	Ch #.	Freq. (MHz)	Area Scan Max. SAR (W/kg)	Duty Cycle (%)	Power (dBm)		1-g SAR (W/kg)		Note	Plot No.
											Tune-up limit	Meas.	Meas.	Scaled		
SISO Ant.1	5.8 GHz U-NII 3	802.11a 6 Mbps	Body-w orn	Off	15	Rear	165	5825.0	0.046	96.3%	18.0	17.47	0.021	0.024	4	
						Front	165	5825.0	0.275	96.3%	18.0	17.47	0.124	0.146	1	149
	5.8 GHz U-NII 3	802.11a 6 Mbps	Hotspot	Off	5	Rear	149	5745.0	0.077	96.3%	18.0	17.53	0.017	0.019	4	
						Front	149	5745.0	0.850	96.3%	18.0	17.53	0.362	0.419	2	
SISO Ant.2	5.8 GHz U-NII 3	802.11a 6 Mbps	Body-w orn	Off	15	Edge 3	149	5745.0	0.224	96.3%	18.0	17.53	0.087	0.101	4	
						Edge 4	149	5745.0	0.977	96.3%	18.0	17.53	0.375	0.434	1	
	5.8 GHz U-NII 3	802.11a 6 Mbps	Hotspot	Off	5	Rear	165	5825.0	0.099	96.3%	18.0	17.76	0.045	0.050	4	
						Front	165	5825.0	0.185	96.3%	18.0	17.76	0.092	0.101	1	
MIMO Ant.1	5.8 GHz U-NII 3	802.11a 6 Mbps	Body-w orn	Off	15	Rear	149	5745.0	0.295	96.3%	18.0	17.65	0.091	0.102	4	
						Front	149	5745.0	0.999	96.3%	18.0	17.65	0.502	0.565	1	150
	5.8 GHz U-NII 3	802.11a 6 Mbps	Hotspot	Off	5	Edge 2	149	5745.0	0.306	96.3%	18.0	17.65				
						Edge 3	149	5745.0	0.485	96.3%	18.0	17.65	0.231	0.260	2	
MIMO Ant.2	5.8 GHz U-NII 3	802.11a 6 Mbps	Body-w orn	Off	15	Rear	149	5745.0	0.076	96.3%	18.0	17.58	0.029	0.033		
						Front	149	5745.0	0.336	96.3%	18.0	17.58				
	5.8 GHz U-NII 3	802.11a 6 Mbps	Hotspot	Off	5	Rear	149	5745.0	0.235	96.3%	18.0	17.58				
						Front	149	5745.0	1.274	96.3%	18.0	17.58	0.570	0.652		
MIMO Ant.2	5.8 GHz U-NII 3	802.11a 6 Mbps	Body-w orn	Off	15	Edge 2	149	5745.0	0.271	96.3%	18.0	17.58	0.070	0.080		
						Edge 3	149	5745.0	0.467	96.3%	18.0	17.58	0.175	0.200		
	5.8 GHz U-NII 3	802.11a 6 Mbps	Hotspot	Off	5	Edge 4	149	5745.0	1.067	96.3%	18.0	17.58	0.497	0.569	2	
						Rear	149	5745.0	0.076	96.3%	18.0	16.33	0.042	0.064	4	
MIMO Ant.2	5.8 GHz U-NII 3	802.11a 6 Mbps	Body-w orn	Off	15	Front	149	5745.0	0.336	96.3%	18.0	16.33	0.161	0.246	1	151
						Rear	149	5745.0	0.235	96.3%	18.0	16.33	0.106	0.162	4	
	5.8 GHz U-NII 3	802.11a 6 Mbps	Hotspot	Off	5	Front	149	5745.0	1.274	96.3%	18.0	16.33	0.472	0.720		152
						Edge 2	149	5745.0	0.271	96.3%	18.0	16.33	0.123	0.188	4	
MIMO Ant.2	5.8 GHz U-NII 3	802.11a 6 Mbps	Body-w orn	Off	15	Edge 3	149	5745.0	0.467	96.3%	18.0	16.33	0.168	0.256	4	
						Edge 4	149	5745.0	1.067	96.3%	18.0	16.33				

Normal U-NII 4 WLAN SISO & MIMO

Antenna	Frequency Band	Mode	RF Exposure Conditions	PWR Back-off	Dist. (mm)	Test Position	Ch #.	Freq. (MHz)	Area Scan Max. SAR (W/kg)	Duty Cycle (%)	Power (dBm)		1-g SAR (W/kg)		Note	Plot No.
											Tune-up limit	Meas.	Meas.	Scaled		
SISO Ant.1	5.9 GHz U-NII 4	802.11a 6 Mbps	Body-w orn	Off	15	Rear	177	5885.0	0.042	96.3%	18.0	17.43	0.020	0.023	4	
						Front	177	5885.0	0.267	96.3%	18.0	17.43	0.120	0.142	1	153
SISO Ant.2	5.9 GHz U-NII 4	802.11a 6 Mbps	Body-w orn	Off	15	Rear	177	5885.0	0.099	96.3%	18.0	17.60	0.043	0.049	4	
						Front	177	5885.0	0.185	96.3%	18.0	17.60	0.089	0.101	1	
MIMO Ant.1	5.9 GHz U-NII 4	802.11a 6 Mbps	Body-w orn	Off	15	Rear	177	5885.0	0.072	96.3%	18.0	17.48	0.029	0.034		
						Front	177	5885.0	0.268	96.3%	18.0	17.48	0.119	0.139	1	154
MIMO Ant.2	5.9 GHz U-NII 4	802.11a 6 Mbps	Body-w orn	Off	15	Rear	177	5885.0	0.072	96.3%	18.0	16.44	0.036	0.053	4	
						Front	177	5885.0	0.268	96.3%	18.0	16.44				

Note(s):

1. When the Highest reported SAR is ≤ 0.4 or 1.0 W/kg (1-g or 10-g respectively). Therefore, further SAR measurements within this exposure condition are not required.
2. Highest reported SAR is > 0.4 or 1.0 W/kg (1-g or 10-g respectively). Due to the highest reported SAR for this test position, other test positions in this exposure condition were evaluated until a SAR ≤ 0.8 or 2.0 W/kg (1-g or 10-g respectively) was reported.
3. Testing for a second channel was required because the reported SAR for this test position was > 0.8 or 2.0 W/kg (1-g or 10-g respectively).
4. Additional testing required in order satisfying FCC simultaneous transmission limit criteria.
5. WLAN MIMO SAR additionally evaluated in Body-worn & Hotspot condition due to satisfy simultaneous transmission criteria.

Forder closed configuration

RSDB U-NII 2A WLAN SISO

Antenna	Frequency Band	Mode	RF Exposure Conditions	PWR Back-off	Dist. (mm)	Test Position	Ch #.	Freq. (MHz)	Area Scan Max. SAR (W/kg)	Duty Cycle (%)	Power (dBm)		1-g SAR (W/kg)		Note	Plot No.
											Tune-up limit	Meas.	Meas.	Scaled		
SISO Ant.1	5.3 GHz U-NII 2A	802.11ac VHT 80	Body-worn	Off	15	Rear	58	5290.0	0.021	94.2%	11.0	10.69	0.013	0.015	4	
						Front	58	5290.0	0.084	94.2%	11.0	10.69	0.035	0.040	1	
SISO Ant.2	5.3 GHz U-NII 2A	802.11ac VHT 80	Body-worn	Off	15	Rear	58	5290.0	0.019	94.2%	11.0	10.61	0.012	0.013	4	
						Front	58	5290.0	0.050	94.2%	11.0	10.61	0.031	0.035	1	

RSDB U-NII 2A WLAN SISO

Antenna	Frequency Band	Mode	RF Exposure Conditions	PWR Back-off	Dist. (mm)	Test Position	Ch #.	Freq. (MHz)	Area Scan Max. SAR (W/kg)	Duty Cycle (%)	Power (dBm)		1-g SAR (W/kg)		Note	Plot No.
											Tune-up limit	Meas.	Meas.	Scaled		
SISO Ant.1	5.5 GHz U-NII 2C	802.11ac VHT 80	Body-worn	Off	15	Rear	106	5530.0	0.020	94.2%	11.0	10.52	0.013	0.015	4	
						Front	106	5530.0	0.064	94.2%	11.0	10.52	0.030	0.035	1	
SISO Ant.2	5.5 GHz U-NII 2C	802.11ac VHT 80	Body-worn	Off	15	Rear	122	5610.0	0.030	94.2%	11.0	10.70	0.017	0.020	4	
						Front	122	5610.0	0.070	94.2%	11.0	10.70	0.034	0.038	1	

RSDB U-NII 3 WLAN SISO & MIMO

Antenna	Frequency Band	Mode	RF Exposure Conditions	PWR Back-off	Dist. (mm)	Test Position	Ch #.	Freq. (MHz)	Area Scan Max. SAR (W/kg)	Duty Cycle (%)	Power (dBm)		1-g SAR (W/kg)		Note	Plot No.
											Tune-up limit	Meas.	Meas.	Scaled		
SISO Ant.1	5.8 GHz U-NII 3	802.11ac VHT 80	Body-worn	Off	15	Rear	155	5775.0	0.016	94.2%	11.0	10.55	0.014	0.016	4	
						Front	155	5775.0	0.067	94.2%	11.0	10.55	0.034	0.040	1	
	Hotspot	802.11ac VHT 80	Off	5	Rear	155	5775.0	0.019	94.2%	11.0	10.55	0.014	0.016	4		
					Front	155	5775.0	0.235	94.2%	11.0	10.55	0.124	0.146	1		
					Edge 3	155	5775.0	0.094	94.2%	11.0	10.55	0.042	0.049	4		
SISO Ant.2	5.8 GHz U-NII 3	802.11ac VHT 80	Body-worn	Off	15	Rear	155	5775.0	0.024	94.2%	11.0	10.48	0.017	0.021	4	
						Front	155	5775.0	0.041	94.2%	11.0	10.48	0.028	0.034	1	
	Hotspot	802.11ac VHT 80	Off	5	Rear	155	5775.0	0.062	94.2%	11.0	10.48	0.028	0.033	4		
					Front	155	5775.0	0.251	94.2%	11.0	10.48	0.140	0.168	1		
					Edge 2	155	5775.0	0.067	94.2%	11.0	10.48	0.030	0.036	4		
MIMO Ant.1	5.8 GHz U-NII 3	802.11ac VHT 80	Hotspot	Off	5	Front	155	5775.0	0.019	94.2%	11.0	10.42	0.053	0.064	4	
MIMO Ant.1	5.8 GHz U-NII 3	802.11ac VHT 80	Hotspot	Off	5	Front	155	5775.0	0.019	94.2%	11.0	9.34				

RSDB U-NII 4 WLAN SISO

Antenna	Frequency Band	Mode	RF Exposure Conditions	PWR Back-off	Dist. (mm)	Test Position	Ch #.	Freq. (MHz)	Area Scan Max. SAR (W/kg)	Duty Cycle (%)	Power (dBm)		1-g SAR (W/kg)		Note	Plot No.
											Tune-up limit	Meas.	Meas.	Scaled		
SISO Ant.1	5.9 GHz U-NII 4	802.11ac VHT 80	Body-worn	Off	15	Rear	171	5855.0	0.023	94.2%	11.0	10.10	0.015	0.019	4	
						Front	171	5855.0	0.048	94.2%	11.0	10.10	0.027	0.035	1	
SISO Ant.2	5.9 GHz U-NII 4	802.11ac VHT 80	Body-worn	Off	15	Rear	171	5855.0	0.028	94.2%	11.0	10.04	0.015	0.019	4	
						Front	171	5855.0	0.032	94.2%	11.0	10.04	0.019	0.025	1	

Note(s):

1. When the Highest reported SAR is ≤ 0.4 or 1.0 W/kg (1-g or 10-g respectively). Therefore, further SAR measurements within this exposure condition are not required.
2. Highest reported SAR is > 0.4 or 1.0 W/kg (1-g or 10-g respectively). Due to the highest reported SAR for this test position, other test positions in this exposure condition were evaluated until a SAR ≤ 0.8 or 2.0 W/kg (1-g or 10-g respectively) was reported.
3. Testing for a second channel was required because the reported SAR for this test position was > 0.8 or 2.0 W/kg (1-g or 10-g respectively).
4. Additional testing required in order satisfying FCC simultaneous transmission limit criteria.
5. RSDB WLAN SAR additionally evaluated in Body-worn & Hotspot condition due to satisfy simultaneous transmission criteria.

10.24. Bluetooth

Forder opened configuration

Antenna	Frequency Band	Mode	RF Exposure Conditions	PWR Back-off	Dist. (mm)	Test Position	Ch #.	Freq. (MHz)	Duty Cycle (%)	Power (dBm)		1-g SAR (W/kg)		Plot No.		
										Tune-up limit	Meas.	Meas.	Scaled			
BT SISO Ant.1	2.4 GHz	GFSK	Head	Off	0	Left Touch	0	2402.0	76.7%	12.0	11.89	0.015	0.020	155		
						Left Tilt	0	2402.0	76.7%	12.0	11.89	0.008	0.011			
						Right Touch	0	2402.0	76.7%	12.0	11.89	0.151	0.202			
						Right Tilt	0	2402.0	76.7%	12.0	11.89	0.078	0.105			
		GFSK	Body-worn	Off	15	Rear	0	2402.0	76.7%	17.5	17.17	0.039	0.055			
						Front	0	2402.0	76.7%	17.5	17.17	0.035	0.049			
		GFSK	Hotspot	Off	10	Rear	0	2402.0	76.7%	17.5	17.17	0.072	0.102			
						Front	0	2402.0	76.7%	17.5	17.17	0.058	0.082			
						Edge 1	0	2402.0	76.7%	17.5	17.17	0.033	0.046			
						Edge 4	0	2402.0	76.7%	17.5	17.17	0.155	0.218			
		BT SISO Ant.2	2.4 GHz	GFSK	Head	Off	0	Left Touch	0	2402.0	76.7%	10.5	10.34	0.077	0.104	
								Left Tilt	0	2402.0	76.7%	10.5	10.34	0.097	0.131	
Right Touch	0							2402.0	76.7%	10.5	10.34	0.069	0.093			
Right Tilt	0							2402.0	76.7%	10.5	10.34	0.055	0.075			
GFSK	Body-worn			Off	15	Rear	0	2402.0	76.7%	15.5	14.99	0.067	0.099	157		
						Front	0	2402.0	76.7%	15.5	14.99	0.036	0.053			
GFSK	Hotspot			Off	10	Rear	0	2402.0	76.7%	15.5	14.99	0.138	0.202			
						Front	0	2402.0	76.7%	15.5	14.99	0.067	0.098			
						Edge 1	0	2402.0	76.7%	15.5	14.99	0.077	0.112			
						Edge 2	0	2402.0	76.7%	15.5	14.99	0.022	0.032			

Forder Closed configuration

Antenna	Frequency Band	Mode	RF Exposure Conditions	PWR Back-off	Dist. (mm)	Test Position	Ch #.	Freq. (MHz)	Duty Cycle (%)	Power (dBm)		1-g SAR (W/kg)		Plot No.
										Tune-up limit	Meas.	Meas.	Scaled	
BT SISO Ant.1	2.4 GHz	GFSK	Body-worn	Off	15	Rear	0	2402.0	76.7%	17.5	17.17	0.014	0.019	
						Front	0	2402.0	76.7%	17.5	17.17	0.044	0.061	
		GFSK	Hotspot	Off	5	Rear	0	2402.0	76.7%	17.5	17.17	0.028	0.040	
						Front	0	2402.0	76.7%	17.5	17.17	0.149	0.209	
						Edge 3	0	2402.0	76.7%	17.5	17.17	0.068	0.096	
BT SISO Ant.2	2.4 GHz	GFSK	Body-worn	Off	15	Rear	0	2402.0	76.7%	15.5	14.99	0.011	0.016	159
						Front	0	2402.0	76.7%	15.5	14.99	0.045	0.066	
		GFSK	Hotspot	Off	5	Rear	0	2402.0	76.7%	15.5	14.99	0.037	0.055	
						Front	0	2402.0	76.7%	15.5	14.99	0.208	0.305	
						Edge 2	0	2402.0	76.7%	15.5	14.99	0.023	0.034	
						Edge 3	0	2402.0	76.7%	15.5	14.99	0.140	0.205	

10.25. NFC

Forder opened configuration

Antenna	Mode	RF Exposure Conditions	Dist. (mm)	Test Position	Test setup		Freq. (MHz)	10-g SAR (W/kg)	Plot No.	
					Type	Bitrate		Meas.		
NFC	PBRS	Product Specific 10-g	0	Rear	A	106	13.6	0.005	160	
					A	212	13.6	0.004		
					A	423	13.6	0.004		
					B	106	13.6	0.004		
					C	106	13.6	< 0.001		
				Front	A	106	13.6	< 0.001		
					Edge 1	A	106	13.6		< 0.001
					Edge 2	A	106	13.6		< 0.001
					Edge 3	A	106	13.6		< 0.001
					Edge 4	A	106	13.6		< 0.001

Note(s):

NFC mode only operate at Forder opened configuration, so Forder closed configuration is not consider for SAR test.

11. SAR Measurement Variability

In accordance with published RF Exposure KDB 865664 D01 SAR measurement 100 MHz to 6 GHz. These additional measurements are repeated after the completion of all measurements requiring the same head or body tissue-equivalent medium in a frequency band. The test device should be returned to ambient conditions (normal room temperature) with the battery fully charged before it is re-mounted on the device holder for the repeated measurement(s) to minimize any unexpected variations in the repeated results.

- 1) Repeated measurement is not required when the original highest measured SAR is <0.8 or 2 W/kg (1-g or 10-g respectively); steps 2) through 4) do not apply.
- 2) When the original highest measured SAR is ≥ 0.8 or 2 W/kg (1-g or 10-g respectively), repeat that measurement once.
- 3) Perform a second repeated measurement only if the **ratio of largest to smallest SAR** for the original and first repeated measurements is > 1.20 or when the original or repeated measurement is ≥ 1.45 or 3.6 W/kg (~ 10% from the 1-g or 10-g respective SAR limit).
- 4) Perform a third repeated measurement only if the original, first, or second repeated measurement is ≥ 1.5 or 3.75 W/kg (1-g or 10-g respectively) and the ratio of largest to smallest SAR for the original, first and second repeated measurements is > 1.20 .

Frequency Band (MHz)	Air Interface	RF Exposure Conditions	DUT Configuration	Test Position	Repeated SAR (Yes/No)	Highest Measured SAR (W/kg)	Repeated Measured SAR (W/kg)
850	LTE Band 5	Hotspot	Closed	Rear	Yes	0.856	0.849
	LTE Band 26	Hotspot	Closed	Rear	No	0.833	N/A
	NR Band n5	Hotspot	Closed	Rear	No	0.855	N/A
1750	LTE Band 4	Hotspot	Closed	Edge 2	Yes	0.940	0.906
	LTE Band 66	Hotspot	Closed	Edge 3	No	0.864	N/A
	NR Band n66	Hotspot	Closed	Edge 3	No	0.860	N/A
1900	GSM 1900	Hotspot	Closed	Edge 3	No	0.877	N/A
	WCDMA Band II	Hotspot	Closed	Edge 3	Yes	0.953	0.953
	LTE Band 25	Hotspot	Closed	Edge 3	No	0.926	N/A
	NR Band n25	Hotspot	Closed	Edge 3	No	0.864	N/A
2600	NR Band n41	Hotspot	Closed	Edge 2	Yes	0.927	0.926
3700	NR Band n77	Head	Open	Left Touch	Yes	0.944	0.941

Note(s):

1. In above table, Only some bands above 0.8 or 2.0 W/kg (1-g or 10-g Measured SAR) were listed.
2. Second Repeated Measurement is not required since the ratio of the largest to smallest SAR for the original and first repeated measurement is not > 1.20 .

12. Simultaneous Transmission SAR Analysis

Simultaneous Transmission Condition

RF Exposure Condition	Item	Capable Transmit Configurations					
Head & Body-w orn & Hotspot & Product Specific 10-g	1	WWAN (2G/3G/LTE/NR)	+	DTS MIMO (Ant.1 + Ant.2)		Non-RSDB Scenarios	
	2	WWAN (2G/3G/LTE/NR)	+	UNII Ant.1			
	3	WWAN (2G/3G/LTE/NR)	+	UNII MIMO (Ant.1 + Ant.2)			
	4	WWAN (2G/3G/LTE/NR)	+	BT Ant.1	or		BT Ant.2
	5	WWAN (2G/3G/LTE/NR)	+	DTS Ant.2	+		BT Ant.1
	6	WWAN (2G/3G/LTE/NR)	+	UNII Ant.1	+		BT Ant.1 or BT Ant.2
	7	WWAN (2G/3G/LTE/NR)	+	UNII MIMO	+		BT Ant.1 or BT Ant.2
	8	WWAN (2G/3G/LTE/NR)	+	DTS MIMO	+	UNII Ant.1	RSDB Scenarios
	9	WWAN (2G/3G/LTE/NR)	+	DTS MIMO	+	UNII MIMO	
	10	WWAN (2G/3G/LTE/NR)	+	DTS Ant.2	+	UNII Ant.1 + BT Ant.1	
	11	WWAN (2G/3G/LTE/NR)	+	DTS Ant.2	+	UNII MIMO + BT Ant.1	
	12	EN-DC (LTE + NR)	+	DTS MIMO (Ant.1 + Ant.2)		Non-RSDB Scenarios	
	13	EN-DC (LTE + NR)	+	UNII Ant.1			
	14	EN-DC (LTE + NR)	+	UNII MIMO (Ant.1 + Ant.2)			
	15	EN-DC (LTE + NR)	+	BT Ant.1	or		BT Ant.2
	16	EN-DC (LTE + NR)	+	DTS Ant.2	+		BT Ant.1
	17	EN-DC (LTE + NR)	+	UNII Ant.1	+		BT Ant.1 or BT Ant.2
	18	EN-DC (LTE + NR)	+	UNII MIMO	+		BT Ant.1 or BT Ant.2
	19	EN-DC (LTE + NR)	+	DTS MIMO	+	UNII Ant.1	RSDB Scenarios
	20	EN-DC (LTE + NR)	+	DTS MIMO	+	UNII MIMO	
	21	EN-DC (LTE + NR)	+	DTS Ant.2	+	UNII Ant.1 + BT Ant.1	
	22	EN-DC (LTE + NR)	+	DTS Ant.2	+	UNII MIMO + BT Ant.1	
	23	UL-CA (PCC + SCC)	+	DTS MIMO (Ant.1 + Ant.2)		Non-RSDB Scenarios	
	24	UL-CA (PCC + SCC)	+	UNII Ant.1			
	25	UL-CA (PCC + SCC)	+	UNII MIMO (Ant.1 + Ant.2)			
	26	UL-CA (PCC + SCC)	+	BT Ant.1	or		BT Ant.2
	27	UL-CA (PCC + SCC)	+	DTS Ant.2	+		BT Ant.1
	28	UL-CA (PCC + SCC)	+	UNII Ant.1	+		BT Ant.1 or BT Ant.2
	29	UL-CA (PCC + SCC)	+	UNII MIMO	+		BT Ant.1 or BT Ant.2
	30	UL-CA (PCC + SCC)	+	DTS MIMO	+	UNII Ant.1	RSDB Scenarios
	31	UL-CA (PCC + SCC)	+	DTS MIMO	+	UNII MIMO	
	32	UL-CA (PCC + SCC)	+	DTS Ant.2	+	UNII Ant.1 + BT Ant.1	
	33	UL-CA (PCC + SCC)	+	DTS Ant.2	+	UNII MIMO + BT Ant.1	
Product Specific 10-g	34	All scenarios(1 - 33) + NFC					

Notes:

1. DTS supports Wi-Fi Direct, Hotspot and VoIP.
2. U-NII supports Wi-Fi Direct, Hotspot and VoIP.
3. GPRS, W-CDMA, LTE, NR supports Hotspot and VoIP
4. GPRS, W-CDMA, LTE, NR supports Hotspot and VoIP
5. U-NII Radio can transmit simultaneously with Bluetooth Radio.
6. DTS Radio can transmit simultaneously with Bluetooth Radio.
7. DTS Radio can transmit simultaneously with U-NII Radio in only RSDB Scenarios
8. NR Radio support to both SA and NSA(ENDC) Radio.
9. BT tethering is considered about each RF exposure conditions.
10. LTE support UL CA interband configurations.
11. NFC Ratio can transmit simultaneously with all transmitter radio according simultaneous transmission scenarios.

Note(s):

1. For EN-DC mode, Qualcomm Smart Transmit algorithm in WWAN adds directly the time-averaged RF exposure from 4G(LTE) and time-averaged RF exposure from 5G NR. Smart Transmit algorithm controls the total RF exposure from both 4G and 5G NR to not exceed FCC limit. Therefore, simultaneous transmission compliance between 4G+5G NR operation is demonstrated in the Part 2 Report during algorithm validation. In Part 1 Report, simultaneous transmission compliance was evaluated individually with other Radios (WLAN or BT) using one of 4G or 5G NR.
2. For UL-CA (Inter band) mode, Qualcomm Smart Transmit algorithm in WWAN adds directly the time-averaged RF exposure from LTE-PCC and time-averaged RF exposure from LTE-SCC. Smart Transmit algorithm controls the total RF exposure from both LTE-PCC and LTE-SCC to not exceed FCC limit. Therefore, simultaneous transmission compliance between LTE-PCC + LTE-SCC operation is demonstrated in the Part 2 Report during algorithm validation. In Part 1 Report, simultaneous transmission compliance was evaluated individually with other Radios (WLAN or BT) using one of LTE-PCC or LTE-SCC.

Simultaneous transmission SAR test exclusion considerations

KDB 447498 D01 General RF Exposure Guidance provides two procedures for determining simultaneous transmission SAR test exclusion: Sum of SAR and SAR to Peak Location Ratio (SPLSR)

Sum of SAR

To qualify for simultaneous transmission SAR test exclusion based upon Sum of SAR the sum of the reported standalone SARs for all simultaneously transmitting antennas shall be below the applicable standalone SAR limit. If the sum of the SARs is above the applicable limit then simultaneous transmission SAR test exclusion may still apply if the requirements of the SAR to Peak Location Ratio (SPLSR) evaluation are met.

SAR to Peak Location Ratio (SPLSR)

KDB 447498 D01 General RF Exposure Guidance explains how to calculate the SAR to Peak Location Ratio (SPLSR) between pairs of simultaneously transmitting antennas:

$$SPLSR = (SAR_1 + SAR_2)^{1.5} / Ri$$

Where:

SAR₁ is the highest reported or estimated SAR for the first of a pair of simultaneous transmitting antennas, in a specific test operating mode and exposure condition

SAR₂ is the highest reported or estimated SAR for the second of a pair of simultaneous transmitting antennas, in the same test operating mode and exposure condition as the first

Ri is the separation distance between the pair of simultaneous transmitting antennas. When the SAR is measured, for both antennas in the pair, it is determined by the actual x, y and z coordinates in the 1-g SAR for each SAR peak location, based on the extrapolated and interpolated result in the zoom scan measurement, using the formula of

$$[(x_1 - x_2)^2 + (y_1 - y_2)^2 + (z_1 - z_2)^2]$$

In order for a pair of simultaneous transmitting antennas with the sum of 1-g SAR > 1.6 W/kg to qualify for exemption from Simultaneous Transmission SAR measurements, it has to satisfy the condition of:

$$(SAR_1 + SAR_2)^{1.5} / Ri \leq 0.04$$

When an individual antenna transmits at on two bands simultaneously, the sum of the highest *reported* SAR for the frequency bands should be used to determine **SAR₁** or **SAR₂**. When SPLSR is necessary, the smallest distance between the peak SAR locations for the antenna pair with respect to the peaks from each antenna should be used.

The antennas in all antenna pairs that do not qualify for simultaneous transmission SAR test exclusion must be tested for SAR compliance, according to the enlarged zoom scan and volume scan post-processing procedures in KDB Publication 865664 D01

The antennas for the unlicensed transmitters are closely situated. As a result, the associated SAR hotspots are also closely situated. Some of the sum of SAR calculations yielded results over 1.6 W/kg. The SPLSR calculations for these situations were performed by treating the unlicensed SAR values as a single transmitter. The most conservative distance between all the unlicensed hotspots to the licensed hotspot was used for the value of *d* in the SPLSR calculation.

Simultaneous transmission SAR measurement

When simultaneous transmission SAR measurements are required in different frequency bands not covered by a single probe calibration point then separate tests for each frequency band are performed. The tests are performed using enlarged zoom scans which are processed, by means of superposition, using the DASY5 volume scan postprocessing procedures to determine the 1-g SAR for the aggregate SAR distribution.

The spatial resolution used for all enlarged zoom scans is the same as used for the most stringent zoom scans. I.E. the scan parameters required for the highest frequency assessed are used for all enlarged zoom scans. The scans cover the complete area of the device to ensure all transmitting antennas and radiating structures are assessed.

DASY5 provides the ability to perform Multiband Evaluations according to the latest standards using the Volume Scan job as well as appropriate routines for the Post-processing.

In order to extract and process measurements within different frequency bands, the SEMCAD X Post-processor performs the combination and subsequent superposition of these measurement data via DASY5= Combined MultiBand Averaged SAR.

Combined Multi Band Averaged SAR allows - in addition to the data extraction - an evaluation of the 1 g, 10 g and/or arbitrary averaged mass SAR.

Power Scaling Factor is used to allow the volume scans to be scaled by a value other than "1", this is important when the results need to be scaled to different maximum power levels. The Power Scaling Factor is applied to each individual point of the scan. When power scaling is used in multi-band combinations the scaling factor is applied to each individual point of the first scan, the second factor is then applied to each individual point of the second scan and so on. The scans are then combined.

12.1. Sum of the SAR for GSM850 & Wi-Fi & BT

Forder opened configuration

Non-RSDB scenarios (Forder opened configuration)

RF Exposure	Test Position	Standalone SAR (W/kg)									Sum of SAR (W/kg)									
		WWAN	Non-RSDB scenarios								WWAN + DTS MIMO	WWAN + UNII Ant.1	WWAN + UNII MIMO	WWAN + BT Ant.1	WWAN + BT Ant.2	WWAN + DTS Ant.2 + BT Ant.1	WWAN + UNII Ant.1 + BT Ant.1	WWAN + UNII Ant.1 + BT Ant.2	WWAN + UNII MIMO + BT Ant.1	WWAN + UNII MIMO + BT Ant.2
			DTS Ant.1	DTS Ant.2	DTS MIMO	UNII Ant.1	UNII Ant.2	UNII MIMO	BT Ant.1	BT Ant.2										
1	2	3	4	5	6	7	8	9												
Head (1-g SAR)	Left Touch	0.220	0.283	0.247	0.152	0.065	0.220	0.198	0.020	0.104	0.372	0.285	0.418	0.240	0.324	0.487	0.305	0.389	0.438	0.522
	Left Tilt	0.126	0.283	0.247	0.294	0.261	0.220	0.268	0.011	0.131	0.420	0.387	0.394	0.137	0.257	0.384	0.398	0.518	0.405	0.525
	Right Touch	0.272	0.283	0.125	0.294	0.261	0.220	0.219	0.202	0.093	0.566	0.533	0.491	0.474	0.365	0.599	0.735	0.626	0.693	0.584
	Right Tilt	0.150	0.283	0.247	0.294	0.261	0.220	0.268	0.105	0.075	0.444	0.411	0.418	0.255	0.225	0.502	0.516	0.486	0.523	0.493
Body-Worn (1-g SAR)	Rear	0.227	0.060	0.141	0.118	0.156	0.269	0.425	0.055	0.099	0.345	0.383	0.652	0.282	0.326	0.423	0.438	0.482	0.707	0.751
	Front	0.212	0.060	0.141	0.118	0.156	0.269	0.425	0.049	0.053	0.330	0.368	0.637	0.261	0.265	0.402	0.417	0.421	0.686	0.690
Hotspot (1-g SAR)	Rear	0.263	0.126	0.280	0.275	0.260	0.167	0.427	0.102	0.202	0.538	0.523	0.690	0.365	0.465	0.645	0.625	0.725	0.792	0.892
	Front	0.176	0.265	0.280	0.275	0.264	0.167	0.431	0.082	0.098	0.451	0.440	0.607	0.258	0.274	0.538	0.522	0.538	0.689	0.705
	Edge 1		0.265	0.280	0.275	0.264	0.167	0.431	0.046	0.112										
	Edge 2	0.193		0.280	0.275		0.167	0.167		0.032	0.468	0.193	0.360	0.193	0.225	0.473	0.193	0.225	0.360	0.392
	Edge 3	0.088									0.088	0.088	0.088	0.088	0.088	0.088	0.088	0.088	0.088	0.088
	Edge 4	0.106	0.265		0.257	0.264		0.264	0.218		0.363	0.370	0.370	0.324	0.106	0.324	0.588	0.370	0.588	0.370
Product Specific 10-g (10-g SAR)	Rear				0.676	0.811	1.487													
	Front				1.350	0.971	2.321													
	Edge 1				1.350	0.971	2.321													
	Edge 2					0.971	0.971													
	Edge 3																			
	Edge 4				1.350		1.350													

RSDB scenarios (Forder opened configuration)

RF Exposure	Test Position	Standalone SAR (W/kg)								Sum of SAR (W/kg)			
		WWAN	RSDB scenarios							WWAN + DTS MIMO + UNII Ant.1	WWAN + DTS Ant.2 + UNII Ant.1 + BT Ant.1	WWAN + DTS Ant.2 + UNII MIMO + BT Ant.1	WWAN + DTS Ant.2 + UNII MIMO + BT Ant.1
			DTS Ant.1	DTS Ant.2	DTS MIMO	UNII Ant.1	UNII Ant.2	UNII MIMO	BT Ant.1				
1	2	3	4	5	6	7	8						
Head (1-g SAR)	Left Touch	0.220	0.283	0.247	0.152	0.065	0.220	0.198	0.020	0.437	0.570	0.552	0.685
	Left Tilt	0.126	0.283	0.247	0.294	0.261	0.220	0.268	0.011	0.681	0.688	0.645	0.652
	Right Touch	0.272	0.283	0.125	0.294	0.261	0.220	0.219	0.202	0.827	0.785	0.860	0.818
	Right Tilt	0.150	0.283	0.247	0.294	0.261	0.220	0.268	0.105	0.705	0.712	0.763	0.770
Body-Worn (1-g SAR)	Rear	0.227	0.019	0.030	0.015	0.044	0.052	0.096	0.055	0.286	0.338	0.356	0.408
	Front	0.212	0.019	0.030	0.015	0.044	0.052	0.096	0.049	0.271	0.323	0.335	0.387
Hotspot (1-g SAR)	Rear	0.263	0.042	0.064	0.057	0.065	0.051	0.116	0.102	0.385	0.436	0.494	0.545
	Front	0.176	0.042	0.064	0.091	0.065	0.051	0.116	0.082	0.332	0.383	0.387	0.438
	Edge 1		0.042	0.064	0.091	0.065	0.045	0.110	0.046				
	Edge 2	0.193		0.064	0.091		0.051	0.051		0.284	0.335	0.257	0.308
	Edge 3	0.088								0.088	0.088	0.088	0.088
	Edge 4	0.106	0.077		0.091	0.065		0.065	0.218	0.262	0.262	0.389	0.389

Note(s):

- Green value is estimated SAR value.
- Blue values are summation of DTS Ant.1+DTS Ant.2 or UNII Ant.1+UNII Ant.2.

Sum of the SAR for GSM850 & Wi-Fi & BT (Continued)

Forder Closed configuration

Non-RSDB scenarios (Forder Closed configuration)

RF Exposure	Test Position	Standalone SAR (W/kg)									Sum of SAR (W/kg)									
		WWAN	Non-RSDB scenarios								WWAN + DTS MIMO	WWAN + UNII Ant.1	WWAN + UNII MIMO	WWAN + BT Ant.1	WWAN + BT Ant.2	WWAN + DTS Ant.2 + BT Ant.1	WWAN + UNII Ant.1 + BT Ant.1	WWAN + UNII Ant.1 + BT Ant.2	WWAN + UNII MIMO + BT Ant.1	WWAN + UNII MIMO + BT Ant.2
			DTS Ant.1	DTS Ant.2	DTS MIMO	UNII Ant.1	UNII Ant.2	UNII MIMO	BT Ant.1	BT Ant.2										
1	2	3	4	5	6	7	8	9	1+4	1+5	1+7	1+8	1+9	1+3+8	1+5+8	1+5+9	1+7+8	1+7+9		
Body-Worn (1-g SAR)	Rear	0.369	0.017	0.033	0.045	0.045	0.050	0.064	0.019	0.016	0.414	0.414	0.433	0.388	0.385	0.421	0.433	0.430	0.452	0.449
	Front	0.136	0.043	0.122	0.087	0.168	0.174	0.246	0.061	0.066	0.223	0.304	0.382	0.197	0.202	0.319	0.365	0.370	0.443	0.448
Hotspot (1-g SAR)	Rear	0.899	0.050	0.119	0.418	0.019	0.102	0.162	0.040	0.055	1.317	0.918	1.061	0.939	0.954	1.058	0.958	0.973	1.101	1.116
	Front	0.132	0.229	0.606	0.488	0.419	0.565	0.720	0.209	0.305	0.620	0.551	0.852	0.341	0.437	0.947	0.760	0.856	1.061	1.157
	Edge 1																			
	Edge 2	0.152		0.606	0.488		0.565	0.188		0.034	0.640	0.152	0.340	0.152	0.186	0.758	0.152	0.186	0.340	0.374
	Edge 3	0.207	0.461	0.377	0.460	0.101	0.260	0.256	0.096	0.205	0.667	0.308	0.463	0.303	0.412	0.680	0.404	0.513	0.559	0.668
	Edge 4	0.215	0.461		0.488	0.434		0.569	0.367		0.703	0.649	0.784	0.582	0.215	0.582	1.016	0.649	1.151	0.784

RSDB scenarios (Forder Closed configuration)

RF Exposure	Test Position	Standalone SAR (W/kg)								Sum of SAR (W/kg)			
		WWAN	RSDB scenarios							WWAN + DTS MIMO + UNII Ant.1	WWAN + DTS MIMO + UNII MIMO	WWAN + DTS Ant.2 + UNII Ant.1 + BT Ant.1	WWAN + DTS Ant.2 + UNII MIMO + BT Ant.1
			DTS Ant.1	DTS Ant.2	DTS MIMO	UNII Ant.1	UNII Ant.2	UNII MIMO	BT Ant.1				
1	2	3	4	5	6	7	8	1+4+5	1+4+7	1+3+5+8	1+3+7+8		
Body-Worn (1-g SAR)	Rear	0.369	0.003	0.005	0.005	0.019	0.021	0.040	0.019	0.393	0.414	0.412	0.433
	Front	0.136	0.015	0.023	0.012	0.040	0.038	0.078	0.061	0.188	0.226	0.260	0.298
Hotspot (1-g SAR)	Rear	0.899	0.009	0.030	0.056	0.016	0.033	0.049	0.040	0.971	1.004	0.985	1.018
	Front	0.132	0.164	0.121	0.164	0.146	0.168	0.064	0.209	0.442	0.360	0.608	0.526
	Edge 1												
	Edge 2	0.152		0.121	0.164		0.036	0.036		0.316	0.352	0.273	0.309
	Edge 3	0.207	0.164	0.121	0.132	0.049	0.038	0.087	0.096	0.388	0.426	0.473	0.511
	Edge 4	0.215	0.164		0.164	0.103		0.103	0.367	0.482	0.482	0.685	0.685

Note(s):

- Green value is estimated SAR value.
- Blue values are summation of DTS Ant.1+DTS Ant.2 or UNII Ant.1+UNII Ant.2.

12.2. Sum of the SAR for GSM1900 & Wi-Fi & BT

Forder opened configuration

Non-RSDB scenarios (Forder opened configuration)

RF Exposure	Test Position	Standalone SAR (W/kg)									Sum of SAR (W/kg)									
		WWAN	Non-RSDB scenarios								WWAN + DTS MIMO	WWAN + UNII Ant.1	WWAN + UNII MIMO	WWAN + BT Ant.1	WWAN + BT Ant.2	WWAN + DTS Ant.2 + BT Ant.1	WWAN + UNII Ant.1 + BT Ant.1	WWAN + UNII Ant.1 + BT Ant.2	WWAN + UNII MIMO + BT Ant.1	WWAN + UNII MIMO + BT Ant.2
			DTS Ant.1	DTS Ant.2	DTS MIMO	UNII Ant.1	UNII Ant.2	UNII MIMO	BT Ant.1	BT Ant.2										
1	2	3	4	5	6	7	8	9												
Head (1-g SAR)	Left Touch	0.053	0.283	0.247	0.152	0.065	0.220	0.198	0.020	0.104	0.205	0.118	0.251	0.073	0.157	0.320	0.138	0.222	0.271	0.355
	Left Tilt	0.028	0.283	0.247	0.294	0.261	0.220	0.268	0.011	0.131	0.322	0.289	0.296	0.039	0.159	0.286	0.300	0.420	0.307	0.427
	Right Touch	0.061	0.283	0.125	0.294	0.261	0.220	0.219	0.202	0.093	0.355	0.322	0.280	0.263	0.154	0.388	0.524	0.415	0.482	0.373
	Right Tilt	0.020	0.283	0.247	0.294	0.261	0.220	0.268	0.105	0.075	0.314	0.281	0.288	0.125	0.095	0.372	0.386	0.356	0.393	0.363
Body-Worn (1-g SAR)	Rear	0.535	0.060	0.141	0.118	0.156	0.269	0.425	0.055	0.099	0.653	0.691	0.960	0.590	0.634	0.731	0.746	0.790	1.015	1.059
	Front	0.421	0.060	0.141	0.118	0.156	0.269	0.425	0.049	0.053	0.539	0.577	0.846	0.470	0.474	0.611	0.626	0.630	0.895	0.899
Hotspot (1-g SAR)	Rear	0.421	0.126	0.280	0.275	0.260	0.167	0.427	0.102	0.202	0.696	0.681	0.848	0.523	0.623	0.803	0.783	0.883	0.950	1.050
	Front	0.386	0.265	0.280	0.275	0.264	0.167	0.431	0.082	0.098	0.661	0.650	0.817	0.468	0.484	0.748	0.732	0.748	0.899	0.915
	Edge 1		0.265	0.280	0.275	0.264	0.167	0.431	0.046	0.112										
	Edge 2	0.041		0.280	0.275		0.167	0.167		0.032	0.316	0.041	0.208	0.041	0.073	0.321	0.041	0.073	0.208	0.240
	Edge 3	0.579									0.579	0.579	0.579	0.579	0.579	0.579	0.579	0.579	0.579	0.579
	Edge 4	0.059	0.265		0.257	0.264		0.264	0.218		0.316	0.323	0.323	0.277	0.059	0.277	0.541	0.323	0.541	0.323
Product Specific 10-g (10-g SAR)	Rear				0.676	0.811	1.487													
	Front				1.350	0.971	2.321													
	Edge 1				1.350	0.971	2.321													
	Edge 2					0.971	0.971													
	Edge 3	1.032																		
	Edge 4				1.350		1.350													

RSDB scenarios (Forder opened configuration)

RF Exposure	Test Position	Standalone SAR (W/kg)								Sum of SAR (W/kg)			
		WWAN	RSDB scenarios							WWAN + DTS MIMO + UNII Ant.1	WWAN + DTS MIMO + UNII Ant.1 + UNII MIMO + BT Ant.1	WWAN + DTS Ant.2 + UNII Ant.1 + UNII MIMO + BT Ant.1	WWAN + DTS Ant.2 + UNII Ant.1 + UNII MIMO + BT Ant.1
			DTS Ant.1	DTS Ant.2	DTS MIMO	UNII Ant.1	UNII Ant.2	UNII MIMO	BT Ant.1				
1	2	3	4	5	6	7	8						
Head (1-g SAR)	Left Touch	0.053	0.283	0.247	0.152	0.065	0.220	0.198	0.020	0.270	0.403	0.385	0.518
	Left Tilt	0.028	0.283	0.247	0.294	0.261	0.220	0.268	0.011	0.583	0.590	0.547	0.554
	Right Touch	0.061	0.283	0.125	0.294	0.261	0.220	0.219	0.202	0.616	0.574	0.649	0.607
	Right Tilt	0.020	0.283	0.247	0.294	0.261	0.220	0.268	0.105	0.575	0.582	0.633	0.640
Body-Worn (1-g SAR)	Rear	0.535	0.019	0.030	0.015	0.044	0.052	0.096	0.055	0.594	0.646	0.664	0.716
	Front	0.421	0.019	0.030	0.015	0.044	0.052	0.096	0.049	0.480	0.532	0.544	0.596
Hotspot (1-g SAR)	Rear	0.421	0.042	0.064	0.057	0.065	0.051	0.116	0.102	0.543	0.594	0.652	0.703
	Front	0.386	0.042	0.064	0.091	0.065	0.051	0.116	0.082	0.542	0.593	0.597	0.648
	Edge 1		0.042	0.064	0.091	0.065	0.045	0.110	0.046				
	Edge 2	0.041		0.064	0.091		0.051	0.051		0.132	0.183	0.105	0.156
	Edge 3	0.579								0.579	0.579	0.579	0.579
	Edge 4	0.059	0.077		0.091	0.065		0.065	0.218	0.215	0.215	0.342	0.342

Note(s):

- Green value is estimated SAR value.
- Blue values are summation of DTS Ant.1+DTS Ant.2 or UNII Ant.1+UNII Ant.2.

Sum of the SAR for GSM1900 & Wi-Fi & BT (Continued)

Forder Closed configuration

Non-RSDB scenarios (Forder Closed configuration)

RF Exposure	Test Position	Standalone SAR (W/kg)									Sum of SAR (W/kg)															
		WWAN	Non-RSDB scenarios								WWAN + DTS MIMO	WWAN + UNII Ant.1	WWAN + UNII MIMO	WWAN + BT Ant.1	WWAN + BT Ant.2	WWAN + DTS Ant.2 + BT Ant.1	WWAN + UNII Ant.1 + BT Ant.1	WWAN + UNII Ant.1 + BT Ant.2	WWAN + UNII MIMO + BT Ant.1	WWAN + UNII MIMO + BT Ant.2						
			DTS Ant.1	DTS Ant.2	DTS MIMO	UNII Ant.1	UNII Ant.2	UNII MIMO	BT Ant.1	BT Ant.2											1	2	3	4	5	6
Body-Worn (1-g SAR)	Rear	0.224	0.017	0.033	0.045	0.045	0.050	0.064	0.019	0.016	0.269	0.269	0.288	0.243	0.240	0.276	0.288	0.285	0.307	0.304						
	Front	0.071	0.043	0.122	0.087	0.168	0.174	0.246	0.061	0.066	0.158	0.239	0.317	0.132	0.137	0.254	0.300	0.305	0.378	0.383						
Hotspot (1-g SAR)	Rear	0.594	0.050	0.119	0.418	0.019	0.102	0.162	0.040	0.055	1.012	0.613	0.756	0.634	0.649	0.753	0.653	0.668	0.796	0.811						
	Front	0.300	0.229	0.606	0.488	0.419	0.565	0.720	0.209	0.305	0.788	0.719	1.020	0.509	0.605	1.115	0.928	1.024	1.229	1.325						
	Edge 1																									
	Edge 2	0.044		0.606	0.488		0.565	0.188		0.034	0.532	0.044	0.232	0.044	0.078	0.650	0.044	0.078	0.232	0.266						
	Edge 3	1.086	0.461	0.377	0.460	0.101	0.260	0.256	0.096	0.205	1.546	1.187	1.342	1.182	1.291	1.559	1.283	1.392	1.438	1.547						
	Edge 4	0.058	0.461		0.488	0.434		0.569	0.367		0.546	0.492	0.627	0.425	0.058	0.425	0.859	0.492	0.994	0.627						

RSDB scenarios (Forder Closed configuration)

RF Exposure	Test Position	Standalone SAR (W/kg)								Sum of SAR (W/kg)			
		WWAN	RSDB scenarios							WWAN + DTS MIMO + UNII Ant.1	WWAN + DTS MIMO + UNII MIMO	WWAN + DTS Ant.2 + UNII Ant.1 + BT Ant.1	WWAN + DTS Ant.2 + UNII MIMO + BT Ant.1
			DTS Ant.1	DTS Ant.2	DTS MIMO	UNII Ant.1	UNII Ant.2	UNII MIMO	BT Ant.1				
Body-Worn (1-g SAR)	Rear	0.224	0.003	0.005	0.005	0.019	0.021	0.040	0.019	0.248	0.269	0.267	0.288
	Front	0.071	0.015	0.023	0.012	0.040	0.038	0.078	0.061	0.123	0.161	0.195	0.233
Hotspot (1-g SAR)	Rear	0.594	0.009	0.030	0.056	0.016	0.033	0.049	0.040	0.666	0.699	0.680	0.713
	Front	0.300	0.164	0.121	0.164	0.146	0.168	0.064	0.209	0.610	0.528	0.776	0.694
	Edge 1												
	Edge 2	0.044		0.121	0.164		0.036	0.036		0.208	0.244	0.165	0.201
	Edge 3	1.086	0.164	0.121	0.132	0.049	0.038	0.087	0.096	1.267	1.305	1.352	1.390
	Edge 4	0.058	0.164		0.164	0.103		0.103	0.367	0.325	0.325	0.528	0.528

Note(s):

- Green value is estimated SAR value.
- Blue values are summation of DTS Ant.1+DTS Ant.2 or UNII Ant.1+UNII Ant.2.

12.3. Sum of the SAR for WCDMA Band II & Wi-Fi & BT

For order opened configuration

Non-RSDB scenarios (For order opened configuration)

RF Exposure	Test Position	Standalone SAR (W/kg)									Sum of SAR (W/kg)									
		WWAN	Non-RSDB scenarios								WWAN + DTS MIMO	WWAN + UNII Ant.1	WWAN + UNII MIMO	WWAN + BT Ant.1	WWAN + BT Ant.2	WWAN + DTS Ant.2 + BT Ant.1	WWAN + UNII Ant.1 + BT Ant.1	WWAN + UNII Ant.1 + BT Ant.2	WWAN + UNII MIMO + BT Ant.1	WWAN + UNII MIMO + BT Ant.2
			DTS Ant.1	DTS Ant.2	DTS MIMO	UNII Ant.1	UNII Ant.2	UNII MIMO	BT Ant.1	BT Ant.2										
1	2	3	4	5	6	7	8	9												
Head (1-g SAR)	Left Touch	0.057	0.283	0.247	0.152	0.065	0.220	0.198	0.020	0.104	0.209	0.122	0.255	0.077	0.161	0.324	0.142	0.226	0.275	0.359
	Left Tilt	0.038	0.283	0.247	0.294	0.261	0.220	0.268	0.011	0.131	0.332	0.299	0.306	0.049	0.169	0.296	0.310	0.430	0.317	0.437
	Right Touch	0.089	0.283	0.125	0.294	0.261	0.220	0.219	0.202	0.093	0.383	0.350	0.308	0.291	0.182	0.416	0.552	0.443	0.510	0.401
	Right Tilt	0.038	0.283	0.247	0.294	0.261	0.220	0.268	0.105	0.075	0.332	0.299	0.306	0.143	0.113	0.390	0.404	0.374	0.411	0.381
Body-Worn (1-g SAR)	Rear	0.788	0.060	0.141	0.118	0.156	0.269	0.425	0.055	0.099	0.906	0.944	1.213	0.843	0.887	0.984	0.999	1.043	1.268	1.312
	Front	0.551	0.060	0.141	0.118	0.156	0.269	0.425	0.049	0.053	0.669	0.707	0.976	0.600	0.604	0.741	0.756	0.760	1.025	1.029
Hotspot (1-g SAR)	Rear	0.347	0.126	0.280	0.275	0.260	0.167	0.427	0.102	0.202	0.622	0.607	0.774	0.449	0.549	0.729	0.709	0.809	0.876	0.976
	Front	0.185	0.265	0.280	0.275	0.264	0.167	0.431	0.082	0.098	0.460	0.449	0.616	0.267	0.283	0.547	0.531	0.547	0.698	0.714
	Edge 1		0.265	0.280	0.275	0.264	0.167	0.431	0.046	0.112										
	Edge 2	0.023		0.280	0.275		0.167	0.167			0.298	0.023	0.190	0.023	0.055	0.303	0.023	0.055	0.190	0.222
	Edge 3	0.515									0.515	0.515	0.515	0.515	0.515	0.515	0.515	0.515	0.515	0.515
	Edge 4	0.037	0.265		0.257	0.264		0.264	0.218		0.294	0.301	0.301	0.255	0.037	0.255	0.519	0.301	0.519	0.301
Product Specific 10-g (10-g SAR)	Rear	1.843				0.676	0.811	1.487				2.519	3.330				2.519	2.519	3.330	3.330
	Front					1.350	0.971	2.321												
	Edge 1					1.350	0.971	2.321												
	Edge 2						0.971	0.971												
	Edge 3	1.483																		
	Edge 4					1.350		1.350												

RSDB scenarios (For order opened configuration)

RF Exposure	Test Position	Standalone SAR (W/kg)								Sum of SAR (W/kg)			
		WWAN	RSDB scenarios							WWAN + DTS MIMO + UNII Ant.1	WWAN + DTS Ant.2 + UNII Ant.1 + BT Ant.1	WWAN + DTS Ant.2 + UNII MIMO + BT Ant.1	WWAN + DTS Ant.2 + UNII MIMO + BT Ant.1
			DTS Ant.1	DTS Ant.2	DTS MIMO	UNII Ant.1	UNII Ant.2	UNII MIMO	BT Ant.1				
1	2	3	4	5	6	7	8						
Head (1-g SAR)	Left Touch	0.057	0.283	0.247	0.152	0.065	0.220	0.198	0.020	0.274	0.407	0.389	0.522
	Left Tilt	0.038	0.283	0.247	0.294	0.261	0.220	0.268	0.011	0.593	0.600	0.557	0.564
	Right Touch	0.089	0.283	0.125	0.294	0.261	0.220	0.219	0.202	0.644	0.602	0.677	0.635
	Right Tilt	0.038	0.283	0.247	0.294	0.261	0.220	0.268	0.105	0.593	0.600	0.651	0.658
Body-Worn (1-g SAR)	Rear	0.788	0.019	0.030	0.015	0.044	0.052	0.096	0.055	0.847	0.899	0.917	0.969
	Front	0.551	0.019	0.030	0.015	0.044	0.052	0.096	0.049	0.610	0.662	0.674	0.726
Hotspot (1-g SAR)	Rear	0.347	0.042	0.064	0.057	0.065	0.051	0.116	0.102	0.469	0.520	0.578	0.629
	Front	0.185	0.042	0.064	0.091	0.065	0.051	0.116	0.082	0.341	0.392	0.396	0.447
	Edge 1		0.042	0.064	0.091	0.065	0.045	0.110	0.046				
	Edge 2	0.023		0.064	0.091		0.051	0.051		0.114	0.165	0.087	0.138
	Edge 3	0.515								0.515	0.515	0.515	0.515
	Edge 4	0.037	0.077		0.091	0.065		0.065	0.218	0.193	0.193	0.320	0.320

Note(s):

- Green value is estimated SAR value.
- Blue values are summation of DTS Ant.1+DTS Ant.2 or UNII Ant.1+UNII Ant.2.

Sum of the SAR for WCDMA Band II & Wi-Fi & BT (Continued)

Forder Closed configuration

Non-RSDB scenarios (Forder Closed configuration)

RF Exposure	Test Position	Standalone SAR (W/kg)									Sum of SAR (W/kg)															
		WWAN	Non-RSDB scenarios								WWAN + DTS MIMO	WWAN + UNII Ant.1	WWAN + UNII MIMO	WWAN + BT Ant.1	WWAN + BT Ant.2	WWAN + DTS Ant.2 + BT Ant.1	WWAN + UNII Ant.1 + BT Ant.1	WWAN + UNII Ant.1 + BT Ant.2	WWAN + UNII MIMO + BT Ant.1	WWAN + UNII MIMO + BT Ant.2						
			DTS Ant.1	DTS Ant.2	DTS MIMO	UNII Ant.1	UNII Ant.2	UNII MIMO	BT Ant.1	BT Ant.2											1	2	3	4	5	6
Body-Worn (1-g SAR)	Rear	0.384	0.017	0.033	0.045	0.045	0.050	0.064	0.019	0.016	0.429	0.429	0.448	0.403	0.400	0.436	0.448	0.445	0.467	0.464						
	Front	0.149	0.043	0.122	0.087	0.168	0.174	0.246	0.061	0.066	0.236	0.317	0.395	0.210	0.215	0.332	0.378	0.383	0.456	0.461						
Hotspot (1-g SAR)	Rear	0.489	0.050	0.119	0.418	0.019	0.102	0.162	0.040	0.055	0.907	0.508	0.651	0.529	0.544	0.648	0.548	0.563	0.691	0.706						
	Front	0.291	0.229	0.606	0.488	0.419	0.565	0.720	0.209	0.305	0.779	0.710	1.011	0.500	0.596	1.106	0.919	1.015	1.220	1.316						
	Edge 1																									
	Edge 2	0.049		0.606	0.488		0.565	0.188		0.034	0.537	0.049	0.237	0.049	0.083	0.655	0.049	0.083	0.237	0.271						
	Edge 3	1.045	0.461	0.377	0.460	0.101	0.260	0.256	0.096	0.205	1.505	1.146	1.301	1.141	1.250	1.518	1.242	1.351	1.397	1.506						
	Edge 4	0.118	0.461		0.488	0.434		0.569	0.367		0.606	0.552	0.687	0.485	0.118	0.485	0.919	0.552	1.054	0.687						

RSDB scenarios (Forder Closed configuration)

RF Exposure	Test Position	Standalone SAR (W/kg)								Sum of SAR (W/kg)			
		WWAN	RSDB scenarios							WWAN + DTS MIMO + UNII Ant.1	WWAN + DTS MIMO + UNII MIMO	WWAN + DTS Ant.2 + UNII Ant.1 + BT Ant.1	WWAN + DTS Ant.2 + UNII MIMO + BT Ant.1
			DTS Ant.1	DTS Ant.2	DTS MIMO	UNII Ant.1	UNII Ant.2	UNII MIMO	BT Ant.1				
Body-Worn (1-g SAR)	Rear	0.384	0.003	0.005	0.005	0.019	0.021	0.040	0.019	0.408	0.429	0.427	0.448
	Front	0.149	0.015	0.023	0.012	0.040	0.038	0.078	0.061	0.201	0.239	0.273	0.311
Hotspot (1-g SAR)	Rear	0.489	0.009	0.030	0.056	0.016	0.033	0.049	0.040	0.561	0.594	0.575	0.608
	Front	0.291	0.164	0.121	0.164	0.146	0.168	0.064	0.209	0.601	0.519	0.767	0.685
	Edge 1												
	Edge 2	0.049		0.121	0.164		0.036	0.036		0.213	0.249	0.170	0.206
	Edge 3	1.045	0.164	0.121	0.132	0.049	0.038	0.087	0.096	1.226	1.264	1.311	1.349
	Edge 4	0.118	0.164		0.164	0.103		0.103	0.367	0.385	0.385	0.588	0.588

Note(s):

- Green value is estimated SAR value.
- Blue values are summation of DTS Ant.1+DTS Ant.2 or UNII Ant.1+UNII Ant.2.

12.4. Sum of the SAR for WCDMA Band IV & Wi-Fi & BT

For order opened configuration

Non-RSDB scenarios (For order opened configuration)

RF Exposure	Test Position	Standalone SAR (W/kg)									Sum of SAR (W/kg)									
		WWAN	Non-RSDB scenarios								WWAN + DTS MIMO	WWAN + UNII Ant.1	WWAN + UNII MIMO	WWAN + BT Ant.1	WWAN + BT Ant.2	WWAN + DTS Ant.2 + BT Ant.1	WWAN + UNII Ant.1 + BT Ant.1	WWAN + UNII Ant.1 + BT Ant.2	WWAN + UNII MIMO + BT Ant.1	WWAN + UNII MIMO + BT Ant.2
			DTS Ant.1	DTS Ant.2	DTS MIMO	UNII Ant.1	UNII Ant.2	UNII MIMO	BT Ant.1	BT Ant.2										
1	2	3	4	5	6	7	8	9												
Head (1-g SAR)	Left Touch	0.079	0.283	0.247	0.152	0.065	0.220	0.198	0.020	0.104	0.231	0.144	0.277	0.099	0.183	0.346	0.164	0.248	0.297	0.381
	Left Tilt	0.033	0.283	0.247	0.294	0.261	0.220	0.268	0.011	0.131	0.327	0.294	0.301	0.044	0.164	0.291	0.305	0.425	0.312	0.432
	Right Touch	0.178	0.283	0.125	0.294	0.261	0.220	0.219	0.202	0.093	0.472	0.439	0.397	0.380	0.271	0.505	0.641	0.532	0.599	0.490
	Right Tilt	0.038	0.283	0.247	0.294	0.261	0.220	0.268	0.105	0.075	0.332	0.299	0.306	0.143	0.113	0.390	0.404	0.374	0.411	0.381
Body-Worn (1-g SAR)	Rear	0.609	0.060	0.141	0.118	0.156	0.269	0.425	0.055	0.099	0.727	0.765	1.034	0.664	0.708	0.805	0.820	0.864	1.089	1.133
	Front	0.548	0.060	0.141	0.118	0.156	0.269	0.425	0.049	0.053	0.666	0.704	0.973	0.597	0.601	0.738	0.753	0.757	1.022	1.026
Hotspot (1-g SAR)	Rear	0.251	0.126	0.280	0.275	0.260	0.167	0.427	0.102	0.202	0.526	0.511	0.678	0.353	0.453	0.633	0.613	0.713	0.780	0.880
	Front	0.216	0.265	0.280	0.275	0.264	0.167	0.431	0.082	0.098	0.491	0.480	0.647	0.298	0.314	0.578	0.562	0.578	0.729	0.745
	Edge 1		0.265	0.280	0.275	0.264	0.167	0.431	0.046	0.112										
	Edge 2	0.022		0.280	0.275		0.167	0.167		0.032	0.297	0.022	0.189	0.022	0.054	0.302	0.022	0.054	0.189	0.221
	Edge 3	0.382									0.382	0.382	0.382	0.382	0.382	0.382	0.382	0.382	0.382	0.382
	Edge 4	0.028	0.265		0.257	0.264		0.264	0.218		0.285	0.292	0.292	0.246	0.028	0.246	0.510	0.292	0.510	0.292
Product Specific 10-g (10-g SAR)	Rear				0.676	0.811	1.487													
	Front				1.350	0.971	2.321													
	Edge 1				1.350	0.971	2.321													
	Edge 2					0.971	0.971													
	Edge 3	1.787																		
	Edge 4				1.350		1.350													

RSDB scenarios (For order opened configuration)

RF Exposure	Test Position	Standalone SAR (W/kg)								Sum of SAR (W/kg)			
		WWAN	RSDB scenarios							WWAN + DTS MIMO + UNII Ant.1	WWAN + DTS Ant.2 + UNII Ant.1 + BT Ant.1	WWAN + DTS Ant.2 + UNII MIMO + BT Ant.1	WWAN + DTS Ant.2 + UNII MIMO + BT Ant.1
			DTS Ant.1	DTS Ant.2	DTS MIMO	UNII Ant.1	UNII Ant.2	UNII MIMO	BT Ant.1				
1	2	3	4	5	6	7	8						
Head (1-g SAR)	Left Touch	0.079	0.283	0.247	0.152	0.065	0.220	0.198	0.020	0.296	0.429	0.411	0.544
	Left Tilt	0.033	0.283	0.247	0.294	0.261	0.220	0.268	0.011	0.588	0.595	0.552	0.559
	Right Touch	0.178	0.283	0.125	0.294	0.261	0.220	0.219	0.202	0.733	0.691	0.766	0.724
	Right Tilt	0.038	0.283	0.247	0.294	0.261	0.220	0.268	0.105	0.593	0.600	0.651	0.658
Body-Worn (1-g SAR)	Rear	0.609	0.019	0.030	0.015	0.044	0.052	0.096	0.055	0.668	0.720	0.738	0.790
	Front	0.548	0.019	0.030	0.015	0.044	0.052	0.096	0.049	0.607	0.659	0.671	0.723
Hotspot (1-g SAR)	Rear	0.251	0.042	0.064	0.057	0.065	0.051	0.116	0.102	0.373	0.424	0.482	0.533
	Front	0.216	0.042	0.064	0.091	0.065	0.051	0.116	0.082	0.372	0.423	0.427	0.478
	Edge 1		0.042	0.064	0.091	0.065	0.045	0.110	0.046				
	Edge 2	0.022		0.064	0.091		0.051	0.051		0.113	0.164	0.086	0.137
	Edge 3	0.382								0.382	0.382	0.382	0.382
	Edge 4	0.028	0.077		0.091	0.065		0.065	0.218	0.184	0.184	0.311	0.311

Note(s):

- Green value is estimated SAR value.
- Blue values are summation of DTS Ant.1+DTS Ant.2 or UNII Ant.1+UNII Ant.2.

Sum of the SAR for WCDMA Band IV & Wi-Fi & BT (Continued)

Forder Closed configuration

Non-RSDB scenarios (Forder Closed configuration)

RF Exposure	Test Position	Standalone SAR (W/kg)									Sum of SAR (W/kg)															
		WWAN	Non-RSDB scenarios								WWAN + DTS MIMO	WWAN + UNII Ant.1	WWAN + UNII MIMO	WWAN + BT Ant.1	WWAN + BT Ant.2	WWAN + DTS Ant.2 + BT Ant.1	WWAN + UNII Ant.1 + BT Ant.1	WWAN + UNII Ant.1 + BT Ant.2	WWAN + UNII MIMO + BT Ant.1	WWAN + UNII MIMO + BT Ant.2						
			DTS Ant.1	DTS Ant.2	DTS MIMO	UNII Ant.1	UNII Ant.2	UNII MIMO	BT Ant.1	BT Ant.2											1	2	3	4	5	6
Body-Worn (1-g SAR)	Rear	0.354	0.017	0.033	0.045	0.045	0.050	0.064	0.019	0.016	0.399	0.399	0.418	0.373	0.370	0.406	0.418	0.415	0.437	0.434						
	Front	0.129	0.043	0.122	0.087	0.168	0.174	0.246	0.061	0.066	0.216	0.297	0.375	0.190	0.195	0.312	0.358	0.363	0.436	0.441						
Hotspot (1-g SAR)	Rear	0.630	0.050	0.119	0.418	0.019	0.102	0.162	0.040	0.055	1.048	0.649	0.792	0.670	0.685	0.789	0.689	0.704	0.832	0.847						
	Front	0.134	0.229	0.606	0.488	0.419	0.565	0.720	0.209	0.305	0.622	0.553	0.854	0.343	0.439	0.949	0.762	0.858	1.063	1.159						
	Edge 1																									
	Edge 2	0.063		0.606	0.488		0.565	0.188		0.034	0.551	0.063	0.251	0.063	0.097	0.669	0.063	0.097	0.251	0.285						
	Edge 3	0.772	0.461	0.377	0.460	0.101	0.260	0.256	0.096	0.205	1.232	0.873	1.028	0.868	0.977	1.245	0.969	1.078	1.124	1.233						
	Edge 4	0.037	0.461		0.488	0.434		0.569	0.367		0.525	0.471	0.606	0.404	0.037	0.404	0.838	0.471	0.973	0.606						

RSDB scenarios (Forder Closed configuration)

RF Exposure	Test Position	Standalone SAR (W/kg)								Sum of SAR (W/kg)			
		WWAN	RSDB scenarios							WWAN + DTS MIMO + UNII Ant.1	WWAN + DTS MIMO + UNII MIMO	WWAN + DTS Ant.2 + UNII Ant.1 + BT Ant.1	WWAN + DTS Ant.2 + UNII MIMO + BT Ant.1
			DTS Ant.1	DTS Ant.2	DTS MIMO	UNII Ant.1	UNII Ant.2	UNII MIMO	BT Ant.1				
Body-Worn (1-g SAR)	Rear	0.354	0.003	0.005	0.005	0.019	0.021	0.040	0.019	0.378	0.399	0.397	0.418
	Front	0.129	0.015	0.023	0.012	0.040	0.038	0.078	0.061	0.181	0.219	0.253	0.291
Hotspot (1-g SAR)	Rear	0.630	0.009	0.030	0.056	0.016	0.033	0.049	0.040	0.702	0.735	0.716	0.749
	Front	0.134	0.164	0.121	0.164	0.146	0.168	0.064	0.209	0.444	0.362	0.610	0.528
	Edge 1												
	Edge 2	0.063		0.121	0.164		0.036	0.036		0.227	0.263	0.184	0.220
	Edge 3	0.772	0.164	0.121	0.132	0.049	0.038	0.087	0.096	0.953	0.991	1.038	1.076
	Edge 4	0.037	0.164		0.164	0.103		0.103	0.367	0.304	0.304	0.507	0.507

Note(s):

- Green value is estimated SAR value.
- Blue values are summation of DTS Ant.1+DTS Ant.2 or UNII Ant.1+UNII Ant.2.

12.5. Sum of the SAR for WCDMA Band V & Wi-Fi & BT

Forder opened configuration

Non-RSDB scenarios (Forder opened configuration)

RF Exposure	Test Position	Standalone SAR (W/kg)									Sum of SAR (W/kg)									
		WWAN	Non-RSDB scenarios								WWAN + DTS MIMO	WWAN + UNII Ant.1	WWAN + UNII MIMO	WWAN + BT Ant.1	WWAN + BT Ant.2	WWAN + DTS Ant.2 + BT Ant.1	WWAN + UNII Ant.1 + BT Ant.1	WWAN + UNII Ant.1 + BT Ant.2	WWAN + UNII MIMO + BT Ant.1	WWAN + UNII MIMO + BT Ant.2
			DTS Ant.1	DTS Ant.2	DTS MIMO	UNII Ant.1	UNII Ant.2	UNII MIMO	BT Ant.1	BT Ant.2										
1	2	3	4	5	6	7	8	9												
Head (1-g SAR)	Left Touch	0.223	0.283	0.247	0.152	0.065	0.220	0.198	0.020	0.104	0.375	0.288	0.421	0.243	0.327	0.490	0.308	0.392	0.441	0.525
	Left Tilt	0.115	0.283	0.247	0.294	0.261	0.220	0.268	0.011	0.131	0.409	0.376	0.383	0.126	0.246	0.373	0.387	0.507	0.394	0.514
	Right Touch	0.320	0.283	0.125	0.294	0.261	0.220	0.219	0.202	0.093	0.614	0.581	0.539	0.522	0.413	0.647	0.783	0.674	0.741	0.632
	Right Tilt	0.148	0.283	0.247	0.294	0.261	0.220	0.268	0.105	0.075	0.442	0.409	0.416	0.253	0.223	0.500	0.514	0.484	0.521	0.491
Body-Worn (1-g SAR)	Rear	0.221	0.060	0.141	0.118	0.156	0.269	0.425	0.055	0.099	0.339	0.377	0.646	0.276	0.320	0.417	0.432	0.476	0.701	0.745
	Front	0.249	0.060	0.141	0.118	0.156	0.269	0.425	0.049	0.053	0.367	0.405	0.674	0.298	0.302	0.439	0.454	0.458	0.723	0.727
Hotspot (1-g SAR)	Rear	0.343	0.126	0.280	0.275	0.260	0.167	0.427	0.102	0.202	0.618	0.603	0.770	0.445	0.545	0.725	0.705	0.805	0.872	0.972
	Front	0.205	0.265	0.280	0.275	0.264	0.167	0.431	0.082	0.098	0.480	0.469	0.636	0.287	0.303	0.567	0.551	0.567	0.718	0.734
	Edge 1		0.265	0.280	0.275	0.264	0.167	0.431	0.046	0.112										
	Edge 2	0.227		0.280	0.275		0.167	0.167		0.032	0.502	0.227	0.394	0.227	0.259	0.507	0.227	0.259	0.394	0.426
	Edge 3	0.117									0.117	0.117	0.117	0.117	0.117	0.117	0.117	0.117	0.117	0.117
	Edge 4	0.114	0.265		0.257	0.264		0.264	0.218		0.371	0.378	0.378	0.332	0.114	0.332	0.596	0.378	0.596	0.378
Product Specific 10-g (10-g SAR)	Rear				0.676	0.811	1.487													
	Front				1.350	0.971	2.321													
	Edge 1				1.350	0.971	2.321													
	Edge 2					0.971	0.971													
	Edge 3																			
	Edge 4				1.350		1.350													

RSDB scenarios (Forder opened configuration)

RF Exposure	Test Position	Standalone SAR (W/kg)								Sum of SAR (W/kg)			
		WWAN	RSDB scenarios							WWAN + DTS MIMO + UNII Ant.1	WWAN + DTS Ant.2 + UNII Ant.1 + BT Ant.1	WWAN + DTS Ant.2 + UNII MIMO + BT Ant.1	WWAN + DTS Ant.2 + UNII MIMO + BT Ant.1
			DTS Ant.1	DTS Ant.2	DTS MIMO	UNII Ant.1	UNII Ant.2	UNII MIMO	BT Ant.1				
1	2	3	4	5	6	7	8						
Head (1-g SAR)	Left Touch	0.223	0.283	0.247	0.152	0.065	0.220	0.198	0.020	0.440	0.573	0.555	0.688
	Left Tilt	0.115	0.283	0.247	0.294	0.261	0.220	0.268	0.011	0.670	0.677	0.634	0.641
	Right Touch	0.320	0.283	0.125	0.294	0.261	0.220	0.219	0.202	0.875	0.833	0.908	0.866
	Right Tilt	0.148	0.283	0.247	0.294	0.261	0.220	0.268	0.105	0.703	0.710	0.761	0.768
Body-Worn (1-g SAR)	Rear	0.221	0.019	0.030	0.015	0.044	0.052	0.096	0.055	0.280	0.332	0.350	0.402
	Front	0.249	0.019	0.030	0.015	0.044	0.052	0.096	0.049	0.308	0.360	0.372	0.424
Hotspot (1-g SAR)	Rear	0.343	0.042	0.064	0.057	0.065	0.051	0.116	0.102	0.465	0.516	0.574	0.625
	Front	0.205	0.042	0.064	0.091	0.065	0.051	0.116	0.082	0.361	0.412	0.416	0.467
	Edge 1		0.042	0.064	0.091	0.065	0.045	0.110	0.046				
	Edge 2	0.227		0.064	0.091		0.051	0.051		0.318	0.369	0.291	0.342
	Edge 3	0.117								0.117	0.117	0.117	0.117
	Edge 4	0.114	0.077		0.091	0.065		0.065	0.218	0.270	0.270	0.397	0.397

Note(s):

- Green value is estimated SAR value.
- Blue values are summation of DTS Ant.1+DTS Ant.2 or UNII Ant.1+UNII Ant.2.

Sum of the SAR for WCDMA Band V & Wi-Fi & BT (Continued)

Forder Closed configuration

Non-RSDB scenarios (Forder Closed configuration)

RF Exposure	Test Position	Standalone SAR (W/kg)									Sum of SAR (W/kg)															
		WWAN	Non-RSDB scenarios								WWAN + DTS MIMO	WWAN + UNII Ant.1	WWAN + UNII MIMO	WWAN + BT Ant.1	WWAN + BT Ant.2	WWAN + DTS Ant.2 + BT Ant.1	WWAN + UNII Ant.1 + BT Ant.1	WWAN + UNII Ant.1 + BT Ant.2	WWAN + UNII MIMO + BT Ant.1	WWAN + UNII MIMO + BT Ant.2						
			DTS Ant.1	DTS Ant.2	DTS MIMO	UNII Ant.1	UNII Ant.2	UNII MIMO	BT Ant.1	BT Ant.2											1	2	3	4	5	6
Body-Worn (1-g SAR)	Rear	0.224	0.017	0.033	0.045	0.045	0.050	0.064	0.019	0.016	0.269	0.269	0.288	0.243	0.240	0.276	0.288	0.285	0.307	0.304						
	Front	0.122	0.043	0.122	0.087	0.168	0.174	0.246	0.061	0.066	0.209	0.290	0.368	0.183	0.188	0.305	0.351	0.356	0.429	0.434						
Hotspot (1-g SAR)	Rear	0.806	0.050	0.119	0.418	0.019	0.102	0.162	0.040	0.055	1.224	0.825	0.968	0.846	0.861	0.965	0.865	0.880	1.008	1.023						
	Front	0.153	0.229	0.606	0.488	0.419	0.565	0.720	0.209	0.305	0.641	0.572	0.873	0.362	0.458	0.968	0.781	0.877	1.082	1.178						
	Edge 1																									
	Edge 2	0.124		0.606	0.488		0.565	0.188		0.034	0.612	0.124	0.312	0.124	0.158	0.730	0.124	0.158	0.312	0.346						
	Edge 3	0.192	0.461	0.377	0.460	0.101	0.260	0.256	0.096	0.205	0.652	0.293	0.448	0.288	0.397	0.665	0.389	0.498	0.544	0.653						
	Edge 4	0.183	0.461		0.488	0.434		0.569	0.367		0.671	0.617	0.752	0.550	0.183	0.550	0.984	0.617	1.119	0.752						

RSDB scenarios (Forder Closed configuration)

RF Exposure	Test Position	Standalone SAR (W/kg)								Sum of SAR (W/kg)			
		WWAN	RSDB scenarios							WWAN + DTS MIMO + UNII Ant.1	WWAN + DTS MIMO + UNII MIMO	WWAN + DTS Ant.2 + UNII Ant.1 + BT Ant.1	WWAN + DTS Ant.2 + UNII MIMO + BT Ant.1
			DTS Ant.1	DTS Ant.2	DTS MIMO	UNII Ant.1	UNII Ant.2	UNII MIMO	BT Ant.1				
Body-Worn (1-g SAR)	Rear	0.224	0.003	0.005	0.005	0.019	0.021	0.040	0.019	0.248	0.269	0.267	0.288
	Front	0.122	0.015	0.023	0.012	0.040	0.038	0.078	0.061	0.174	0.212	0.246	0.284
Hotspot (1-g SAR)	Rear	0.806	0.009	0.030	0.056	0.016	0.033	0.049	0.040	0.878	0.911	0.892	0.925
	Front	0.153	0.164	0.121	0.164	0.146	0.168	0.064	0.209	0.463	0.381	0.629	0.547
	Edge 1												
	Edge 2	0.124		0.121	0.164		0.036	0.036		0.288	0.324	0.245	0.281
	Edge 3	0.192	0.164	0.121	0.132	0.049	0.038	0.087	0.096	0.373	0.411	0.458	0.496
	Edge 4	0.183	0.164		0.164	0.103		0.103	0.367	0.450	0.450	0.653	0.653

Note(s):

- Green value is estimated SAR value.
- Blue values are summation of DTS Ant.1+DTS Ant.2 or UNII Ant.1+UNII Ant.2.

12.6. Sum of the SAR for LTE Band 4 (Sub.5 Ant.) & Wi-Fi & BT

For order opened configuration

Non-RSDB scenarios (For order opened configuration)

RF Exposure	Test Position	Standalone SAR (W/kg)									Sum of SAR (W/kg)									
		WWAN	Non-RSDB scenarios								WWAN + DTS MIMO	WWAN + UNII Ant.1	WWAN + UNII MIMO	WWAN + BT Ant.1	WWAN + BT Ant.2	WWAN + DTS Ant.2 + BT Ant.1	WWAN + UNII Ant.1 + BT Ant.1	WWAN + UNII Ant.1 + BT Ant.2	WWAN + UNII MIMO + BT Ant.1	WWAN + UNII MIMO + BT Ant.2
			DTS Ant.1	DTS Ant.2	DTS MIMO	UNII Ant.1	UNII Ant.2	UNII MIMO	BT Ant.1	BT Ant.2										
1	2	3	4	5	6	7	8	9												
Head (1-g SAR)	Left Touch	0.679	0.283	0.247	0.152	0.065	0.220	0.198	0.020	0.104	0.831	0.744	0.877	0.699	0.783	0.946	0.764	0.848	0.897	0.981
	Left Tilt	0.164	0.283	0.247	0.294	0.261	0.220	0.268	0.011	0.131	0.458	0.425	0.432	0.175	0.295	0.422	0.436	0.556	0.443	0.563
	Right Touch	0.291	0.283	0.125	0.294	0.261	0.220	0.219	0.202	0.093	0.585	0.552	0.510	0.493	0.384	0.618	0.754	0.645	0.712	0.603
	Right Tilt	0.066	0.283	0.247	0.294	0.261	0.220	0.268	0.105	0.075	0.360	0.327	0.334	0.171	0.141	0.418	0.432	0.402	0.439	0.409
Body-Worn (1-g SAR)	Rear	0.101	0.060	0.141	0.118	0.156	0.269	0.425	0.055	0.099	0.219	0.257	0.526	0.156	0.200	0.297	0.312	0.356	0.581	0.625
	Front	0.096	0.060	0.141	0.118	0.156	0.269	0.425	0.049	0.053	0.214	0.252	0.521	0.145	0.149	0.286	0.301	0.305	0.570	0.574
Hotspot (1-g SAR)	Rear	0.200	0.126	0.280	0.275	0.260	0.167	0.427	0.102	0.202	0.475	0.460	0.627	0.302	0.402	0.582	0.562	0.662	0.729	0.829
	Front	0.168	0.265	0.280	0.275	0.264	0.167	0.431	0.082	0.098	0.443	0.432	0.599	0.250	0.266	0.530	0.514	0.530	0.681	0.697
	Edge 1	0.012	0.265	0.280	0.275	0.264	0.167	0.431	0.046	0.112	0.287	0.276	0.443	0.058	0.124	0.338	0.322	0.388	0.489	0.555
	Edge 2	0.379		0.280	0.275		0.167	0.167			0.654	0.379	0.546	0.379	0.411	0.659	0.379	0.411	0.546	0.578
	Edge 3																			
	Edge 4		0.265		0.257	0.264		0.264	0.218											
Product Specific 10-g (10-g SAR)	Rear				0.676	0.811	1.487													
	Front				1.350	0.971	2.321													
	Edge 1				1.350	0.971	2.321													
	Edge 2					0.971	0.971													
	Edge 3																			
	Edge 4				1.350		1.350													

RSDB scenarios (For order opened configuration)

RF Exposure	Test Position	Standalone SAR (W/kg)								Sum of SAR (W/kg)			
		WWAN	RSDB scenarios							WWAN + DTS MIMO + UNII Ant.1	WWAN + DTS Ant.2 + UNII Ant.1 + UNII MIMO + BT Ant.1	WWAN + DTS Ant.2 + UNII Ant.1 + UNII MIMO + BT Ant.1	WWAN + DTS Ant.2 + UNII Ant.1 + UNII MIMO + BT Ant.1
			DTS Ant.1	DTS Ant.2	DTS MIMO	UNII Ant.1	UNII Ant.2	UNII MIMO	BT Ant.1				
1	2	3	4	5	6	7	8						
Head (1-g SAR)	Left Touch	0.679	0.283	0.247	0.152	0.065	0.220	0.198	0.020	0.896	1.029	1.011	1.144
	Left Tilt	0.164	0.283	0.247	0.294	0.261	0.220	0.268	0.011	0.719	0.726	0.683	0.690
	Right Touch	0.291	0.283	0.125	0.294	0.261	0.220	0.219	0.202	0.846	0.804	0.879	0.837
	Right Tilt	0.066	0.283	0.247	0.294	0.261	0.220	0.268	0.105	0.621	0.628	0.679	0.686
Body-Worn (1-g SAR)	Rear	0.101	0.019	0.030	0.015	0.044	0.052	0.096	0.055	0.160	0.212	0.230	0.282
	Front	0.096	0.019	0.030	0.015	0.044	0.052	0.096	0.049	0.155	0.207	0.219	0.271
Hotspot (1-g SAR)	Rear	0.200	0.042	0.064	0.057	0.065	0.051	0.116	0.102	0.322	0.373	0.431	0.482
	Front	0.168	0.042	0.064	0.091	0.065	0.051	0.116	0.082	0.324	0.375	0.379	0.430
	Edge 1	0.012	0.042	0.064	0.091	0.065	0.045	0.110	0.046	0.168	0.213	0.187	0.232
	Edge 2	0.379		0.064	0.091		0.051	0.051		0.470	0.521	0.443	0.494
	Edge 3												
	Edge 4		0.077		0.091	0.065		0.065	0.218				

Note(s):

- Green value is estimated SAR value.
- Blue values are summation of DTS Ant.1+DTS Ant.2 or UNII Ant.1+UNII Ant.2.

Sum of the SAR for LTE Band 4 (Sub.5 Ant.) & Wi-Fi & BT (Continued)

Forder Closed configuration

Non-RSDB scenarios (Forder Closed configuration)

RF Exposure	Test Position	Standalone SAR (W/kg)									Sum of SAR (W/kg)									
		WWAN	Non-RSDB scenarios								WWAN + DTS MIMO	WWAN + UNII Ant.1	WWAN + UNII MIMO	WWAN + BT Ant.1	WWAN + BT Ant.2	WWAN + DTS Ant.2 + BT Ant.1	WWAN + UNII Ant.1 + BT Ant.1	WWAN + UNII Ant.1 + BT Ant.2	WWAN + UNII MIMO + BT Ant.1	WWAN + UNII MIMO + BT Ant.2
			DTS Ant.1	DTS Ant.2	DTS MIMO	UNII Ant.1	UNII Ant.2	UNII MIMO	BT Ant.1	BT Ant.2										
1	2	3	4	5	6	7	8	9												
Body-Worn (1-g SAR)	Rear	0.014	0.017	0.033	0.045	0.045	0.050	0.064	0.019	0.016	0.059	0.059	0.078	0.033	0.030	0.066	0.078	0.075	0.097	0.094
	Front	0.126	0.043	0.122	0.087	0.168	0.174	0.246	0.061	0.066	0.213	0.294	0.372	0.187	0.192	0.309	0.355	0.360	0.433	0.438
Hotspot (1-g SAR)	Rear	0.037	0.050	0.119	0.418	0.019	0.102	0.162	0.040	0.055	0.455	0.056	0.199	0.077	0.092	0.196	0.096	0.111	0.239	0.254
	Front	0.559	0.229	0.606	0.488	0.419	0.565	0.720	0.209	0.305	1.047	0.978	1.279	0.768	0.864	1.374	1.187	1.283	1.488	1.584
	Edge 1	0.015									0.015	0.015	0.015	0.015	0.015	0.015	0.015	0.015	0.015	0.015
	Edge 2	1.225		0.091	0.089		0.565	0.188		0.034	1.314	1.225	1.413	1.225	1.259	1.316	1.225	1.259	1.413	1.447
	Edge 3	0.041	0.461	0.377	0.460	0.101	0.260	0.256	0.096	0.205	0.501	0.142	0.297	0.137	0.246	0.514	0.238	0.347	0.393	0.502
	Edge 4		0.461		0.488	0.434		0.569	0.367											

RSDB scenarios (Forder Closed configuration)

RF Exposure	Test Position	Standalone SAR (W/kg)								Sum of SAR (W/kg)			
		WWAN	RSDB scenarios							WWAN + DTS MIMO + UNII Ant.1	WWAN + DTS MIMO + UNII MIMO	WWAN + DTS Ant.2 + UNII Ant.1 + BT Ant.1	WWAN + DTS Ant.2 + UNII MIMO + BT Ant.1
			DTS Ant.1	DTS Ant.2	DTS MIMO	UNII Ant.1	UNII Ant.2	UNII MIMO	BT Ant.1				
1	2	3	4	5	6	7	8						
Body-Worn (1-g SAR)	Rear	0.014	0.003	0.005	0.005	0.019	0.021	0.040	0.019	0.038	0.059	0.057	0.078
	Front	0.126	0.015	0.023	0.012	0.040	0.038	0.078	0.061	0.178	0.216	0.250	0.288
Hotspot (1-g SAR)	Rear	0.037	0.009	0.030	0.056	0.016	0.033	0.049	0.040	0.109	0.142	0.123	0.156
	Front	0.559	0.164	0.121	0.164	0.146	0.168	0.064	0.209	0.869	0.787	1.035	0.953
	Edge 1	0.015								0.015	0.015	0.015	0.015
	Edge 2	1.225		0.121	0.164		0.036	0.036		1.389	1.425	1.346	1.382
	Edge 3	0.041	0.164	0.121	0.132	0.049	0.038	0.087	0.096	0.222	0.260	0.307	0.345
	Edge 4		0.164		0.164	0.103		0.103	0.367				

Note(s):

- Green value is estimated SAR value.
- Blue values are summation of DTS Ant.1+DTS Ant.2 or UNII Ant.1+UNII Ant.2.

12.7. Sum of the SAR for LTE Band 5 & Wi-Fi & BT

Forder opened configuration

Non-RSDB scenarios (Forder opened configuration)

RF Exposure	Test Position	Standalone SAR (W/kg)									Sum of SAR (W/kg)									
		WWAN	Non-RSDB scenarios								WWAN + DTS MIMO	WWAN + UNII Ant.1	WWAN + UNII MIMO	WWAN + BT Ant.1	WWAN + BT Ant.2	WWAN + DTS Ant.2 + BT Ant.1	WWAN + UNII Ant.1 + BT Ant.1	WWAN + UNII Ant.1 + BT Ant.2	WWAN + UNII MIMO + BT Ant.1	WWAN + UNII MIMO + BT Ant.2
			DTS Ant.1	DTS Ant.2	DTS MIMO	UNII Ant.1	UNII Ant.2	UNII MIMO	BT Ant.1	BT Ant.2										
1	2	3	4	5	6	7	8	9												
Head (1-g SAR)	Left Touch	0.267	0.283	0.247	0.152	0.065	0.220	0.198	0.020	0.104	0.419	0.332	0.465	0.287	0.371	0.534	0.352	0.436	0.485	0.569
	Left Tilt	0.160	0.283	0.247	0.294	0.261	0.220	0.268	0.011	0.131	0.454	0.421	0.428	0.171	0.291	0.418	0.432	0.552	0.439	0.559
	Right Touch	0.338	0.283	0.125	0.294	0.261	0.220	0.219	0.202	0.093	0.632	0.599	0.557	0.540	0.431	0.665	0.801	0.692	0.759	0.650
	Right Tilt	0.172	0.283	0.247	0.294	0.261	0.220	0.268	0.105	0.075	0.466	0.433	0.440	0.277	0.247	0.524	0.538	0.508	0.545	0.515
Body-Worn (1-g SAR)	Rear	0.279	0.060	0.141	0.118	0.156	0.269	0.425	0.055	0.099	0.397	0.435	0.704	0.334	0.378	0.475	0.490	0.534	0.759	0.803
	Front	0.316	0.060	0.141	0.118	0.156	0.269	0.425	0.049	0.053	0.434	0.472	0.741	0.365	0.369	0.506	0.521	0.525	0.790	0.794
Hotspot (1-g SAR)	Rear	0.531	0.126	0.280	0.275	0.260	0.167	0.427	0.102	0.202	0.806	0.791	0.958	0.633	0.733	0.913	0.893	0.993	1.060	1.160
	Front	0.286	0.265	0.280	0.275	0.264	0.167	0.431	0.082	0.098	0.561	0.550	0.717	0.368	0.384	0.648	0.632	0.648	0.799	0.815
	Edge 1		0.265	0.280	0.275	0.264	0.167	0.431	0.046	0.112										
	Edge 2	0.364		0.280	0.275		0.167	0.167			0.639	0.364	0.531	0.364	0.396	0.644	0.364	0.396	0.531	0.563
	Edge 3	0.130									0.130	0.130	0.130	0.130	0.130	0.130	0.130	0.130	0.130	0.130
	Edge 4	0.183	0.265		0.257	0.264		0.264	0.218		0.440	0.447	0.447	0.401	0.183	0.401	0.665	0.447	0.665	0.447
Product Specific 10-g (10-g SAR)	Rear				0.676	0.811	1.487													
	Front				1.350	0.971	2.321													
	Edge 1				1.350	0.971	2.321													
	Edge 2					0.971	0.971													
	Edge 3																			
	Edge 4				1.350		1.350													

RSDB scenarios (Forder opened configuration)

RF Exposure	Test Position	Standalone SAR (W/kg)								Sum of SAR (W/kg)			
		WWAN	RSDB scenarios							WWAN + DTS MIMO + UNII Ant.1	WWAN + DTS Ant.2 + UNII Ant.1 + BT Ant.1	WWAN + DTS Ant.2 + UNII MIMO + BT Ant.1	WWAN + DTS Ant.2 + UNII MIMO + BT Ant.1
			DTS Ant.1	DTS Ant.2	DTS MIMO	UNII Ant.1	UNII Ant.2	UNII MIMO	BT Ant.1				
1	2	3	4	5	6	7	8						
Head (1-g SAR)	Left Touch	0.267	0.283	0.247	0.152	0.065	0.220	0.198	0.020	0.484	0.617	0.599	0.732
	Left Tilt	0.160	0.283	0.247	0.294	0.261	0.220	0.268	0.011	0.715	0.722	0.679	0.686
	Right Touch	0.338	0.283	0.125	0.294	0.261	0.220	0.219	0.202	0.893	0.851	0.926	0.884
	Right Tilt	0.172	0.283	0.247	0.294	0.261	0.220	0.268	0.105	0.727	0.734	0.785	0.792
Body-Worn (1-g SAR)	Rear	0.279	0.019	0.030	0.015	0.044	0.052	0.096	0.055	0.338	0.390	0.408	0.460
	Front	0.316	0.019	0.030	0.015	0.044	0.052	0.096	0.049	0.375	0.427	0.439	0.491
Hotspot (1-g SAR)	Rear	0.531	0.042	0.064	0.057	0.065	0.051	0.116	0.102	0.653	0.704	0.762	0.813
	Front	0.286	0.042	0.064	0.091	0.065	0.051	0.116	0.082	0.442	0.493	0.497	0.548
	Edge 1		0.042	0.064	0.091	0.065	0.045	0.110	0.046				
	Edge 2	0.364		0.064	0.091		0.051	0.051		0.455	0.506	0.428	0.479
	Edge 3	0.130								0.130	0.130	0.130	0.130
	Edge 4	0.183	0.077		0.091	0.065		0.065	0.218	0.339	0.339	0.466	0.466

Note(s):

- Green value is estimated SAR value.
- Blue values are summation of DTS Ant.1+DTS Ant.2 or UNII Ant.1+UNII Ant.2.

Sum of the SAR for LTE Band 5 & Wi-Fi & BT (Continued)

Forder Closed configuration

Non-RSDB scenarios (Forder Closed configuration)

RF Exposure	Test Position	Standalone SAR (W/kg)									Sum of SAR (W/kg)															
		WWAN	Non-RSDB scenarios								WWAN + DTS MIMO	WWAN + UNII Ant.1	WWAN + UNII MIMO	WWAN + BT Ant.1	WWAN + BT Ant.2	WWAN + DTS Ant.2 + BT Ant.1	WWAN + UNII Ant.1 + BT Ant.1	WWAN + UNII Ant.1 + BT Ant.2	WWAN + UNII MIMO + BT Ant.1	WWAN + UNII MIMO + BT Ant.2						
			DTS Ant.1	DTS Ant.2	DTS MIMO	UNII Ant.1	UNII Ant.2	UNII MIMO	BT Ant.1	BT Ant.2											1	2	3	4	5	6
Body-Worn (1-g SAR)	Rear	0.502	0.017	0.033	0.045	0.045	0.050	0.064	0.019	0.016	0.547	0.547	0.566	0.521	0.518	0.554	0.566	0.563	0.585	0.582						
	Front	0.151	0.043	0.122	0.087	0.168	0.174	0.246	0.061	0.066	0.238	0.319	0.397	0.212	0.217	0.334	0.380	0.385	0.458	0.463						
Hotspot (1-g SAR)	Rear	1.029	0.050	0.119	0.418	0.019	0.102	0.162	0.040	0.055	1.447	1.048	1.191	1.069	1.084	1.188	1.088	1.103	1.231	1.246						
	Front	0.230	0.229	0.606	0.488	0.419	0.565	0.720	0.209	0.305	0.718	0.649	0.950	0.439	0.535	1.045	0.858	0.954	1.159	1.255						
	Edge 1																									
	Edge 2	0.164		0.606	0.488		0.565	0.188		0.034	0.652	0.164	0.352	0.164	0.198	0.770	0.164	0.198	0.352	0.386						
	Edge 3	0.285	0.461	0.377	0.460	0.101	0.260	0.256	0.096	0.205	0.745	0.386	0.541	0.381	0.490	0.758	0.482	0.591	0.637	0.746						
	Edge 4	0.240	0.461		0.488	0.434		0.569	0.367		0.728	0.674	0.809	0.607	0.240	0.607	1.041	0.674	1.176	0.809						

RSDB scenarios (Forder Closed configuration)

RF Exposure	Test Position	Standalone SAR (W/kg)								Sum of SAR (W/kg)			
		WWAN	RSDB scenarios							WWAN + DTS MIMO + UNII Ant.1	WWAN + DTS MIMO + UNII MIMO	WWAN + DTS Ant.2 + UNII Ant.1 + BT Ant.1	WWAN + DTS Ant.2 + UNII MIMO + BT Ant.1
			DTS Ant.1	DTS Ant.2	DTS MIMO	UNII Ant.1	UNII Ant.2	UNII MIMO	BT Ant.1				
Body-Worn (1-g SAR)	Rear	0.502	0.003	0.005	0.005	0.019	0.021	0.040	0.019	0.526	0.547	0.545	0.566
	Front	0.151	0.015	0.023	0.012	0.040	0.038	0.078	0.061	0.203	0.241	0.275	0.313
Hotspot (1-g SAR)	Rear	1.029	0.009	0.030	0.056	0.016	0.033	0.049	0.040	1.101	1.134	1.115	1.148
	Front	0.230	0.164	0.121	0.164	0.146	0.168	0.064	0.209	0.540	0.458	0.706	0.624
	Edge 1												
	Edge 2	0.164		0.121	0.164		0.036	0.036		0.328	0.364	0.285	0.321
	Edge 3	0.285	0.164	0.121	0.132	0.049	0.038	0.087	0.096	0.466	0.504	0.551	0.589
	Edge 4	0.240	0.164		0.164	0.103		0.103	0.367	0.507	0.507	0.710	0.710

Note(s):

- Green value is estimated SAR value.
- Blue values are summation of DTS Ant.1+DTS Ant.2 or UNII Ant.1+UNII Ant.2.

12.8. Sum of the SAR for LTE Band 12 & Wi-Fi & BT

Forder opened configuration

Non-RSDB scenarios (Forder opened configuration)

RF Exposure	Test Position	Standalone SAR (W/kg)									Sum of SAR (W/kg)									
		WWAN	Non-RSDB scenarios								WWAN + DTS MIMO	WWAN + UNII Ant.1	WWAN + UNII MIMO	WWAN + BT Ant.1	WWAN + BT Ant.2	WWAN + DTS Ant.2 + BT Ant.1	WWAN + UNII Ant.1 + BT Ant.1	WWAN + UNII Ant.1 + BT Ant.2	WWAN + UNII MIMO + BT Ant.1	WWAN + UNII MIMO + BT Ant.2
			DTS Ant.1	DTS Ant.2	DTS MIMO	UNII Ant.1	UNII Ant.2	UNII MIMO	BT Ant.1	BT Ant.2										
1	2	3	4	5	6	7	8	9												
Head (1-g SAR)	Left Touch	0.312	0.283	0.247	0.152	0.065	0.220	0.198	0.020	0.104	0.464	0.377	0.510	0.332	0.416	0.579	0.397	0.481	0.530	0.614
	Left Tilt	0.139	0.283	0.247	0.294	0.261	0.220	0.268	0.011	0.131	0.433	0.400	0.407	0.150	0.270	0.397	0.411	0.531	0.418	0.538
	Right Touch	0.304	0.283	0.125	0.294	0.261	0.220	0.219	0.202	0.093	0.598	0.565	0.523	0.506	0.397	0.631	0.767	0.658	0.725	0.616
	Right Tilt	0.121	0.283	0.247	0.294	0.261	0.220	0.268	0.105	0.075	0.415	0.382	0.389	0.226	0.196	0.473	0.487	0.457	0.494	0.464
Body-Worn (1-g SAR)	Rear	0.279	0.060	0.141	0.118	0.156	0.269	0.425	0.055	0.099	0.397	0.435	0.704	0.334	0.378	0.475	0.490	0.534	0.759	0.803
	Front	0.291	0.060	0.141	0.118	0.156	0.269	0.425	0.049	0.053	0.409	0.447	0.716	0.340	0.344	0.481	0.496	0.500	0.765	0.769
Hotspot (1-g SAR)	Rear	0.311	0.126	0.280	0.275	0.260	0.167	0.427	0.102	0.202	0.586	0.571	0.738	0.413	0.513	0.693	0.673	0.773	0.840	0.940
	Front	0.303	0.265	0.280	0.275	0.264	0.167	0.431	0.082	0.098	0.578	0.567	0.734	0.385	0.401	0.665	0.649	0.665	0.816	0.832
	Edge 1		0.265	0.280	0.275	0.264	0.167	0.431	0.046	0.112										
	Edge 2	0.300		0.280	0.275		0.167	0.167		0.032	0.575	0.300	0.467	0.300	0.332	0.580	0.300	0.332	0.467	0.499
	Edge 3	0.048									0.048	0.048	0.048	0.048	0.048	0.048	0.048	0.048	0.048	0.048
	Edge 4	0.325	0.265		0.257	0.264		0.264	0.218		0.582	0.589	0.589	0.543	0.325	0.543	0.807	0.589	0.807	0.589
Product Specific 10-g (10-g SAR)	Rear				0.676	0.811	1.487													
	Front				1.350	0.971	2.321													
	Edge 1				1.350	0.971	2.321													
	Edge 2					0.971	0.971													
	Edge 3																			
	Edge 4				1.350		1.350													

RSDB scenarios (Forder opened configuration)

RF Exposure	Test Position	Standalone SAR (W/kg)								Sum of SAR (W/kg)			
		WWAN	RSDB scenarios							WWAN + DTS MIMO + UNII Ant.1	WWAN + DTS Ant.2 + UNII Ant.1 + BT Ant.1	WWAN + DTS Ant.2 + UNII MIMO + BT Ant.1	WWAN + DTS Ant.2 + UNII MIMO + BT Ant.1
			DTS Ant.1	DTS Ant.2	DTS MIMO	UNII Ant.1	UNII Ant.2	UNII MIMO	BT Ant.1				
1	2	3	4	5	6	7	8						
Head (1-g SAR)	Left Touch	0.312	0.283	0.247	0.152	0.065	0.220	0.198	0.020	0.529	0.662	0.644	0.777
	Left Tilt	0.139	0.283	0.247	0.294	0.261	0.220	0.268	0.011	0.694	0.701	0.658	0.665
	Right Touch	0.304	0.283	0.125	0.294	0.261	0.220	0.219	0.202	0.859	0.817	0.892	0.850
	Right Tilt	0.121	0.283	0.247	0.294	0.261	0.220	0.268	0.105	0.676	0.683	0.734	0.741
Body-Worn (1-g SAR)	Rear	0.279	0.019	0.030	0.015	0.044	0.052	0.096	0.055	0.338	0.390	0.408	0.460
	Front	0.291	0.019	0.030	0.015	0.044	0.052	0.096	0.049	0.350	0.402	0.414	0.466
Hotspot (1-g SAR)	Rear	0.311	0.042	0.064	0.057	0.065	0.051	0.116	0.102	0.433	0.484	0.542	0.593
	Front	0.303	0.042	0.064	0.091	0.065	0.051	0.116	0.082	0.459	0.510	0.514	0.565
	Edge 1		0.042	0.064	0.091	0.065	0.045	0.110	0.046				
	Edge 2	0.300		0.064	0.091		0.051	0.051		0.391	0.442	0.364	0.415
	Edge 3	0.048								0.048	0.048	0.048	0.048
	Edge 4	0.325	0.077		0.091	0.065		0.065	0.218	0.481	0.481	0.608	0.608

Note(s):

- Green value is estimated SAR value.
- Blue values are summation of DTS Ant.1+DTS Ant.2 or UNII Ant.1+UNII Ant.2.

Sum of the SAR for LTE Band 12 & Wi-Fi & BT (Continued)

Forder Closed configuration

Non-RSDB scenarios (Forder Closed configuration)

RF Exposure	Test Position	Standalone SAR (W/kg)									Sum of SAR (W/kg)															
		WWAN	Non-RSDB scenarios								WWAN + DTS MIMO	WWAN + UNII Ant.1	WWAN + UNII MIMO	WWAN + BT Ant.1	WWAN + BT Ant.2	WWAN + DTS Ant.2 + BT Ant.1	WWAN + UNII Ant.1 + BT Ant.1	WWAN + UNII Ant.1 + BT Ant.2	WWAN + UNII MIMO + BT Ant.1	WWAN + UNII MIMO + BT Ant.2						
			DTS Ant.1	DTS Ant.2	DTS MIMO	UNII Ant.1	UNII Ant.2	UNII MIMO	BT Ant.1	BT Ant.2											1	2	3	4	5	6
Body-Worn (1-g SAR)	Rear	0.288	0.017	0.033	0.045	0.045	0.050	0.064	0.019	0.016	0.333	0.333	0.352	0.307	0.304	0.340	0.352	0.349	0.371	0.368						
	Front	0.070	0.043	0.122	0.087	0.168	0.174	0.246	0.061	0.066	0.157	0.238	0.316	0.131	0.136	0.253	0.299	0.304	0.377	0.382						
Hotspot (1-g SAR)	Rear	0.841	0.050	0.119	0.418	0.019	0.102	0.162	0.040	0.055	1.259	0.860	1.003	0.881	0.896	1.000	0.900	0.915	1.043	1.058						
	Front	0.189	0.229	0.606	0.488	0.419	0.565	0.720	0.209	0.305	0.677	0.608	0.909	0.398	0.494	1.004	0.817	0.913	1.118	1.214						
	Edge 1																									
	Edge 2	0.122		0.606	0.488		0.565	0.188		0.034	0.610	0.122	0.310	0.122	0.156	0.728	0.122	0.156	0.310	0.344						
	Edge 3	0.173	0.461	0.377	0.460	0.101	0.260	0.256	0.096	0.205	0.633	0.274	0.429	0.269	0.378	0.646	0.370	0.479	0.525	0.634						
	Edge 4	0.218	0.461		0.488	0.434		0.569	0.367		0.706	0.652	0.787	0.585	0.218	0.585	1.019	0.652	1.154	0.787						

RSDB scenarios (Forder Closed configuration)

RF Exposure	Test Position	Standalone SAR (W/kg)								Sum of SAR (W/kg)			
		WWAN	RSDB scenarios							WWAN + DTS MIMO + UNII Ant.1	WWAN + DTS MIMO + UNII MIMO	WWAN + DTS Ant.2 + UNII Ant.1 + BT Ant.1	WWAN + DTS Ant.2 + UNII MIMO + BT Ant.1
			DTS Ant.1	DTS Ant.2	DTS MIMO	UNII Ant.1	UNII Ant.2	UNII MIMO	BT Ant.1				
Body-Worn (1-g SAR)	Rear	0.288	0.003	0.005	0.005	0.019	0.021	0.040	0.019	0.312	0.333	0.331	0.352
	Front	0.070	0.015	0.023	0.012	0.040	0.038	0.078	0.061	0.122	0.160	0.194	0.232
Hotspot (1-g SAR)	Rear	0.841	0.009	0.030	0.056	0.016	0.033	0.049	0.040	0.913	0.946	0.927	0.960
	Front	0.189	0.164	0.121	0.164	0.146	0.168	0.064	0.209	0.499	0.417	0.665	0.583
	Edge 1												
	Edge 2	0.122		0.121	0.164		0.036	0.036		0.286	0.322	0.243	0.279
	Edge 3	0.173	0.164	0.121	0.132	0.049	0.038	0.087	0.096	0.354	0.392	0.439	0.477
	Edge 4	0.218	0.164		0.164	0.103		0.103	0.367	0.485	0.485	0.688	0.688

Note(s):

- Green value is estimated SAR value.
- Blue values are summation of DTS Ant.1+DTS Ant.2 or UNII Ant.1+UNII Ant.2.

12.9. Sum of the SAR for LTE Band 13 & Wi-Fi & BT

Forder opened configuration

Non-RSDB scenarios (Forder opened configuration)

RF Exposure	Test Position	Standalone SAR (W/kg)									Sum of SAR (W/kg)									
		WWAN	Non-RSDB scenarios								WWAN + DTS MIMO	WWAN + UNII Ant.1	WWAN + UNII MIMO	WWAN + BT Ant.1	WWAN + BT Ant.2	WWAN + DTS Ant.2 + BT Ant.1	WWAN + UNII Ant.1 + BT Ant.1	WWAN + UNII Ant.1 + BT Ant.2	WWAN + UNII MIMO + BT Ant.1	WWAN + UNII MIMO + BT Ant.2
			DTS Ant.1	DTS Ant.2	DTS MIMO	UNII Ant.1	UNII Ant.2	UNII MIMO	BT Ant.1	BT Ant.2										
1	2	3	4	5	6	7	8	9												
Head (1-g SAR)	Left Touch	0.230	0.283	0.247	0.152	0.065	0.220	0.198	0.020	0.104	0.382	0.295	0.428	0.250	0.334	0.497	0.315	0.399	0.448	0.532
	Left Tilt	0.109	0.283	0.247	0.294	0.261	0.220	0.268	0.011	0.131	0.403	0.370	0.377	0.120	0.240	0.367	0.381	0.501	0.388	0.508
	Right Touch	0.271	0.283	0.125	0.294	0.261	0.220	0.219	0.202	0.093	0.565	0.532	0.490	0.473	0.364	0.598	0.734	0.625	0.692	0.583
	Right Tilt	0.125	0.283	0.247	0.294	0.261	0.220	0.268	0.105	0.075	0.419	0.386	0.393	0.230	0.200	0.477	0.491	0.461	0.498	0.468
Body-Worn (1-g SAR)	Rear	0.178	0.060	0.141	0.118	0.156	0.269	0.425	0.055	0.099	0.296	0.334	0.603	0.233	0.277	0.374	0.389	0.433	0.658	0.702
	Front	0.206	0.060	0.141	0.118	0.156	0.269	0.425	0.049	0.053	0.324	0.362	0.631	0.255	0.259	0.396	0.411	0.415	0.680	0.684
Hotspot (1-g SAR)	Rear	0.437	0.126	0.280	0.275	0.260	0.167	0.427	0.102	0.202	0.712	0.697	0.864	0.539	0.639	0.819	0.799	0.899	0.966	1.066
	Front	0.299	0.265	0.280	0.275	0.264	0.167	0.431	0.082	0.098	0.574	0.563	0.730	0.381	0.397	0.661	0.645	0.661	0.812	0.828
	Edge 1		0.265	0.280	0.275	0.264	0.167	0.431	0.046	0.112										
	Edge 2	0.322		0.280	0.275		0.167	0.167			0.597	0.322	0.489	0.322	0.354	0.602	0.322	0.354	0.489	0.521
	Edge 3	0.105									0.105	0.105	0.105	0.105	0.105	0.105	0.105	0.105	0.105	0.105
	Edge 4	0.178	0.265		0.257	0.264		0.264	0.218		0.435	0.442	0.442	0.396	0.178	0.396	0.660	0.442	0.660	0.442
Product Specific 10-g (10-g SAR)	Rear				0.676	0.811	1.487													
	Front				1.350	0.971	2.321													
	Edge 1				1.350	0.971	2.321													
	Edge 2					0.971	0.971													
	Edge 3																			
	Edge 4				1.350		1.350													

RSDB scenarios (Forder opened configuration)

RF Exposure	Test Position	Standalone SAR (W/kg)								Sum of SAR (W/kg)			
		WWAN	RSDB scenarios							WWAN + DTS MIMO + UNII Ant.1	WWAN + DTS MIMO + UNII Ant.1 + UNII MIMO	WWAN + DTS Ant.2 + UNII Ant.1 + UNII MIMO + BT Ant.1	WWAN + DTS Ant.2 + UNII MIMO + BT Ant.1
			DTS Ant.1	DTS Ant.2	DTS MIMO	UNII Ant.1	UNII Ant.2	UNII MIMO	BT Ant.1				
1	2	3	4	5	6	7	8						
Head (1-g SAR)	Left Touch	0.230	0.283	0.247	0.152	0.065	0.220	0.198	0.020	0.447	0.580	0.562	0.695
	Left Tilt	0.109	0.283	0.247	0.294	0.261	0.220	0.268	0.011	0.664	0.671	0.628	0.635
	Right Touch	0.271	0.283	0.125	0.294	0.261	0.220	0.219	0.202	0.826	0.784	0.859	0.817
	Right Tilt	0.125	0.283	0.247	0.294	0.261	0.220	0.268	0.105	0.680	0.687	0.738	0.745
Body-Worn (1-g SAR)	Rear	0.178	0.019	0.030	0.015	0.044	0.052	0.096	0.055	0.237	0.289	0.307	0.359
	Front	0.206	0.019	0.030	0.015	0.044	0.052	0.096	0.049	0.265	0.317	0.329	0.381
Hotspot (1-g SAR)	Rear	0.437	0.042	0.064	0.057	0.065	0.051	0.116	0.102	0.559	0.610	0.668	0.719
	Front	0.299	0.042	0.064	0.091	0.065	0.051	0.116	0.082	0.455	0.506	0.510	0.561
	Edge 1		0.042	0.064	0.091	0.065	0.045	0.110	0.046				
	Edge 2	0.322		0.064	0.091		0.051	0.051		0.413	0.464	0.386	0.437
	Edge 3	0.105								0.105	0.105	0.105	0.105
	Edge 4	0.178	0.077		0.091	0.065		0.065	0.218	0.334	0.334	0.461	0.461

Note(s):

- Green value is estimated SAR value.
- Blue values are summation of DTS Ant.1+DTS Ant.2 or UNII Ant.1+UNII Ant.2.

Sum of the SAR for LTE Band 13 & Wi-Fi & BT (Continued)

Forder Closed configuration

Non-RSDB scenarios (Forder Closed configuration)

RF Exposure	Test Position	Standalone SAR (W/kg)									Sum of SAR (W/kg)									
		WWAN	Non-RSDB scenarios								WWAN + DTS MIMO	WWAN + UNII Ant.1	WWAN + UNII MIMO	WWAN + BT Ant.1	WWAN + BT Ant.2	WWAN + DTS Ant.2 + BT Ant.1	WWAN + UNII Ant.1 + BT Ant.1	WWAN + UNII Ant.1 + BT Ant.2	WWAN + UNII MIMO + BT Ant.1	WWAN + UNII MIMO + BT Ant.2
			DTS Ant.1	DTS Ant.2	DTS MIMO	UNII Ant.1	UNII Ant.2	UNII MIMO	BT Ant.1	BT Ant.2										
1	2	3	4	5	6	7	8	9	1+4	1+5	1+7	1+8	1+9	1+3+8	1+5+8	1+5+9	1+7+8	1+7+9		
Body-Worn (1-g SAR)	Rear	0.267	0.017	0.033	0.045	0.045	0.050	0.064	0.019	0.016	0.312	0.312	0.331	0.286	0.283	0.319	0.331	0.328	0.350	0.347
	Front	0.056	0.043	0.122	0.087	0.168	0.174	0.246	0.061	0.066	0.143	0.224	0.302	0.117	0.122	0.239	0.285	0.290	0.363	0.368
Hotspot (1-g SAR)	Rear	0.997	0.050	0.119	0.418	0.019	0.102	0.162	0.040	0.055	1.415	1.016	1.159	1.037	1.052	1.156	1.056	1.071	1.199	1.214
	Front	0.100	0.229	0.606	0.488	0.419	0.565	0.720	0.209	0.305	0.588	0.519	0.820	0.309	0.405	0.915	0.728	0.824	1.029	1.125
	Edge 1																			
	Edge 2	0.101		0.606	0.488		0.565	0.188		0.034	0.589	0.101	0.289	0.101	0.135	0.707	0.101	0.135	0.289	0.323
	Edge 3	0.173	0.461	0.377	0.460	0.101	0.260	0.256	0.096	0.205	0.633	0.274	0.429	0.269	0.378	0.646	0.370	0.479	0.525	0.634
	Edge 4	0.169	0.461		0.488	0.434		0.569	0.367		0.657	0.603	0.738	0.536	0.169	0.536	0.970	0.603	1.105	0.738

RSDB scenarios (Forder Closed configuration)

RF Exposure	Test Position	Standalone SAR (W/kg)								Sum of SAR (W/kg)			
		WWAN	RSDB scenarios							WWAN + DTS MIMO + UNII Ant.1	WWAN + DTS MIMO + UNII MIMO	WWAN + DTS Ant.2 + UNII Ant.1 + BT Ant.1	WWAN + DTS Ant.2 + UNII MIMO + BT Ant.1
			DTS Ant.1	DTS Ant.2	DTS MIMO	UNII Ant.1	UNII Ant.2	UNII MIMO	BT Ant.1				
1	2	3	4	5	6	7	8	1+4+5	1+4+7	1+3+5+8	1+3+7+8		
Body-Worn (1-g SAR)	Rear	0.267	0.003	0.005	0.005	0.019	0.021	0.040	0.019	0.291	0.312	0.310	0.331
	Front	0.056	0.015	0.023	0.012	0.040	0.038	0.078	0.061	0.108	0.146	0.180	0.218
Hotspot (1-g SAR)	Rear	0.997	0.009	0.030	0.056	0.016	0.033	0.049	0.040	1.069	1.102	1.083	1.116
	Front	0.100	0.164	0.121	0.164	0.146	0.168	0.064	0.209	0.410	0.328	0.576	0.494
	Edge 1												
	Edge 2	0.101		0.121	0.164		0.036	0.036		0.265	0.301	0.222	0.258
	Edge 3	0.173	0.164	0.121	0.132	0.049	0.038	0.087	0.096	0.354	0.392	0.439	0.477
	Edge 4	0.169	0.164		0.164	0.103		0.103	0.367	0.436	0.436	0.639	0.639

Note(s):

- Green value is estimated SAR value.
- Blue values are summation of DTS Ant.1+DTS Ant.2 or UNII Ant.1+UNII Ant.2.

12.10. Sum of the SAR for LTE Band 25 & Wi-Fi & BT

Forder opened configuration

Non-RSDB scenarios (Forder opened configuration)

RF Exposure	Test Position	Standalone SAR (W/kg)									Sum of SAR (W/kg)									
		WWAN	Non-RSDB scenarios								WWAN + DTS MIMO	WWAN + UNII Ant.1	WWAN + UNII MIMO	WWAN + BT Ant.1	WWAN + BT Ant.2	WWAN + DTS Ant.2 + BT Ant.1	WWAN + UNII Ant.1 + BT Ant.1	WWAN + UNII Ant.1 + BT Ant.2	WWAN + UNII MIMO + BT Ant.1	WWAN + UNII MIMO + BT Ant.2
			DTS Ant.1	DTS Ant.2	DTS MIMO	UNII Ant.1	UNII Ant.2	UNII MIMO	BT Ant.1	BT Ant.2										
1	2	3	4	5	6	7	8	9												
Head (1-g SAR)	Left Touch	0.072	0.283	0.247	0.152	0.065	0.220	0.198	0.020	0.104	0.224	0.137	0.270	0.092	0.176	0.339	0.157	0.241	0.290	0.374
	Left Tilt	0.022	0.283	0.247	0.294	0.261	0.220	0.268	0.011	0.131	0.316	0.283	0.290	0.033	0.153	0.280	0.294	0.414	0.301	0.421
	Right Touch	0.084	0.283	0.125	0.294	0.261	0.220	0.219	0.202	0.093	0.378	0.345	0.303	0.286	0.177	0.411	0.547	0.438	0.505	0.396
	Right Tilt	0.054	0.283	0.247	0.294	0.261	0.220	0.268	0.105	0.075	0.348	0.315	0.322	0.159	0.129	0.406	0.420	0.390	0.427	0.397
Body-Worn (1-g SAR)	Rear	0.740	0.060	0.141	0.118	0.156	0.269	0.425	0.055	0.099	0.858	0.896	1.165	0.795	0.839	0.936	0.951	0.995	1.220	1.264
	Front	0.537	0.060	0.141	0.118	0.156	0.269	0.425	0.049	0.053	0.655	0.693	0.962	0.586	0.590	0.727	0.742	0.746	1.011	1.015
Hotspot (1-g SAR)	Rear	0.272	0.126	0.280	0.275	0.260	0.167	0.427	0.102	0.202	0.547	0.532	0.699	0.374	0.474	0.654	0.634	0.734	0.801	0.901
	Front	0.225	0.265	0.280	0.275	0.264	0.167	0.431	0.082	0.098	0.500	0.489	0.656	0.307	0.323	0.587	0.571	0.587	0.738	0.754
	Edge 1		0.265	0.280	0.275	0.264	0.167	0.431	0.046	0.112										
	Edge 2	0.024		0.280	0.275		0.167	0.167		0.032	0.299	0.024	0.191	0.024	0.056	0.304	0.024	0.056	0.191	0.223
	Edge 3	0.422									0.422	0.422	0.422	0.422	0.422	0.422	0.422	0.422	0.422	0.422
	Edge 4	0.056	0.265		0.257	0.264		0.264	0.218		0.313	0.320	0.320	0.274	0.056	0.274	0.538	0.320	0.538	0.320
Product Specific 10-g (10-g SAR)	Rear	1.783				0.676	0.811	1.487				2.459	3.270				2.459	2.459	3.270	3.270
	Front					1.350	0.971	2.321												
	Edge 1					1.350	0.971	2.321												
	Edge 2						0.971	0.971												
	Edge 3	1.831																		
	Edge 4					1.350		1.350												

RSDB scenarios (Forder opened configuration)

RF Exposure	Test Position	Standalone SAR (W/kg)								Sum of SAR (W/kg)			
		WWAN	RSDB scenarios							WWAN + DTS MIMO + UNII Ant.1	WWAN + DTS MIMO + UNII MIMO + BT Ant.1	WWAN + DTS Ant.2 + UNII Ant.1 + BT Ant.1	WWAN + DTS Ant.2 + UNII MIMO + BT Ant.1
			DTS Ant.1	DTS Ant.2	DTS MIMO	UNII Ant.1	UNII Ant.2	UNII MIMO	BT Ant.1				
1	2	3	4	5	6	7	8						
Head (1-g SAR)	Left Touch	0.072	0.283	0.247	0.152	0.065	0.220	0.198	0.020	0.289	0.422	0.404	0.537
	Left Tilt	0.022	0.283	0.247	0.294	0.261	0.220	0.268	0.011	0.577	0.584	0.541	0.548
	Right Touch	0.084	0.283	0.125	0.294	0.261	0.220	0.219	0.202	0.639	0.597	0.672	0.630
	Right Tilt	0.054	0.283	0.247	0.294	0.261	0.220	0.268	0.105	0.609	0.616	0.667	0.674
Body-Worn (1-g SAR)	Rear	0.740	0.019	0.030	0.015	0.044	0.052	0.096	0.055	0.799	0.851	0.869	0.921
	Front	0.537	0.019	0.030	0.015	0.044	0.052	0.096	0.049	0.596	0.648	0.660	0.712
Hotspot (1-g SAR)	Rear	0.272	0.042	0.064	0.057	0.065	0.051	0.116	0.102	0.394	0.445	0.503	0.554
	Front	0.225	0.042	0.064	0.091	0.065	0.051	0.116	0.082	0.381	0.432	0.436	0.487
	Edge 1		0.042	0.064	0.091	0.065	0.045	0.110	0.046				
	Edge 2	0.024		0.064	0.091		0.051	0.051		0.115	0.166	0.088	0.139
	Edge 3	0.422								0.422	0.422	0.422	0.422
	Edge 4	0.056	0.077		0.091	0.065		0.065	0.218	0.212	0.212	0.339	0.339

Note(s):

- Green value is estimated SAR value.
- Blue values are summation of DTS Ant.1+DTS Ant.2 or UNII Ant.1+UNII Ant.2.

Sum of the SAR for LTE Band 25 & Wi-Fi & BT (Continued)

Forder Closed configuration

Non-RSDB scenarios (Forder Closed configuration)

RF Exposure	Test Position	Standalone SAR (W/kg)									Sum of SAR (W/kg)															
		WWAN	Non-RSDB scenarios								WWAN + DTS MIMO	WWAN + UNII Ant.1	WWAN + UNII MIMO	WWAN + BT Ant.1	WWAN + BT Ant.2	WWAN + DTS Ant.2 + BT Ant.1	WWAN + UNII Ant.1 + BT Ant.1	WWAN + UNII Ant.1 + BT Ant.2	WWAN + UNII MIMO + BT Ant.1	WWAN + UNII MIMO + BT Ant.2						
			DTS Ant.1	DTS Ant.2	DTS MIMO	UNII Ant.1	UNII Ant.2	UNII MIMO	BT Ant.1	BT Ant.2											1	2	3	4	5	6
Body-Worn (1-g SAR)	Rear	0.379	0.017	0.033	0.045	0.045	0.050	0.064	0.019	0.016	0.424	0.424	0.443	0.398	0.395	0.431	0.443	0.440	0.462	0.459						
	Front	0.363	0.043	0.122	0.087	0.168	0.174	0.246	0.061	0.066	0.450	0.531	0.609	0.424	0.429	0.546	0.592	0.597	0.670	0.675						
Hotspot (1-g SAR)	Rear	0.330	0.050	0.119	0.418	0.019	0.102	0.162	0.040	0.055	0.748	0.349	0.492	0.370	0.385	0.489	0.389	0.404	0.532	0.547						
	Front	0.268	0.229	0.606	0.488	0.419	0.565	0.720	0.209	0.305	0.756	0.687	0.988	0.477	0.573	1.083	0.896	0.992	1.197	1.293						
	Edge 1																									
	Edge 2	0.021		0.606	0.488		0.565	0.188		0.034	0.509	0.021	0.209	0.021	0.055	0.627	0.021	0.055	0.209	0.243						
	Edge 3	1.078	0.461	0.377	0.460	0.101	0.260	0.256	0.096	0.205	1.538	1.179	1.334	1.174	1.283	1.551	1.275	1.384	1.430	1.539						
	Edge 4	0.075	0.461		0.488	0.434		0.569	0.367		0.563	0.509	0.644	0.442	0.075	0.442	0.876	0.509	1.011	0.644						

RSDB scenarios (Forder Closed configuration)

RF Exposure	Test Position	Standalone SAR (W/kg)								Sum of SAR (W/kg)			
		WWAN	RSDB scenarios							WWAN + DTS MIMO + UNII Ant.1	WWAN + DTS MIMO + UNII MIMO	WWAN + DTS Ant.2 + UNII Ant.1 + BT Ant.1	WWAN + DTS Ant.2 + UNII MIMO + BT Ant.1
			DTS Ant.1	DTS Ant.2	DTS MIMO	UNII Ant.1	UNII Ant.2	UNII MIMO	BT Ant.1				
Body-Worn (1-g SAR)	Rear	0.379	0.003	0.005	0.005	0.019	0.021	0.040	0.019	0.403	0.424	0.422	0.443
	Front	0.363	0.015	0.023	0.012	0.040	0.038	0.078	0.061	0.415	0.453	0.487	0.525
Hotspot (1-g SAR)	Rear	0.330	0.009	0.030	0.056	0.016	0.033	0.049	0.040	0.402	0.435	0.416	0.449
	Front	0.268	0.164	0.121	0.164	0.146	0.168	0.064	0.209	0.578	0.496	0.744	0.662
	Edge 1												
	Edge 2	0.021		0.121	0.164		0.036	0.036		0.185	0.221	0.142	0.178
	Edge 3	1.078	0.164	0.121	0.132	0.049	0.038	0.087	0.096	1.259	1.297	1.344	1.382
	Edge 4	0.075	0.164		0.164	0.103		0.103	0.367	0.342	0.342	0.545	0.545

Note(s):

- Green value is estimated SAR value.
- Blue values are summation of DTS Ant.1+DTS Ant.2 or UNII Ant.1+UNII Ant.2.

12.11. Sum of the SAR for LTE Band 26 & Wi-Fi & BT

Forder opened configuration

Non-RSDB scenarios (Forder opened configuration)

RF Exposure	Test Position	Standalone SAR (W/kg)									Sum of SAR (W/kg)									
		WWAN	Non-RSDB scenarios								WWAN + DTS MIMO	WWAN + UNII Ant.1	WWAN + UNII MIMO	WWAN + BT Ant.1	WWAN + BT Ant.2	WWAN + DTS Ant.2 + BT Ant.1	WWAN + UNII Ant.1 + BT Ant.1	WWAN + UNII Ant.1 + BT Ant.2	WWAN + UNII MIMO + BT Ant.1	WWAN + UNII MIMO + BT Ant.2
			DTS Ant.1	DTS Ant.2	DTS MIMO	UNII Ant.1	UNII Ant.2	UNII MIMO	BT Ant.1	BT Ant.2										
1	2	3	4	5	6	7	8	9												
Head (1-g SAR)	Left Touch	0.222	0.283	0.247	0.152	0.065	0.220	0.198	0.020	0.104	0.374	0.287	0.420	0.242	0.326	0.489	0.307	0.391	0.440	0.524
	Left Tilt	0.133	0.283	0.247	0.294	0.261	0.220	0.268	0.011	0.131	0.427	0.394	0.401	0.144	0.264	0.391	0.405	0.525	0.412	0.532
	Right Touch	0.240	0.283	0.125	0.294	0.261	0.220	0.219	0.202	0.093	0.534	0.501	0.459	0.442	0.333	0.567	0.703	0.594	0.661	0.552
	Right Tilt	0.114	0.283	0.247	0.294	0.261	0.220	0.268	0.105	0.075	0.408	0.375	0.382	0.219	0.189	0.466	0.480	0.450	0.487	0.457
Body-Worn (1-g SAR)	Rear	0.242	0.060	0.141	0.118	0.156	0.269	0.425	0.055	0.099	0.360	0.398	0.667	0.297	0.341	0.438	0.453	0.497	0.722	0.766
	Front	0.248	0.060	0.141	0.118	0.156	0.269	0.425	0.049	0.053	0.366	0.404	0.673	0.297	0.301	0.438	0.453	0.457	0.722	0.726
Hotspot (1-g SAR)	Rear	0.394	0.126	0.280	0.275	0.260	0.167	0.427	0.102	0.202	0.669	0.654	0.821	0.496	0.596	0.776	0.756	0.856	0.923	1.023
	Front	0.255	0.265	0.280	0.275	0.264	0.167	0.431	0.082	0.098	0.530	0.519	0.686	0.337	0.353	0.617	0.601	0.617	0.768	0.784
	Edge 1		0.265	0.280	0.275	0.264	0.167	0.431	0.046	0.112										
	Edge 2	0.311		0.280	0.275		0.167	0.167		0.032	0.586	0.311	0.478	0.311	0.343	0.591	0.311	0.343	0.478	0.510
	Edge 3	0.176									0.176	0.176	0.176	0.176	0.176	0.176	0.176	0.176	0.176	0.176
	Edge 4	0.118	0.265		0.257	0.264		0.264	0.218		0.375	0.382	0.382	0.336	0.118	0.336	0.600	0.382	0.600	0.382
Product Specific 10-g (10-g SAR)	Rear					0.676	0.811	1.487												
	Front					1.350	0.971	2.321												
	Edge 1					1.350	0.971	2.321												
	Edge 2						0.971	0.971												
	Edge 3																			
	Edge 4					1.350		1.350												

RSDB scenarios (Forder opened configuration)

RF Exposure	Test Position	Standalone SAR (W/kg)								Sum of SAR (W/kg)			
		WWAN	RSDB scenarios							WWAN + DTS MIMO + UNII Ant.1	WWAN + DTS MIMO + UNII MIMO	WWAN + DTS Ant.2 + UNII Ant.1 + BT Ant.1	WWAN + DTS Ant.2 + UNII MIMO + BT Ant.1
			DTS Ant.1	DTS Ant.2	DTS MIMO	UNII Ant.1	UNII Ant.2	UNII MIMO	BT Ant.1				
1	2	3	4	5	6	7	8						
Head (1-g SAR)	Left Touch	0.222	0.283	0.247	0.152	0.065	0.220	0.198	0.020	0.439	0.572	0.554	0.687
	Left Tilt	0.133	0.283	0.247	0.294	0.261	0.220	0.268	0.011	0.688	0.695	0.652	0.659
	Right Touch	0.240	0.283	0.125	0.294	0.261	0.220	0.219	0.202	0.795	0.753	0.828	0.786
	Right Tilt	0.114	0.283	0.247	0.294	0.261	0.220	0.268	0.105	0.669	0.676	0.727	0.734
Body-Worn (1-g SAR)	Rear	0.242	0.019	0.030	0.015	0.044	0.052	0.096	0.055	0.301	0.353	0.371	0.423
	Front	0.248	0.019	0.030	0.015	0.044	0.052	0.096	0.049	0.307	0.359	0.371	0.423
Hotspot (1-g SAR)	Rear	0.394	0.042	0.064	0.057	0.065	0.051	0.116	0.102	0.516	0.567	0.625	0.676
	Front	0.255	0.042	0.064	0.091	0.065	0.051	0.116	0.082	0.411	0.462	0.466	0.517
	Edge 1		0.042	0.064	0.091	0.065	0.045	0.110	0.046				
	Edge 2	0.311		0.064	0.091		0.051	0.051		0.402	0.453	0.375	0.426
	Edge 3	0.176								0.176	0.176	0.176	0.176
	Edge 4	0.118	0.077		0.091	0.065		0.065	0.218	0.274	0.274	0.401	0.401

Note(s):

- Green value is estimated SAR value.
- Blue values are summation of DTS Ant.1+DTS Ant.2 or UNII Ant.1+UNII Ant.2.

Sum of the SAR for LTE Band 26 & Wi-Fi & BT (Continued)

Forder Closed configuration

Non-RSDB scenarios (Forder Closed configuration)

RF Exposure	Test Position	Standalone SAR (W/kg)									Sum of SAR (W/kg)									
		WWAN	Non-RSDB scenarios								WWAN + DTS MIMO	WWAN + UNII Ant.1	WWAN + UNII MIMO	WWAN + BT Ant.1	WWAN + BT Ant.2	WWAN + DTS Ant.2 + BT Ant.1	WWAN + UNII Ant.1 + BT Ant.1	WWAN + UNII Ant.1 + BT Ant.2	WWAN + UNII MIMO + BT Ant.1	WWAN + UNII MIMO + BT Ant.2
			DTS Ant.1	DTS Ant.2	DTS MIMO	UNII Ant.1	UNII Ant.2	UNII MIMO	BT Ant.1	BT Ant.2										
1	2	3	4	5	6	7	8	9												
Body-Worn (1-g SAR)	Rear	0.363	0.017	0.033	0.045	0.045	0.050	0.064	0.019	0.016	0.408	0.408	0.427	0.382	0.379	0.415	0.427	0.424	0.446	0.443
	Front	0.118	0.043	0.122	0.087	0.168	0.174	0.246	0.061	0.066	0.205	0.286	0.364	0.179	0.184	0.301	0.347	0.352	0.425	0.430
Hotspot (1-g SAR)	Rear	1.112	0.050	0.119	0.418	0.019	0.102	0.162	0.040	0.055	1.530	1.131	1.274	1.152	1.167	1.271	1.171	1.186	1.314	1.329
	Front	0.294	0.229	0.606	0.488	0.419	0.565	0.720	0.209	0.305	0.782	0.713	1.014	0.503	0.599	1.109	0.922	1.018	1.223	1.319
	Edge 1																			
	Edge 2	0.170		0.606	0.488		0.565	0.188		0.034	0.658	0.170	0.358	0.170	0.204	0.776	0.170	0.204	0.358	0.392
	Edge 3	0.357	0.461	0.377	0.460	0.101	0.260	0.256	0.096	0.205	0.817	0.458	0.613	0.453	0.562	0.830	0.554	0.663	0.709	0.818
	Edge 4	0.223	0.461		0.488	0.434		0.569	0.367		0.711	0.657	0.792	0.590	0.223	0.590	1.024	0.657	1.159	0.792

RSDB scenarios (Forder Closed configuration)

RF Exposure	Test Position	Standalone SAR (W/kg)								Sum of SAR (W/kg)			
		WWAN	RSDB scenarios							WWAN + DTS MIMO + UNII Ant.1	WWAN + DTS MIMO + UNII MIMO	WWAN + DTS Ant.2 + UNII Ant.1 + BT Ant.1	WWAN + DTS Ant.2 + UNII MIMO + BT Ant.1
			DTS Ant.1	DTS Ant.2	DTS MIMO	UNII Ant.1	UNII Ant.2	UNII MIMO	BT Ant.1				
1	2	3	4	5	6	7	8						
Body-Worn (1-g SAR)	Rear	0.363	0.003	0.005	0.005	0.019	0.021	0.040	0.019	0.387	0.408	0.406	0.427
	Front	0.118	0.015	0.023	0.012	0.040	0.038	0.078	0.061	0.170	0.208	0.242	0.280
Hotspot (1-g SAR)	Rear	1.112	0.009	0.030	0.056	0.016	0.033	0.049	0.040	1.184	1.217	1.198	1.231
	Front	0.294	0.164	0.121	0.164	0.146	0.168	0.064	0.209	0.604	0.522	0.770	0.688
	Edge 1												
	Edge 2	0.170		0.121	0.164		0.036	0.036		0.334	0.370	0.291	0.327
	Edge 3	0.357	0.164	0.121	0.132	0.049	0.038	0.087	0.096	0.538	0.576	0.623	0.661
	Edge 4	0.223	0.164		0.164	0.103		0.103	0.367	0.490	0.490	0.693	0.693

Note(s):

- Green value is estimated SAR value.
- Blue values are summation of DTS Ant.1+DTS Ant.2 or UNII Ant.1+UNII Ant.2.

12.12. Sum of the SAR for LTE Band 41 & Wi-Fi & BT

Forder opened configuration

Non-RSDB scenarios (Forder opened configuration)

RF Exposure	Test Position	Standalone SAR (W/kg)									Sum of SAR (W/kg)										
		WWAN	Non-RSDB scenarios								WWAN + DTS MIMO	WWAN + UNII Ant.1	WWAN + UNII MIMO	WWAN + BT Ant.1	WWAN + BT Ant.2	WWAN + DTS Ant.2 + BT Ant.1	WWAN + UNII Ant.1 + BT Ant.1	WWAN + UNII Ant.1 + BT Ant.2	WWAN + UNII MIMO + BT Ant.1	WWAN + UNII MIMO + BT Ant.2	
			DTS Ant.1	DTS Ant.2	DTS MIMO	UNII Ant.1	UNII Ant.2	UNII MIMO	BT Ant.1	BT Ant.2											1+4
1	2	3	4	5	6	7	8	9													
Head (1-g SAR)	Left Touch	0.075	0.283	0.247	0.152	0.065	0.220	0.198	0.020	0.104	0.227	0.140	0.273	0.095	0.179	0.342	0.160	0.244	0.293	0.377	
	Left Tilt	0.020	0.283	0.247	0.294	0.261	0.220	0.268	0.011	0.131	0.314	0.281	0.288	0.031	0.151	0.278	0.292	0.412	0.299	0.419	
	Right Touch	0.026	0.283	0.125	0.294	0.261	0.220	0.219	0.202	0.093	0.320	0.287	0.245	0.228	0.119	0.353	0.489	0.380	0.447	0.338	
	Right Tilt	0.031	0.283	0.247	0.294	0.261	0.220	0.268	0.105	0.075	0.325	0.292	0.299	0.136	0.106	0.383	0.397	0.367	0.404	0.374	
Body-Worn (1-g SAR)	Rear	0.426	0.060	0.141	0.118	0.156	0.269	0.425	0.055	0.099	0.544	0.582	0.851	0.481	0.525	0.622	0.637	0.681	0.906	0.950	
	Front	0.276	0.060	0.141	0.118	0.156	0.269	0.425	0.049	0.053	0.394	0.432	0.701	0.325	0.329	0.466	0.481	0.485	0.750	0.754	
Hotspot (1-g SAR)	Rear	0.224	0.126	0.280	0.275	0.260	0.167	0.427	0.102	0.202	0.499	0.484	0.651	0.326	0.426	0.606	0.586	0.686	0.753	0.853	
	Front	0.191	0.265	0.280	0.275	0.264	0.167	0.431	0.082	0.098	0.466	0.455	0.622	0.273	0.289	0.553	0.537	0.553	0.704	0.720	
	Edge 1		0.265	0.280	0.275	0.264	0.167	0.431	0.046	0.112											
	Edge 2			0.280	0.275		0.167	0.167		0.032											
	Edge 3	0.566									0.566	0.566	0.566	0.566	0.566	0.566	0.566	0.566	0.566	0.566	
	Edge 4	0.067	0.265		0.257	0.264		0.264	0.218		0.324	0.331	0.331	0.285	0.067	0.285	0.549	0.331	0.549	0.331	
Product Specific 10-g (10-g SAR)	Rear				0.676	0.811	1.487														
	Front				1.350	0.971	2.321														
	Edge 1				1.350	0.971	2.321														
	Edge 2					0.971	0.971														
	Edge 3	1.441																			
	Edge 4				1.350		1.350														

RSDB scenarios (Forder opened configuration)

RF Exposure	Test Position	Standalone SAR (W/kg)								Sum of SAR (W/kg)			
		WWAN	RSDB scenarios							WWAN + DTS MIMO + UNII Ant.1	WWAN + DTS Ant.2 + UNII Ant.1 + BT Ant.1	WWAN + DTS Ant.2 + UNII MIMO + BT Ant.1	WWAN + DTS Ant.2 + UNII MIMO + BT Ant.1
			DTS Ant.1	DTS Ant.2	DTS MIMO	UNII Ant.1	UNII Ant.2	UNII MIMO	BT Ant.1				
1	2	3	4	5	6	7	8						
Head (1-g SAR)	Left Touch	0.075	0.283	0.247	0.152	0.065	0.220	0.198	0.020	0.292	0.425	0.407	0.540
	Left Tilt	0.020	0.283	0.247	0.294	0.261	0.220	0.268	0.011	0.575	0.582	0.539	0.546
	Right Touch	0.026	0.283	0.125	0.294	0.261	0.220	0.219	0.202	0.581	0.539	0.614	0.572
	Right Tilt	0.031	0.283	0.247	0.294	0.261	0.220	0.268	0.105	0.586	0.593	0.644	0.651
Body-Worn (1-g SAR)	Rear	0.426	0.019	0.030	0.015	0.044	0.052	0.096	0.055	0.485	0.537	0.555	0.607
	Front	0.276	0.019	0.030	0.015	0.044	0.052	0.096	0.049	0.335	0.387	0.399	0.451
Hotspot (1-g SAR)	Rear	0.224	0.042	0.064	0.057	0.065	0.051	0.116	0.102	0.346	0.397	0.455	0.506
	Front	0.191	0.042	0.064	0.091	0.065	0.051	0.116	0.082	0.347	0.398	0.402	0.453
	Edge 1		0.042	0.064	0.091	0.065	0.045	0.110	0.046				
	Edge 2			0.064	0.091		0.051	0.051					
	Edge 3	0.566								0.566	0.566	0.566	0.566
	Edge 4	0.067	0.077		0.091	0.065		0.065	0.218	0.223	0.223	0.350	0.350

Note(s):

- Green value is estimated SAR value.
- Blue values are summation of DTS Ant.1+DTS Ant.2 or UNII Ant.1+UNII Ant.2.

Sum of the SAR for LTE Band 41 & Wi-Fi & BT (Continued)

Forder Closed configuration

Non-RSDB scenarios (Forder Closed configuration)

RF Exposure	Test Position	Standalone SAR (W/kg)									Sum of SAR (W/kg)									
		WWAN	Non-RSDB scenarios								WWAN + DTS MIMO	WWAN + UNII Ant.1	WWAN + UNII MIMO	WWAN + BT Ant.1	WWAN + BT Ant.2	WWAN + DTS Ant.2 + BT Ant.1	WWAN + UNII Ant.1 + BT Ant.1	WWAN + UNII Ant.1 + BT Ant.2	WWAN + UNII MIMO + BT Ant.1	WWAN + UNII MIMO + BT Ant.2
			DTS Ant.1	DTS Ant.2	DTS MIMO	UNII Ant.1	UNII Ant.2	UNII MIMO	BT Ant.1	BT Ant.2										
1	2	3	4	5	6	7	8	9												
Body-Worn (1-g SAR)	Rear	0.325	0.017	0.033	0.045	0.045	0.050	0.064	0.019	0.016	0.370	0.370	0.389	0.344	0.341	0.377	0.389	0.386	0.408	0.405
	Front	0.026	0.043	0.122	0.087	0.168	0.174	0.246	0.061	0.066	0.113	0.194	0.272	0.087	0.092	0.209	0.255	0.260	0.333	0.338
Hotspot (1-g SAR)	Rear	0.409	0.050	0.119	0.418	0.019	0.102	0.162	0.040	0.055	0.827	0.428	0.571	0.449	0.464	0.568	0.468	0.483	0.611	0.626
	Front	0.038	0.229	0.606	0.488	0.419	0.565	0.720	0.209	0.305	0.526	0.457	0.758	0.247	0.343	0.853	0.666	0.762	0.967	1.063
	Edge 1																			
	Edge 2				0.606	0.488		0.565	0.188		0.034									
	Edge 3	1.040	0.461	0.377	0.460	0.101	0.260	0.256	0.096	0.205	1.500	1.141	1.296	1.136	1.245	1.513	1.237	1.346	1.392	1.501
	Edge 4	0.177	0.461		0.488	0.434		0.569	0.367		0.665	0.611	0.746	0.544	0.177	0.544	0.978	0.611	1.113	0.746

RSDB scenarios (Forder Closed configuration)

RF Exposure	Test Position	Standalone SAR (W/kg)								Sum of SAR (W/kg)			
		WWAN	RSDB scenarios							WWAN + DTS MIMO + UNII Ant.1	WWAN + DTS MIMO + UNII MIMO	WWAN + DTS Ant.2 + UNII Ant.1 + BT Ant.1	WWAN + DTS Ant.2 + UNII MIMO + BT Ant.1
			DTS Ant.1	DTS Ant.2	DTS MIMO	UNII Ant.1	UNII Ant.2	UNII MIMO	BT Ant.1				
1	2	3	4	5	6	7	8						
Body-Worn (1-g SAR)	Rear	0.325	0.003	0.005	0.005	0.019	0.021	0.040	0.019	0.349	0.370	0.368	0.389
	Front	0.026	0.015	0.023	0.012	0.040	0.038	0.078	0.061	0.078	0.116	0.150	0.188
Hotspot (1-g SAR)	Rear	0.409	0.009	0.030	0.056	0.016	0.033	0.049	0.040	0.481	0.514	0.495	0.528
	Front	0.038	0.164	0.121	0.164	0.146	0.168	0.064	0.209	0.348	0.266	0.514	0.432
	Edge 1												
	Edge 2				0.121	0.164		0.036	0.036				
	Edge 3	1.040	0.164	0.121	0.132	0.049	0.038	0.087	0.096	1.221	1.259	1.306	1.344
	Edge 4	0.177	0.164		0.164	0.103		0.103	0.367	0.444	0.444	0.647	0.647

Note(s):

- Green value is estimated SAR value.
- Blue values are summation of DTS Ant.1+DTS Ant.2 or UNII Ant.1+UNII Ant.2.

12.13. Sum of the SAR for LTE Band 66 & Wi-Fi & BT

Forder opened configuration

Non-RSDB scenarios (Forder opened configuration)

RF Exposure	Test Position	Standalone SAR (W/kg)									Sum of SAR (W/kg)									
		WWAN	Non-RSDB scenarios								WWAN + DTS MIMO	WWAN + UNII Ant.1	WWAN + UNII MIMO	WWAN + BT Ant.1	WWAN + BT Ant.2	WWAN + DTS Ant.2 + BT Ant.1	WWAN + UNII Ant.1 + BT Ant.1	WWAN + UNII Ant.1 + BT Ant.2	WWAN + UNII MIMO + BT Ant.1	WWAN + UNII MIMO + BT Ant.2
			DTS Ant.1	DTS Ant.2	DTS MIMO	UNII Ant.1	UNII Ant.2	UNII MIMO	BT Ant.1	BT Ant.2										
1	2	3	4	5	6	7	8	9												
Head (1-g SAR)	Left Touch	0.044	0.283	0.247	0.152	0.065	0.220	0.198	0.020	0.104	0.196	0.109	0.242	0.064	0.148	0.311	0.129	0.213	0.262	0.346
	Left Tilt	0.018	0.283	0.247	0.294	0.261	0.220	0.268	0.011	0.131	0.312	0.279	0.286	0.029	0.149	0.276	0.290	0.410	0.297	0.417
	Right Touch	0.112	0.283	0.125	0.294	0.261	0.220	0.219	0.202	0.093	0.406	0.373	0.331	0.314	0.205	0.439	0.575	0.466	0.533	0.424
	Right Tilt	0.047	0.283	0.247	0.294	0.261	0.220	0.268	0.105	0.075	0.341	0.308	0.315	0.152	0.122	0.399	0.413	0.383	0.420	0.390
Body-Worn (1-g SAR)	Rear	1.006	0.060	0.141	0.118	0.156	0.269	0.425	0.055	0.099	1.124	1.162	1.431	1.061	1.105	1.202	1.217	1.261	1.486	1.530
	Front	0.783	0.060	0.141	0.118	0.156	0.269	0.425	0.049	0.053	0.901	0.939	1.208	0.832	0.836	0.973	0.988	0.992	1.257	1.261
Hotspot (1-g SAR)	Rear	0.269	0.126	0.280	0.275	0.260	0.167	0.427	0.102	0.202	0.544	0.529	0.696	0.371	0.471	0.651	0.631	0.731	0.798	0.898
	Front	0.210	0.265	0.280	0.275	0.264	0.167	0.431	0.082	0.098	0.485	0.474	0.641	0.292	0.308	0.572	0.556	0.572	0.723	0.739
	Edge 1		0.265	0.280	0.275	0.264	0.167	0.431	0.046	0.112										
	Edge 2	0.028		0.280	0.275		0.167	0.167		0.032	0.303	0.028	0.195	0.028	0.060	0.308	0.028	0.060	0.195	0.227
	Edge 3	0.501									0.501	0.501	0.501	0.501	0.501	0.501	0.501	0.501	0.501	0.501
	Edge 4	0.034	0.265		0.257	0.264		0.264	0.218		0.291	0.298	0.298	0.252	0.034	0.252	0.516	0.298	0.516	0.298
Product Specific 10-g (10-g SAR)	Rear	1.767				0.676	0.811	1.487				2.443	3.254				2.443	2.443	3.254	3.254
	Front					1.350	0.971	2.321												
	Edge 1					1.350	0.971	2.321												
	Edge 2						0.971	0.971												
	Edge 3	1.933																		
Edge 4					1.350		1.350													

RSDB scenarios (Forder opened configuration)

RF Exposure	Test Position	Standalone SAR (W/kg)								Sum of SAR (W/kg)			
		WWAN	RSDB scenarios							WWAN + DTS MIMO + UNII Ant.1	WWAN + DTS MIMO + UNII Ant.1 + UNII MIMO	WWAN + DTS Ant.2 + UNII Ant.1 + UNII MIMO + BT Ant.1	WWAN + DTS Ant.2 + UNII MIMO + BT Ant.1
			DTS Ant.1	DTS Ant.2	DTS MIMO	UNII Ant.1	UNII Ant.2	UNII MIMO	BT Ant.1				
1	2	3	4	5	6	7	8						
Head (1-g SAR)	Left Touch	0.044	0.283	0.247	0.152	0.065	0.220	0.198	0.020	0.261	0.394	0.376	0.509
	Left Tilt	0.018	0.283	0.247	0.294	0.261	0.220	0.268	0.011	0.573	0.580	0.537	0.544
	Right Touch	0.112	0.283	0.125	0.294	0.261	0.220	0.219	0.202	0.667	0.625	0.700	0.658
	Right Tilt	0.047	0.283	0.247	0.294	0.261	0.220	0.268	0.105	0.602	0.609	0.660	0.667
Body-Worn (1-g SAR)	Rear	1.006	0.019	0.030	0.015	0.044	0.052	0.096	0.055	1.065	1.117	1.135	1.187
	Front	0.783	0.019	0.030	0.015	0.044	0.052	0.096	0.049	0.842	0.894	0.906	0.958
Hotspot (1-g SAR)	Rear	0.269	0.042	0.064	0.057	0.065	0.051	0.116	0.102	0.391	0.442	0.500	0.551
	Front	0.210	0.042	0.064	0.091	0.065	0.051	0.116	0.082	0.366	0.417	0.421	0.472
	Edge 1		0.042	0.064	0.091	0.065	0.045	0.110	0.046				
	Edge 2	0.028		0.064	0.091		0.051	0.051		0.119	0.170	0.092	0.143
	Edge 3	0.501								0.501	0.501	0.501	0.501
	Edge 4	0.034	0.077		0.091	0.065		0.065	0.218	0.190	0.190	0.317	0.317

Note(s):

- Green value is estimated SAR value.
- Blue values are summation of DTS Ant.1+DTS Ant.2 or UNII Ant.1+UNII Ant.2.

Sum of the SAR for LTE Band 66 & Wi-Fi & BT (Continued)

Forder Closed configuration

Non-RSDB scenarios (Forder Closed configuration)

RF Exposure	Test Position	Standalone SAR (W/kg)									Sum of SAR (W/kg)									
		WWAN	Non-RSDB scenarios								WWAN + DTS MIMO	WWAN + UNII Ant.1	WWAN + UNII MIMO	WWAN + BT Ant.1	WWAN + BT Ant.2	WWAN + DTS Ant.2 + BT Ant.1	WWAN + UNII Ant.1 + BT Ant.1	WWAN + UNII Ant.1 + BT Ant.2	WWAN + UNII MIMO + BT Ant.1	WWAN + UNII MIMO + BT Ant.2
			DTS Ant.1	DTS Ant.2	DTS MIMO	UNII Ant.1	UNII Ant.2	UNII MIMO	BT Ant.1	BT Ant.2										
Body-Worn (1-g SAR)	Rear	0.346	0.017	0.033	0.045	0.045	0.050	0.064	0.019	0.016	0.391	0.391	0.410	0.365	0.362	0.398	0.410	0.407	0.429	0.426
	Front	0.139	0.043	0.122	0.087	0.168	0.174	0.246	0.061	0.066	0.226	0.307	0.385	0.200	0.205	0.322	0.368	0.373	0.446	0.451
Hotspot (1-g SAR)	Rear	0.619	0.050	0.119	0.418	0.019	0.102	0.162	0.040	0.055	1.037	0.638	0.781	0.659	0.674	0.778	0.678	0.693	0.821	0.836
	Front	0.136	0.229	0.606	0.488	0.419	0.565	0.720	0.209	0.305	0.624	0.555	0.856	0.345	0.441	0.951	0.764	0.860	1.065	1.161
	Edge 1																			
	Edge 2	0.052		0.606	0.488		0.565	0.188		0.034	0.540	0.052	0.240	0.052	0.086	0.658	0.052	0.086	0.240	0.274
	Edge 3	1.078	0.461	0.377	0.460	0.101	0.260	0.256	0.096	0.205	1.538	1.179	1.334	1.174	1.283	1.551	1.275	1.384	1.430	1.539
	Edge 4	0.069	0.461		0.488	0.434		0.569	0.367		0.557	0.503	0.638	0.436	0.069	0.436	0.870	0.503	1.005	0.638

RSDB scenarios (Forder Closed configuration)

RF Exposure	Test Position	Standalone SAR (W/kg)								Sum of SAR (W/kg)			
		WWAN	RSDB scenarios							WWAN + DTS MIMO + UNII Ant.1	WWAN + DTS MIMO + UNII MIMO	WWAN + DTS Ant.2 + UNII Ant.1 + BT Ant.1	WWAN + DTS Ant.2 + UNII MIMO + BT Ant.1
			DTS Ant.1	DTS Ant.2	DTS MIMO	UNII Ant.1	UNII Ant.2	UNII MIMO	BT Ant.1				
Body-Worn (1-g SAR)	Rear	0.346	0.003	0.005	0.005	0.019	0.021	0.040	0.019	0.370	0.391	0.389	0.410
	Front	0.139	0.015	0.023	0.012	0.040	0.038	0.078	0.061	0.191	0.229	0.263	0.301
Hotspot (1-g SAR)	Rear	0.619	0.009	0.030	0.056	0.016	0.033	0.049	0.040	0.691	0.724	0.705	0.738
	Front	0.136	0.164	0.121	0.164	0.146	0.168	0.064	0.209	0.446	0.364	0.612	0.530
	Edge 1												
	Edge 2	0.052		0.121	0.164		0.036	0.036		0.216	0.252	0.173	0.209
	Edge 3	1.078	0.164	0.121	0.132	0.049	0.038	0.087	0.096	1.259	1.297	1.344	1.382
	Edge 4	0.069	0.164		0.164	0.103		0.103	0.367	0.336	0.336	0.539	0.539

Note(s):

- Green value is estimated SAR value.
- Blue values are summation of DTS Ant.1+DTS Ant.2 or UNII Ant.1+UNII Ant.2.

12.14. Sum of the SAR for NR Band n5 & Wi-Fi & BT

Forder opened configuration

Non-RSDB scenarios (Forder opened configuration)

RF Exposure	Test Position	Standalone SAR (W/kg)									Sum of SAR (W/kg)									
		WWAN	Non-RSDB scenarios								WWAN + DTS MIMO	WWAN + UNII Ant.1	WWAN + UNII MIMO	WWAN + BT Ant.1	WWAN + BT Ant.2	WWAN + DTS Ant.2 + BT Ant.1	WWAN + UNII Ant.1 + BT Ant.1	WWAN + UNII Ant.1 + BT Ant.2	WWAN + UNII MIMO + BT Ant.1	WWAN + UNII MIMO + BT Ant.2
			DTS Ant.1	DTS Ant.2	DTS MIMO	UNII Ant.1	UNII Ant.2	UNII MIMO	BT Ant.1	BT Ant.2										
1	2	3	4	5	6	7	8	9	1+4	1+5	1+7	1+8	1+9	1+3+8	1+5+8	1+5+9	1+7+8	1+7+9		
Head (1-g SAR)	Left Touch	0.213	0.283	0.247	0.152	0.065	0.220	0.198	0.020	0.104	0.365	0.278	0.411	0.233	0.317	0.480	0.298	0.382	0.431	0.515
	Left Tilt	0.123	0.283	0.247	0.294	0.261	0.220	0.268	0.011	0.131	0.417	0.384	0.391	0.134	0.254	0.381	0.395	0.515	0.402	0.522
	Right Touch	0.269	0.283	0.125	0.294	0.261	0.220	0.219	0.202	0.093	0.563	0.530	0.488	0.471	0.362	0.596	0.732	0.623	0.690	0.581
	Right Tilt	0.122	0.283	0.247	0.294	0.261	0.220	0.268	0.105	0.075	0.416	0.383	0.390	0.227	0.197	0.474	0.488	0.458	0.495	0.465
Body-Worn (1-g SAR)	Rear	0.179	0.019	0.030	0.015	0.044	0.052	0.096	0.055	0.099	0.194	0.223	0.275	0.234	0.278	0.264	0.278	0.322	0.330	0.374
	Front	0.183	0.019	0.030	0.015	0.044	0.052	0.096	0.049	0.053	0.198	0.227	0.279	0.232	0.236	0.262	0.276	0.280	0.328	0.332
Hotspot (1-g SAR)	Rear	0.323	0.042	0.064	0.057	0.065	0.051	0.116	0.102	0.202	0.380	0.388	0.439	0.425	0.525	0.489	0.490	0.590	0.541	0.641
	Front	0.205	0.042	0.064	0.091	0.065	0.051	0.116	0.082	0.098	0.296	0.270	0.321	0.287	0.303	0.351	0.352	0.368	0.403	0.419
	Edge 1		0.042	0.064	0.091	0.065	0.045	0.110	0.046	0.112										
	Edge 2	0.242		0.064	0.091		0.051	0.051		0.032	0.333	0.242	0.293	0.242	0.274	0.306	0.242	0.274	0.293	0.325
	Edge 3	0.143									0.143	0.143	0.143	0.143	0.143	0.143	0.143	0.143	0.143	0.143
	Edge 4	0.108	0.077		0.091	0.065		0.065	0.218		0.199	0.173	0.173	0.326	0.108	0.326	0.391	0.173	0.391	0.173
Product Specific 10-g (10-g SAR)	Rear					0.676	0.811	1.487												
	Front					1.350	0.971	2.321												
	Edge 1					1.350	0.971	2.321												
	Edge 2						0.971	0.971												
	Edge 3																			
	Edge 4					1.350		1.350												

RSDB scenarios (Forder opened configuration)

RF Exposure	Test Position	Standalone SAR (W/kg)								Sum of SAR (W/kg)			
		WWAN	RSDB scenarios							WWAN + DTS MIMO + UNII Ant.1	WWAN + DTS MIMO + UNII MIMO	WWAN + DTS Ant.2 + UNII Ant.1 + BT Ant.1	WWAN + DTS Ant.2 + UNII MIMO + BT Ant.1
			DTS Ant.1	DTS Ant.2	DTS MIMO	UNII Ant.1	UNII Ant.2	UNII MIMO	BT Ant.1				
1	2	3	4	5	6	7	8	1+4+5	1+4+7	1+3+5+8	1+3+7+8		
Head (1-g SAR)	Left Touch	0.213	0.283	0.247	0.152	0.065	0.220	0.198	0.020	0.430	0.563	0.545	0.678
	Left Tilt	0.123	0.283	0.247	0.294	0.261	0.220	0.268	0.011	0.678	0.685	0.642	0.649
	Right Touch	0.269	0.283	0.125	0.294	0.261	0.220	0.268	0.202	0.824	0.831	0.857	0.864
	Right Tilt	0.122	0.283	0.247	0.294	0.261	0.220	0.268	0.105	0.677	0.684	0.735	0.742
Body-Worn (1-g SAR)	Rear	0.179	0.019	0.030	0.015	0.044	0.052	0.096	0.055	0.238	0.290	0.308	0.360
	Front	0.183	0.019	0.030	0.015	0.044	0.052	0.096	0.049	0.242	0.294	0.306	0.358
Hotspot (1-g SAR)	Rear	0.323	0.042	0.064	0.057	0.065	0.051	0.116	0.102	0.445	0.496	0.554	0.605
	Front	0.205	0.042	0.064	0.091	0.065	0.051	0.116	0.082	0.361	0.412	0.416	0.467
	Edge 1		0.042	0.064	0.091	0.065	0.045	0.110	0.046				
	Edge 2	0.242		0.064	0.091		0.051	0.051		0.333	0.384	0.306	0.357
	Edge 3	0.143								0.143	0.143	0.143	0.143
	Edge 4	0.108	0.077		0.091	0.065		0.065	0.218	0.264	0.264	0.391	0.391

Note(s):

- Green value is estimated SAR value.
- Blue values are summation of DTS Ant.1+DTS Ant.2 or UNII Ant.1+UNII Ant.2.
- When NR Band is active, WLAN operate to reduced power like RSDB target power.

Sum of the SAR for NR Band n5 & Wi-Fi & BT (Continued)

Forder Closed configuration

Non-RSDB scenarios (Forder Closed configuration)

RF Exposure	Test Position	Standalone SAR (W/kg)									Sum of SAR (W/kg)									
		Non-RSDB scenarios									WWAN + DTS MIMO	WWAN + UNII Ant.1	WWAN + UNII MIMO	WWAN + BT Ant.1	WWAN + BT Ant.2	WWAN + DTS Ant.2 + BT Ant.1	WWAN + UNII Ant.1 + BT Ant.1	WWAN + UNII Ant.1 + BT Ant.2	WWAN + UNII MIMO + BT Ant.1	WWAN + UNII MIMO + BT Ant.2
		WWAN	DTS Ant.1	DTS Ant.2	DTS MIMO	UNII Ant.1	UNII Ant.2	UNII MIMO	BT Ant.1	BT Ant.2										
		1	2	3	4	5	6	7	8	9	1+4	1+5	1+7	1+8	1+9	1+3+8	1+5+8	1+5+9	1+7+8	1+7+9
Body-Worn (1-g SAR)	Rear	0.380	0.003	0.005	0.005	0.019	0.021	0.040	0.019	0.016	0.385	0.399	0.420	0.399	0.396	0.404	0.418	0.415	0.439	0.436
	Front	0.148	0.015	0.023	0.012	0.040	0.038	0.078	0.061	0.066	0.160	0.188	0.226	0.209	0.214	0.232	0.249	0.254	0.287	0.292
Hotspot (1-g SAR)	Rear	1.067	0.009	0.030	0.056	0.016	0.033	0.049	0.040	0.055	1.123	1.083	1.116	1.107	1.122	1.137	1.123	1.138	1.156	1.171
	Front	0.282	0.164	0.121	0.164	0.146	0.168	0.064	0.209	0.305	0.446	0.428	0.346	0.491	0.587	0.612	0.637	0.733	0.555	0.651
	Edge 1																			
	Edge 2	0.173		0.121	0.164		0.036	0.036		0.034	0.337	0.173	0.209	0.173	0.207	0.294	0.173	0.207	0.209	0.243
	Edge 3	0.337	0.164	0.121	0.132	0.049	0.038	0.087	0.096	0.205	0.469	0.386	0.424	0.433	0.542	0.554	0.482	0.591	0.520	0.629
	Edge 4	0.222	0.164		0.164	0.103		0.103	0.367		0.386	0.325	0.325	0.589	0.222	0.589	0.692	0.325	0.692	0.325

RSDB scenarios (Forder Closed configuration)

RF Exposure	Test Position	Standalone SAR (W/kg)								Sum of SAR (W/kg)			
		RSDB scenarios								WWAN + DTS MIMO + UNII Ant.1	WWAN + DTS MIMO + UNII MIMO	WWAN + DTS Ant.2 + UNII Ant.1 + BT Ant.1	WWAN + DTS Ant.2 + UNII MIMO + BT Ant.1
		WWAN	DTS Ant.1	DTS Ant.2	DTS MIMO	UNII Ant.1	UNII Ant.2	UNII MIMO	BT Ant.1				
		1	2	3	4	5	6	7	8	1+4+5	1+4+7	1+3+5+8	1+3+7+8
Body-Worn (1-g SAR)	Rear	0.380	0.003	0.005	0.005	0.019	0.021	0.040	0.019	0.404	0.425	0.423	0.444
	Front	0.148	0.015	0.023	0.012	0.040	0.038	0.078	0.061	0.200	0.238	0.272	0.310
Hotspot (1-g SAR)	Rear	1.067	0.009	0.030	0.056	0.016	0.033	0.049	0.040	1.139	1.172	1.153	1.186
	Front	0.282	0.164	0.121	0.164	0.146	0.168	0.064	0.209	0.592	0.510	0.758	0.676
	Edge 1												
	Edge 2	0.173		0.121	0.164		0.036	0.036		0.337	0.373	0.294	0.330
	Edge 3	0.337	0.164	0.121	0.132	0.049	0.038	0.087	0.096	0.518	0.556	0.603	0.641
	Edge 4	0.222	0.164		0.164	0.103		0.103	0.367	0.489	0.489	0.692	0.692

Note(s):

- Green value is estimated SAR value.
- Blue values are summation of DTS Ant.1+DTS Ant.2 or UNII Ant.1+UNII Ant.2.
- When NR Band is active, WLAN operate to reduced power like RSDB target power.

12.15. Sum of the SAR for NR Band n12 & Wi-Fi & BT

Forder opened configuration

Non-RSDB scenarios (Forder opened configuration)

RF Exposure	Test Position	Standalone SAR (W/kg)									Sum of SAR (W/kg)									
		WWAN	Non-RSDB scenarios								WWAN + DTS MIMO	WWAN + UNII Ant.1	WWAN + UNII MIMO	WWAN + BT Ant.1	WWAN + BT Ant.2	WWAN + DTS Ant.2 + BT Ant.1	WWAN + UNII Ant.1 + BT Ant.1	WWAN + UNII Ant.1 + BT Ant.2	WWAN + UNII MIMO + BT Ant.1	WWAN + UNII MIMO + BT Ant.2
			DTS Ant.1	DTS Ant.2	DTS MIMO	UNII Ant.1	UNII Ant.2	UNII MIMO	BT Ant.1	BT Ant.2										
1	2	3	4	5	6	7	8	9	1+4	1+5	1+7	1+8	1+9	1+3+8	1+5+8	1+5+9	1+7+8	1+7+9		
Head (1-g SAR)	Left Touch	0.195	0.283	0.247	0.152	0.065	0.220	0.198	0.020	0.104	0.347	0.260	0.393	0.215	0.299	0.462	0.280	0.364	0.413	0.497
	Left Tilt	0.076	0.283	0.247	0.294	0.261	0.220	0.268	0.011	0.131	0.370	0.337	0.344	0.087	0.207	0.334	0.348	0.468	0.355	0.475
	Right Touch	0.194	0.283	0.125	0.294	0.261	0.220	0.219	0.202	0.093	0.488	0.455	0.413	0.396	0.287	0.521	0.657	0.548	0.615	0.506
	Right Tilt	0.076	0.283	0.247	0.294	0.261	0.220	0.268	0.105	0.075	0.370	0.337	0.344	0.181	0.151	0.428	0.442	0.412	0.449	0.419
Body-Worn (1-g SAR)	Rear	0.256	0.019	0.030	0.015	0.044	0.052	0.096	0.055	0.099	0.271	0.300	0.352	0.311	0.355	0.341	0.355	0.399	0.407	0.451
	Front	0.239	0.019	0.030	0.015	0.044	0.052	0.096	0.049	0.053	0.254	0.283	0.335	0.288	0.292	0.318	0.332	0.336	0.384	0.388
Hotspot (1-g SAR)	Rear	0.236	0.042	0.064	0.057	0.065	0.051	0.116	0.102	0.202	0.293	0.301	0.352	0.338	0.438	0.402	0.403	0.503	0.454	0.554
	Front	0.249	0.042	0.064	0.091	0.065	0.051	0.116	0.082	0.098	0.340	0.314	0.365	0.331	0.347	0.395	0.396	0.412	0.447	0.463
	Edge 1		0.042	0.064	0.091	0.065	0.045	0.110	0.046	0.112										
	Edge 2	0.232		0.064	0.091		0.051	0.051		0.032	0.323	0.232	0.283	0.232	0.264	0.296	0.232	0.264	0.283	0.315
	Edge 3	0.038									0.038	0.038	0.038	0.038	0.038	0.038	0.038	0.038	0.038	0.038
Product Specific 10-g (10-g SAR)	Rear					0.676	0.811	1.487												
	Front					1.350	0.971	2.321												
	Edge 1					1.350	0.971	2.321												
	Edge 2						0.971	0.971												
	Edge 3																			
Edge 4					1.350		1.350													

RSDB scenarios (Forder opened configuration)

RF Exposure	Test Position	Standalone SAR (W/kg)								Sum of SAR (W/kg)			
		WWAN	RSDB scenarios							WWAN + DTS MIMO + UNII Ant.1	WWAN + DTS MIMO + UNII MIMO	WWAN + DTS Ant.2 + UNII Ant.1 + BT Ant.1	WWAN + DTS Ant.2 + UNII MIMO + BT Ant.1
			DTS Ant.1	DTS Ant.2	DTS MIMO	UNII Ant.1	UNII Ant.2	UNII MIMO	BT Ant.1				
1	2	3	4	5	6	7	8	1+4+5	1+4+7	1+3+5+8	1+3+7+8		
Head (1-g SAR)	Left Touch	0.195	0.283	0.247	0.152	0.065	0.220	0.198	0.020	0.412	0.545	0.527	0.660
	Left Tilt	0.076	0.283	0.247	0.294	0.261	0.220	0.268	0.011	0.631	0.638	0.595	0.602
	Right Touch	0.194	0.283	0.125	0.294	0.261	0.220	0.219	0.202	0.749	0.707	0.782	0.740
	Right Tilt	0.076	0.283	0.247	0.294	0.261	0.220	0.268	0.105	0.631	0.638	0.689	0.696
Body-Worn (1-g SAR)	Rear	0.256	0.019	0.030	0.015	0.044	0.052	0.096	0.055	0.315	0.367	0.385	0.437
	Front	0.239	0.019	0.030	0.015	0.044	0.052	0.096	0.049	0.298	0.350	0.362	0.414
Hotspot (1-g SAR)	Rear	0.236	0.042	0.064	0.057	0.065	0.051	0.116	0.102	0.358	0.409	0.467	0.518
	Front	0.249	0.042	0.064	0.091	0.065	0.051	0.116	0.082	0.405	0.456	0.460	0.511
	Edge 1		0.042	0.064	0.091	0.065	0.045	0.110	0.046				
	Edge 2	0.232		0.064	0.091		0.051	0.051		0.323	0.374	0.296	0.347
	Edge 3	0.038								0.038	0.038	0.038	0.038
Edge 4	0.220	0.077		0.091	0.065		0.065	0.218	0.376	0.376	0.503	0.503	

Note(s):

- Green value is estimated SAR value.
- Blue values are summation of DTS Ant.1+DTS Ant.2 or UNII Ant.1+UNII Ant.2.
- When NR Band is active, WLAN operate to reduced power like RSDB target power.

Sum of the SAR for NR Band n12 & Wi-Fi & BT (Continued)

Forder Closed configuration

Non-RSDB scenarios (Forder Closed configuration)

RF Exposure	Test Position	Standalone SAR (W/kg)									Sum of SAR (W/kg)									
		WWAN	Non-RSDB scenarios								WWAN + DTS MIMO	WWAN + UNII Ant.1	WWAN + UNII MIMO	WWAN + BT Ant.1	WWAN + BT Ant.2	WWAN + DTS Ant.2 + BT Ant.1	WWAN + UNII Ant.1 + BT Ant.1	WWAN + UNII Ant.1 + BT Ant.2	WWAN + UNII MIMO + BT Ant.1	WWAN + UNII MIMO + BT Ant.2
			DTS Ant.1	DTS Ant.2	DTS MIMO	UNII Ant.1	UNII Ant.2	UNII MIMO	BT Ant.1	BT Ant.2										
			1	2	3	4	5	6	7	8										
Body-Worn (1-g SAR)	Rear	0.236	0.003	0.005	0.005	0.019	0.021	0.040	0.019	0.016	0.241	0.255	0.276	0.255	0.252	0.260	0.274	0.271	0.295	0.292
	Front	0.079	0.015	0.023	0.012	0.040	0.038	0.078	0.061	0.066	0.091	0.119	0.157	0.140	0.145	0.163	0.180	0.185	0.218	0.223
Hotspot (1-g SAR)	Rear	0.709	0.009	0.030	0.056	0.016	0.033	0.049	0.040	0.055	0.765	0.725	0.758	0.749	0.764	0.779	0.765	0.780	0.798	0.813
	Front	0.192	0.164	0.121	0.164	0.146	0.168	0.064	0.209	0.305	0.356	0.338	0.256	0.401	0.497	0.522	0.547	0.643	0.465	0.561
	Edge 1																			
	Edge 2	0.107		0.121	0.164		0.036	0.036		0.034	0.271	0.107	0.143	0.107	0.141	0.228	0.107	0.141	0.143	0.177
	Edge 3	0.213	0.164	0.121	0.132	0.049	0.038	0.087	0.096	0.205	0.345	0.262	0.300	0.309	0.418	0.430	0.358	0.467	0.396	0.505
	Edge 4	0.168	0.164		0.164	0.103		0.103	0.367		0.332	0.271	0.271	0.535	0.168	0.535	0.638	0.271	0.638	0.271

RSDB scenarios (Forder Closed configuration)

RF Exposure	Test Position	Standalone SAR (W/kg)								Sum of SAR (W/kg)			
		WWAN	RSDB scenarios							WWAN + DTS MIMO + UNII Ant.1	WWAN + DTS MIMO + UNII MIMO	WWAN + DTS Ant.2 + UNII Ant.1 + BT Ant.1	WWAN + DTS Ant.2 + UNII MIMO + BT Ant.1
			DTS Ant.1	DTS Ant.2	DTS MIMO	UNII Ant.1	UNII Ant.2	UNII MIMO	BT Ant.1				
			1	2	3	4	5	6	7				
Body-Worn (1-g SAR)	Rear	0.236	0.003	0.005	0.005	0.019	0.021	0.040	0.019	0.260	0.281	0.279	0.300
	Front	0.079	0.015	0.023	0.012	0.040	0.038	0.078	0.061	0.131	0.169	0.203	0.241
Hotspot (1-g SAR)	Rear	0.709	0.009	0.030	0.056	0.016	0.033	0.049	0.040	0.781	0.814	0.795	0.828
	Front	0.192	0.164	0.121	0.164	0.146	0.168	0.064	0.209	0.502	0.420	0.668	0.586
	Edge 1												
	Edge 2	0.107		0.121	0.164		0.036	0.036		0.271	0.307	0.228	0.264
	Edge 3	0.213	0.164	0.121	0.132	0.049	0.038	0.087	0.096	0.394	0.432	0.479	0.517
	Edge 4	0.168	0.164		0.164	0.103		0.103	0.367	0.435	0.435	0.638	0.638

Note(s):

- Green value is estimated SAR value.
- Blue values are summation of DTS Ant.1+DTS Ant.2 or UNII Ant.1+UNII Ant.2.
- When NR Band is active, WLAN operate to reduced power like RSDB target power.

12.16. Sum of the SAR for NR Band n25 & Wi-Fi & BT

Forder opened configuration

Non-RSDB scenarios (Forder opened configuration)

RF Exposure	Test Position	Standalone SAR (W/kg)									Sum of SAR (W/kg)									
		WWAN	Non-RSDB scenarios								WWAN + DTS MIMO	WWAN + UNII Ant.1	WWAN + UNII MIMO	WWAN + BT Ant.1	WWAN + BT Ant.2	WWAN + DTS Ant.2 + BT Ant.1	WWAN + UNII Ant.1 + BT Ant.1	WWAN + UNII Ant.1 + BT Ant.2	WWAN + UNII MIMO + BT Ant.1	WWAN + UNII MIMO + BT Ant.2
			DTS Ant.1	DTS Ant.2	DTS MIMO	UNII Ant.1	UNII Ant.2	UNII MIMO	BT Ant.1	BT Ant.2										
1	2	3	4	5	6	7	8	9	1+4	1+5	1+7	1+8	1+9	1+3+8	1+5+8	1+5+9	1+7+8	1+7+9		
Head (1-g SAR)	Left Touch	0.074	0.283	0.247	0.152	0.065	0.220	0.198	0.020	0.104	0.226	0.139	0.272	0.094	0.178	0.341	0.159	0.243	0.292	0.376
	Left Tilt	0.031	0.283	0.247	0.294	0.261	0.220	0.268	0.011	0.131	0.325	0.292	0.299	0.042	0.162	0.289	0.303	0.423	0.310	0.430
	Right Touch	0.075	0.283	0.125	0.294	0.261	0.220	0.219	0.202	0.093	0.369	0.336	0.294	0.277	0.168	0.402	0.538	0.429	0.496	0.387
	Right Tilt	0.034	0.283	0.247	0.294	0.261	0.220	0.268	0.105	0.075	0.328	0.295	0.302	0.139	0.109	0.386	0.400	0.370	0.407	0.377
Body-Worn (1-g SAR)	Rear	0.677	0.019	0.030	0.015	0.044	0.052	0.096	0.055	0.099	0.692	0.721	0.773	0.732	0.776	0.762	0.776	0.820	0.828	0.872
	Front	0.478	0.019	0.030	0.015	0.044	0.052	0.096	0.049	0.053	0.493	0.522	0.574	0.527	0.531	0.557	0.571	0.575	0.623	0.627
Hotspot (1-g SAR)	Rear	0.374	0.042	0.064	0.057	0.065	0.051	0.116	0.102	0.202	0.431	0.439	0.490	0.476	0.576	0.540	0.541	0.641	0.592	0.692
	Front	0.277	0.042	0.064	0.091	0.065	0.051	0.116	0.082	0.098	0.368	0.342	0.393	0.359	0.375	0.423	0.424	0.440	0.475	0.491
	Edge 1		0.042	0.064	0.091	0.065	0.045	0.110	0.046	0.112										
	Edge 2	0.030		0.064	0.091		0.051	0.051		0.032	0.121	0.030	0.081	0.030	0.062	0.094	0.030	0.062	0.081	0.113
	Edge 3	0.560									0.560	0.560	0.560	0.560	0.560	0.560	0.560	0.560	0.560	0.560
Product Specific 10-g (10-g SAR)	Rear	1.729				0.676	0.811	1.487				2.405	3.216			2.405	2.405	3.216	3.216	
	Front	1.026				1.350	0.971	2.321				2.376	3.347			2.376	2.376	3.347	3.347	
	Edge 1					1.350	0.971	2.321												
	Edge 2						0.971	0.971												
	Edge 3	1.686																		
Edge 4					1.350		1.350													

RSDB scenarios (Forder opened configuration)

RF Exposure	Test Position	Standalone SAR (W/kg)								Sum of SAR (W/kg)			
		WWAN	RSDB scenarios							WWAN + DTS MIMO + UNII Ant.1	WWAN + DTS MIMO + UNII MIMO	WWAN + DTS Ant.2 + UNII Ant.1 + BT Ant.1	WWAN + DTS Ant.2 + UNII MIMO + BT Ant.1
			DTS Ant.1	DTS Ant.2	DTS MIMO	UNII Ant.1	UNII Ant.2	UNII MIMO	BT Ant.1				
1	2	3	4	5	6	7	8	1+4+5	1+4+7	1+3+5+8	1+3+7+8		
Head (1-g SAR)	Left Touch	0.074	0.283	0.247	0.152	0.065	0.220	0.198	0.020	0.291	0.424	0.406	0.539
	Left Tilt	0.031	0.283	0.247	0.294	0.261	0.220	0.268	0.011	0.586	0.593	0.550	0.557
	Right Touch	0.075	0.283	0.125	0.294	0.261	0.220	0.219	0.202	0.630	0.588	0.663	0.621
	Right Tilt	0.034	0.283	0.247	0.294	0.261	0.220	0.268	0.105	0.589	0.596	0.647	0.654
Body-Worn (1-g SAR)	Rear	0.677	0.019	0.030	0.015	0.044	0.052	0.096	0.055	0.736	0.788	0.806	0.858
	Front	0.478	0.019	0.030	0.015	0.044	0.052	0.096	0.049	0.537	0.589	0.601	0.653
Hotspot (1-g SAR)	Rear	0.374	0.042	0.064	0.057	0.065	0.051	0.116	0.102	0.496	0.547	0.605	0.656
	Front	0.277	0.042	0.064	0.091	0.065	0.051	0.116	0.082	0.433	0.484	0.488	0.539
	Edge 1		0.042	0.064	0.091	0.065	0.045	0.110	0.046				
	Edge 2	0.030		0.064	0.091		0.051	0.051		0.121	0.172	0.094	0.145
	Edge 3	0.560								0.560	0.560	0.560	0.560
Edge 4	0.057	0.077		0.091	0.065		0.065	0.218	0.213	0.213	0.340	0.340	

Note(s):

- Green value is estimated SAR value.
- Blue values are summation of DTS Ant.1+DTS Ant.2 or UNII Ant.1+UNII Ant.2.
- When NR Band is active, WLAN operate to reduced power like RSDB target power.

Sum of the SAR for NR Band n25 & Wi-Fi & BT (Continued)

Forder Closed configuration

Non-RSDB scenarios (Forder Closed configuration)

RF Exposure	Test Position	Standalone SAR (W/kg)									Sum of SAR (W/kg)									
		Non-RSDB scenarios									WWAN + DTS MIMO	WWAN + UNII Ant.1	WWAN + UNII MIMO	WWAN + BT Ant.1	WWAN + BT Ant.2	WWAN + DTS Ant.2 + BT Ant.1	WWAN + UNII Ant.1 + BT Ant.1	WWAN + UNII Ant.1 + BT Ant.2	WWAN + UNII MIMO + BT Ant.1	WWAN + UNII MIMO + BT Ant.2
		WWAN	DTS Ant.1	DTS Ant.2	DTS MIMO	UNII Ant.1	UNII Ant.2	UNII MIMO	BT Ant.1	BT Ant.2										
		1	2	3	4	5	6	7	8	9	1+4	1+5	1+7	1+8	1+9	1+3+8	1+5+8	1+5+9	1+7+8	1+7+9
Body-Worn (1-g SAR)	Rear	0.419	0.003	0.005	0.005	0.019	0.021	0.040	0.019	0.016	0.424	0.438	0.459	0.438	0.435	0.443	0.457	0.454	0.478	0.475
	Front	0.170	0.015	0.023	0.012	0.040	0.038	0.078	0.061	0.066	0.182	0.210	0.248	0.231	0.236	0.254	0.271	0.276	0.309	0.314
Hotspot (1-g SAR)	Rear	0.609	0.009	0.030	0.056	0.016	0.033	0.049	0.040	0.055	0.665	0.625	0.658	0.649	0.664	0.679	0.665	0.680	0.698	0.713
	Front	0.393	0.164	0.121	0.164	0.146	0.168	0.064	0.209	0.305	0.557	0.539	0.457	0.602	0.698	0.723	0.748	0.844	0.666	0.762
	Edge 1																			
	Edge 2	0.023		0.121	0.164		0.036	0.036		0.034	0.187	0.023	0.059	0.023	0.057	0.144	0.023	0.057	0.059	0.093
	Edge 3	1.042	0.164	0.121	0.132	0.049	0.038	0.087	0.096	0.205	1.174	1.091	1.129	1.138	1.247	1.259	1.187	1.296	1.225	1.334
	Edge 4	0.115	0.164		0.164	0.103		0.103	0.367		0.279	0.218	0.218	0.482	0.115	0.482	0.585	0.218	0.585	0.218

RSDB scenarios (Forder Closed configuration)

RF Exposure	Test Position	Standalone SAR (W/kg)								Sum of SAR (W/kg)			
		RSDB scenarios								WWAN + DTS MIMO + UNII Ant.1	WWAN + DTS MIMO + UNII MIMO	WWAN + DTS Ant.2 + UNII Ant.1 + BT Ant.1	WWAN + DTS Ant.2 + UNII MIMO + BT Ant.1
		WWAN	DTS Ant.1	DTS Ant.2	DTS MIMO	UNII Ant.1	UNII Ant.2	UNII MIMO	BT Ant.1				
		1	2	3	4	5	6	7	8	1+4+5	1+4+7	1+3+5+8	1+3+7+8
Body-Worn (1-g SAR)	Rear	0.419	0.003	0.005	0.005	0.019	0.021	0.040	0.019	0.443	0.464	0.462	0.483
	Front	0.170	0.015	0.023	0.012	0.040	0.038	0.078	0.061	0.222	0.260	0.294	0.332
Hotspot (1-g SAR)	Rear	0.609	0.009	0.030	0.056	0.016	0.033	0.049	0.040	0.681	0.714	0.695	0.728
	Front	0.393	0.164	0.121	0.164	0.146	0.168	0.064	0.209	0.703	0.621	0.869	0.787
	Edge 1												
	Edge 2	0.023		0.121	0.164		0.036	0.036		0.187	0.223	0.144	0.180
	Edge 3	1.042	0.164	0.121	0.132	0.049	0.038	0.087	0.096	1.223	1.261	1.308	1.346
	Edge 4	0.115	0.164		0.164	0.103		0.103	0.367	0.382	0.382	0.585	0.585

Note(s):

- Green value is estimated SAR value.
- Blue values are summation of DTS Ant.1+DTS Ant.2 or UNII Ant.1+UNII Ant.2.
- When NR Band is active, WLAN operate to reduced power like RSDB target power.

12.17. Sum of the SAR for NR Band n66 & Wi-Fi & BT

Forder opened configuration

Non-RSDB scenarios (Forder opened configuration)

RF Exposure	Test Position	Standalone SAR (W/kg)									Sum of SAR (W/kg)									
		WWAN	Non-RSDB scenarios								WWAN + DTS MIMO	WWAN + UNII Ant.1	WWAN + UNII MIMO	WWAN + BT Ant.1	WWAN + BT Ant.2	WWAN + DTS Ant.2 + BT Ant.1	WWAN + UNII Ant.1 + BT Ant.1	WWAN + UNII Ant.1 + BT Ant.2	WWAN + UNII MIMO + BT Ant.1	WWAN + UNII MIMO + BT Ant.2
			DTS Ant.1	DTS Ant.2	DTS MIMO	UNII Ant.1	UNII Ant.2	UNII MIMO	BT Ant.1	BT Ant.2										
1	2	3	4	5	6	7	8	9												
Head (1-g SAR)	Left Touch	0.910	0.283	0.247	0.152	0.065	0.220	0.198	0.020	0.104	1.062	0.975	1.108	0.930	1.014	1.177	0.995	1.079	1.128	1.212
	Left Tilt	0.163	0.283	0.247	0.294	0.261	0.220	0.268	0.011	0.131	0.457	0.424	0.431	0.174	0.294	0.421	0.435	0.555	0.442	0.562
	Right Touch	0.256	0.283	0.125	0.294	0.261	0.220	0.219	0.202	0.093	0.550	0.517	0.475	0.458	0.349	0.583	0.719	0.610	0.677	0.568
	Right Tilt	0.051	0.283	0.247	0.294	0.261	0.220	0.268	0.105	0.075	0.345	0.312	0.319	0.156	0.126	0.403	0.417	0.387	0.424	0.394
Body-Worn (1-g SAR)	Rear	0.685	0.019	0.030	0.015	0.044	0.052	0.096	0.055	0.099	0.700	0.729	0.781	0.740	0.784	0.770	0.784	0.828	0.836	0.880
	Front	0.546	0.019	0.030	0.015	0.044	0.052	0.096	0.049	0.053	0.561	0.590	0.642	0.595	0.599	0.625	0.639	0.643	0.691	0.695
Hotspot (1-g SAR)	Rear	0.404	0.042	0.064	0.057	0.065	0.051	0.116	0.102	0.202	0.461	0.469	0.520	0.506	0.606	0.570	0.571	0.671	0.622	0.722
	Front	0.289	0.042	0.064	0.091	0.065	0.051	0.116	0.082	0.098	0.380	0.354	0.405	0.371	0.387	0.435	0.436	0.452	0.487	0.503
	Edge 1	0.034	0.042	0.064	0.091	0.065	0.045	0.110	0.046	0.112	0.125	0.099	0.144	0.080	0.146	0.144	0.145	0.211	0.190	0.256
	Edge 2	0.295		0.064	0.091		0.051	0.051		0.032	0.386	0.295	0.346	0.295	0.327	0.359	0.295	0.327	0.346	0.378
	Edge 3	0.589									0.589	0.589	0.589	0.589	0.589	0.589	0.589	0.589	0.589	0.589
	Edge 4	0.096	0.077		0.091	0.065		0.065	0.218		0.187	0.161	0.161	0.314	0.096	0.314	0.379	0.161	0.379	0.161
Product Specific 10-g (10-g SAR)	Rear	1.965				0.676	0.811	1.487				2.641	3.452				2.641	2.641	3.452	3.452
	Front	1.546				1.350	0.971	2.321				2.896	3.867				2.896	2.896	3.867	3.867
	Edge 1					1.350	0.971	2.321												
	Edge 2						0.971	0.971												
	Edge 3	2.014																		
	Edge 4					1.350		1.350												

RSDB scenarios (Forder opened configuration)

RF Exposure	Test Position	Standalone SAR (W/kg)								Sum of SAR (W/kg)			
		WWAN	RSDB scenarios							WWAN + DTS MIMO + UNII Ant.1	WWAN + DTS MIMO + UNII MIMO	WWAN + DTS Ant.2 + UNII Ant.1 + BT Ant.1	WWAN + DTS Ant.2 + UNII MIMO + BT Ant.1
			DTS Ant.1	DTS Ant.2	DTS MIMO	UNII Ant.1	UNII Ant.2	UNII MIMO	BT Ant.1				
1	2	3	4	5	6	7	8						
Head (1-g SAR)	Left Touch	0.910	0.283	0.247	0.152	0.065	0.220	0.198	0.020	1.127	1.260	1.242	1.375
	Left Tilt	0.163	0.283	0.247	0.294	0.261	0.220	0.268	0.011	0.718	0.725	0.682	0.689
	Right Touch	0.256	0.283	0.125	0.294	0.261	0.220	0.219	0.202	0.811	0.769	0.844	0.802
	Right Tilt	0.051	0.283	0.247	0.294	0.261	0.220	0.268	0.105	0.606	0.613	0.664	0.671
Body-Worn (1-g SAR)	Rear	0.685	0.019	0.030	0.015	0.044	0.052	0.096	0.055	0.744	0.796	0.814	0.866
	Front	0.546	0.019	0.030	0.015	0.044	0.052	0.096	0.049	0.605	0.657	0.669	0.721
Hotspot (1-g SAR)	Rear	0.404	0.042	0.064	0.057	0.065	0.051	0.116	0.102	0.526	0.577	0.635	0.686
	Front	0.289	0.042	0.064	0.091	0.065	0.051	0.116	0.082	0.445	0.496	0.500	0.551
	Edge 1	0.034	0.042	0.064	0.091	0.065	0.045	0.110	0.046	0.190	0.235	0.209	0.254
	Edge 2	0.295		0.064	0.091		0.051	0.051		0.386	0.437	0.359	0.410
	Edge 3	0.589								0.589	0.589	0.589	0.589
	Edge 4	0.096	0.077		0.091	0.065		0.065	0.218	0.252	0.252	0.379	0.379

Note(s):

- Green value is estimated SAR value.
- Blue values are summation of DTS Ant.1+DTS Ant.2 or UNII Ant.1+UNII Ant.2.
- When NR Band is active, WLAN operate to reduced power like RSDB target power.
- NR Band n66 used highest reported SAR of both Main 1 Ant. & Sub.5 Ant.

Sum of the SAR for NR Band n66 & Wi-Fi & BT (Continued)

Forder Closed configuration

Non-RSDB scenarios (Forder Closed configuration)

RF Exposure	Test Position	Standalone SAR (W/kg)									Sum of SAR (W/kg)									
		Non-RSDB scenarios									WWAN +	WWAN +	WWAN +	WWAN +	WWAN +	WWAN +	WWAN +	WWAN +	WWAN +	
		WWAN	DTS Ant.1	DTS Ant.2	DTS MIMO	UNII Ant.1	UNII Ant.2	UNII MIMO	BT Ant.1	BT Ant.2	DTS MIMO	UNII Ant.1	UNII MIMO	BT Ant.1	WWAN +	WWAN +	WWAN +	WWAN +	WWAN +	
		1	2	3	4	5	6	7	8	9	1+4	1+5	1+7	1+8	1+9	1+3+8	1+5+8	1+5+9	1+7+8	1+7+9
Body-Worn (1-g SAR)	Rear	0.231	0.003	0.005	0.005	0.019	0.021	0.040	0.019	0.016	0.236	0.250	0.271	0.250	0.247	0.255	0.269	0.266	0.290	0.287
	Front	0.387	0.015	0.023	0.012	0.040	0.038	0.078	0.061	0.066	0.399	0.427	0.465	0.448	0.453	0.471	0.488	0.493	0.526	0.531
Hotspot (1-g SAR)	Rear	0.575	0.009	0.030	0.056	0.016	0.033	0.049	0.040	0.055	0.631	0.591	0.624	0.615	0.630	0.645	0.631	0.646	0.664	0.679
	Front	0.430	0.164	0.121	0.164	0.146	0.168	0.064	0.209	0.305	0.594	0.576	0.494	0.639	0.735	0.760	0.785	0.881	0.703	0.799
	Edge 1	0.013									0.013	0.013	0.013	0.013	0.013	0.013	0.013	0.013	0.013	0.013
	Edge 2	1.022		0.121	0.164		0.036	0.036		0.034	1.186	1.022	1.058	1.022	1.056	1.143	1.022	1.056	1.058	1.092
	Edge 3	1.093	0.164	0.121	0.132	0.049	0.038	0.087	0.096	0.205	1.225	1.142	1.180	1.189	1.298	1.310	1.238	1.347	1.276	1.385
	Edge 4	0.154	0.164		0.164	0.103		0.103	0.367		0.318	0.257	0.257	0.521	0.154	0.521	0.624	0.257	0.624	0.257

RSDB scenarios (Forder Closed configuration)

RF Exposure	Test Position	Standalone SAR (W/kg)								Sum of SAR (W/kg)			
		RSDB scenarios								WWAN +	WWAN +	WWAN +	WWAN +
		WWAN	DTS Ant.1	DTS Ant.2	DTS MIMO	UNII Ant.1	UNII Ant.2	UNII MIMO	BT Ant.1	DTS MIMO +	DTS MIMO +	DTS Ant.2 +	DTS Ant.2 +
		1	2	3	4	5	6	7	8	UNII Ant.1	UNII MIMO	UNII Ant.1 +	UNII MIMO +
Body-Worn (1-g SAR)	Rear	0.231	0.003	0.005	0.005	0.019	0.021	0.040	0.019	0.255	0.276	0.274	0.295
	Front	0.387	0.015	0.023	0.012	0.040	0.038	0.078	0.061	0.439	0.477	0.511	0.549
Hotspot (1-g SAR)	Rear	0.575	0.009	0.030	0.056	0.016	0.033	0.049	0.040	0.647	0.680	0.661	0.694
	Front	0.430	0.164	0.121	0.164	0.146	0.168	0.064	0.209	0.740	0.658	0.906	0.824
	Edge 1	0.013								0.013	0.013	0.013	0.013
	Edge 2	1.022		0.121	0.164		0.036	0.036		1.186	1.222	1.143	1.179
	Edge 3	1.093	0.164	0.121	0.132	0.049	0.038	0.087	0.096	1.274	1.312	1.359	1.397
	Edge 4	0.154	0.164		0.164	0.103		0.103	0.367	0.421	0.421	0.624	0.624

Note(s):

1. Green value is estimated SAR value.
2. Blue values are summation of DTS Ant.1+DTS Ant.2 or UNII Ant.1+UNII Ant.2.
3. When NR Band is active, WLAN operate to reduced power like RSDB target power.
4. NR Band n66 used highest reported SAR of both Main 1 Ant. & Sub.5 Ant.

12.18. Sum of the SAR for NR Band n41(Voice/Data/SRS1) & Wi-Fi & BT

Forder opened configuration

Non-RSDB scenarios (Forder opened configuration)

RF Exposure	Test Position	Standalone SAR (W/kg)									Sum of SAR (W/kg)									
		WWAN	Non-RSDB scenarios								WWAN + DTS MIMO	WWAN + UNII Ant.1	WWAN + UNII MIMO	WWAN + BT Ant.1	WWAN + BT Ant.2	WWAN + DTS Ant.2 + BT Ant.1	WWAN + UNII Ant.1 + BT Ant.1	WWAN + UNII Ant.1 + BT Ant.2	WWAN + UNII MIMO + BT Ant.1	WWAN + UNII MIMO + BT Ant.2
			DTS Ant.1	DTS Ant.2	DTS MIMO	UNII Ant.1	UNII Ant.2	UNII MIMO	BT Ant.1	BT Ant.2										
1	2	3	4	5	6	7	8	9												
Head (1-g SAR)	Left Touch	0.924	0.283	0.247	0.152	0.065	0.220	0.198	0.020	0.104	1.076	0.989	1.122	0.944	1.028	1.191	1.009	1.093	1.142	1.226
	Left Tilt	0.259	0.283	0.247	0.294	0.261	0.220	0.268	0.011	0.131	0.553	0.520	0.527	0.270	0.390	0.517	0.531	0.651	0.538	0.658
	Right Touch	0.266	0.283	0.125	0.294	0.261	0.220	0.219	0.202	0.093	0.560	0.527	0.485	0.468	0.359	0.593	0.729	0.620	0.687	0.578
	Right Tilt	0.056	0.283	0.247	0.294	0.261	0.220	0.268	0.105	0.075	0.350	0.317	0.324	0.161	0.131	0.408	0.422	0.392	0.429	0.399
Body-Worn (1-g SAR)	Rear	0.113	0.019	0.030	0.015	0.044	0.052	0.096	0.055	0.099	0.128	0.157	0.209	0.168	0.212	0.198	0.212	0.256	0.264	0.308
	Front	0.119	0.019	0.030	0.015	0.044	0.052	0.096	0.049	0.053	0.134	0.163	0.215	0.168	0.172	0.198	0.212	0.216	0.264	0.268
Hotspot (1-g SAR)	Rear	0.263	0.042	0.064	0.057	0.065	0.051	0.116	0.102	0.202	0.320	0.328	0.379	0.365	0.465	0.429	0.430	0.530	0.481	0.581
	Front	0.245	0.042	0.064	0.091	0.065	0.051	0.116	0.082	0.098	0.336	0.310	0.361	0.327	0.343	0.391	0.392	0.408	0.443	0.459
	Edge 1	0.081	0.042	0.064	0.091	0.065	0.045	0.110	0.046	0.112	0.172	0.146	0.191	0.127	0.193	0.191	0.192	0.258	0.237	0.303
	Edge 2	0.365		0.064	0.091		0.051	0.051		0.032	0.456	0.365	0.416	0.365	0.397	0.429	0.365	0.397	0.416	0.448
	Edge 3																			
Product Specific 10-g (10-g SAR)	Rear					0.676	0.811	1.487												
	Front					1.350	0.971	2.321												
	Edge 1					1.350	0.971	2.321												
	Edge 2						0.971	0.971												
	Edge 3																			
Edge 4			0.077		0.091	0.065		0.065	0.218											

RSDB scenarios (Forder opened configuration)

RF Exposure	Test Position	Standalone SAR (W/kg)								Sum of SAR (W/kg)			
		WWAN	RSDB scenarios							WWAN + DTS MIMO + UNII Ant.1	WWAN + DTS MIMO + UNII MIMO	WWAN + DTS Ant.2 + UNII Ant.1 + BT Ant.1	WWAN + DTS Ant.2 + UNII MIMO + BT Ant.1
			DTS Ant.1	DTS Ant.2	DTS MIMO	UNII Ant.1	UNII Ant.2	UNII MIMO	BT Ant.1				
1	2	3	4	5	6	7	8						
Head (1-g SAR)	Left Touch	0.924	0.283	0.247	0.152	0.065	0.220	0.198	0.020	1.141	1.274	1.256	1.389
	Left Tilt	0.259	0.283	0.247	0.294	0.261	0.220	0.268	0.011	0.814	0.821	0.778	0.785
	Right Touch	0.266	0.283	0.125	0.294	0.261	0.220	0.219	0.202	0.821	0.779	0.854	0.812
	Right Tilt	0.056	0.283	0.247	0.294	0.261	0.220	0.268	0.105	0.611	0.618	0.669	0.676
Body-Worn (1-g SAR)	Rear	0.113	0.019	0.030	0.015	0.044	0.052	0.096	0.055	0.172	0.224	0.242	0.294
	Front	0.119	0.019	0.030	0.015	0.044	0.052	0.096	0.049	0.178	0.230	0.242	0.294
Hotspot (1-g SAR)	Rear	0.263	0.042	0.064	0.057	0.065	0.051	0.116	0.102	0.385	0.436	0.494	0.545
	Front	0.245	0.042	0.064	0.091	0.065	0.051	0.116	0.082	0.401	0.452	0.456	0.507
	Edge 1	0.081	0.042	0.064	0.091	0.065	0.045	0.110	0.046	0.237	0.282	0.256	0.301
	Edge 2	0.365		0.064	0.091		0.051	0.051		0.456	0.507	0.429	0.480
	Edge 3												
Edge 4			0.077		0.091	0.065		0.065	0.218				

Note(s):

- Green value is estimated SAR value.
- Blue values are summation of DTS Ant.1+DTS Ant.2 or UNII Ant.1+UNII Ant.2.
- When NR Band is active, WLAN operate to reduced power like RSDB target power.

Sum of the SAR for NR Band n41(Voice/Data/SRS1) & Wi-Fi & BT (Continued)

Forder Closed configuration

Non-RSDB scenarios (Forder Closed configuration)

RF Exposure	Test Position	Standalone SAR (W/kg)									Sum of SAR (W/kg)									
		Non-RSDB scenarios									WWAN +	WWAN +	WWAN +	WWAN +	WWAN +	WWAN +	WWAN +	WWAN +	WWAN +	
		WWAN	DTS Ant.1	DTS Ant.2	DTS MIMO	UNII Ant.1	UNII Ant.2	UNII MIMO	BT Ant.1	BT Ant.2	DTS MIMO	UNII Ant.1	UNII MIMO	BT Ant.1	WWAN +	DTS Ant.2 +	UNII Ant.1 +	UNII Ant.1 +	UNII MIMO +	UNII MIMO +
1	2	3	4	5	6	7	8	9	1+4	1+5	1+7	1+8	1+9	1+3+8	1+5+8	1+5+9	1+7+8	1+7+9		
Body-Worn (1-g SAR)	Rear	0.048	0.003	0.005	0.005	0.019	0.021	0.040	0.019	0.016	0.053	0.067	0.088	0.067	0.064	0.072	0.086	0.083	0.107	0.104
	Front	0.095	0.015	0.023	0.012	0.040	0.038	0.078	0.061	0.066	0.107	0.135	0.173	0.156	0.161	0.179	0.196	0.201	0.234	0.239
Hotspot (1-g SAR)	Rear	0.249	0.009	0.030	0.056	0.016	0.033	0.049	0.040	0.055	0.305	0.285	0.298	0.289	0.304	0.319	0.305	0.320	0.338	0.353
	Front	0.761	0.164	0.121	0.164	0.146	0.168	0.064	0.209	0.305	0.925	0.907	0.825	0.970	1.066	1.091	1.116	1.212	1.034	1.130
	Edge 1	0.051									0.051	0.051	0.051	0.051	0.051	0.051	0.051	0.051	0.051	0.051
	Edge 2	0.966		0.121	0.164		0.036	0.036		0.034	1.130	0.966	1.002	0.966	1.000	1.087	0.966	1.000	1.002	1.036
	Edge 3	0.177	0.164	0.121	0.132	0.049	0.038	0.087	0.096	0.205	0.309	0.226	0.264	0.273	0.382	0.394	0.322	0.431	0.360	0.469
	Edge 4		0.164		0.164	0.103		0.103	0.367											

RSDB scenarios (Forder Closed configuration)

RF Exposure	Test Position	Standalone SAR (W/kg)								Sum of SAR (W/kg)			
		RSDB scenarios								WWAN +	WWAN +	WWAN +	WWAN +
		WWAN	DTS Ant.1	DTS Ant.2	DTS MIMO	UNII Ant.1	UNII Ant.2	UNII MIMO	BT Ant.1	DTS MIMO +	DTS MIMO +	DTS Ant.2 +	DTS Ant.2 +
1	2	3	4	5	6	7	8	UNII Ant.1	UNII MIMO	UNII Ant.1 +	UNII MIMO +		
Body-Worn (1-g SAR)	Rear	0.048	0.003	0.005	0.005	0.019	0.021	0.040	0.019	0.072	0.093	0.091	0.112
	Front	0.095	0.015	0.023	0.012	0.040	0.038	0.078	0.061	0.147	0.185	0.219	0.257
Hotspot (1-g SAR)	Rear	0.249	0.009	0.030	0.056	0.016	0.033	0.049	0.040	0.321	0.354	0.335	0.368
	Front	0.761	0.164	0.121	0.164	0.146	0.168	0.064	0.209	1.071	0.989	1.237	1.155
	Edge 1	0.051								0.051	0.051	0.051	0.051
	Edge 2	0.966		0.121	0.164		0.036	0.036		1.130	1.166	1.087	1.123
	Edge 3	0.177	0.164	0.121	0.132	0.049	0.038	0.087	0.096	0.358	0.396	0.443	0.481
	Edge 4		0.164		0.164	0.103		0.103	0.367				

Note(s):

- Green value is estimated SAR value.
- Blue values are summation of DTS Ant.1+DTS Ant.2 or UNII Ant.1+UNII Ant.2.
- When NR Band is active, WLAN operate to reduced power like RSDB target power.

12.19. Sum of the SAR for NR Band n41(SRS2/SRS3/SRS4) & Wi-Fi & BT

Forder opened configuration

Non-RSDB scenarios (Forder opened configuration)

RF Exposure	Test Position	Standalone SAR (W/kg)									Sum of SAR (W/kg)									
		WWAN	Non-RSDB scenarios								WWAN + DTS MIMO	WWAN + UNII Ant.1	WWAN + UNII MIMO	WWAN + BT Ant.1	WWAN + BT Ant.2	WWAN + DTS Ant.2 + BT Ant.1	WWAN + UNII Ant.1 + BT Ant.1	WWAN + UNII Ant.1 + BT Ant.2	WWAN + UNII MIMO + BT Ant.1	WWAN + UNII MIMO + BT Ant.2
			DTS Ant.1	DTS Ant.2	DTS MIMO	UNII Ant.1	UNII Ant.2	UNII MIMO	BT Ant.1	BT Ant.2										
1	2	3	4	5	6	7	8	9												
Head (1-g SAR)	Left Touch	0.076	0.283	0.247	0.152	0.065	0.220	0.198	0.020	0.104	0.228	0.141	0.274	0.096	0.180	0.343	0.161	0.245	0.294	0.378
	Left Tilt	0.052	0.283	0.247	0.294	0.261	0.220	0.268	0.011	0.131	0.346	0.313	0.320	0.063	0.183	0.310	0.324	0.444	0.331	0.451
	Right Touch	0.200	0.283	0.125	0.294	0.261	0.220	0.219	0.202	0.093	0.494	0.461	0.419	0.402	0.293	0.527	0.663	0.554	0.621	0.512
	Right Tilt	0.173	0.283	0.247	0.294	0.261	0.220	0.268	0.105	0.075	0.467	0.434	0.441	0.278	0.248	0.525	0.539	0.509	0.546	0.516
Body-Worn (1-g SAR)	Rear	0.118	0.019	0.030	0.015	0.044	0.052	0.096	0.055	0.099	0.133	0.162	0.214	0.173	0.217	0.203	0.217	0.261	0.269	0.313
	Front	0.052	0.019	0.030	0.015	0.044	0.052	0.096	0.049	0.053	0.067	0.096	0.148	0.101	0.105	0.131	0.145	0.149	0.197	0.201
Hotspot (1-g SAR)	Rear	0.241	0.042	0.064	0.057	0.065	0.051	0.116	0.102	0.202	0.298	0.306	0.357	0.343	0.443	0.407	0.408	0.508	0.459	0.559
	Front	0.099	0.042	0.064	0.091	0.065	0.051	0.116	0.082	0.098	0.190	0.164	0.215	0.181	0.197	0.245	0.246	0.262	0.297	0.313
	Edge 1	0.007	0.042	0.064	0.091	0.065	0.045	0.110	0.046	0.112	0.098	0.072	0.117	0.053	0.119	0.117	0.118	0.184	0.163	0.229
	Edge 2			0.064	0.091		0.051	0.051		0.032										
	Edge 3	0.502									0.502	0.502	0.502	0.502	0.502	0.502	0.502	0.502	0.502	0.502
	Edge 4	0.027	0.077		0.091	0.065		0.065	0.218		0.118	0.092	0.092	0.245	0.027	0.245	0.310	0.092	0.310	0.092
Product Specific 10-g (10-g SAR)	Rear					0.676	0.811	1.487												
	Front					1.350	0.971	2.321												
	Edge 1					1.350	0.971	2.321												
	Edge 2						0.971	0.971												
	Edge 3																			

RSDB scenarios (Forder opened configuration)

RF Exposure	Test Position	Standalone SAR (W/kg)								Sum of SAR (W/kg)			
		WWAN	RSDB scenarios							WWAN + DTS MIMO + UNII Ant.1	WWAN + DTS MIMO + UNII MIMO	WWAN + DTS Ant.2 + UNII Ant.1 + BT Ant.1	WWAN + DTS Ant.2 + UNII MIMO + BT Ant.1
			DTS Ant.1	DTS Ant.2	DTS MIMO	UNII Ant.1	UNII Ant.2	UNII MIMO	BT Ant.1				
1	2	3	4	5	6	7	8						
Head (1-g SAR)	Left Touch	0.076	0.283	0.247	0.152	0.065	0.220	0.198	0.020	0.293	0.426	0.408	0.541
	Left Tilt	0.052	0.283	0.247	0.294	0.261	0.220	0.268	0.011	0.607	0.614	0.571	0.578
	Right Touch	0.200	0.283	0.125	0.294	0.261	0.220	0.219	0.202	0.755	0.713	0.788	0.746
	Right Tilt	0.173	0.283	0.247	0.294	0.261	0.220	0.268	0.105	0.728	0.735	0.786	0.793
Body-Worn (1-g SAR)	Rear	0.118	0.019	0.030	0.015	0.044	0.052	0.096	0.055	0.177	0.229	0.247	0.299
	Front	0.052	0.019	0.030	0.015	0.044	0.052	0.096	0.049	0.111	0.163	0.175	0.227
Hotspot (1-g SAR)	Rear	0.241	0.042	0.064	0.057	0.065	0.051	0.116	0.102	0.363	0.414	0.472	0.523
	Front	0.099	0.042	0.064	0.091	0.065	0.051	0.116	0.082	0.255	0.306	0.310	0.361
	Edge 1	0.007	0.042	0.064	0.091	0.065	0.045	0.110	0.046	0.163	0.208	0.182	0.227
	Edge 2			0.064	0.091		0.051	0.051					
	Edge 3	0.502								0.502	0.502	0.502	0.502

Note(s):

- Green value is estimated SAR value.
- Blue values are summation of DTS Ant.1+DTS Ant.2 or UNII Ant.1+UNII Ant.2.
- When NR Band is active, WLAN operate to reduced power like RSDB target power.
- NR Band n41(SRS2/SRS3/SRS4) used highest reported SAR of SRS2(Ant.B) & SRS3(Ant.F) & SRS4(Ant.C).

Sum of the SAR for NR Band n41(SRS2/SRS3/SRS4) & Wi-Fi & BT (Continued)

Forder Closed configuration

Non-RSDB scenarios (Forder Closed configuration)

RF Exposure	Test Position	Standalone SAR (W/kg)									Sum of SAR (W/kg)										
		Non-RSDB scenarios									WWAN + DTS MIMO	WWAN + UNII Ant.1	WWAN + UNII MIMO	WWAN + BT Ant.1	WWAN + BT Ant.2	WWAN + DTS Ant.2 + BT Ant.1	WWAN + UNII Ant.1 + BT Ant.1	WWAN + UNII Ant.1 + BT Ant.2	WWAN + UNII MIMO + BT Ant.1	WWAN + UNII MIMO + BT Ant.2	
		WWAN	DTS Ant.1	DTS Ant.2	DTS MIMO	UNII Ant.1	UNII Ant.2	UNII MIMO	BT Ant.1	BT Ant.2											
		1	2	3	4	5	6	7	8	9	1+4	1+5	1+7	1+8	1+9	1+3+8	1+5+8	1+5+9	1+7+8	1+7+9	
Body-Worn (1-g SAR)	Rear	0.056	0.003	0.005	0.005	0.019	0.021	0.040	0.019	0.016	0.061	0.075	0.096	0.075	0.072	0.080	0.094	0.091	0.115	0.112	
	Front	0.002	0.015	0.023	0.012	0.040	0.038	0.078	0.061	0.066	0.014	0.042	0.080	0.063	0.068	0.086	0.103	0.108	0.141	0.146	
Hotspot (1-g SAR)	Rear	0.412	0.009	0.030	0.056	0.016	0.033	0.049	0.040	0.055	0.468	0.428	0.461	0.452	0.467	0.482	0.468	0.483	0.501	0.516	
	Front	0.044	0.164	0.121	0.164	0.146	0.168	0.064	0.209	0.305	0.208	0.190	0.108	0.253	0.349	0.374	0.399	0.495	0.317	0.413	
	Edge 1	0.002									0.002	0.002	0.002	0.002	0.002	0.002	0.002	0.002	0.002	0.002	
	Edge 2				0.121	0.164		0.036	0.036		0.034										
	Edge 3	0.816	0.164	0.121	0.132	0.049	0.038	0.087	0.096	0.205	0.948	0.865	0.903	0.912	1.021	1.033	0.961	1.070	0.999	1.108	
	Edge 4	0.095	0.164		0.164	0.103		0.103	0.367		0.259	0.198	0.198	0.462	0.095	0.462	0.565	0.198	0.565	0.198	

RSDB scenarios (Forder Closed configuration)

RF Exposure	Test Position	Standalone SAR (W/kg)								Sum of SAR (W/kg)			
		RSDB scenarios								WWAN + DTS MIMO + UNII Ant.1	WWAN + DTS MIMO + UNII MIMO	WWAN + DTS Ant.2 + UNII Ant.1 + BT Ant.1	WWAN + DTS Ant.2 + UNII MIMO + BT Ant.1
		WWAN	DTS Ant.1	DTS Ant.2	DTS MIMO	UNII Ant.1	UNII Ant.2	UNII MIMO	BT Ant.1				
		1	2	3	4	5	6	7	8	1+4+5	1+4+7	1+3+5+8	1+3+7+8
Body-Worn (1-g SAR)	Rear	0.056	0.003	0.005	0.005	0.019	0.021	0.040	0.019	0.080	0.101	0.099	0.120
	Front	0.002	0.015	0.023	0.012	0.040	0.038	0.078	0.061	0.054	0.092	0.126	0.164
Hotspot (1-g SAR)	Rear	0.412	0.009	0.030	0.056	0.016	0.033	0.049	0.040	0.484	0.517	0.498	0.531
	Front	0.044	0.164	0.121	0.164	0.146	0.168	0.064	0.209	0.354	0.272	0.520	0.438
	Edge 1	0.002								0.002	0.002	0.002	0.002
	Edge 2				0.121	0.164		0.036	0.036				
	Edge 3	0.816	0.164	0.121	0.132	0.049	0.038	0.087	0.096	0.997	1.035	1.082	1.120
	Edge 4	0.095	0.164		0.164	0.103		0.103	0.367	0.362	0.362	0.565	0.565

Note(s):

- Green value is estimated SAR value.
- Blue values are summation of DTS Ant.1+DTS Ant.2 or UNII Ant.1+UNII Ant.2.
- When NR Band is active, WLAN operate to reduced power like RSDB target power.
- Band n41(SRS2/SRS3/SRS4) used highest reported SAR of SRS2(Ant.B) & SRS3(Ant.F) & SRS4(Ant.C).

12.20. Sum of the SAR for NR Band n77(Voice/Data/SRS1) & Wi-Fi & BT

Forder opened configuration

Non-RSDB scenarios (Forder opened configuration)

RF Exposure	Test Position	Standalone SAR (W/kg)									Sum of SAR (W/kg)									
		WWAN	Non-RSDB scenarios								WWAN + DTS MIMO	WWAN + UNII Ant.1	WWAN + UNII MIMO	WWAN + BT Ant.1	WWAN + BT Ant.2	WWAN + DTS Ant.2 + BT Ant.1	WWAN + UNII Ant.1 + BT Ant.1	WWAN + UNII Ant.1 + BT Ant.2	WWAN + UNII MIMO + BT Ant.1	WWAN + UNII MIMO + BT Ant.2
			DTS Ant.1	DTS Ant.2	DTS MIMO	UNII Ant.1	UNII Ant.2	UNII MIMO	BT Ant.1	BT Ant.2										
1	2	3	4	5	6	7	8	9												
Head (1-g SAR)	Left Touch	0.203	0.283	0.247	0.152	0.065	0.220	0.198	0.020	0.104	0.355	0.268	0.401	0.223	0.307	0.470	0.288	0.372	0.421	0.505
	Left Tilt	0.123	0.283	0.247	0.294	0.261	0.220	0.268	0.011	0.131	0.417	0.384	0.391	0.134	0.254	0.381	0.395	0.515	0.402	0.522
	Right Touch	1.006	0.283	0.125	0.294	0.261	0.220	0.219	0.202	0.093	1.300	1.267	1.225	1.208	1.099	1.333	1.469	1.360	1.427	1.318
	Right Tilt	0.791	0.283	0.247	0.294	0.261	0.220	0.268	0.105	0.075	1.085	1.052	1.059	0.896	0.866	1.143	1.157	1.127	1.164	1.134
Body-Worn (1-g SAR)	Rear	0.314	0.019	0.030	0.015	0.044	0.052	0.096	0.055	0.099	0.329	0.358	0.410	0.369	0.413	0.399	0.413	0.457	0.465	0.509
	Front	0.171	0.019	0.030	0.015	0.044	0.052	0.096	0.049	0.053	0.186	0.215	0.267	0.220	0.224	0.250	0.264	0.268	0.316	0.320
Hotspot (1-g SAR)	Rear	0.219	0.042	0.064	0.057	0.065	0.051	0.116	0.102	0.202	0.276	0.284	0.335	0.321	0.421	0.385	0.386	0.486	0.437	0.537
	Front	0.149	0.042	0.064	0.091	0.065	0.051	0.116	0.082	0.098	0.240	0.214	0.265	0.231	0.247	0.295	0.296	0.312	0.347	0.363
	Edge 1	0.110	0.042	0.064	0.091	0.065	0.045	0.110	0.046	0.112	0.201	0.175	0.220	0.156	0.222	0.220	0.221	0.287	0.266	0.332
	Edge 2			0.064	0.091		0.051	0.051		0.032										
	Edge 3																			
	Edge 4	0.410	0.077		0.091	0.065		0.065	0.218		0.501	0.475	0.475	0.628	0.410	0.628	0.693	0.475	0.693	0.475
Product Specific 10-g (10-g SAR)	Rear					0.676	0.811	1.487												
	Front					1.350	0.971	2.321												
	Edge 1					1.350	0.971	2.321												
	Edge 2						0.971	0.971												
	Edge 3																			

RSDB scenarios (Forder opened configuration)

RF Exposure	Test Position	Standalone SAR (W/kg)								Sum of SAR (W/kg)			
		WWAN	RSDB scenarios							WWAN + DTS MIMO + UNII Ant.1	WWAN + DTS MIMO + UNII MIMO	WWAN + DTS Ant.2 + UNII Ant.1 + BT Ant.1	WWAN + DTS Ant.2 + UNII MIMO + BT Ant.1
			DTS Ant.1	DTS Ant.2	DTS MIMO	UNII Ant.1	UNII Ant.2	UNII MIMO	BT Ant.1				
1	2	3	4	5	6	7	8						
Head (1-g SAR)	Left Touch	0.203	0.283	0.247	0.152	0.065	0.220	0.198	0.020	0.420	0.553	0.535	0.668
	Left Tilt	0.123	0.283	0.247	0.294	0.261	0.220	0.268	0.011	0.678	0.685	0.642	0.649
	Right Touch	1.006	0.283	0.125	0.294	0.261	0.220	0.219	0.202	1.561	1.519	1.594	1.552
	Right Tilt	0.791	0.283	0.247	0.294	0.261	0.220	0.268	0.105	1.346	1.353	1.404	1.411
Body-Worn (1-g SAR)	Rear	0.314	0.019	0.030	0.015	0.044	0.052	0.096	0.055	0.373	0.425	0.443	0.495
	Front	0.171	0.019	0.030	0.015	0.044	0.052	0.096	0.049	0.230	0.282	0.294	0.346
Hotspot (1-g SAR)	Rear	0.219	0.042	0.064	0.057	0.065	0.051	0.116	0.102	0.341	0.392	0.450	0.501
	Front	0.149	0.042	0.064	0.091	0.065	0.051	0.116	0.082	0.305	0.356	0.360	0.411
	Edge 1	0.110	0.042	0.064	0.091	0.065	0.045	0.110	0.046	0.266	0.311	0.285	0.330
	Edge 2			0.064	0.091		0.051	0.051					
	Edge 3												
	Edge 4	0.410	0.077		0.091	0.065		0.065	0.218	0.566	0.566	0.693	0.693

Note(s):

- Green value is estimated SAR value.
- Blue values are summation of DTS Ant.1+DTS Ant.2 or UNII Ant.1+UNII Ant.2.
- When NR Band is active, WLAN operate to reduced power like RSDB target power.

Sum of the SAR for NR Band n77(Voice/Data/SRS1) & Wi-Fi & BT (Continued)

Forder Closed configuration

Non-RSDB scenarios (Forder Closed configuration)

RF Exposure	Test Position	Standalone SAR (W/kg)									Sum of SAR (W/kg)									
		Non-RSDB scenarios									WWAN +	WWAN +	WWAN +	WWAN +	WWAN +	WWAN +	WWAN +	WWAN +	WWAN +	WWAN +
		WWAN	DTS Ant.1	DTS Ant.2	DTS MIMO	UNII Ant.1	UNII Ant.2	UNII MIMO	BT Ant.1	BT Ant.2	DTS MIMO	UNII Ant.1	UNII MIMO	BT Ant.1	BT Ant.2	DTS Ant.2 + BT Ant.1	UNII Ant.1 + BT Ant.1	UNII Ant.1 + BT Ant.2	UNII MIMO + BT Ant.1	UNII MIMO + BT Ant.2
1	2	3	4	5	6	7	8	9	1+4	1+5	1+7	1+8	1+9	1+3+8	1+5+8	1+5+9	1+7+8	1+7+9		
Body-Worn (1-g SAR)	Rear	0.067	0.003	0.005	0.005	0.019	0.021	0.040	0.019	0.016	0.072	0.086	0.107	0.086	0.083	0.091	0.105	0.102	0.126	0.123
	Front	0.315	0.015	0.023	0.012	0.040	0.038	0.078	0.061	0.066	0.327	0.355	0.393	0.376	0.381	0.399	0.416	0.421	0.454	0.459
Hotspot (1-g SAR)	Rear	0.051	0.009	0.030	0.056	0.016	0.033	0.049	0.040	0.055	0.107	0.067	0.100	0.091	0.106	0.121	0.107	0.122	0.140	0.155
	Front	0.851	0.164	0.121	0.164	0.146	0.168	0.064	0.209	0.305	1.015	0.997	0.915	1.060	1.156	1.181	1.206	1.302	1.124	1.220
	Edge 1																			
	Edge 2			0.121	0.164		0.036	0.036		0.034										
	Edge 3	0.202	0.164	0.121	0.132	0.049	0.038	0.087	0.096	0.205	0.334	0.251	0.289	0.298	0.407	0.419	0.347	0.456	0.385	0.494
	Edge 4	1.051	0.164		0.164	0.103		0.103	0.367		1.215	1.154	1.154	1.418	1.051	1.418	1.521	1.154	1.521	1.154

RSDB scenarios (Forder Closed configuration)

RF Exposure	Test Position	Standalone SAR (W/kg)								Sum of SAR (W/kg)			
		RSDB scenarios								WWAN +	WWAN +	WWAN +	WWAN +
		WWAN	DTS Ant.1	DTS Ant.2	DTS MIMO	UNII Ant.1	UNII Ant.2	UNII MIMO	BT Ant.1	DTS MIMO + UNII Ant.1	DTS MIMO + UNII MIMO	DTS Ant.2 + UNII Ant.1 + BT Ant.1	DTS Ant.2 + UNII MIMO + BT Ant.1
1	2	3	4	5	6	7	8	1+4+5	1+4+7	1+3+5+8	1+3+7+8		
Body-Worn (1-g SAR)	Rear	0.067	0.003	0.005	0.005	0.019	0.021	0.040	0.019	0.091	0.112	0.110	0.131
	Front	0.315	0.015	0.023	0.012	0.040	0.038	0.078	0.061	0.367	0.405	0.439	0.477
Hotspot (1-g SAR)	Rear	0.051	0.009	0.030	0.056	0.016	0.033	0.049	0.040	0.123	0.156	0.137	0.170
	Front	0.851	0.164	0.121	0.164	0.146	0.168	0.064	0.209	1.161	1.079	1.327	1.245
	Edge 1												
	Edge 2			0.121	0.164		0.036	0.036					
	Edge 3	0.202	0.164	0.121	0.132	0.049	0.038	0.087	0.096	0.383	0.421	0.468	0.506
	Edge 4	1.051	0.164		0.164	0.103		0.103	0.367	1.318	1.318	1.521	1.521

Note(s):

- Green value is estimated SAR value.
- Blue values are summation of DTS Ant.1+DTS Ant.2 or UNII Ant.1+UNII Ant.2.
- When NR Band is active, WLAN operate to reduced power like RSDB target power.

12.21. Sum of the SAR for NR Band n77(SRS1/SRS2/SRS3) & Wi-Fi & BT

Forder opened configuration

Non-RSDB scenarios (Forder opened configuration)

RF Exposure	Test Position	Standalone SAR (W/kg)									Sum of SAR (W/kg)									
		WWAN	Non-RSDB scenarios								WWAN + DTS MIMO	WWAN + UNII Ant.1	WWAN + UNII MIMO	WWAN + BT Ant.1	WWAN + BT Ant.2	WWAN + DTS Ant.2 + BT Ant.1	WWAN + UNII Ant.1 + BT Ant.1	WWAN + UNII Ant.1 + BT Ant.2	WWAN + UNII MIMO + BT Ant.1	WWAN + UNII MIMO + BT Ant.2
			DTS Ant.1	DTS Ant.2	DTS MIMO	UNII Ant.1	UNII Ant.2	UNII MIMO	BT Ant.1	BT Ant.2										
1	2	3	4	5	6	7	8	9												
Head (1-g SAR)	Left Touch	0.975	0.283	0.247	0.152	0.065	0.220	0.198	0.020	0.104	1.127	1.040	1.173	0.995	1.079	1.242	1.060	1.144	1.193	1.277
	Left Tilt	0.054	0.283	0.247	0.294	0.261	0.220	0.268	0.011	0.131	0.348	0.315	0.322	0.065	0.185	0.312	0.326	0.446	0.333	0.453
	Right Touch	0.990	0.283	0.125	0.294	0.261	0.220	0.219	0.202	0.093	1.284	1.251	1.209	1.192	1.083	1.317	1.453	1.344	1.411	1.302
	Right Tilt	0.023	0.283	0.247	0.294	0.261	0.220	0.268	0.105	0.075	0.317	0.284	0.291	0.128	0.098	0.375	0.389	0.359	0.396	0.366
Body-Worn (1-g SAR)	Rear	0.097	0.019	0.030	0.015	0.044	0.052	0.096	0.055	0.099	0.112	0.141	0.193	0.152	0.196	0.182	0.196	0.240	0.248	0.292
	Front	0.053	0.019	0.030	0.015	0.044	0.052	0.096	0.049	0.053	0.068	0.097	0.149	0.102	0.106	0.132	0.146	0.150	0.198	0.202
Hotspot (1-g SAR)	Rear	0.160	0.042	0.064	0.057	0.065	0.051	0.116	0.102	0.202	0.217	0.225	0.276	0.262	0.362	0.326	0.327	0.427	0.378	0.478
	Front	0.132	0.042	0.064	0.091	0.065	0.051	0.116	0.082	0.098	0.223	0.197	0.248	0.214	0.230	0.278	0.279	0.295	0.330	0.346
	Edge 1	0.009	0.042	0.064	0.091	0.065	0.045	0.110	0.046	0.112	0.100	0.074	0.119	0.055	0.121	0.119	0.120	0.186	0.165	0.231
	Edge 2	0.298		0.064	0.091		0.051	0.051		0.032	0.389	0.298	0.349	0.298	0.330	0.362	0.298	0.330	0.349	0.381
	Edge 3	0.034									0.034	0.034	0.034	0.034	0.034	0.034	0.034	0.034	0.034	0.034
	Edge 4	0.157	0.077		0.091	0.065		0.065	0.218		0.248	0.222	0.222	0.375	0.157	0.375	0.440	0.222	0.440	0.222
Product Specific 10-g (10-g SAR)	Rear					0.676	0.811	1.487												
	Front					1.350	0.971	2.321												
	Edge 1					1.350	0.971	2.321												
	Edge 2						0.971	0.971												
	Edge 3																			

RSDB scenarios (Forder opened configuration)

RF Exposure	Test Position	Standalone SAR (W/kg)								Sum of SAR (W/kg)			
		WWAN	RSDB scenarios							WWAN + DTS MIMO + UNII Ant.1	WWAN + DTS MIMO + UNII MIMO	WWAN + DTS Ant.2 + UNII Ant.1 + BT Ant.1	WWAN + DTS Ant.2 + UNII MIMO + BT Ant.1
			DTS Ant.1	DTS Ant.2	DTS MIMO	UNII Ant.1	UNII Ant.2	UNII MIMO	BT Ant.1				
1	2	3	4	5	6	7	8						
Head (1-g SAR)	Left Touch	0.975	0.283	0.247	0.152	0.065	0.220	0.198	0.020	1.192	1.325	1.307	1.440
	Left Tilt	0.054	0.283	0.247	0.294	0.261	0.220	0.268	0.011	0.609	0.616	0.573	0.580
	Right Touch	0.990	0.283	0.125	0.294	0.261	0.220	0.219	0.202	1.545	1.503	1.578	1.536
	Right Tilt	0.023	0.283	0.247	0.294	0.261	0.220	0.268	0.105	0.578	0.585	0.636	0.643
Body-Worn (1-g SAR)	Rear	0.097	0.019	0.030	0.015	0.044	0.052	0.096	0.055	0.156	0.208	0.226	0.278
	Front	0.053	0.019	0.030	0.015	0.044	0.052	0.096	0.049	0.112	0.164	0.176	0.228
Hotspot (1-g SAR)	Rear	0.160	0.042	0.064	0.057	0.065	0.051	0.116	0.102	0.282	0.333	0.391	0.442
	Front	0.132	0.042	0.064	0.091	0.065	0.051	0.116	0.082	0.288	0.339	0.343	0.394
	Edge 1	0.009	0.042	0.064	0.091	0.065	0.045	0.110	0.046	0.165	0.210	0.184	0.229
	Edge 2	0.298		0.064	0.091		0.051	0.051		0.389	0.440	0.362	0.413
	Edge 3	0.034								0.034	0.034	0.034	0.034
	Edge 4	0.157	0.077		0.091	0.065		0.065	0.218	0.313	0.313	0.440	0.440

Note(s):

- Green value is estimated SAR value.
- Blue values are summation of DTS Ant.1+DTS Ant.2 or UNII Ant.1+UNII Ant.2.
- When NR Band is active, WLAN operate to reduced power like RSDB target power.
- NR Band n77 (SRS2/SRS3/SRS4) used highest reported SAR of SRS2(Ant.I) & SRS3(Ant.E) & SRS4(Ant.C).

Sum of the SAR for NR Band n77(SRS1/SRS2/SRS3) & Wi-Fi & BT (Continued)

Forder Closed configuration

Non-RSDB scenarios (Forder Closed configuration)

RF Exposure	Test Position	Standalone SAR (W/kg)									Sum of SAR (W/kg)									
		Non-RSDB scenarios									WWAN +	WWAN +	WWAN +	WWAN +	WWAN +	WWAN +	WWAN +	WWAN +	WWAN +	WWAN +
		WWAN	DTS Ant.1	DTS Ant.2	DTS MIMO	UNII Ant.1	UNII Ant.2	UNII MIMO	BT Ant.1	BT Ant.2	DTS MIMO	UNII Ant.1	UNII MIMO	BT Ant.1	WWAN + BT Ant.2	DTS Ant.2 + BT Ant.1	UNII Ant.1 + BT Ant.1	UNII Ant.1 + BT Ant.2	UNII MIMO + BT Ant.1	UNII MIMO + BT Ant.2
1	2	3	4	5	6	7	8	9	1+4	1+5	1+7	1+8	1+9	1+3+8	1+5+8	1+5+9	1+7+8	1+7+9		
Body-Worn (1-g SAR)	Rear	0.015	0.003	0.005	0.005	0.019	0.021	0.040	0.019	0.016	0.020	0.034	0.055	0.034	0.031	0.039	0.053	0.050	0.074	0.071
	Front	0.024	0.015	0.023	0.012	0.040	0.038	0.078	0.061	0.066	0.036	0.064	0.102	0.085	0.090	0.108	0.125	0.130	0.163	0.168
Hotspot (1-g SAR)	Rear	0.157	0.009	0.030	0.056	0.016	0.033	0.049	0.040	0.055	0.213	0.173	0.206	0.197	0.212	0.227	0.213	0.228	0.246	0.261
	Front	1.114	0.164	0.121	0.164	0.146	0.168	0.064	0.209	0.305	1.278	1.260	1.178	1.323	1.419	1.444	1.469	1.565	1.387	1.483
	Edge 1	0.017									0.017	0.017	0.017	0.017	0.017	0.017	0.017	0.017	0.017	0.017
	Edge 2	1.109		0.121	0.164		0.036	0.036		0.034	1.273	1.109	1.145	1.109	1.143	1.230	1.109	1.143	1.145	1.179
	Edge 3	0.039	0.164	0.121	0.132	0.049	0.038	0.087	0.096	0.205	0.171	0.088	0.126	0.135	0.244	0.256	0.184	0.293	0.222	0.331
	Edge 4	0.454	0.164		0.164	0.103		0.103	0.367		0.618	0.557	0.557	0.821	0.454	0.821	0.924	0.557	0.924	0.557

RSDB scenarios (Forder Closed configuration)

RF Exposure	Test Position	Standalone SAR (W/kg)								Sum of SAR (W/kg)			
		RSDB scenarios								WWAN +	WWAN +	WWAN +	WWAN +
		WWAN	DTS Ant.1	DTS Ant.2	DTS MIMO	UNII Ant.1	UNII Ant.2	UNII MIMO	BT Ant.1	DTS MIMO + UNII Ant.1	DTS MIMO + UNII MIMO	DTS Ant.2 + UNII Ant.1 + BT Ant.1	DTS Ant.2 + UNII MIMO + BT Ant.1
1	2	3	4	5	6	7	8	1+4+5	1+4+7	1+3+5+8	1+3+7+8		
Body-Worn (1-g SAR)	Rear	0.015	0.003	0.005	0.005	0.019	0.021	0.040	0.019	0.039	0.060	0.058	0.079
	Front	0.024	0.015	0.023	0.012	0.040	0.038	0.078	0.061	0.076	0.114	0.148	0.186
Hotspot (1-g SAR)	Rear	0.157	0.009	0.030	0.056	0.016	0.033	0.049	0.040	0.229	0.262	0.243	0.276
	Front	1.114	0.164	0.121	0.164	0.146	0.168	0.064	0.209	1.424	1.342	1.590	1.508
	Edge 1	0.017								0.017	0.017	0.017	0.017
	Edge 2	1.109		0.121	0.164		0.036	0.036		1.273	1.309	1.230	1.266
	Edge 3	0.039	0.164	0.121	0.132	0.049	0.038	0.087	0.096	0.220	0.258	0.305	0.343
	Edge 4	0.454	0.164		0.164	0.103		0.103	0.367	0.721	0.721	0.924	0.924

Note(s):

- Green value is estimated SAR value.
- Blue values are summation of DTS Ant.1+DTS Ant.2 or UNII Ant.1+UNII Ant.2.
- When NR Band is active, WLAN operate to reduced power like RSDB target power.
- NR Band n77 (SRS2/SRS3/SRS4) used highest reported SAR of SRS2(Ant.I) & SRS3(Ant.E) & SRS4(Ant.C).

12.22. Sum of the SAR for WWAN & Wi-Fi & BT & NFC**For order opened configuration**

RF Exposure	Test Position	Standalone SAR (W/kg)		Sum of SAR (W/kg)
		WWAN + WiFi + BT	NFC	WWAN + WiFi + BT + NFC
		1	2	1+2
Product Specific 10-g (10-g SAR)	All positions	3.867	0.005	3.872

Note(s):

Highest SAR level of WWAN + WiFi + BT in Product Specific 10-g were referred to Section 12.17.

Conclusion:

Simultaneous Transmission SAR analysis results is satisfied the FCC Limit requirement according to follow procedures with "Sum of SAR".

Appendixes

Refer to separated files for the following appendixes.

4790357232-S1 FCC Report SAR_App A_Photos & Ant. Locations

4790357232-S1 FCC Report SAR_App B_Highest SAR Test Plots

4790357232-S1 FCC Report SAR_App C_System Check Plots

4790357232-S1 FCC Report SAR_App D_SAR Tissue Ingredients

4790357232-S1 FCC Report SAR_App E_Probe Cal. Certificates

4790357232-S1 FCC Report SAR_App F_Dipole and CLA Cal. Certificates

4790357232-S1 FCC Report SAR_App G_Proximity Sensor feature

4790357232-S1 FCC Report SAR_App H_LTE Carrier Aggregation

4790357232-S1 FCC Report SAR_App I_Dynamic Antenna tuner testing

END OF REPORT