



1. Appendix: UNLICENSED BAND SETUP PHOTOS(Conducted Test)


1) CONDUCTED RF MEASUREMENT SETUP (DTS, UNII, BLE)



2) CONDUCTED RF MEASUREMENT SETUP (Bluetooth)



3) CONDUCTED RF MEASUREMENT SETUP (DFS)





4) CONDUCTED RF MEASUREMENT SETUP (NFC Stability)





2. Appendix: UNLICENSED BAND SETUP PHOTOS(Radiated Test)


1) RADIATED RF MEASUREMENT SETUP (BELOW 1 GHz)




2) RADIATED RF MEASUREMENT SETUP (ABOVE 1 GHz)



3) RADIATED RF MEASUREMENT SET-UP (Axis & Folded condition)



Z AXIS PHOTO




OPEN CONDITION PHOTO



Half-Folded CONDITION PHOTO




Full-Folded CONDITION PHOTO




4) RADIATED RF MEASUREMENT SETUP (NFC)

FACE ON FRONT TEST PHOTO




FACE ON REAR TEST PHOTO




5) RADIATED RF MEASUREMENT SETUP (WPT)

FACE OFF REAR TEST PHOTO



FACE ON REAR TEST PHOTO



6) AC LINE CONDUCTED MEASUREMENT SETUP


AC LINE CONDUCTED FRONT TEST PHOTO




AC LINE CONDUCTED REAR TEST PHOTO



AC LINE CONDUCTED FRONT TEST PHOTO(WPT)



AC LINE CONDUCTED REAR TEST PHOTO(WPT)



END OF TEST PHOTO