

# APPENDIX


## – Test Setup and EUT photographs –

## 1. Photograph of Test Setup

### Conducted Disturbance




[ Mode 1 - 4 : Front ]



[ Mode 1 - 4 : Rear ]



**[ Mode 5 : Front ]**




**[ Mode 5 : Rear ]**

Radiated Disturbance for Below 1 GHz



[ Mode 1 : Front ]



[ Mode 1 : Rear ]




**[ Mode 2 - 4 : Front ]**



**[ Mode 2 - 4 : Rear ]**



**[ Mode 5 : Front ]**



**[ Mode 5 : Rear ]**


**Radiated Disturbance for Above 1 GHz**



**[ Mode 1 : Front ]**



**[ Mode 1 : Rear ]**



**[ Mode 2 - 4 : Front ]**




**[ Mode 2 - 4 : Rear ]**





**[ Mode 5 : Front ]**



**[ Mode 5 : Rear ]**