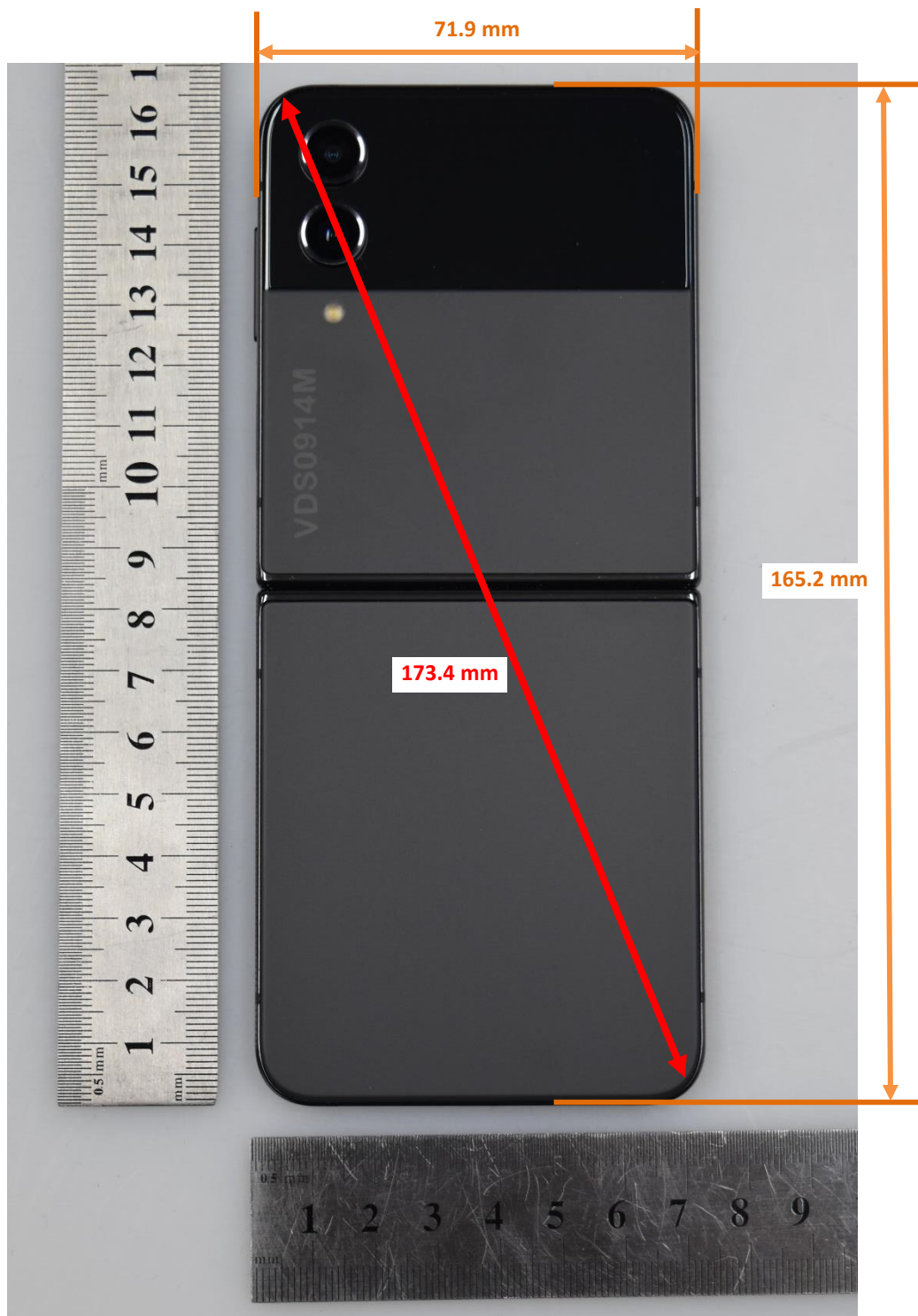



DUT and SAR Set-up Photos

Overall Dimensions (DUT opened configuration)



Overall Dimensions (DUT Closed configuration)



DUT opened configuration-Front View of the DUT



DUT opened configuration-Rear View of the DUT



DUT Closed configuration-Front View of the DUT



DUT Closed configuration-Rear View of the DUT




Setup Photos

Handset Vertical and Horizontal Reference Lines

Vertical
Center Line


Horizontal
Line




Ear piece

Head Exposure Conditions

Left Touch




Left Tilt (15°)



Right Touch




Right Tilt (15°)




Body-worn Accessory & Hotspot mode Exposure Conditions


Rear (15mm) -DUT opened configuration



Rear (15mm) -DUT Closed configuration



Front (15mm) -DUT opened configuration



Front (15mm) -DUT Closed configuration




Hotspot Exposure Conditions


Rear (10mm) -DUT opened configuration



Front (10mm) -DUT opened configuration




Edge 1 (10mm) -DUT opened configuration



Edge 2 (10mm) -DUT opened configuration




Edge 3 (10mm) -DUT opened configuration




Edge 4 (10mm) -DUT opened configuration




Rear (5mm) -DUT Closed configuration



Front (5mm) -DUT Closed configuration



Edge 1 (5mm) -DUT Closed configuration




Edge 2 (5mm) -DUT Closed configuration



Edge 3 (5mm) -DUT Closed configuration




Edge 4 (5mm) -DUT Closed configuration




Product Specific 10-g Exposure Conditions

Rear (0mm)



Rear (8mm)



Front (0mm)



Front (6mm)



Edge 1 (0mm)



Edge 2 (0mm)



Edge 3 (0mm)



Edge 3 (12mm)



Edge 4 (0mm)



Antenna Dimensions & Separation Distances of DUT_Folder Opened

① Main1 [Ant A] (Tx&Rx)

GSM850/1900
 WCDMA 2/4/5
 LTE B2/4/5/12/13/17/25/26/66
 NR N2/5/12/25/66

② MAIN2 [Ant B] (Tx&Rx)

LTE B41
 DRX1 NR N41

③ MAIN3 [Ant C] (Tx&Rx)

DRX2 NR N41/N77

④ SUB1 [Ant E] (Tx&Rx)

PRX2 NR N77

⑤ SUB2 [Ant F]/

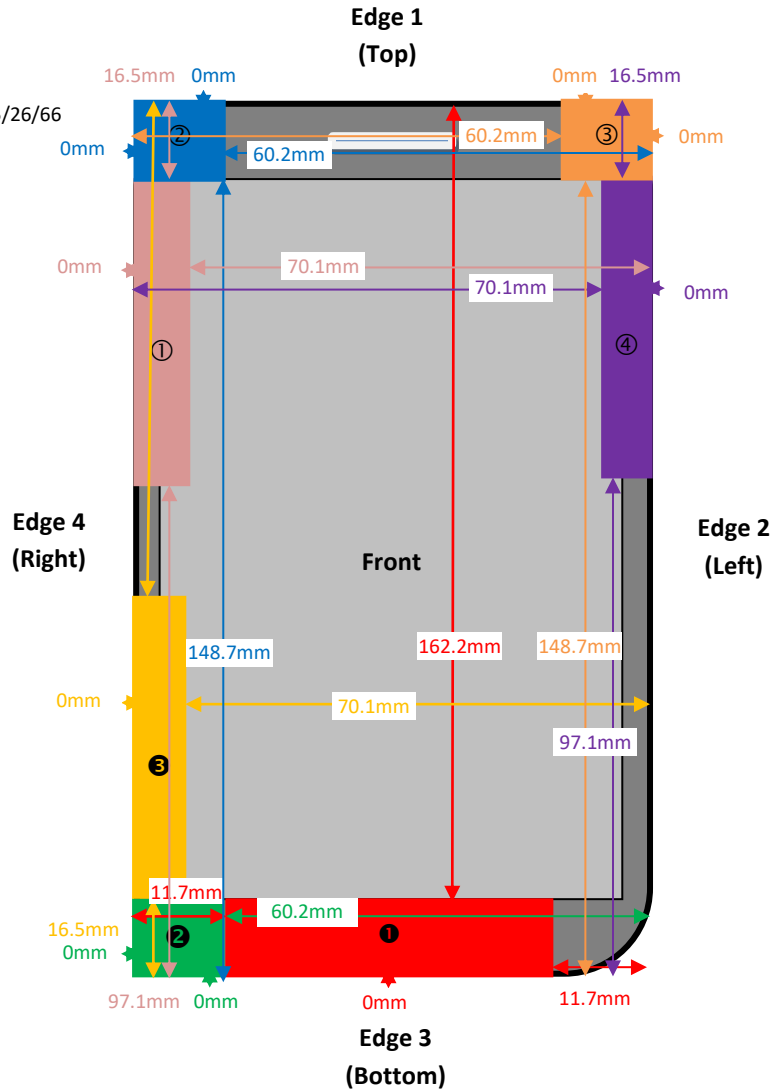
Wi-Fi Ant.1(Tx&Rx)
 NR N77
 PRX2 NR N41
 2.4GHz/5GHz
 BT

⑥ SUB4 [Ant H]/

Wi-Fi Ant.2(Tx&Rx)
 2.4GHz/5GHz
 BT

⑦ SUB5 [Ant I] (Tx&Rx)

NR N41/66
 DRX1 NR N77



Antenna Dimensions & Separation Distances of closed

- ① Main1 [Ant A] (Tx&Rx)
 GSM850/1900
 WCDMA 2/4/5
 LTE B2/4/5/12/13/17/25/26/66
 NR N2/5/12/25/66

- ② MAIN2 [Ant B] (Tx&Rx)
 LTE B41
 DRX1 NR N41

- ③ MAIN3 [Ant C] (Tx&Rx)
 DRX2 NR N41/N77

- ① SUB1 [Ant E] (Tx&Rx)
 PRX2 NR N77

- ② SUB2 [Ant F]/
 Wi-Fi Ant.1(Tx&Rx)
 NR N77
 PRX2 NR N41
 2.4GHz/5GHz
 BT

- ③ SUB4 [Ant H]/
 Wi-Fi Ant.2(Tx&Rx)
 2.4GHz/5GHz
 BT

- ④ SUB5 [Ant I] (Tx&Rx)
 NR N41/66
 DRX1 NR N77

