





APPENDIX B: TEST SETUP PHOTOGRAPHS



FCC ID: A3LSMF711U1	 PCTEST <small>Proud to be part of element</small>	PART 2 RF EXPOSURE EVALUATION REPORT		Approved by: Quality Manager
Test Dates: 09/01/2021-09/13/2021	DUT Type: Portable Handset			APPENDIX B: Page 1 of 8




Test Setup Photo 1 – Conducted Test Setup (Figure 6-1a)



Test Setup Photo 2 – Conducted Test Setup (Figure 6-1a)



FCC ID: A3LSMF711U1	 PART 2 RF EXPOSURE EVALUATION REPORT 	Approved by: Quality Manager
Test Dates: 09/01/2021-09/13/2021	DUT Type: Portable Handset	APPENDIX B: Page 2 of 8




Test Setup Photo 3- Conducted Test Setup (Figure 6-1b)




Test Setup Photo 4 – Conducted Test Setup (Figure 6-1a)



FCC ID: A3LSMF711U1	 PART 2 RF EXPOSURE EVALUATION REPORT 	Approved by: Quality Manager
Test Dates: 09/01/2021-09/13/2021	DUT Type: Portable Handset	APPENDIX B: Page 3 of 8




Test Setup Photo 5 – Conducted Test Setup (Figure 6-1c)




Test Setup Photo 6 – Radiated Power Measurement Setup (Figure 7)



FCC ID: A3LSMF711U1	 PART 2 RF EXPOSURE EVALUATION REPORT 	Approved by: Quality Manager
Test Dates: 09/01/2021-09/13/2021	DUT Type: Portable Handset	APPENDIX B: Page 4 of 8



Test Setup Photo 7 – Power Density Setup Left Edge (Figure 7-2)




Test Setup Photo 8 – Body, Bottom Edge, 10 mm



<p>FCC ID: A3LSMF711U1</p>	<p> PCTEST <small>Proud to be part of element</small> PART 2 RF EXPOSURE EVALUATION REPORT </p>	<p>Approved by: Quality Manager</p>
<p>Test Dates: 09/01/2021-09/13/2021</p>	<p>DUT Type: Portable Handset</p>	<p>APPENDIX B: Page 5 of 8</p>




Test Setup Photo 9 – Body, Back Side, 5 mm




Test Setup Photo 10 – Body, Bottom Edge, 5 mm



FCC ID: A3LSMF711U1	 PCTEST <small>Proud to be part of element</small>	PART 2 RF EXPOSURE EVALUATION REPORT		Approved by: Quality Manager
Test Dates: 09/01/2021-09/13/2021	DUT Type: Portable Handset			APPENDIX B: Page 6 of 8




Test Setup Photo 11 – Body, Right edge, 5 mm





Test Setup Photo 12 – Body, Left edge, 5 mm

<p>FCC ID: A3LSMF711U1</p>	<p> PCTEST <small>Proud to be part of element</small> PART 2 RF EXPOSURE EVALUATION REPORT</p>	<p> Approved by: Quality Manager</p>
<p>Test Dates: 09/01/2021-09/13/2021</p>	<p>DUT Type: Portable Handset</p>	<p>APPENDIX B: Page 7 of 8</p>



Test Setup Photo 13 – Phablet, Back Side, 0 mm

FCC ID: A3LSMF711U1	 PART 2 RF EXPOSURE EVALUATION REPORT 	Approved by: Quality Manager
Test Dates: 09/01/2021-09/13/2021	DUT Type: Portable Handset	APPENDIX B: Page 8 of 8