

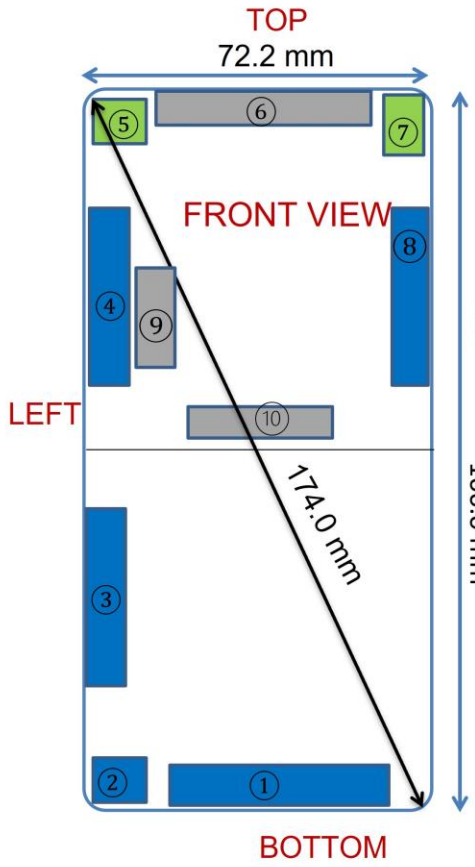


# APPENDIX E: DUT ANTENNA DIAGRAM & SAR TEST SETUP PHOTOGRAPHS



<b>FCC ID</b> A3LSMF711U1	 <b>PCTEST</b> <small>Proud to be part of Element</small>	<b>SAR EVALUATION REPORT</b>		<b>Approved by:</b> Quality Manager
<b>Test Dates:</b> 08/03/21 – 09/13/21	<b>DUT Type:</b> Portable Handset			APPENDIX E: Page 1 of 19

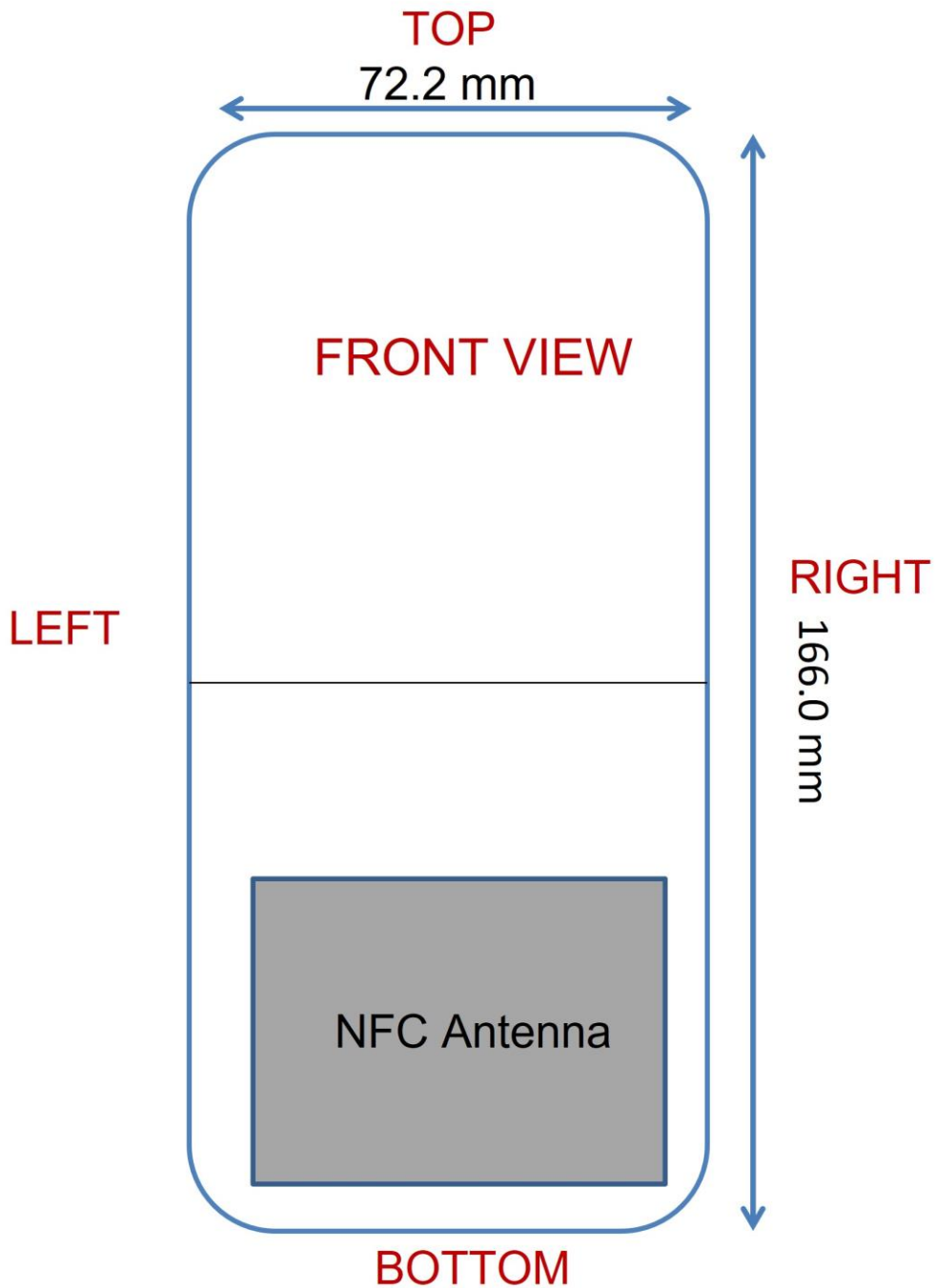


- ① Main Band Antenna I Tx/Rx (Ant A)
  1. GSM/GPRS/EDGE 850/1900
  2. UMTS Band II/IV/V
  3. CDMA BC0/1
  4. LTE Band 2/4/5/12/13/14/25/26/30/66/71
  5. NR Band n2/5/12/25/30/66/71
  6. LTE Band 29 Rx Only
- ② Main Band Antenna II Tx/Rx (Ant B)
  1. LTE Band 7/38/41
  2. NR Band n41 Rx Only
- ③ Main Band Antenna III Tx/Rx (Ant C)
  1. LTE Band n77 (SRS)
  2. LTE Band 2/4/25/30/41/66 MIMO Rx Only
  3. NR Band n2/25/30/41/66/77 MIMO Rx Only
  4. LTE Band 48 Rx Only MIMO
- ④ Sub Antenna I Tx/Rx (Ant E)
  1. NR Band n77 (SRS)
  2. GSM/GPRS/EDGE 850 Rx Only
  3. UMTS Band V Rx Only
  4. CDMA BC0 Rx Only
  5. LTE Band 5/12/13/14/26/29/71 Rx Only
  6. NR Band n5/12/71 Rx Only
  7. NR Band n77 Rx Only MIMO
  8. LTE Band 48 MIMO Rx Only MIMO
- ⑤ Sub Antenna II Tx/Rx (Ant F)
  1. LTE Band 48
  2. NR Band 77 (SRS)
  3. 2.4 GHz WIFI Ant 2, BT Ant 2, 5 GHz WIFI Ant 2
  4. LTE Band 30/41 RX only MIMO
  5. NR Band 30/41 RX only MIMO
  6. LAA Rx Only
- ⑥ Sub Antenna III Rx (Ant G)
  1. LTE Band 2/4/25/66 MIMO
  2. NR Band n2/25/66 MIMO
- ⑦ Sub Antenna IV Tx/Rx (Ant H)
  1. LAA Only Rx
  2. 2.4 GHz WIFI Ant 1, BT Ant 1, 5 GHz WIFI Ant 1
- ⑧ Sub Antenna V Tx/Rx (Ant I)
  1. NR Band n2/25/41/66
  2. NR Band n77 (SRS)
  3. NR Band n2/25/30/66/77 Rx Only
  4. LTE B2/4/7/25/30/38/41/48/66 Rx Only
  5. GSM/GPRS/EDGE 1900 Rx Only
  6. UMTS Band II/IV Rx Only
  7. CDMA BC1 Rx Only
- ⑨ (Ant K) NR mmW n260/261 Tx/Rx
- ⑩ (Ant L) NR mmW n260/261 Tx/Rx



Note: Exact antenna dimensions and separation distances are shown in the Technical Descriptions in the FCC Filing.

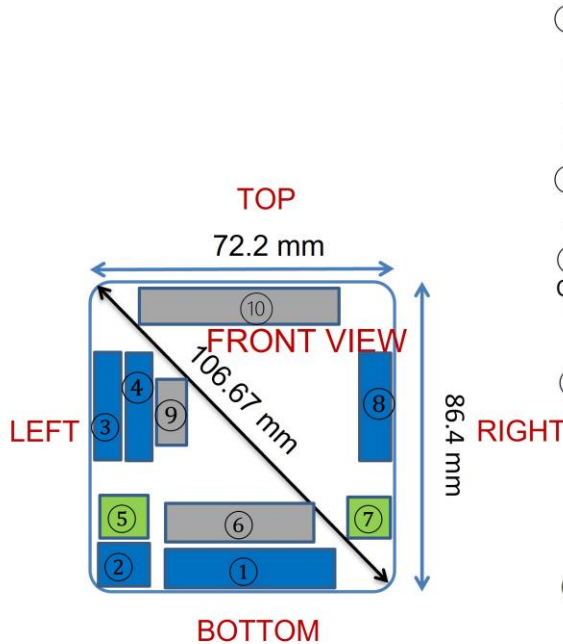
**Figure E-1**  
**DUT Antenna Locations Open Configuration**

<b>FCC ID</b> A3LSMF711U1		<b>SAR EVALUATION REPORT</b>		<b>Approved by:</b> Quality Manager
<b>Test Dates:</b> 08/03/21 – 09/13/21	<b>DUT Type:</b> Portable Handset			<b>APPENDIX E:</b> Page 2 of 19



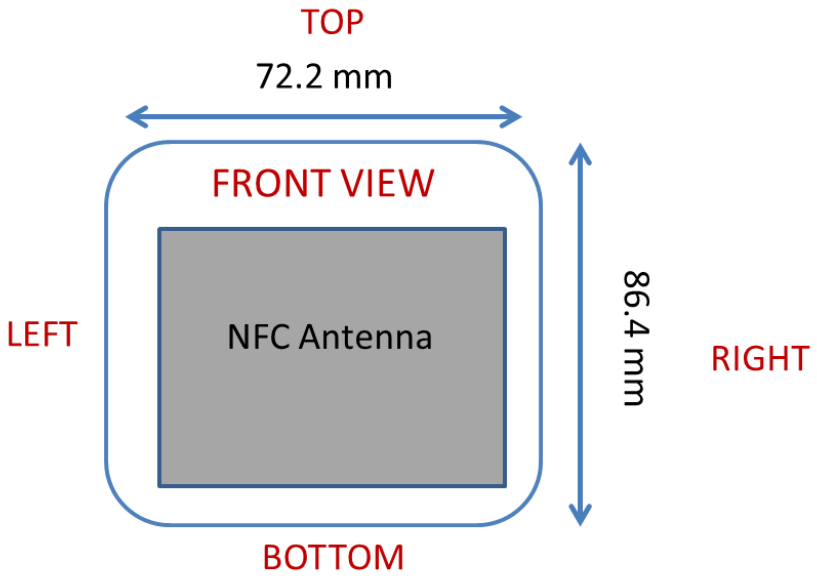
**Figure E-2**  
**NFC Antenna Open Configuration Locations**

<b>FCC ID</b> A3LSMF711U1	 <small>Proud to be part of Element</small>	<b>SAR EVALUATION REPORT</b>	 <b>Approved by:</b> Quality Manager
<b>Test Dates:</b> 08/03/21 – 09/13/21	<b>DUT Type:</b> Portable Handset	<b>APPENDIX E:</b> Page 3 of 19	






- ① Main Band Antenna I Tx/Rx (Ant A)
  1. GSM/GPRS/EDGE 850/1900
  2. UMTS Band II/IV/V
  3. CDMA BC0/1
  4. LTE Band 2/4/5/12/13/14/25/26/30/66/71
  5. NR Band n2/5/12/25/30/66/71
  6. LTE Band 29 Rx Only
- ② Main Band Antenna II Tx/Rx (Ant B)
  1. LTE Band 7/38/41
  2. NR Band n41 Rx Only
- ③ Main Band Antenna III Tx/Rx (Ant C)
  1. LTE Band n77 (SRS)
  2. LTE Band 2/4/25/30/41/66 MIMO Rx Only
  3. NR Band n2/25/30/41/66/77 MIMO Rx Only
  4. LTE Band 48 Rx Only MIMO
- ④ Sub Antenna I Tx/Rx (Ant E)
  1. NR Band n77 (SRS)
  2. GSM/GPRS/EDGE 850 Rx Only
  3. UMTS Band V Rx Only
  4. CDMA BC0 Rx Only
  5. LTE Band 5/12/13/14/26/29/71 Rx Only
  6. NR Band n5/12/71 Rx Only
  7. NR Band n77 Rx Only MIMO
  8. LTE Band 48 MIMO Rx Only MIMO
- ⑤ Sub Antenna II Tx/Rx (Ant F)
  1. LTE Band 48
  2. NR Band 77 (SRS)
  3. 2.4 GHz WIFI Ant 2, BT Ant 2, 5 GHz WIFI Ant 2
  4. LTE Band 30/41 RX only MIMO
  5. NR Band 30/41 RX only MIMO
  6. LAA Rx Only
- ⑥ Sub Antenna III Rx (Ant G)
  1. LTE Band 2/4/25/66 MIMO
  2. NR Band n2/25/66 MIMO
- ⑦ Sub Antenna IV Tx/Rx (Ant H)
  1. LAA Only Rx
  2. 2.4 GHz WIFI Ant 1, BT Ant 1, 5 GHz WIFI Ant 1
- ⑧ Sub Antenna V Tx/Rx (Ant I)
  1. NR Band n2/25/41/66
  2. NR Band n77 (SRS)
  3. NR Band n2/25/30/66/77 Rx Only
  4. LTE B2/4/7/25/30/38/41/48/66 Rx Only
  5. GSM/GPRS/EDGE 1900 Rx Only
  6. UMTS Band II/IV Rx Only
  7. CDMA BC1 Rx Only
- ⑨ (Ant K) NR mmW n260/261 Tx/Rx
- ⑩ (Ant L) NR mmW n260/261 Tx/Rx

**Figure E-3**  
DUT Antenna Locations Closed Configuration




**Figure E-4**  
NFC Antenna Closed Configuration Locations



FCC ID A3LSMF711U1		SAR EVALUATION REPORT		Approved by: Quality Manager
Test Dates: 08/03/21 – 09/13/21	DUT Type: Portable Handset			APPENDIX E: Page 4 of 19




**SAR Test Setup Photo 1 – Head, Right Cheek, 0 mm**




**SAR Test Setup Photo 2 – Head, Right Tilt, 0 mm**




<b>FCC ID</b> A3LSMF711U1	 <small>Proved to be part of the element</small>	<b>SAR EVALUATION REPORT</b>		<b>Approved by:</b> Quality Manager
<b>Test Dates:</b> 08/03/21 – 09/13/21	<b>DUT Type:</b> Portable Handset	<b>APPENDIX E:</b> Page 5 of 19		




SAR Test Setup Photo 3 – Head, Left Cheek, 0 mm




SAR Test Setup Photo 4 – Head, Left Tilt, 0mm

<b>FCC ID</b> A3LSMF711U1	 <small>Proud to be part of</small> 	<b>SAR EVALUATION REPORT</b>		<b>Approved by:</b> Quality Manager
<b>Test Dates:</b> 08/03/21 – 09/13/21	<b>DUT Type:</b> Portable Handset	<b>APPENDIX E:</b> Page 6 of 19		









**SAR Test Setup Photo 5 – Body-Worn, Back Side at 15 mm**




**SAR Test Setup Photo 6 – Hotspot, Back Side, 10 mm**



FCC ID A3LSMF711U1	 <small>Proud to be part of</small> 	SAR EVALUATION REPORT		Approved by: Quality Manager
Test Dates: 08/03/21 – 09/13/21	DUT Type: Portable Handset			APPENDIX E: Page 7 of 19




**SAR Test Setup Photo 7 – Phablet, Back Side, 8 mm**




**SAR Test Setup Photo 8 – Phablet, Back Side, 0 mm**

<b>FCC ID</b> A3LSMF711U1	 <small>Proud to be part of</small> 	<b>SAR EVALUATION REPORT</b>	<b>Approved by:</b> Quality Manager
<b>Test Dates:</b> 08/03/21 – 09/13/21	<b>DUT Type:</b> Portable Handset	<b>APPENDIX E:</b> Page 8 of 19	









**SAR Test Setup Photo 9 – Hotspot, Front Side, 10 mm**



**SAR Test Setup Photo 10 – Phablet, Front Side, 6 mm**



<b>FCC ID</b> A3LSMF711U1	 <small>Proud to be part of</small> 	<b>SAR EVALUATION REPORT</b>		<b>Approved by:</b> Quality Manager
<b>Test Dates:</b> 08/03/21 – 09/13/21	<b>DUT Type:</b> Portable Handset	<b>APPENDIX E:</b> Page 9 of 19		



**SAR Test Setup Photo 11 – Phablet, Front Side, 0 mm**



**SAR Test Setup Photo 12 – Hotspot, Top Edge, 10 mm**



<b>FCC ID</b> A3LSMF711U1	 <small>Proud to be part of</small>	<b>SAR EVALUATION REPORT</b>		<b>Approved by:</b> Quality Manager
<b>Test Dates:</b> 08/03/21 – 09/13/21	<b>DUT Type:</b> Portable Handset			<b>APPENDIX E:</b> Page 10 of 19



**SAR Test Setup Photo 13 – Phablet, Top Edge, 0 mm**



**SAR Test Setup Photo 14 – Phablet, Bottom Edge, 11 mm**



<b>FCC ID</b> A3LSMF711U1	 <small>Proud to be part of Element</small>	<b>SAR EVALUATION REPORT</b>		<b>Approved by:</b> Quality Manager
<b>Test Dates:</b> 08/03/21 – 09/13/21	<b>DUT Type:</b> Portable Handset	<b>APPENDIX E:</b> Page 11 of 19		




**SAR Test Setup Photo 15 – Hotspot, Bottom Edge, 10 mm**




**SAR Test Setup Photo 16 – Phablet, Bottom Edge, 0 mm**

<b>FCC ID</b> A3LSMF711U1	 <small>Proud to be part of</small>	<b>SAR EVALUATION REPORT</b>		<b>Approved by:</b> Quality Manager
<b>Test Dates:</b> 08/03/21 – 09/13/21	<b>DUT Type:</b> Portable Handset	<b>APPENDIX E:</b> Page 12 of 19		








**SAR Test Setup Photo 17 – Hotspot, Right Edge, 10 mm**




**SAR Test Setup Photo 18 – Phablet, Right Edge, 0 mm**



<b>FCC ID</b> A3LSMF711U1	 <small>Proud to be part of</small>	<b>SAR EVALUATION REPORT</b>		<b>Approved by:</b> Quality Manager
<b>Test Dates:</b> 08/03/21 – 09/13/21	<b>DUT Type:</b> Portable Handset			<b>APPENDIX E:</b> Page 13 of 19




**SAR Test Setup Photo 19 – Hotspot, Left Edge, 10 mm**





**SAR Test Setup Photo 20 – Phablet, Left Edge, 0 mm**

<b>FCC ID</b> A3LSMF711U1	 <small>Proud to be part of</small>	<b>SAR EVALUATION REPORT</b>		<b>Approved by:</b> Quality Manager
<b>Test Dates:</b> 08/03/21 – 09/13/21	<b>DUT Type:</b> Portable Handset	<b>APPENDIX E:</b> Page 14 of 19		





SAR Test Setup Photo 21 – Vertical and Horizontal Reference Lines




<b>FCC ID</b> A3LSMF711U1	 <small>Proud to be part of</small>	<b>SAR EVALUATION REPORT</b>		<b>Approved by:</b> Quality Manager
<b>Test Dates:</b> 08/03/21 – 09/13/21	<b>DUT Type:</b> Portable Handset	<b>APPENDIX E:</b> Page 15 of 19		



**SAR Test Setup Photo 22 – Closed Body-Worn Back Side, 15 mm**




**SAR Test Setup Photo 23 – Closed Hotspot, Back Side, 5 mm**




<b>FCC ID</b> A3LSMF711U1	 <small>Proud to be part of</small> 	<b>SAR EVALUATION REPORT</b>		<b>Approved by:</b> Quality Manager
<b>Test Dates:</b> 08/03/21 – 09/13/21	<b>DUT Type:</b> Portable Handset	<b>APPENDIX E:</b> Page 16 of 19		




**SAR Test Setup Photo 24 – Closed Hotspot, Front Side, 5 mm**




**SAR Test Setup Photo 25 – Closed Hotspot, Top Edge, 5 mm**




FCC ID A3LSMF711U1	 <small>Proud to be part of</small> 	SAR EVALUATION REPORT		Approved by: Quality Manager
Test Dates: 08/03/21 – 09/13/21	DUT Type: Portable Handset			APPENDIX E: Page 17 of 19




**SAR Test Setup Photo 26 – Closed Hotspot, Bottom Edge, 5 mm**





**SAR Test Setup Photo 27 – Closed Hotspot, Right Edge, 5 mm**

<b>FCC ID</b> A3LSMF711U1	 <small>Proud to be part of</small> 	<b>SAR EVALUATION REPORT</b>		<b>Approved by:</b> Quality Manager
<b>Test Dates:</b> 08/03/21 – 09/13/21	<b>DUT Type:</b> Portable Handset			<b>APPENDIX E:</b> Page 18 of 19



**SAR Test Setup Photo 28 – Closed Hotspot, Left Edge, 5 mm**

<b>FCC ID</b> A3LSMF711U1	 <small>Proud to be part of</small>	<b>SAR EVALUATION REPORT</b>		<b>Approved by:</b> Quality Manager
<b>Test Dates:</b> 08/03/21 – 09/13/21	<b>DUT Type:</b> Portable Handset			<b>APPENDIX E:</b> Page 19 of 19