



MEASUREMENT REPORT

FCC PART 15.247 Bluetooth

Applicant Name:

Samsung Electronics Co., Ltd.
129, Samsung-ro,
Yeongtong-gu, Suwon-si
Gyeonggi-do, 16677, Korea

Date of Testing:

04/16/2021 - 04/29/2021

Test Site/Location:

PCTEST Lab. Columbia, MD, USA

Test Report Serial No.:

1M2107290086-14.A3L

FCC ID:

A3LSMF711U1

APPLICANT:

Samsung Electronics Co., Ltd.

Application Type:

Certification

Model:

SM-F711U

Additional Models:

SM-F711U1

EUT Type:

Portable Handset

Max. RF Output Power:

59.484 mW (17.74dBm) Peak Conducted

Frequency Range:

2402 – 2480MHz

Type of Modulation:

GFSK, $\pi/4$ -DQPSK, 8DPSK

FCC Classification:

FCC Part 15 Spread Spectrum Transmitter (DSS)

FCC Rule Part(s):


Part 15 Subpart C (15.247)

Test Procedure(s):

ANSI C63.10-2013, KDB 648474 D03 v01r04

This equipment has been shown to be capable of compliance with the applicable technical standards as indicated in the measurement report and was tested in accordance with the measurement procedures specified in ANSI C63.10-2013. Test results reported herein relate only to the item(s) tested.

I attest to the accuracy of data. All measurements reported herein were performed by me or were made under my supervision and are correct to the best of my knowledge and belief. I assume full responsibility for the completeness of these measurements and vouch for the qualifications of all persons taking them.



Randy Ortanez
President



FCC ID: A3LSMF711U1		MEASUREMENT REPORT (CERTIFICATION)		Approved by: Technical Manager
Test Report S/N: 1M2107290086-14.A3L	Test Dates: 04/16/2021 - 04/29/2021	EUT Type: Portable Handset		Page 1 of 139

TABLE OF CONTENTS

1.0	INTRODUCTION	3
1.1	Scope	3
1.2	PCTEST Test Location	3
1.3	Test Facility / Accreditations	3
2.0	PRODUCT INFORMATION	4
2.1	Equipment Description	4
2.2	Device Capabilities	4
2.3	Antenna Description	4
2.4	Test Configuration	5
2.5	Software and Firmware	5
2.6	EMI Suppression Device(s)/Modifications	5
3.0	DESCRIPTION OF TESTS	6
3.1	Evaluation Procedure	6
3.2	AC Line Conducted Emissions	6
3.3	Radiated Emissions	7
3.4	Environmental Conditions	7
4.0	ANTENNA REQUIREMENTS	8
5.0	MEASUREMENT UNCERTAINTY	9
6.0	TEST EQUIPMENT CALIBRATION DATA	10
7.0	TEST RESULTS	11
7.1	Summary	11
7.2	20dB Bandwidth Measurement	12
7.3	Output Power Measurement	33
7.4	Band Edge Compliance	73
7.5	Carrier Frequency Separation	83
7.6	Time of Occupancy	88
7.7	Number of Hopping Channels	93
7.8	Conducted Spurious Emissions	98
7.9	Radiated Spurious Emission Measurements – Above 1GHz	111
7.10	Radiated Restricted Band Edge Measurements	129
7.11	Radiated Spurious Emissions Measurements – Below 1GHz	131
7.12	Line Conducted Measurement Data	135
	CONCLUSION	139

FCC ID: A3LSMF711U1	 PCTEST <small>Proud to be part of  element</small>	MEASUREMENT REPORT (CERTIFICATION)		Approved by: Technical Manager
Test Report S/N: 1M2107290086-14.A3L	Test Dates: 04/16/2021 - 04/29/2021	EUT Type: Portable Handset		Page 2 of 139

1.0 INTRODUCTION

1.1 Scope

Measurement and determination of electromagnetic emissions (EMC) of radio frequency devices including intentional and/or unintentional radiators for compliance with the technical rules and regulations of the Federal Communications Commission and the Innovation, Science and Economic Development Canada.

1.2 PCTEST Test Location

These measurement tests were conducted at the PCTEST facility located at 7185 Oakland Mills Road, Columbia, MD 21046. The measurement facility is compliant with the test site requirements specified in ANSI C63.4-2014.

1.3 Test Facility / Accreditations

Measurements were performed at PCTEST located in Columbia, MD 21046, U.S.A.

- PCTEST is an ISO 17025-2017 accredited test facility under the American Association for Laboratory Accreditation (A2LA) with Certificate number 2041.01 for Specific Absorption Rate (SAR), Hearing Aid Compatibility (HAC) testing, where applicable, and Electromagnetic Compatibility (EMC) testing for FCC and Innovation, Science, and Economic Development Canada rules.
- PCTEST TCB is a Telecommunication Certification Body (TCB) accredited to ISO/IEC 17065-2012 by A2LA (Certificate number 2041.03) in all scopes of FCC Rules and ISED Standards (RSS).
- PCTEST facility is a registered (2451B) test laboratory with the site description on file with ISED.

FCC ID: A3LSMF711U1	 PCTEST Proud to be part of  element	MEASUREMENT REPORT (CERTIFICATION)		Approved by: Technical Manager
Test Report S/N: 1M2107290086-14.A3L	Test Dates: 04/16/2021 - 04/29/2021	EUT Type: Portable Handset		Page 3 of 139

2.0 PRODUCT INFORMATION

2.1 Equipment Description

The Equipment Under Test (EUT) is the **Samsung Portable Handset FCC ID: A3LSMF711U1**. The test data contained in this report pertains only to the emissions due to the EUT's Bluetooth transmitter.

- This Bluetooth module has been tested by a Bluetooth Qualification Lab, and we confirm the following:
 - A) The hopping sequence is pseudorandom
 - B) All channels are used equally on average
 - C) The receiver input bandwidth equals the transmit bandwidth
 - D) The receiver hops in sequence with the transmit signal
- 15.247(g): In accordance with the Bluetooth Industry Standard, the system is designed to comply with all of the regulations in Section 15.247 when the transmitter is presented with a continuous data (or information) system.
- 15.247(h): In accordance with the Bluetooth Industry Standard, the system does not coordinate its channels selection/hopping sequence with other frequency hopping systems for the express purpose of avoiding the simultaneous occupancy of individual hopping frequencies by multiple transmitters.
- 15.247(h): The EUT employs Adaptive Frequency Hopping (AFH) which identifies sources of interference namely devices operating in 802.11 WLAN and excludes them from the list of available channels. The process of re-mapping reduces the number of test channels from 79 channels to a minimum number of 20 channels.

Test Device Serial No.: 0135M, 0184M, 0129M, 0189M, 1600S, 0059S, 0545M, 0585S

2.2 Device Capabilities

This device contains the following capabilities:

850/1900 CDMA/EvDO Rev0/A, 1x Advanced (BC0, BC1), 850/1900 GSM/GPRS/EDGE, 850/1700/1900 WCDMA/HSPA, Multi-band LTE, Multi-band 5G NR , 802.11b/g/n/ax WLAN, 802.11a/n/ac/ax UNII, Bluetooth (1x, EDR, LE), NFC, Wireless Power Transfer

Ch.	Frequency (MHz)
00	2402
:	:
39	2441
:	:
78	2480

Table 2-1. Frequency/ Channel Operations

Note: This device is capable of operating in hopping and non-hopping mode. The EUT can hop between 79 different channels in the 2400 – 2483.5MHz band.

2.3 Antenna Description

Following antenna was used for the testing.

Frequency [GHz]	Antenna 0 Gain (dBi)	Antenna 1 Gain (dBi)
2.4	-6.4	-6.5

Table 2-2. Antenna Peak Gain

Note: This device is capable of operating in hopping and non-hopping mode. The EUT can hop between 79 different channels in the 2400 – 2483.5MHz band.

FCC ID: A3LSMF711U1	 PCTEST Proud to be part of element	MEASUREMENT REPORT (CERTIFICATION)		Approved by: Technical Manager
Test Report S/N: 1M2107290086-14.A3L	Test Dates: 04/16/2021 - 04/29/2021	EUT Type: Portable Handset		Page 4 of 139

2.4 Test Configuration

The EUT was tested per the guidance of ANSI C63.10-2013. ANSI C63.10-2013 was also used to reference the appropriate EUT setup for radiated spurious emissions testing and AC line conducted testing. See Sections 3.2 for AC line conducted emissions test setups, 3.3 for radiated emissions test setups, and 7.2, 7.3, 7.4, 7.5, 7.6, 7.7, and 7.8 for antenna port conducted emissions test setups.

This device supports wireless charging capability and, thus, is subject to the test requirements of KDB 648474 D03 v01r04. Additional radiated spurious emission measurements were performed with the EUT lying flat on an authorized wireless charging pad (WCP) EP-N5100 while operating under normal conditions in a simulated call or data transmission configuration. The worst case radiated emissions data is shown in this report.

2.5 Software and Firmware

The test was conducted with firmware version F711USQU0AUEF installed on the EUT.

2.6 EMI Suppression Device(s)/Modifications

No EMI suppression device(s) were added and no modifications were made during testing.

FCC ID: A3LSMF711U1		MEASUREMENT REPORT (CERTIFICATION)		Approved by: Technical Manager
Test Report S/N: 1M2107290086-14.A3L	Test Dates: 04/16/2021 - 04/29/2021	EUT Type: Portable Handset	Page 5 of 139	

3.0 DESCRIPTION OF TESTS

3.1 Evaluation Procedure

The measurement procedure described in the American National Standard of Procedures for Compliance Testing of Unlicensed Wireless Devices (ANSI C63.10-2013) was used in the measurement of the EUT.

Deviation from measurement procedure.....None

3.2 AC Line Conducted Emissions

The line-conducted facility is located inside a 10'x16'x9' shielded enclosure. The shielded enclosure is manufactured by ETS Lindgren RF Enclosures. The shielding effectiveness of the shielded room is in accordance with MIL-Std-285 or NSA 65-5. A 1m x 1.5m wooden table 80cm high is placed 40cm away from the vertical wall and 80cm away from the sidewall of the shielded room. Two 10kHz-30MHz, 50Ω/50μH Line-Impedance Stabilization Networks (LISNs) are bonded to the shielded room floor. Power to the LISNs is filtered by external high-current high-insertion loss power line filters. The external power line filter is an ETS Lindgren Model LPRX-4X30 (100dB Attenuation, 14kHz-18GHz) and the two EMI/RFI filters are ETS Lindgren Model LRW-2030-S1 (100dB Minimum Insertion Loss, 14kHz – 10GHz). These filters attenuate ambient signal noise from entering the measurement lines. These filters are also bonded to the shielded enclosure.

The EUT is powered from one LISN and the support equipment is powered from the second LISN. If the EUT is a DC-powered device, power will be derived from the source power supply it normally will be powered from and this supply line(s) will be connected to the second LISN. All interconnecting cables more than 1 meter were shortened to a 1 meter length by non-inductive bundling (serpentine fashion) and draped over the back edge of the test table. All cables were at least 40cm above the horizontal reference groundplane. Power cables for support equipment were routed down to the second LISN while ensuring that the cables were not draped over the second LISN.

Sufficient time for the EUT, support equipment, and test equipment was allowed in order for them to warm up to their normal operating condition. The RF output of the LISN was connected to the spectrum analyzer and exploratory measurements were made to determine the frequencies producing the maximum emission from the EUT. The spectrum was scanned from 150kHz to 30MHz with a spectrum analyzer. The detector function was set to peak mode for exploratory measurements while the bandwidth of the analyzer was set to 10kHz. The EUT, support equipment, and interconnecting cables were arranged and manipulated to maximize each emission. Once the worst case emissions have been identified, the one EUT cable configuration/arrangement and mode of operation that produced these emissions is used for final measurements on the same test site. The analyzer is set to CISPR quasi-peak and average detectors with a 9kHz resolution bandwidth for final measurements.

Line conducted emissions test results are shown in Section 7.12. The EMI Receiver mode of the Agilent MXE was used to perform AC line conducted emissions testing.

FCC ID: A3LSMF711U1	 Proud to be part of element	MEASUREMENT REPORT (CERTIFICATION)		Approved by: Technical Manager
Test Report S/N: 1M2107290086-14.A3L	Test Dates: 04/16/2021 - 04/29/2021	EUT Type: Portable Handset	Page 6 of 139	

3.3 Radiated Emissions

The radiated test facilities consisted of an indoor 3 meter semi-anechoic chamber used for final measurements and exploratory measurements, when necessary. The measurement area is contained within the semi-anechoic chamber which is shielded from any ambient interference. The test site inside the chamber is a 6m x 5.2m elliptical, obstruction-free area in accordance with Figure 5.7 of Clause 5 in ANSI C63.4-2014. Absorbers are arranged on the floor between the turn table and the antenna mast in such a way so as to maximize the reduction of reflections for measurements above 1GHz. An 80cm tall test table made of Styrodur is placed on top of the turn table. For measurements above 1GHz, an additional Styrodur pedestal is placed on top of the test table to bring the total table height to 1.5m.

For all measurements, the spectrum was scanned through all EUT azimuths and from 1 to 4 meter receive antenna height using a broadband antenna from 30MHz up to the upper frequency shown in 15.33 depending on the highest frequency generated or used in the device or on which the device operates or tunes. For frequencies above 1GHz, linearly polarized double ridge horn antennas were used. For frequencies below 30MHz, a calibrated loop antenna was used. When exploratory measurements were necessary, they were performed at 1 meter test distance inside the semi-anechoic chamber using broadband antennas, broadband amplifiers, and spectrum analyzers to determine the frequencies and modes producing the maximum emissions. Sufficient time for the EUT, support equipment, and test equipment was allowed in order for them to warm up to their normal operating condition. The test set-up was placed on top of the 1 x 1.5 meter table. The EUT, support equipment, and interconnecting cables were arranged and manipulated to maximize each emission. Appropriate precaution was taken to ensure that all emissions from the EUT were maximized and investigated. The system configuration, mode of operation, turntable azimuth, and receive antenna height was noted for each frequency found.

Final measurements were made in the semi-anechoic chamber using calibrated, linearly polarized broadband and horn antennas. The test setup was configured to the setup that produced the worst case emissions. The spectrum analyzer was set to investigate all frequencies required for testing to compare the highest radiated disturbances with respect to the specified limits. The turntable containing the EUT was rotated through 360 degrees and the height of the receive antenna was varied 1 to 4 meters and stopped at the azimuth and height producing the maximum emission. Each emission was maximized by changing the orientation of the EUT through three orthogonal planes and changing the polarity of the receive antenna, whichever produced the worst-case emissions.

All radiated measurements are performed in a chamber that meets the site requirements per ANSI C63.4-2014. Additionally, radiated emissions below 30MHz are also validated on an Open Area Test Site to assert correlation with the chamber measurements per the requirements of KDB 474788 D01.

3.4 Environmental Conditions

The temperature is controlled within range of 15°C to 35°C. The relative humidity is controlled within range of 10% to 75%. The atmospheric pressure is monitored within the range 86-106kPa (860-1060mbar).

FCC ID: A3LSMF711U1		MEASUREMENT REPORT (CERTIFICATION)		Approved by: Technical Manager
Test Report S/N: 1M2107290086-14.A3L	Test Dates: 04/16/2021 - 04/29/2021	EUT Type: Portable Handset	Page 7 of 139	

4.0 ANTENNA REQUIREMENTS

Excerpt from §15.203 of the FCC Rules/Regulations:

“An intentional radiator antenna shall be designed to ensure that no antenna other than that furnished by the responsible party can be used with the device. The use of a permanently attached antenna or of an antenna that uses a unique coupling to the intentional radiator shall be considered sufficient to comply with the provisions of this section.”

- The antennas of the EUT are **permanently attached**.
- There are no provisions for connection to an external antenna.

Conclusion:

The EUT complies with the requirement of §15.203.

FCC ID: A3LSMF711U1	 PCTEST Proud to be part of  element	MEASUREMENT REPORT (CERTIFICATION)		Approved by: Technical Manager
Test Report S/N: 1M2107290086-14.A3L	Test Dates: 04/16/2021 - 04/29/2021	EUT Type: Portable Handset		Page 8 of 139

5.0 MEASUREMENT UNCERTAINTY

The measurement uncertainties shown below were calculated in accordance with the requirements of ANSI C63.10-2013. All measurement uncertainty values are shown with a coverage factor of $k = 2$ to indicate a 95% level of confidence. The measurement uncertainty shown below meets or exceeds the U_{CISPR} measurement uncertainty values specified in CISPR 16-4-2 and, thus, can be compared directly to specified limits to determine compliance.

Contribution	Expanded Uncertainty (\pm dB)
Conducted Bench Top Measurements	1.13
Conducted Disturbance	3.09
Radiated Disturbance (<1GHz)	4.98
Radiated Disturbance (>1GHz)	5.07
Radiated Disturbance (>18GHz)	5.09

FCC ID: A3LSMF711U1	 PCTEST Proud to be part of  element	MEASUREMENT REPORT (CERTIFICATION)		Approved by: Technical Manager
Test Report S/N: 1M2107290086-14.A3L	Test Dates: 04/16/2021 - 04/29/2021	EUT Type: Portable Handset		Page 9 of 139

6.0 TEST EQUIPMENT CALIBRATION DATA

Test Equipment Calibration is traceable to the National Institute of Standards and Technology (NIST). Measurements antennas used during testing were calibrated in accordance to the requirements of ANSI C63.5-2017.

Manufacturer	Model	Description	Cal Date	Cal Interval	Cal Due	Serial Number
-	BT1	Bluetooth Cable Set	2/23/2021	Annual	2/23/2022	BT1
Agilent	N4010A	Wireless Connectivity Test Set	N/A			GB46170464
Agilent	N9030A	PXA Signal Analyzer (44GHz)	7/17/2020	Annual	7/17/2021	MY52350166
Emco	3115	Horn Antenna (1-18GHz)	6/18/2020	Biennial	6/18/2022	9704-5182
Emco	3116	Horn Antenna (18 - 40GHz)	8/7/2018	Triennial	8/7/2021	9203-2178
ETS-Lindgren	3816/2NM	Line Impedance Stabilization Network	7/9/2020	Biennial	7/9/2022	114451
Keysight Technologies	N9030A	PXA Signal Analyzer	9/2/2020	Annual	9/2/2021	MY55410501
Keysight Technologies	N9020A	MXA Signal Analyzer	9/22/2020	Annual	9/22/2021	MY54500644
Pasternack	NMLC-2	Line Conducted Emissions Cable (NM)	2/25/2021	Annual	2/25/2022	NMLC-2
Rohde & Schwarz	CMU200	Base Station Simulator	N/A			836371/0079
Rohde & Schwarz	ESU26	EMI Test Receiver (26.5GHz)	7/15/2020	Annual	7/15/2021	100342
Rohde & Schwarz	ESU40	EMI Test Receiver (40GHz)	9/9/2020	Annual	9/9/2021	100348
Rohde & Schwarz	FSW67	Signal / Spectrum Analyzer	8/10/2020	Annual	8/10/2021	103200
Solar Electronics	8012-50-R-24-BNC	Line Impedance Stabilization Network	10/1/2019	Biennial	10/1/2021	310233
Sunol	DRH-118	Horn Antenna (1-18GHz)	10/3/2019	Biennial	10/3/2021	A050307
Sunol	JB5	Bi-Log Antenna (30M - 5GHz)	7/27/2020	Biennial	7/27/2022	A051107

Table 6-1. Annual Test Equipment Calibration Schedule

Notes:

1. For equipment listed above that has a calibration date or calibration due date that falls within the test date range, care was taken to ensure that this equipment was used after the calibration date and before the calibration due date.
2. Equipment with a calibration date of "N/A" shown in this list was not used to make direct calibrated measurements.

FCC ID: A3LSMF711U1		MEASUREMENT REPORT (CERTIFICATION)		Approved by: Technical Manager
Test Report S/N: 1M2107290086-14.A3L	Test Dates: 04/16/2021 - 04/29/2021	EUT Type: Portable Handset	Page 10 of 139	

7.0 TEST RESULTS

7.1 Summary

Company Name: Samsung Electronics Co., Ltd.
 FCC ID: A3LSMF711U1
 Method/System: Frequency Hopping Spread Spectrum (FHSS)
 Number of Channels: 79

FCC Part Section(s)	RSS Section(s)	Test Description	Test Limit	Test Condition	Test Result	Reference
15.247(a)(1)(iii)	RSS-247 [5.1(1)]	20dB Bandwidth	N/A	CONDUCTED	PASS	Section 7.2
15.247(b)(1)	RSS-247 [5.4(2)]	Peak Transmitter Output Power	< 1 Watt if ≥ 75 non-overlapping channels used		PASS	Section 7.3
15.247(a)(1)	RSS-247 [5.1(2)]	Channel Separation	> 2/3 of 20 dB BW for systems with Output Power < 125mW		PASS	Section 7.5
15.247(a)(1)(iii)	RSS-247 [5.1(4)]	Number of Channels	> 15 Channels		PASS	Section 7.7
15.247(a)(1)(iii)	RSS-247 [5.1(4)]	Time of Occupancy	< 0.4 sec in 31.6 sec period		PASS	Section 7.6
15.247(d)	RSS-247 [5.5]	Band Edge / Out-of-Band Emissions	Conducted > 20dBc		PASS	Section 7.4, Section 7.8
15.205 15.209	RSS-Gen [8.9]	General Field Strength Limits (Restricted Bands and Radiated Emission Limits)	Emissions in restricted bands must meet the radiated limits detailed in 15.209 (RSS-247 limits)	RADIATED	PASS	Section 7.9, Section 7.10, Section 7.11
15.207	RSS-Gen [8.8]	AC Conducted Emissions 150kHz – 30MHz	< FCC 15.207 limits (RSS-Gen [8.8] limits)	LINE CONDUCTED	PASS	Section 7.12

Table 7-1. Summary of Test Results

Notes:

- 1) All modes of operation and data rates were investigated. The test results shown in the following sections represent the worst case emissions.
- 2) The analyzer plots shown in this section were all taken with a correction table loaded into the analyzer. The correction table was used to account for the losses of the cables, directional couplers, and attenuators used as part of the system to maintain a link between the call box and the EUT at all frequencies of interest.
- 3) All antenna port conducted emissions testing was performed on a test bench with the antenna port of the EUT connected to the spectrum analyzer through calibrated cables, attenuators, and couplers.
- 4) For conducted spurious emissions, automated test software was used to measure emissions and capture the corresponding plots necessary to show compliance. The measurement software utilized is PCTEST "BT Auto," Version 3.5.
- 5) For radiated band edge, automated test software was used to measure emissions and capture the corresponding plots necessary to show compliance. The measurement software utilized is PCTEST "Chamber Automation," Version 1.3.1.

FCC ID: A3LSMF711U1		MEASUREMENT REPORT (CERTIFICATION)		Approved by: Technical Manager
Test Report S/N: 1M2107290086-14.A3L	Test Dates: 04/16/2021 - 04/29/2021	EUT Type: Portable Handset	Page 11 of 139	

7.2 20dB Bandwidth Measurement

§15.247 (a.1.iii); RSS-247 [5.1(1)]

Test Overview and Limit

The bandwidth at 20dB down from the highest in-band spectral density is measured with a spectrum analyzer connected to the receive antenna while the EUT is operating in transmission mode at the appropriate frequencies.

Test Procedure Used

ANSI C63.10-2013 – Section 6.9.2

Test Settings

1. The signal analyzers' automatic bandwidth measurement capability of the spectrum analyzer was used to perform the 20dB bandwidth measurement. The "X" dB bandwidth parameter was set to X = 20. The bandwidth measurement was not influenced by any intermediate power nulls in the fundamental emission.
2. RBW = 1 – 5% OBW
3. VBW ≥ 3 x RBW
4. Reference level set to keep signal from exceeding maximum input mixer level for linear operation.
5. Detector = Peak
6. Trace mode = max hold
7. Sweep = auto couple
8. The trace was allowed to stabilize

Test Setup

The EUT and measurement equipment were set up as shown in the diagram below.



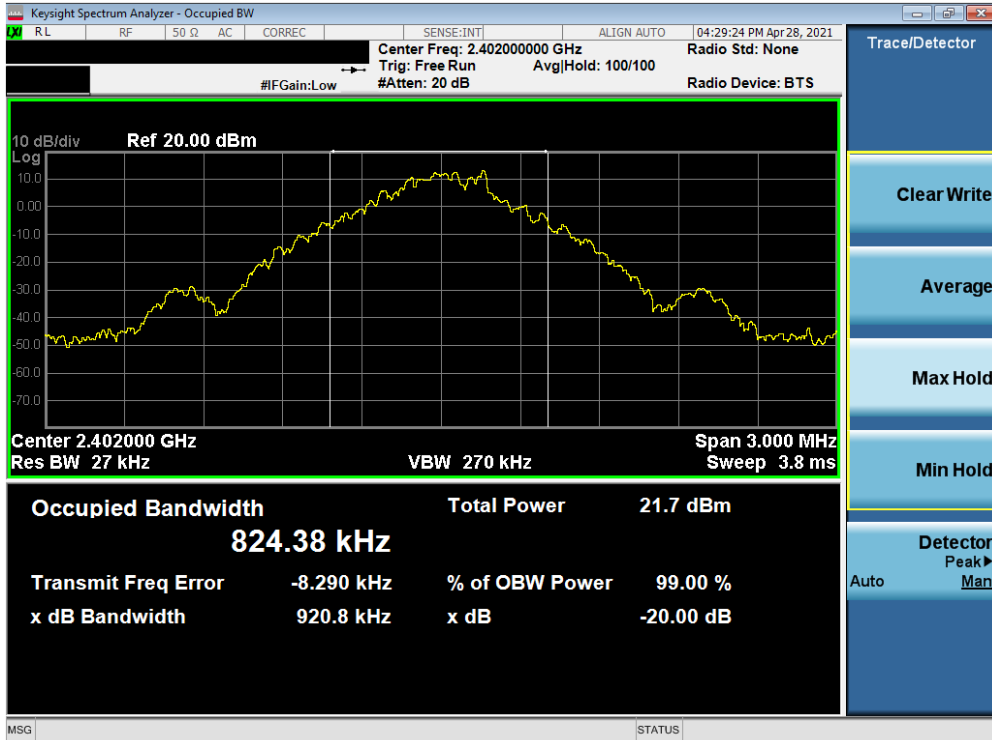
Figure 7-1. Test Instrument & Measurement Setup

FCC ID: A3LSMF711U1		MEASUREMENT REPORT (CERTIFICATION)		Approved by: Technical Manager
Test Report S/N: 1M2107290086-14.A3L	Test Dates: 04/16/2021 - 04/29/2021	EUT Type: Portable Handset		Page 12 of 139

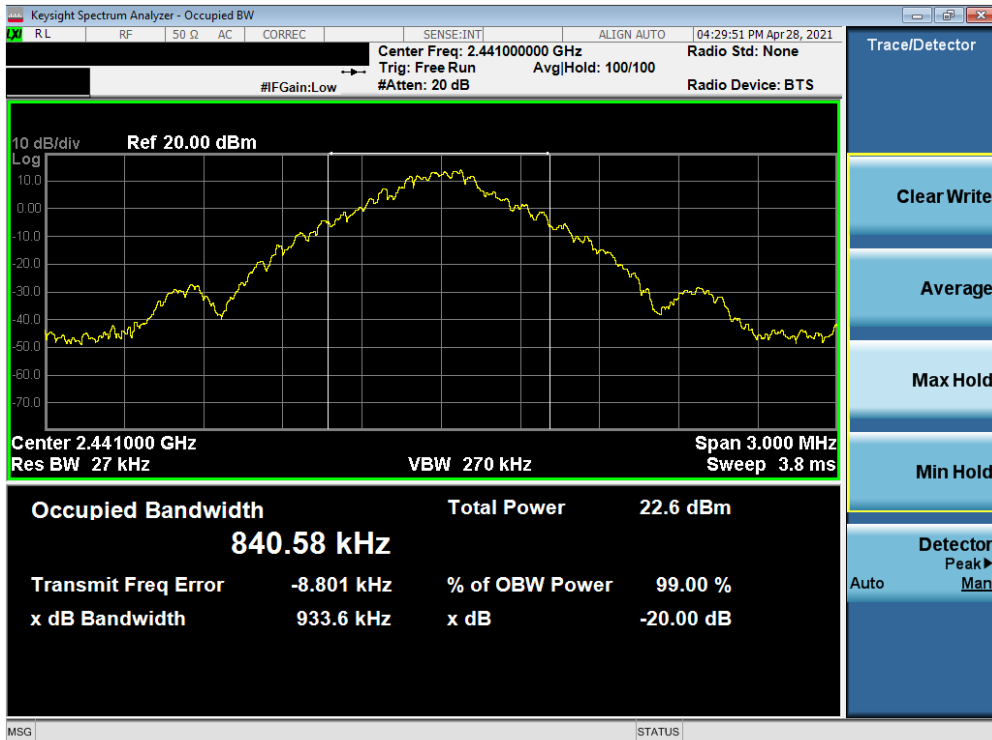
Frequency [MHz]	Data Rate [Mbps]	Mod.	Power Scheme	Channel No.	20dB Bandwidth Test Results
2402	1.0	GFSK	ePA	0	920.80
2441	1.0	GFSK	ePA	39	933.60
2480	1.0	GFSK	ePA	78	935.70
2402	1.0	GFSK	iPA	0	927.00
2441	1.0	GFSK	iPA	39	935.30
2480	1.0	GFSK	iPA	78	928.60
2402	2.0	$\pi/4$ -DQPSK	ePA	0	1314.00
2441	2.0	$\pi/4$ -DQPSK	ePA	39	1342.00
2480	2.0	$\pi/4$ -DQPSK	ePA	78	1353.00
2402	2.0	$\pi/4$ -DQPSK	iPA	0	1376.00
2441	2.0	$\pi/4$ -DQPSK	iPA	39	1264.00
2480	2.0	$\pi/4$ -DQPSK	iPA	78	1320.00
2402	3.0	8DPSK	ePA	0	1352.00
2441	3.0	8DPSK	ePA	39	1197.00
2480	3.0	8DPSK	ePA	78	1291.00
2402	3.0	8DPSK	iPA	0	1313.00
2441	3.0	8DPSK	iPA	39	1309.00
2480	3.0	8DPSK	iPA	78	1242.00

Table 7-2. Conducted 20dB Bandwidth Measurements – ANT0

FCC ID: A3LSMF711U1		MEASUREMENT REPORT (CERTIFICATION)		Approved by: Technical Manager
Test Report S/N: 1M2107290086-14.A3L	Test Dates: 04/16/2021 - 04/29/2021	EUT Type: Portable Handset		Page 13 of 139

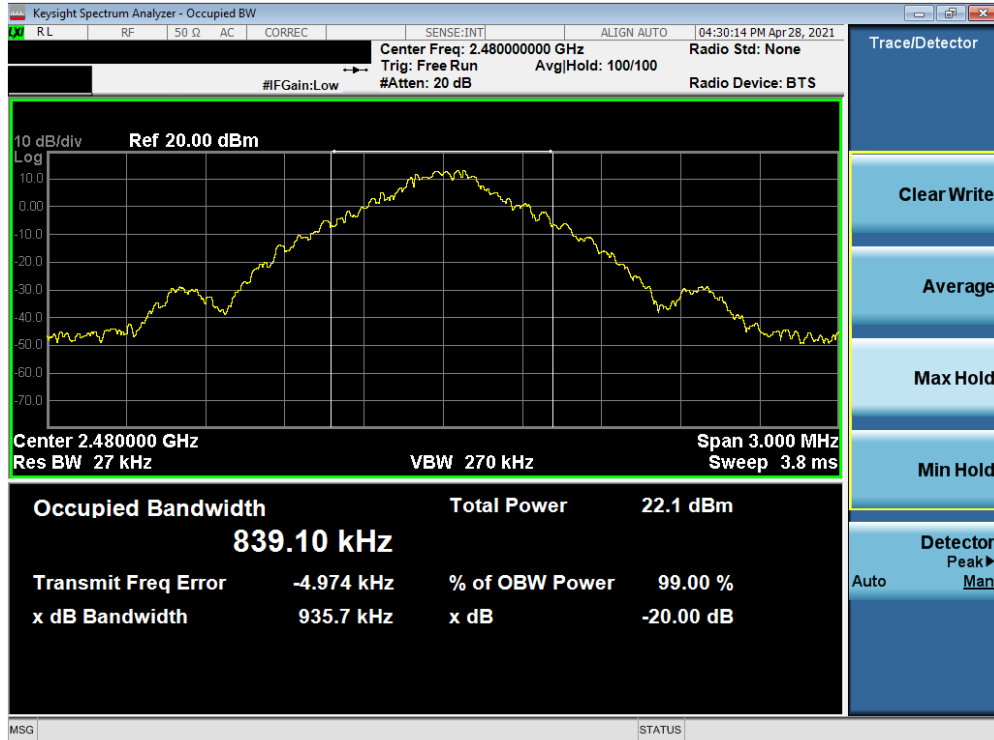


Plot 7-1. 20dB Bandwidth Plot (Bluetooth, 1Mbps, ePA – Ch. 0) – ANT0

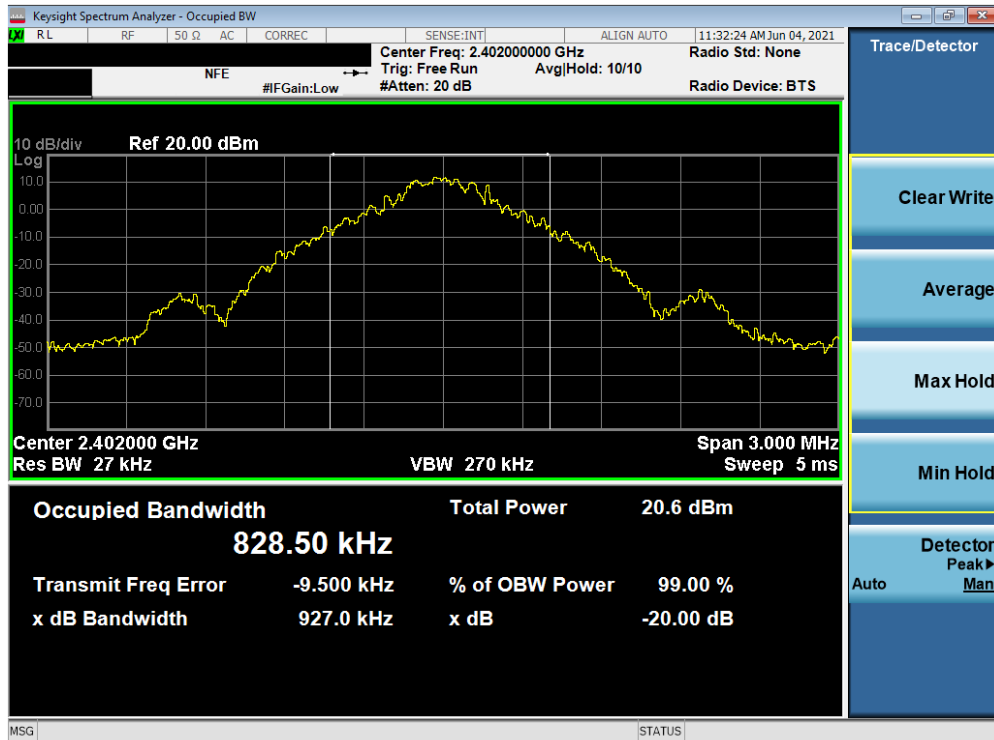


Plot 7-2. 20dB Bandwidth Plot (Bluetooth, 1Mbps, ePA – Ch. 39) – ANT0

FCC ID: A3LSMF711U1		MEASUREMENT REPORT (CERTIFICATION)		Approved by: Technical Manager
Test Report S/N: 1M2107290086-14.A3L	Test Dates: 04/16/2021 - 04/29/2021	EUT Type: Portable Handset		Page 14 of 139

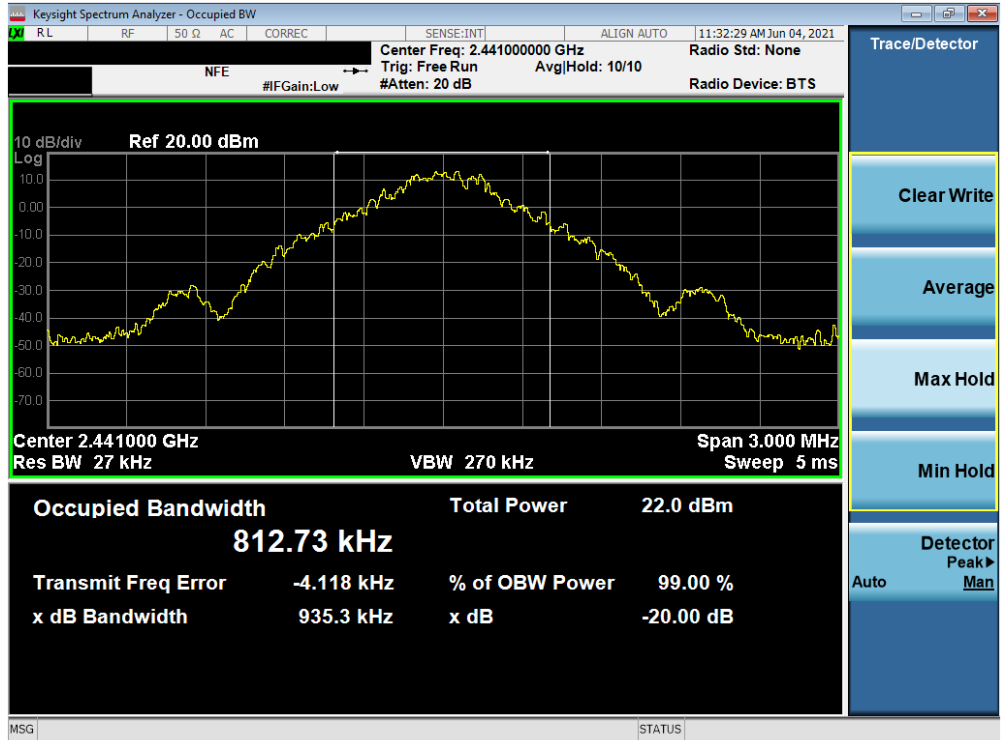


Plot 7-3. 20dB Bandwidth Plot (Bluetooth, 1Mbps, ePA – Ch. 78) – ANT0

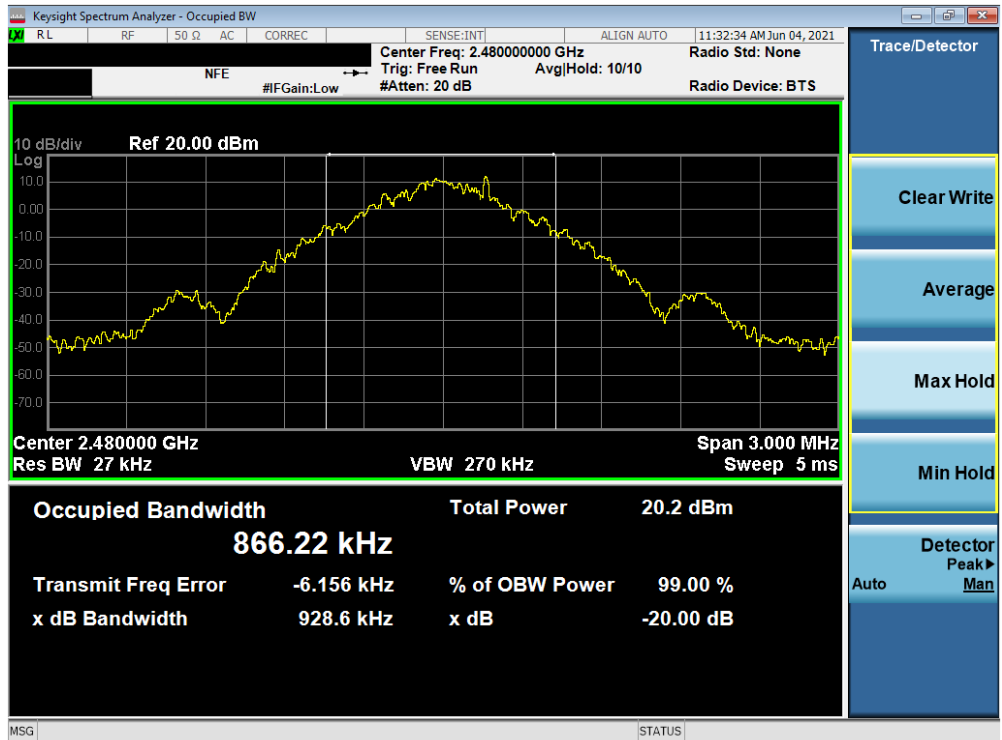


Plot 7-4. 20dB Bandwidth Plot (Bluetooth, 1Mbps, iPA – Ch. 0) – ANT0

FCC ID: A3LSMF711U1	PCTEST Proud to be part of element	MEASUREMENT REPORT (CERTIFICATION)	SAMSUNG	Approved by: Technical Manager
Test Report S/N: 1M2107290086-14.A3L	Test Dates: 04/16/2021 - 04/29/2021	EUT Type: Portable Handset		Page 15 of 139

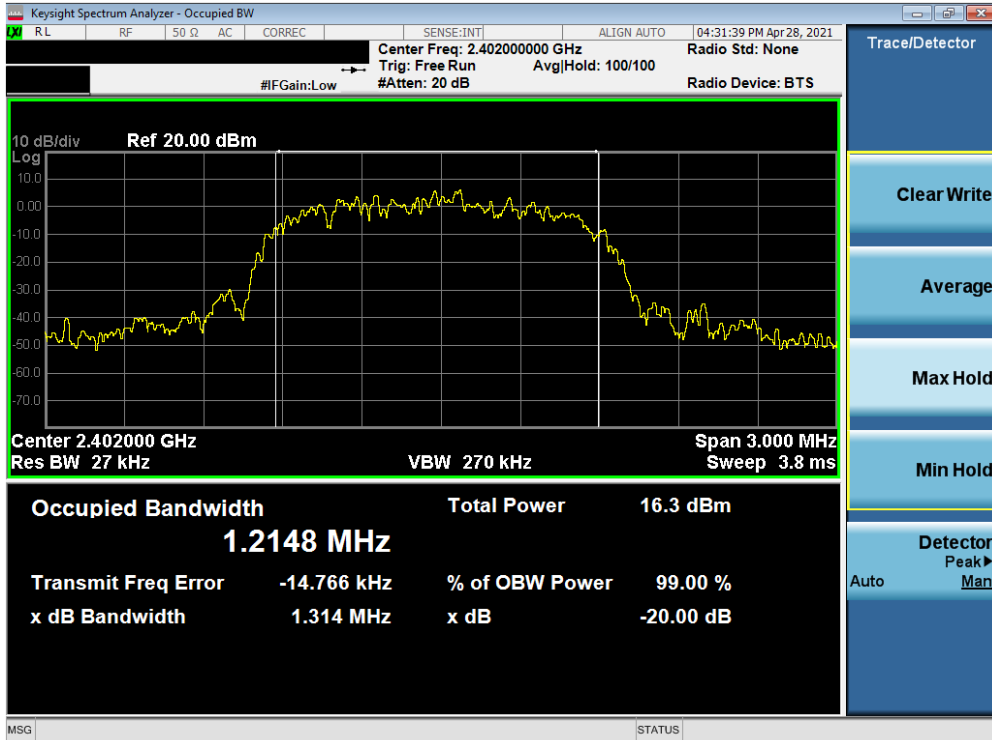


Plot 7-5. 20dB Bandwidth Plot (Bluetooth, 1Mbps, iPA – Ch. 39) – ANT0

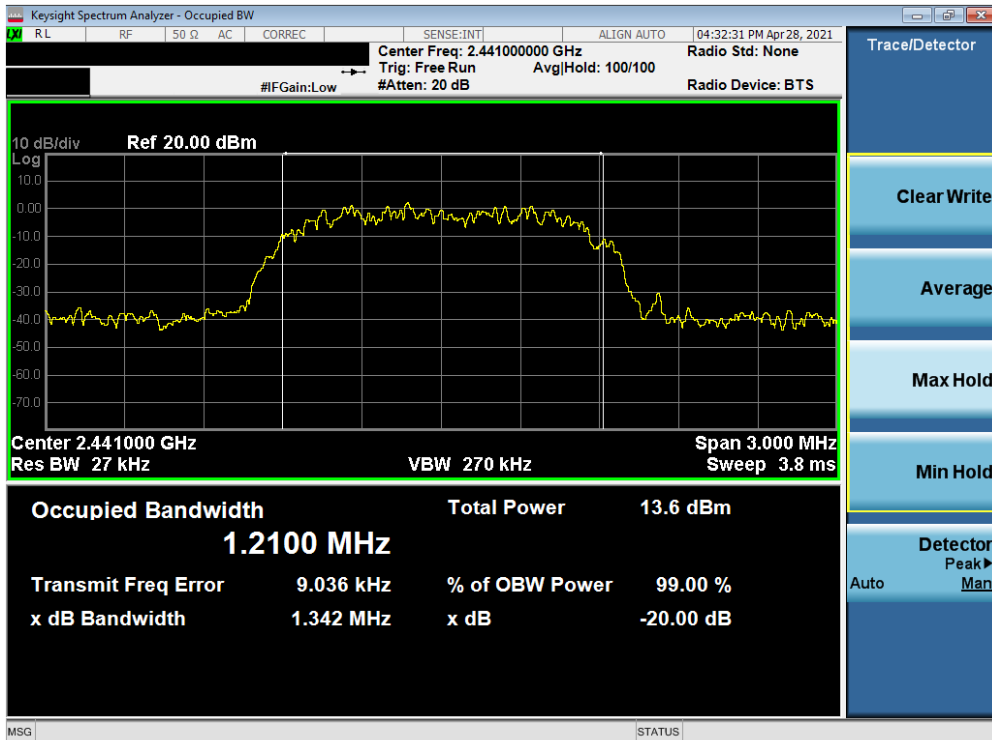


Plot 7-6. 20dB Bandwidth Plot (Bluetooth, 1Mbps, iPA – Ch. 78) – ANT0

FCC ID: A3LSMF711U1	PCTEST Proud to be part of element	MEASUREMENT REPORT (CERTIFICATION)	SAMSUNG	Approved by: Technical Manager
Test Report S/N: 1M2107290086-14.A3L	Test Dates: 04/16/2021 - 04/29/2021	EUT Type: Portable Handset		Page 16 of 139

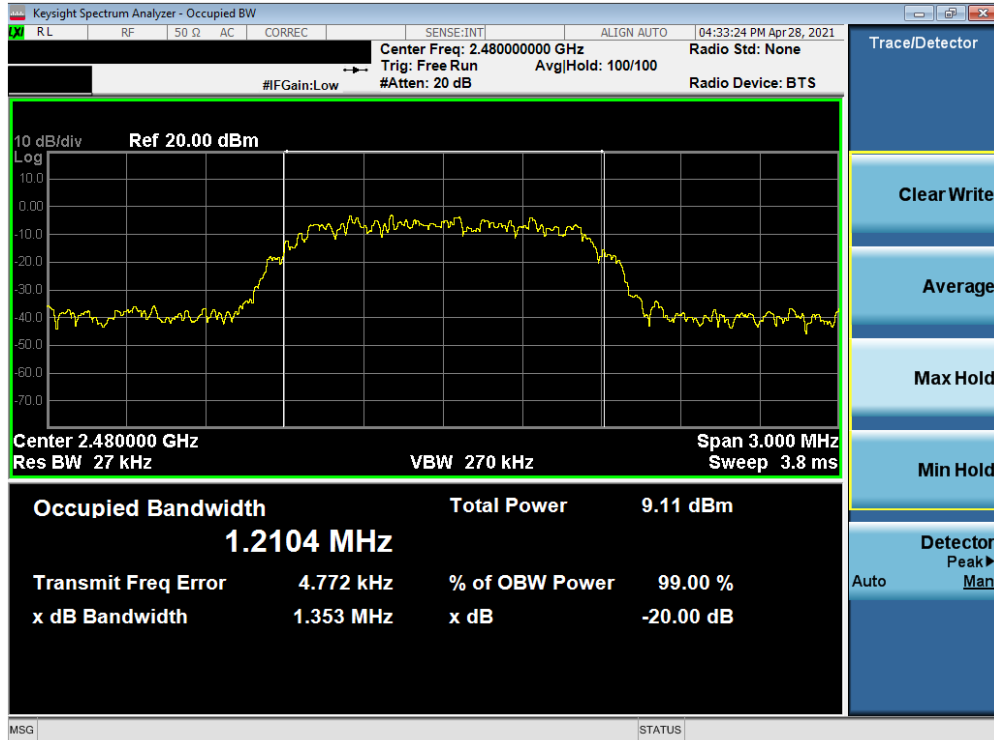


Plot 7-7. 20dB Bandwidth Plot (Bluetooth, 2Mbps, ePA – Ch. 0) – ANT0

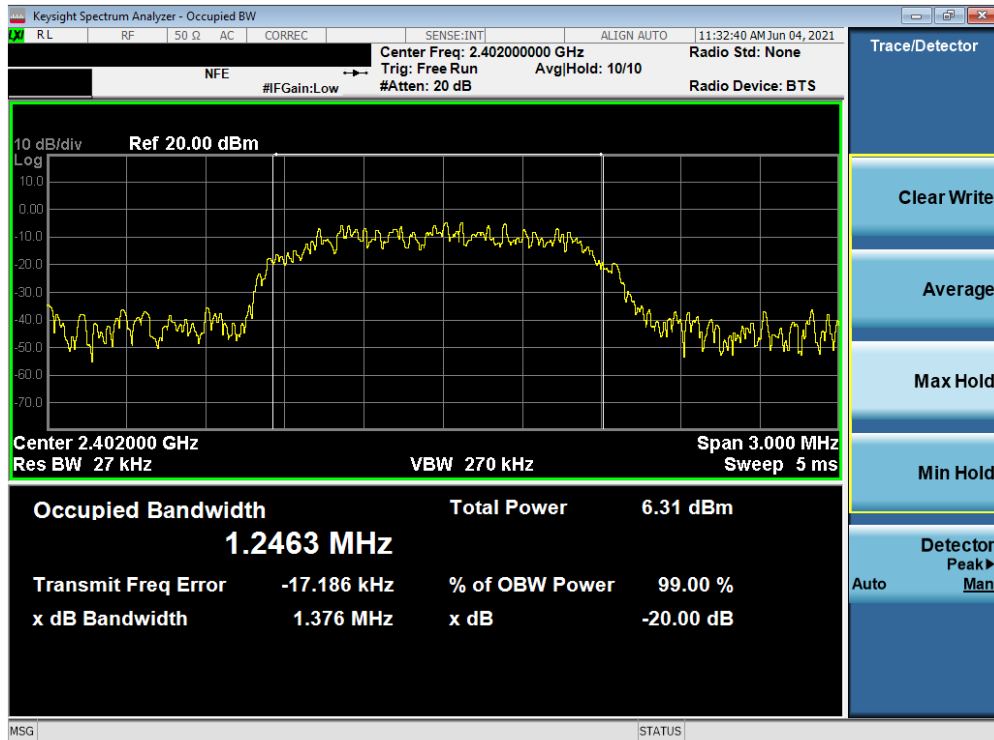


Plot 7-8. 20dB Bandwidth Plot (Bluetooth, 2Mbps, ePA – Ch. 39) – ANT0

FCC ID: A3LSMF711U1	PCTEST Proud to be part of element	MEASUREMENT REPORT (CERTIFICATION)		Approved by: Technical Manager
Test Report S/N: 1M2107290086-14.A3L	Test Dates: 04/16/2021 - 04/29/2021	EUT Type: Portable Handset		Page 17 of 139

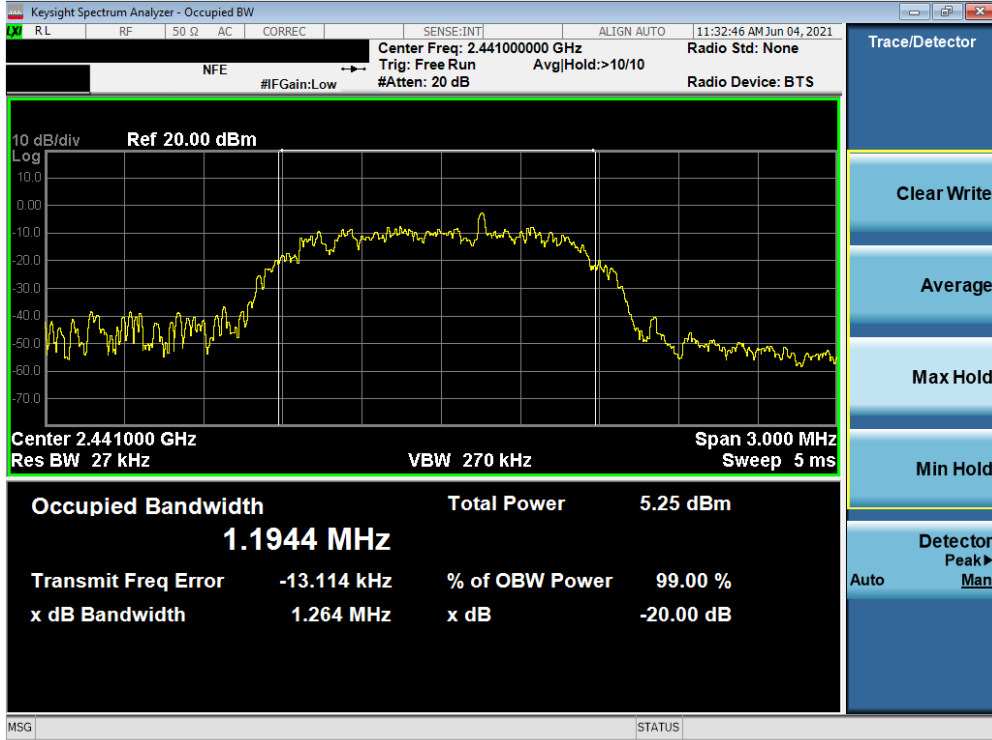


Plot 7-9. 20dB Bandwidth Plot (Bluetooth, 2Mbps, ePA – Ch. 78) – ANT0

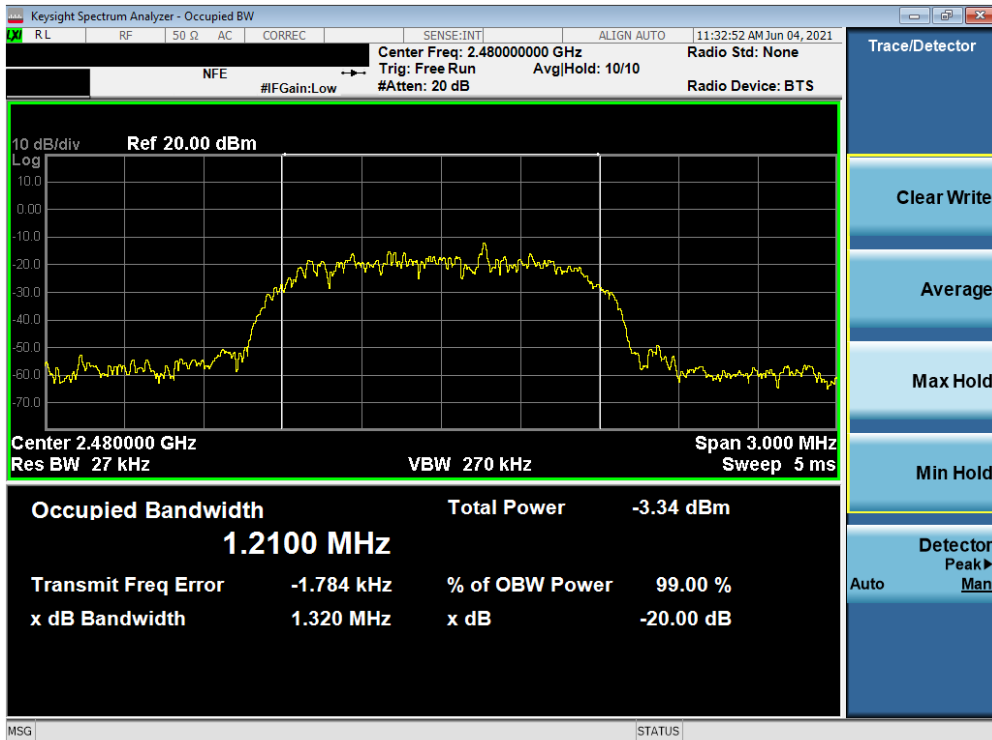


Plot 7-10. 20dB Bandwidth Plot (Bluetooth, 2Mbps, iPA – Ch. 0) – ANT0

FCC ID: A3LSMF711U1		MEASUREMENT REPORT (CERTIFICATION)		Approved by: Technical Manager
Test Report S/N: 1M2107290086-14.A3L	Test Dates: 04/16/2021 - 04/29/2021	EUT Type: Portable Handset		Page 18 of 139

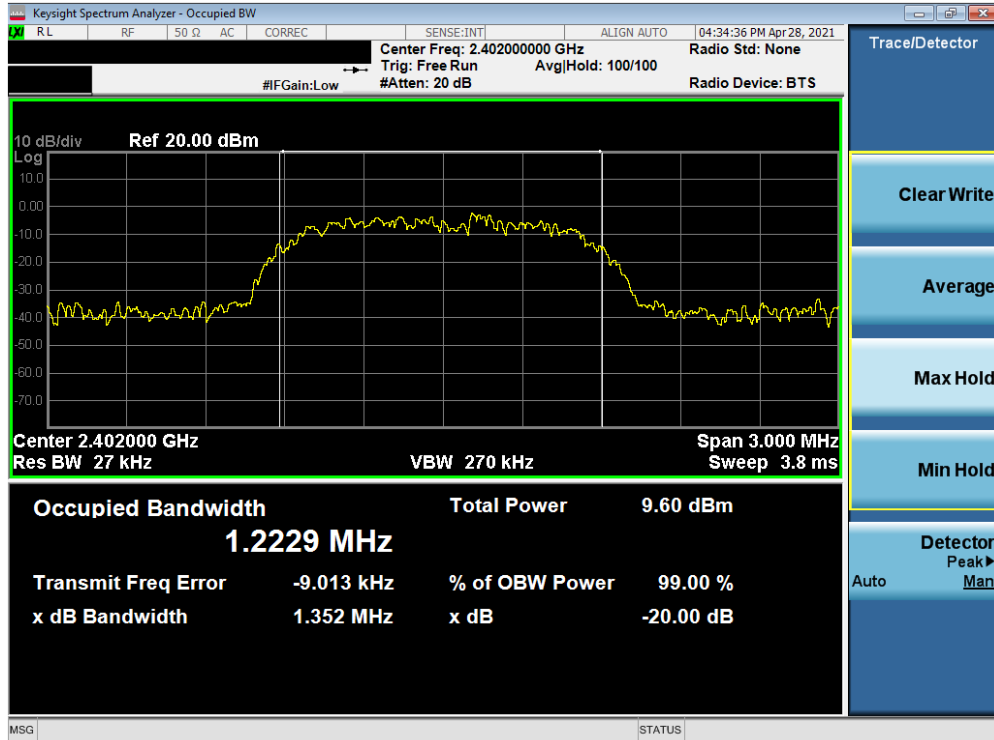


Plot 7-11. 20dB Bandwidth Plot (Bluetooth, 2Mbps, iPA – Ch. 39) – ANT0

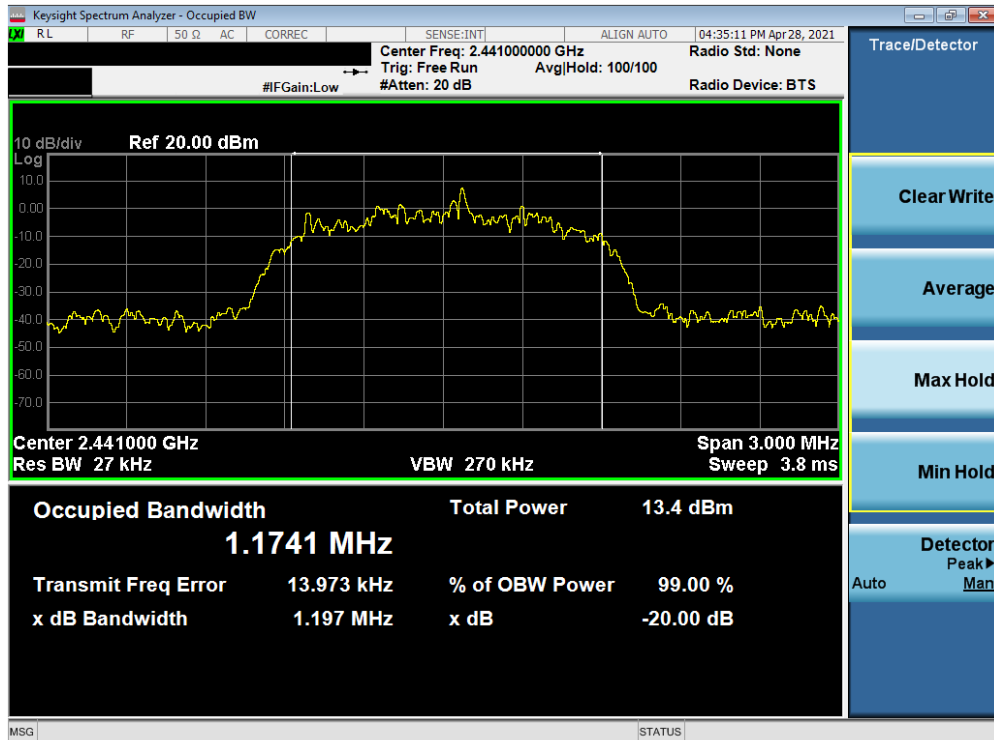


Plot 7-12. 20dB Bandwidth Plot (Bluetooth, 2Mbps, iPA – Ch. 78) – ANT0

FCC ID: A3LSMF711U1	PCTEST Proud to be part of element	MEASUREMENT REPORT (CERTIFICATION)	SAMSUNG	Approved by: Technical Manager
Test Report S/N: 1M2107290086-14.A3L	Test Dates: 04/16/2021 - 04/29/2021	EUT Type: Portable Handset		Page 19 of 139

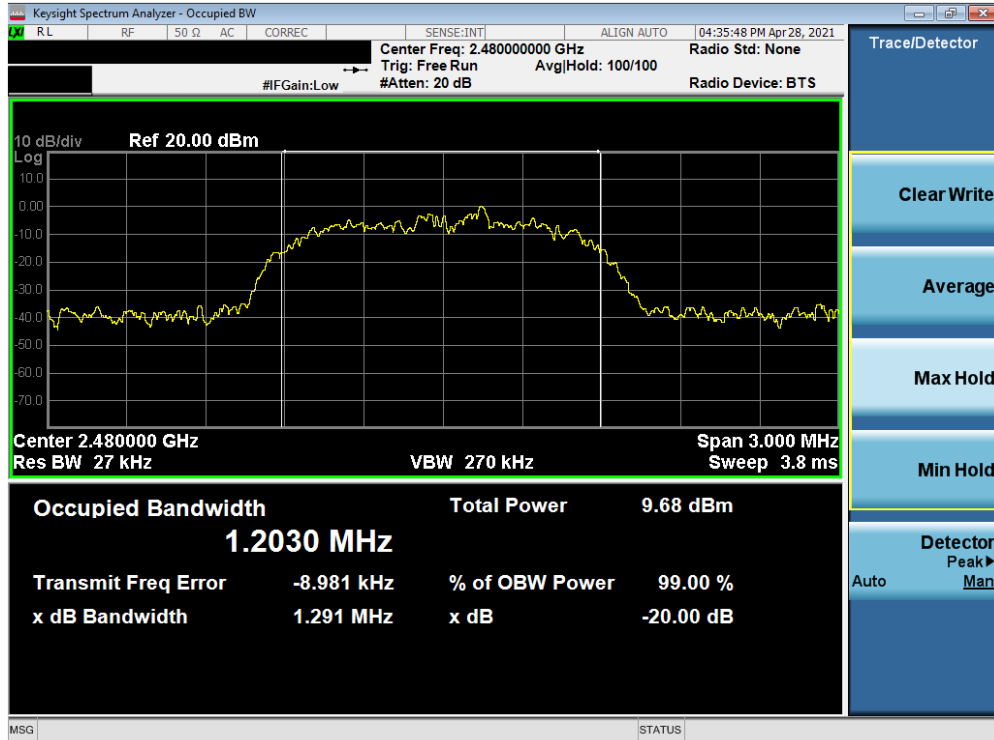


Plot 7-13. 20dB Bandwidth Plot (Bluetooth, 3Mbps, ePA – Ch. 0) – ANT0

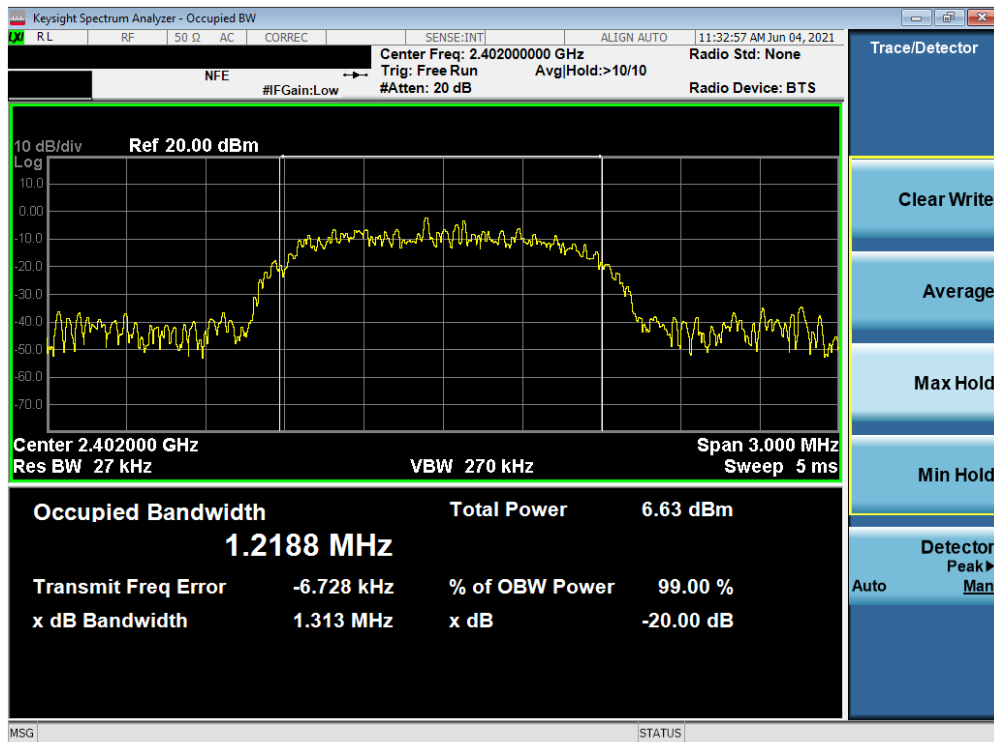


Plot 7-14. 20dB Bandwidth Plot (Bluetooth, 3Mbps, ePA – Ch. 39) – ANT0

FCC ID: A3LSMF711U1	PCTEST Proud to be part of element	MEASUREMENT REPORT (CERTIFICATION)	SAMSUNG	Approved by: Technical Manager
Test Report S/N: 1M2107290086-14.A3L	Test Dates: 04/16/2021 - 04/29/2021	EUT Type: Portable Handset		Page 20 of 139

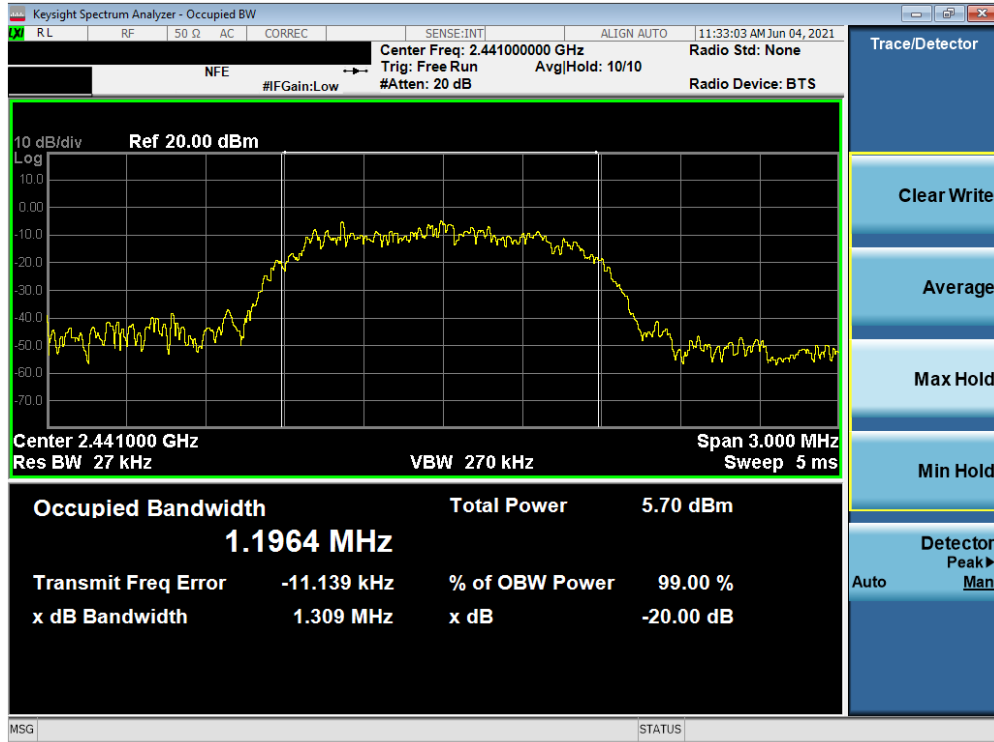


Plot 7-15. 20dB Bandwidth Plot (Bluetooth, 3Mbps, ePA – Ch. 78) – ANTO

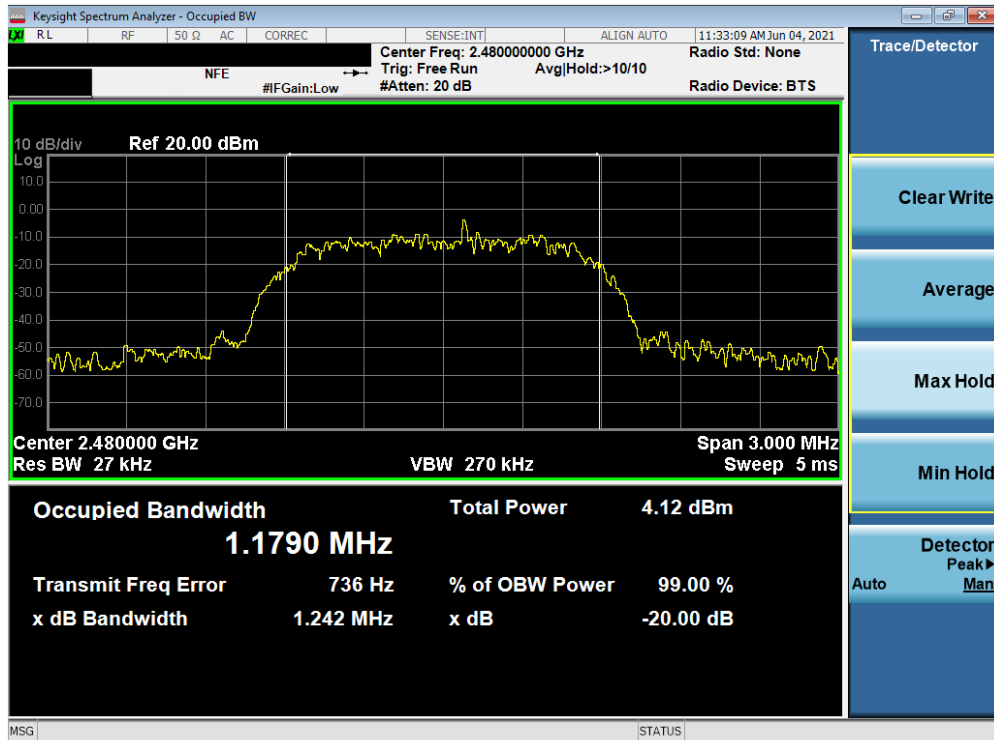


Plot 7-16. 20dB Bandwidth Plot (Bluetooth, 3Mbps, iPA – Ch. 0) – ANTO

FCC ID: A3LSMF711U1		MEASUREMENT REPORT (CERTIFICATION)		Approved by: Technical Manager
Test Report S/N: 1M2107290086-14.A3L	Test Dates: 04/16/2021 - 04/29/2021	EUT Type: Portable Handset		Page 21 of 139



Plot 7-17. 20dB Bandwidth Plot (Bluetooth, 3Mbps, iPA – Ch. 39) – ANT0



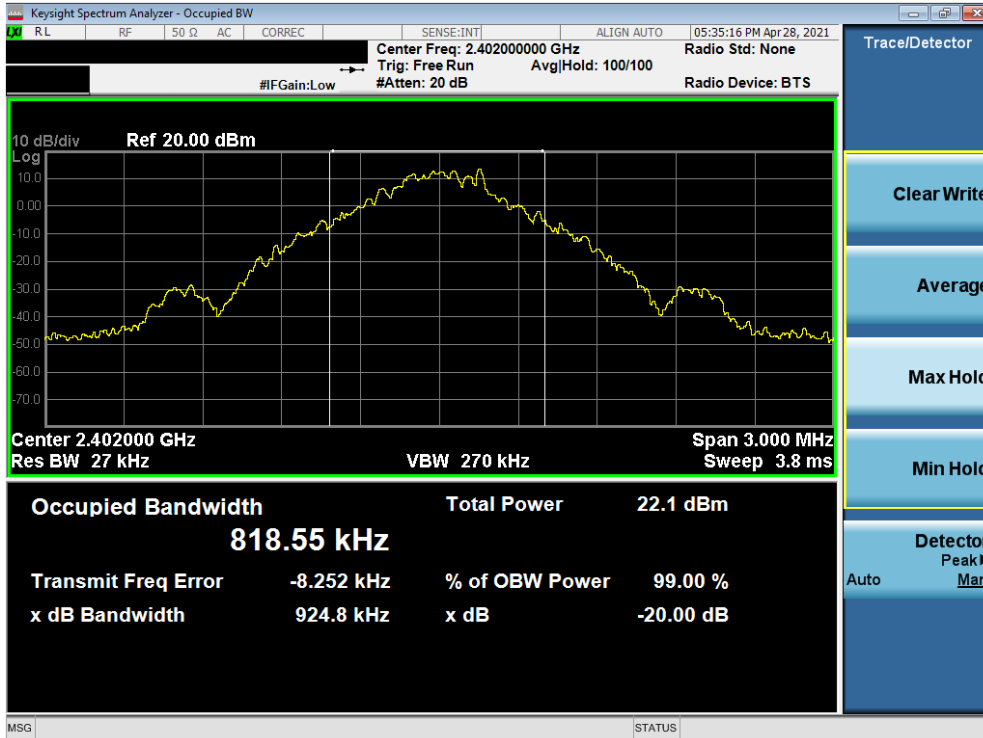
Plot 7-18. 20dB Bandwidth Plot (Bluetooth, 3Mbps, iPA – Ch. 78) – ANT0

FCC ID: A3LSMF711U1	PCTEST Proud to be part of element	MEASUREMENT REPORT (CERTIFICATION)	SAMSUNG	Approved by: Technical Manager
Test Report S/N: 1M2107290086-14.A3L	Test Dates: 04/16/2021 - 04/29/2021	EUT Type: Portable Handset		Page 22 of 139

Frequency [MHz]	Data Rate [Mbps]	Mod.	Power Scheme	Channel No.	20dB Bandwidth Test Results
2402	1.0	GFSK	ePA	0	924.80
2441	1.0	GFSK	ePA	39	932.60
2480	1.0	GFSK	ePA	78	939.10
2402	1.0	GFSK	iPA	0	849.00
2441	1.0	GFSK	iPA	39	933.80
2480	1.0	GFSK	iPA	78	861.90
2402	2.0	$\pi/4$ -DQPSK	ePA	0	1353.00
2441	2.0	$\pi/4$ -DQPSK	ePA	39	1281.00
2480	2.0	$\pi/4$ -DQPSK	ePA	78	1341.00
2402	2.0	$\pi/4$ -DQPSK	iPA	0	1288.00
2441	2.0	$\pi/4$ -DQPSK	iPA	39	1306.00
2480	2.0	$\pi/4$ -DQPSK	iPA	78	1341.00
2402	3.0	8DPSK	ePA	0	1260.00
2441	3.0	8DPSK	ePA	39	1318.00
2480	3.0	8DPSK	ePA	78	1299.00
2402	3.0	8DPSK	iPA	0	1296.00
2441	3.0	8DPSK	iPA	39	1338.00
2480	3.0	8DPSK	iPA	78	1287.00

Table 7-3. Conducted 20dB Bandwidth Measurements – ANT1

FCC ID: A3LSMF711U1	 PCTEST [®] Proud to be part of element	MEASUREMENT REPORT (CERTIFICATION)		Approved by: Technical Manager
Test Report S/N: 1M2107290086-14.A3L	Test Dates: 04/16/2021 - 04/29/2021	EUT Type: Portable Handset		Page 23 of 139

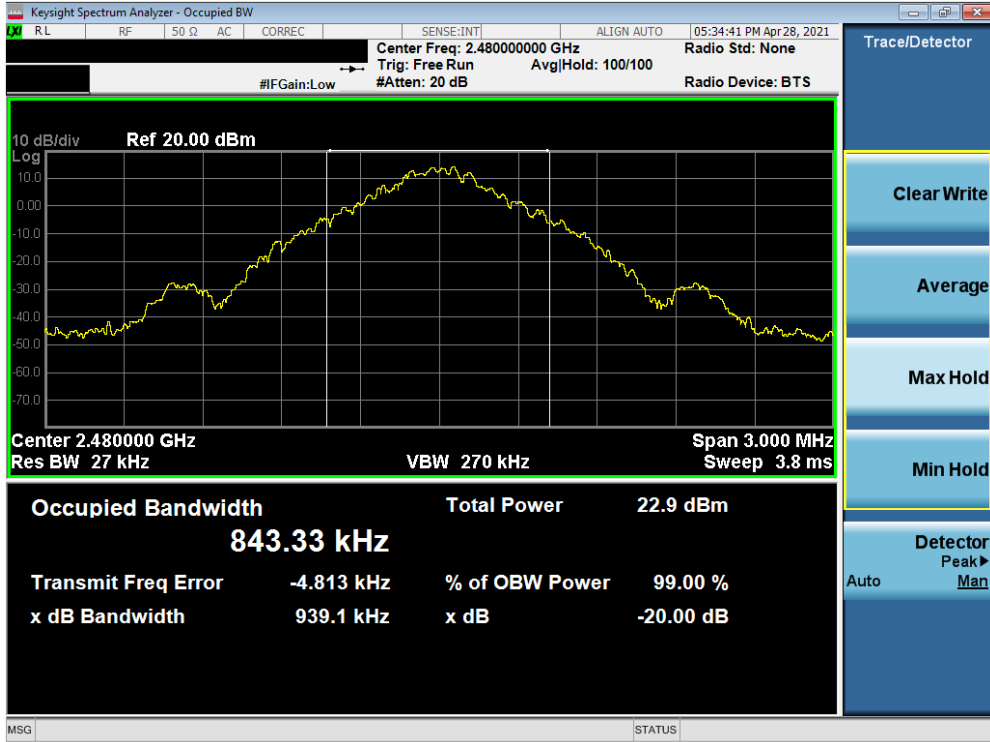


Plot 7-19. 20dB Bandwidth Plot (Bluetooth, 1Mbps, ePA – Ch. 0) – ANT1

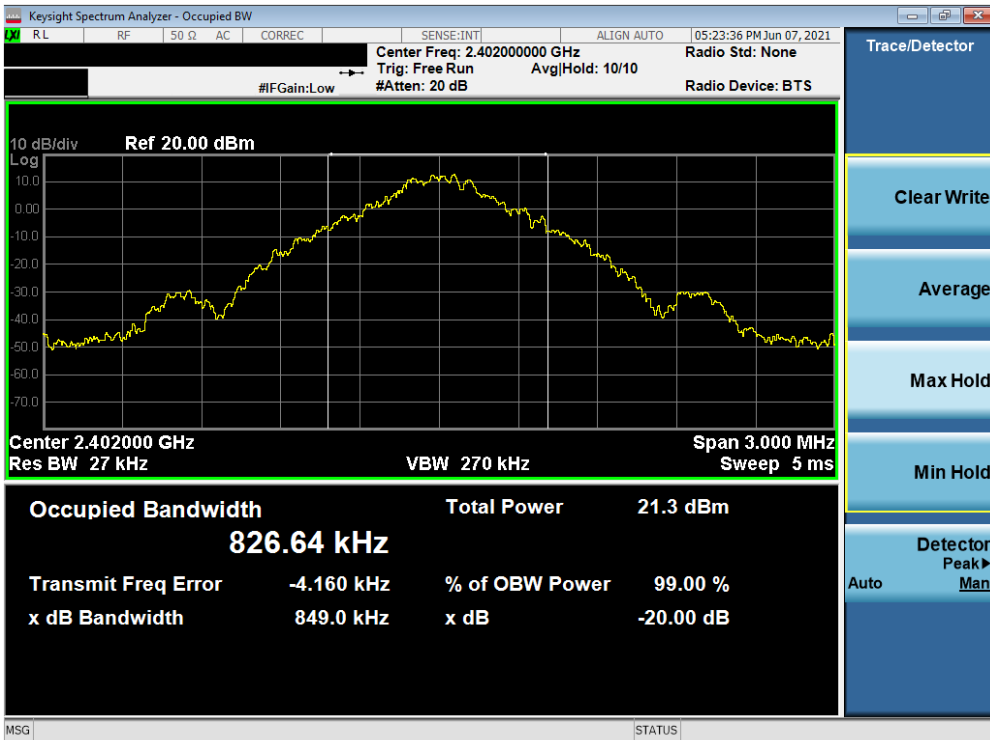


Plot 7-20. 20dB Bandwidth Plot (Bluetooth, 1Mbps, ePA – Ch. 39) – ANT1

FCC ID: A3LSMF711U1	PCTEST Proud to be part of element	MEASUREMENT REPORT (CERTIFICATION)	SAMSUNG	Approved by: Technical Manager
Test Report S/N: 1M2107290086-14.A3L	Test Dates: 04/16/2021 - 04/29/2021	EUT Type: Portable Handset		Page 24 of 139

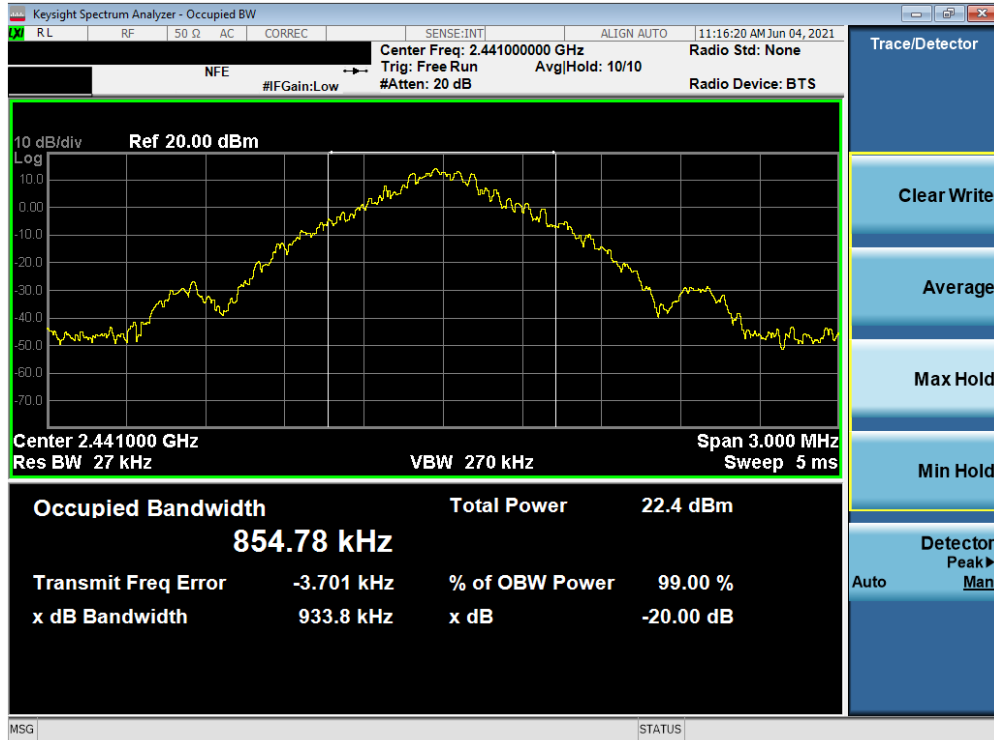


Plot 7-21. 20dB Bandwidth Plot (Bluetooth, 1Mbps, ePA – Ch. 78) – ANT1

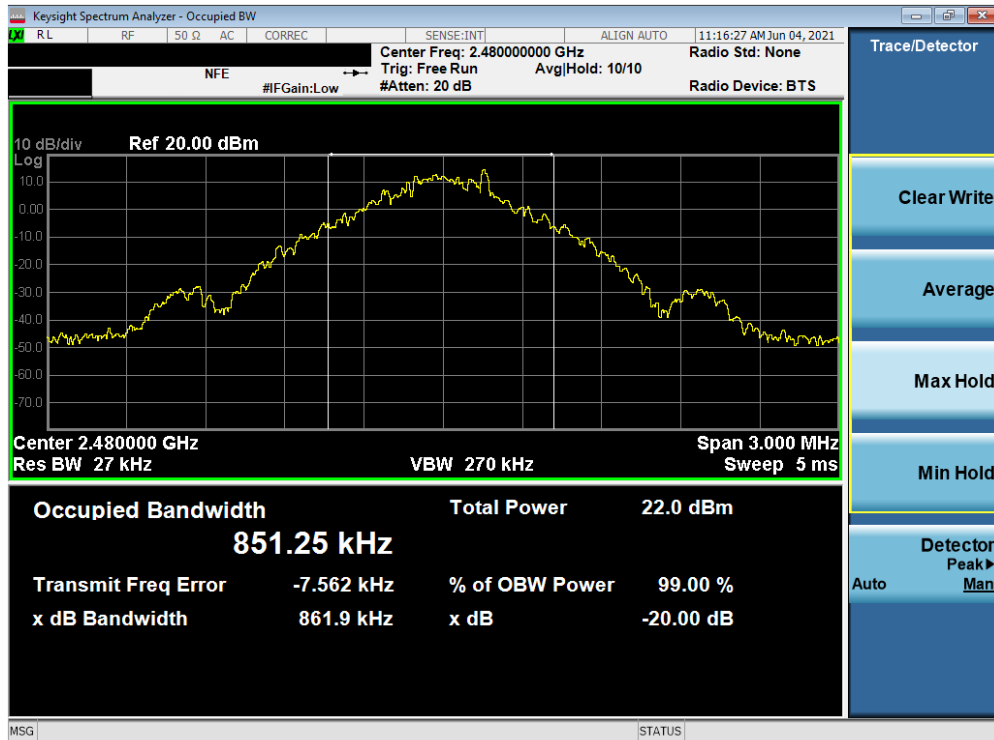


Plot 7-22. 20dB Bandwidth Plot (Bluetooth, 1Mbps, iPA – Ch. 0) – ANT1

FCC ID: A3LSMF711U1		MEASUREMENT REPORT (CERTIFICATION)		Approved by: Technical Manager
Test Report S/N: 1M2107290086-14.A3L	Test Dates: 04/16/2021 - 04/29/2021	EUT Type: Portable Handset		Page 25 of 139

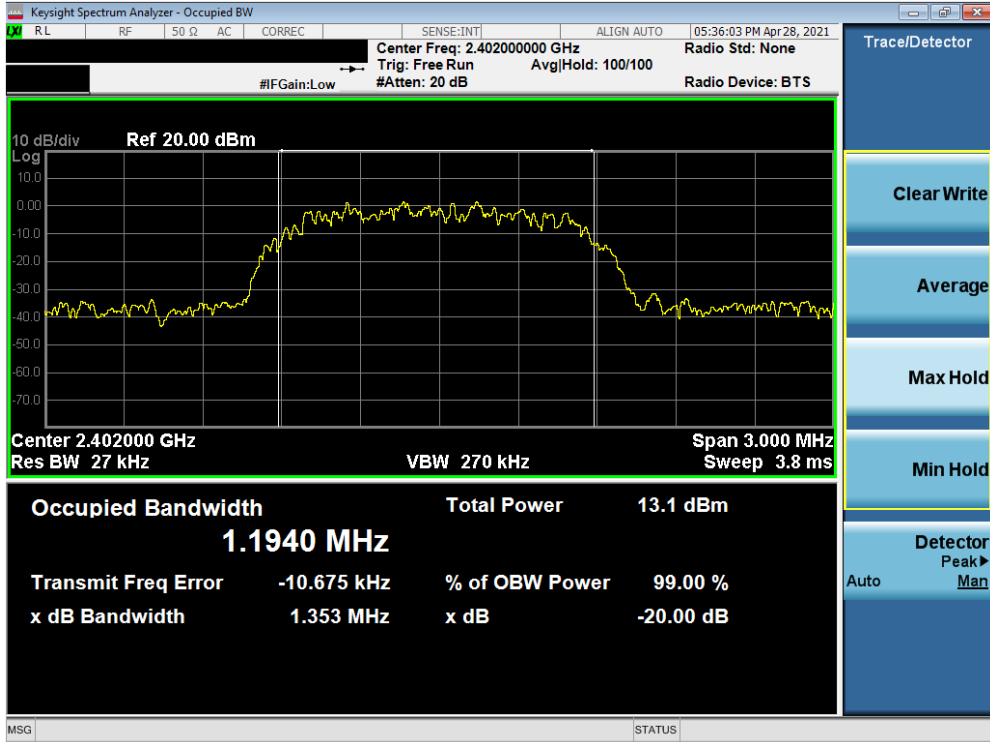


Plot 7-23. 20dB Bandwidth Plot (Bluetooth, 1Mbps, iPA – Ch. 39) – ANT1

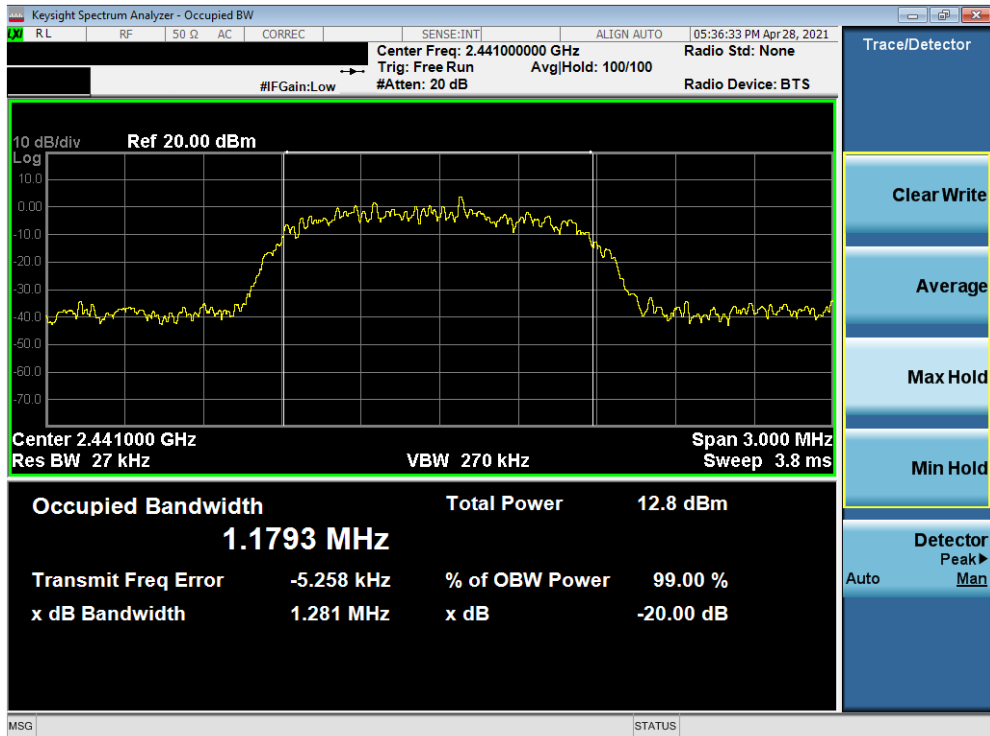


Plot 7-24. 20dB Bandwidth Plot (Bluetooth, 1Mbps, iPA – Ch. 78) – ANT1

FCC ID: A3LSMF711U1		MEASUREMENT REPORT (CERTIFICATION)		Approved by: Technical Manager
Test Report S/N: 1M2107290086-14.A3L	Test Dates: 04/16/2021 - 04/29/2021	EUT Type: Portable Handset		Page 26 of 139

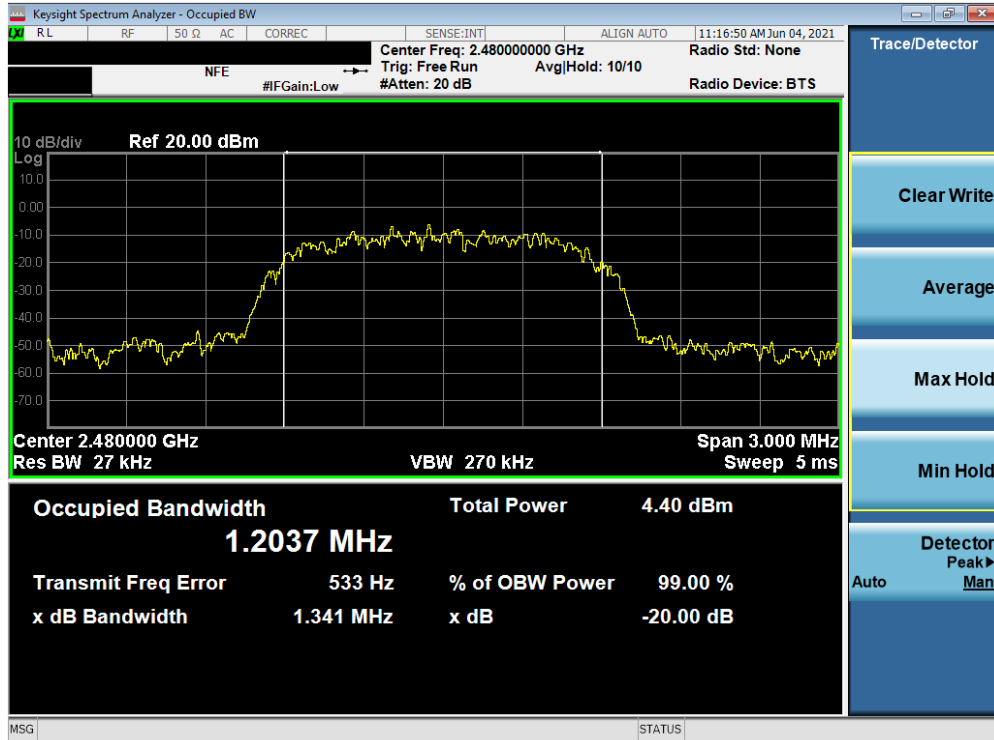


Plot 7-25. 20dB Bandwidth Plot (Bluetooth, 2Mbps, ePA – Ch. 0) – ANT1

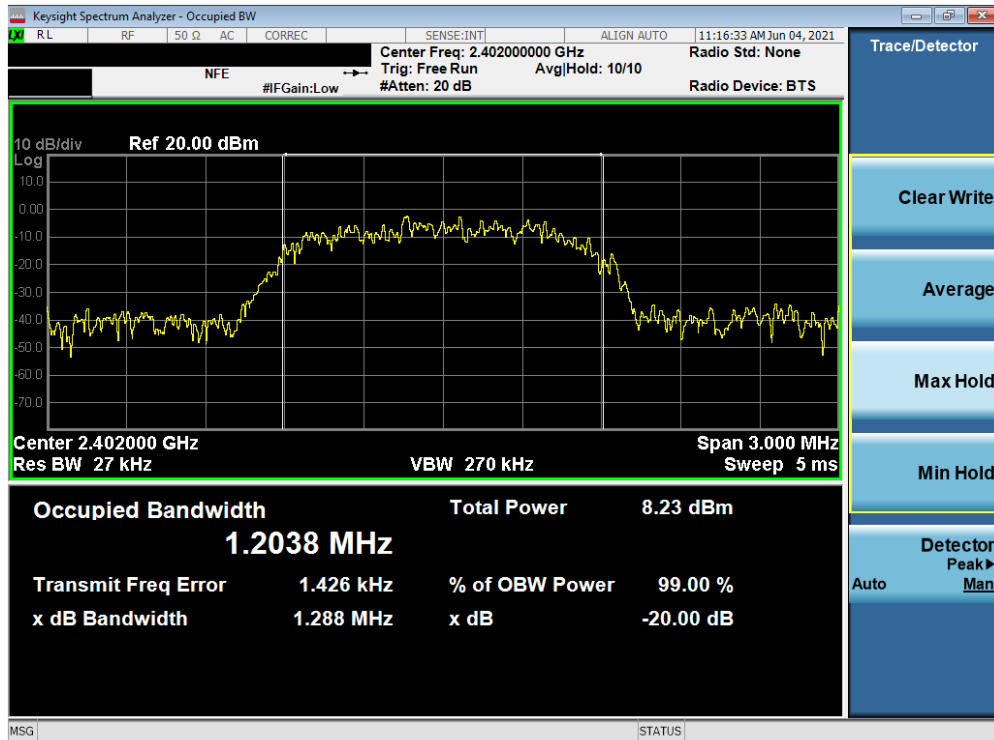


Plot 7-26. 20dB Bandwidth Plot (Bluetooth, 2Mbps, ePA – Ch. 39) – ANT1

FCC ID: A3LSMF711U1	PCTEST Proud to be part of element	MEASUREMENT REPORT (CERTIFICATION)	SAMSUNG	Approved by: Technical Manager
Test Report S/N: 1M2107290086-14.A3L	Test Dates: 04/16/2021 - 04/29/2021	EUT Type: Portable Handset		Page 27 of 139

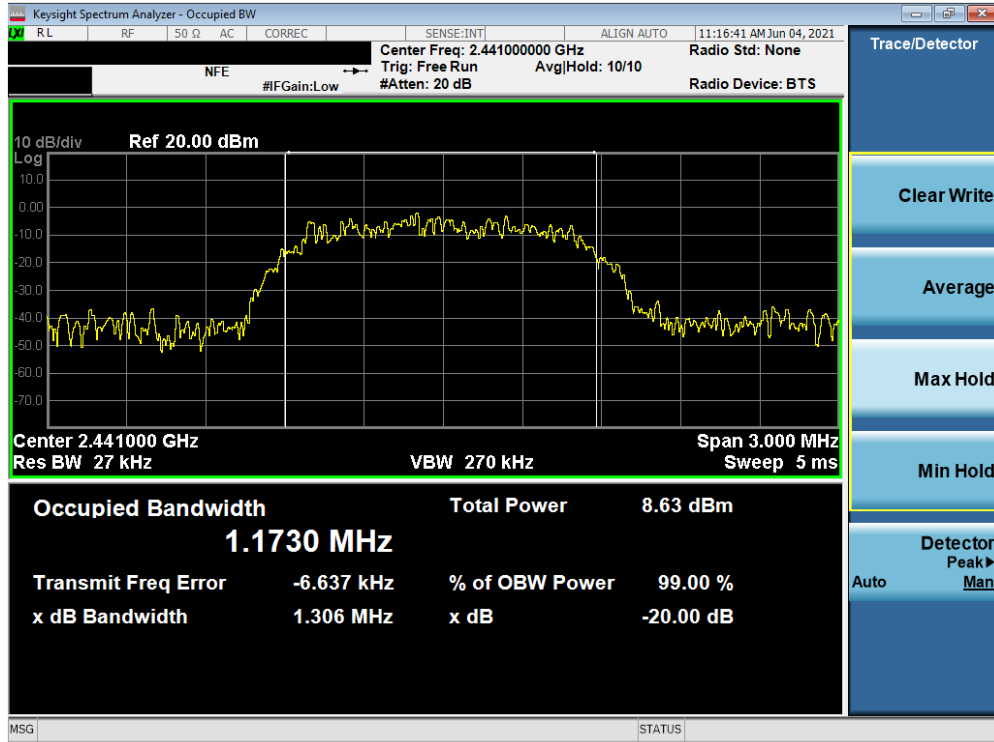


Plot 7-27. 20dB Bandwidth Plot (Bluetooth, 2Mbps, ePA – Ch. 78) – ANT1

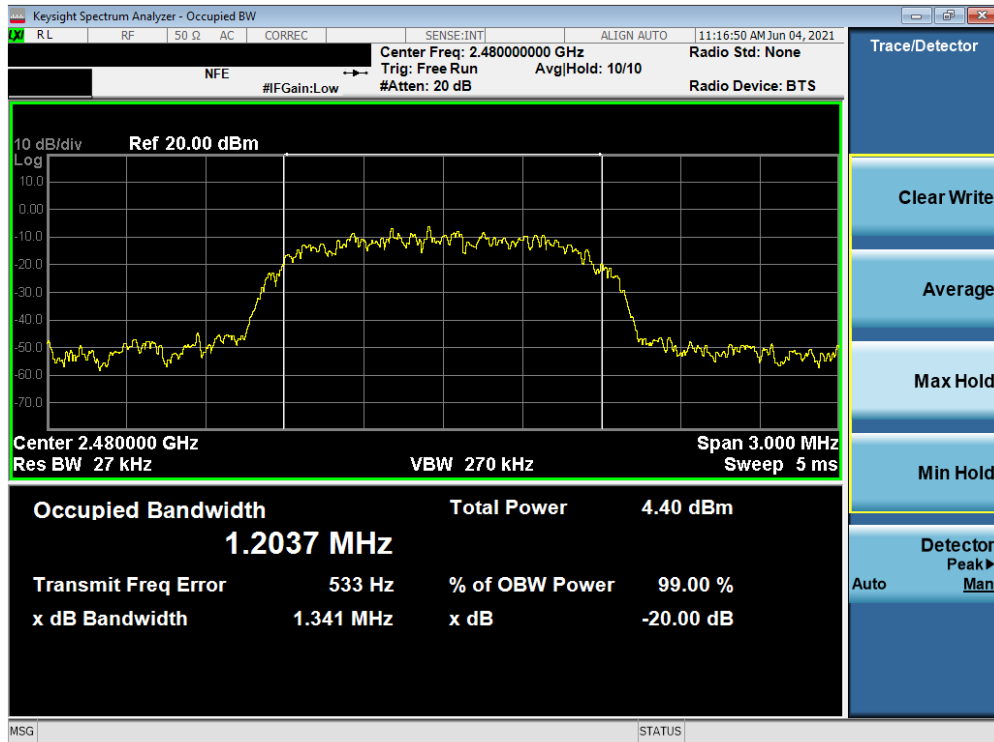


Plot 7-28. 20dB Bandwidth Plot (Bluetooth, 2Mbps, iPA – Ch. 0) – ANT1

FCC ID: A3LSMF711U1		MEASUREMENT REPORT (CERTIFICATION)		Approved by: Technical Manager
Test Report S/N: 1M2107290086-14.A3L	Test Dates: 04/16/2021 - 04/29/2021	EUT Type: Portable Handset		Page 28 of 139

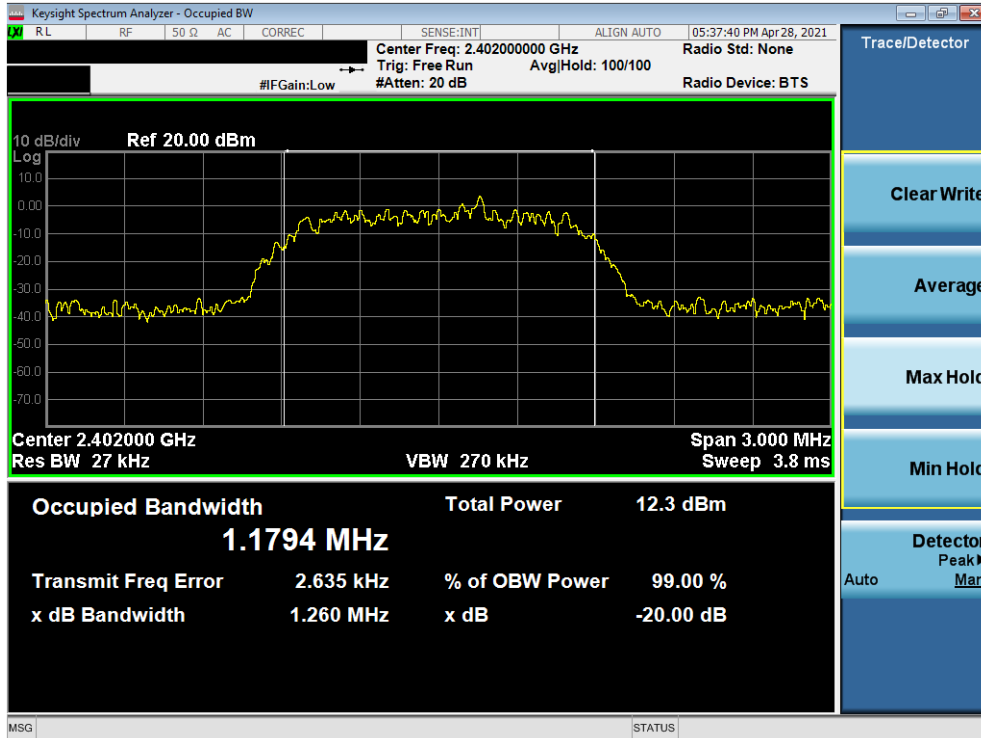


Plot 7-29. 20dB Bandwidth Plot (Bluetooth, 2Mbps, iPA – Ch. 39) – ANT1

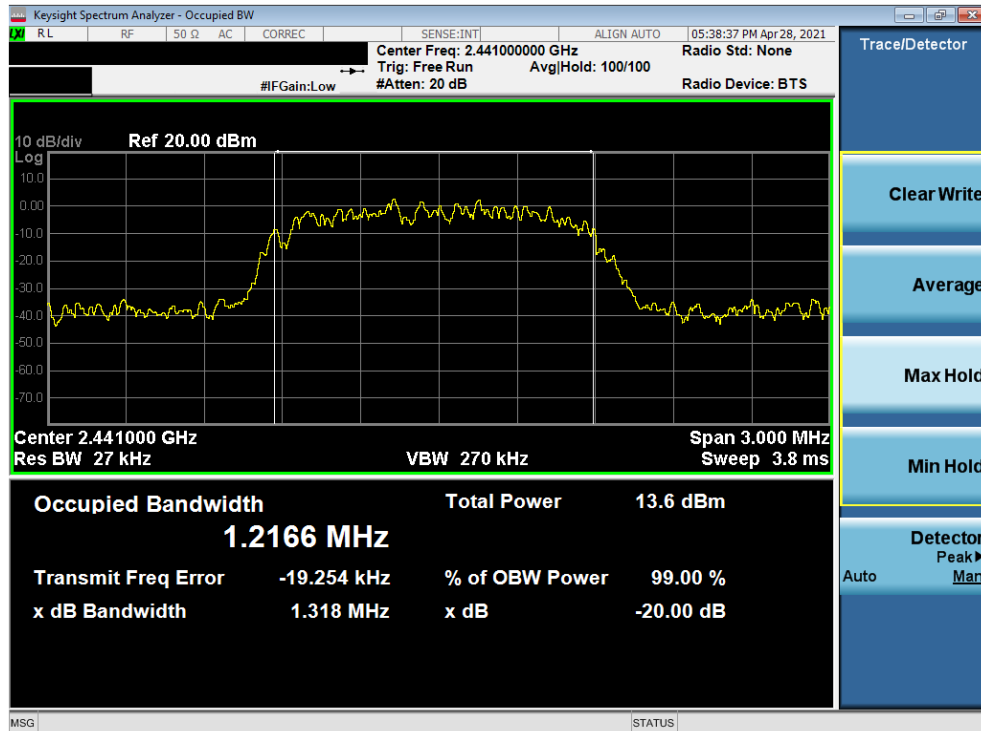


Plot 7-30. 20dB Bandwidth Plot (Bluetooth, 2Mbps, iPA – Ch. 78) – ANT1

FCC ID: A3LSMF711U1	PCTEST Proud to be part of element	MEASUREMENT REPORT (CERTIFICATION)	SAMSUNG	Approved by: Technical Manager
Test Report S/N: 1M2107290086-14.A3L	Test Dates: 04/16/2021 - 04/29/2021	EUT Type: Portable Handset		Page 29 of 139

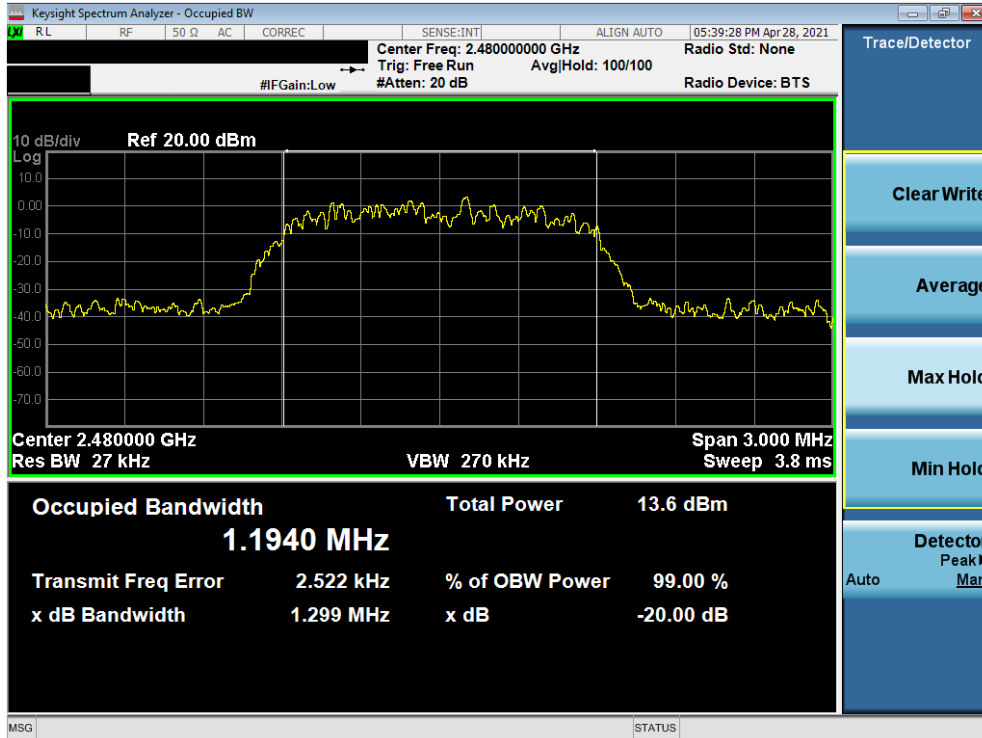


Plot 7-31. 20dB Bandwidth Plot (Bluetooth, 3Mbps, ePA – Ch. 0) – ANT1

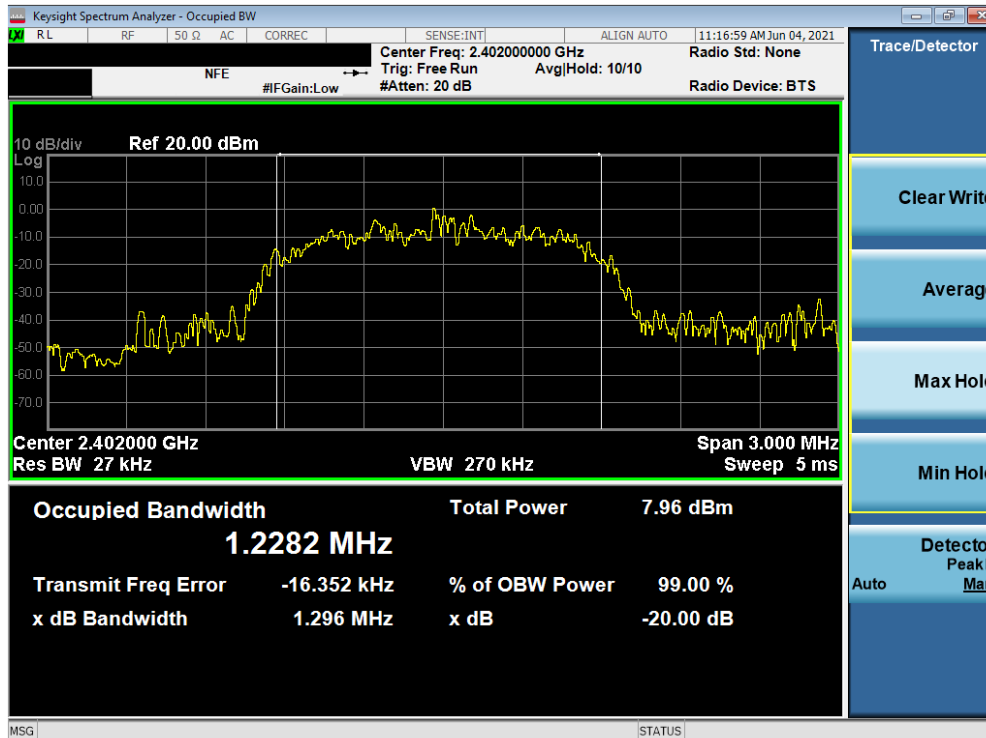


Plot 7-32. 20dB Bandwidth Plot (Bluetooth, 3Mbps, ePA – Ch. 39) – ANT1

FCC ID: A3LSMF711U1		MEASUREMENT REPORT (CERTIFICATION)		Approved by: Technical Manager
Test Report S/N: 1M2107290086-14.A3L	Test Dates: 04/16/2021 - 04/29/2021	EUT Type: Portable Handset		Page 30 of 139

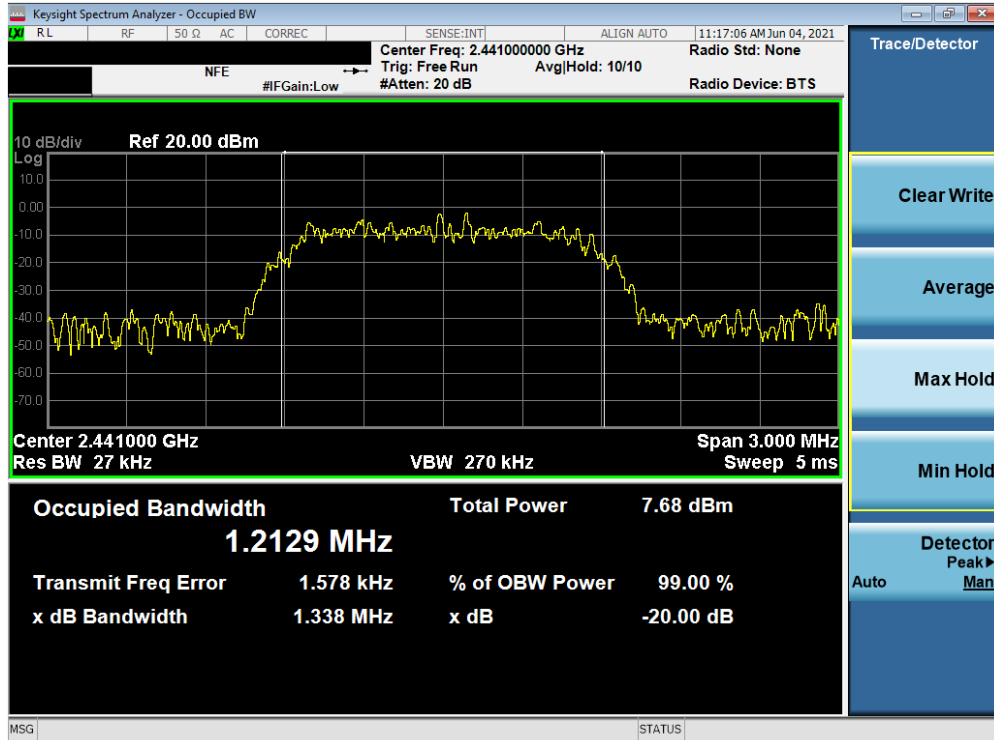


Plot 7-33. 20dB Bandwidth Plot (Bluetooth, 3Mbps, ePA – Ch. 78) – ANT1

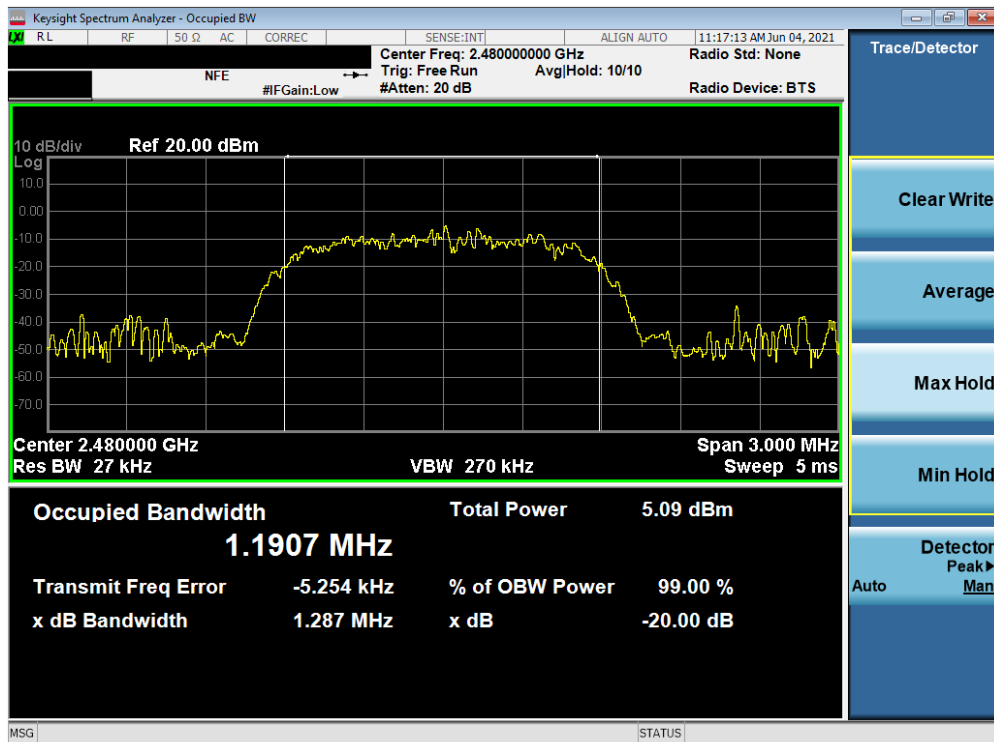


Plot 7-34. 20dB Bandwidth Plot (Bluetooth, 3Mbps, iPA – Ch. 0) – ANT1

FCC ID: A3LSMF711U1	PCTEST Proud to be part of element	MEASUREMENT REPORT (CERTIFICATION)	SAMSUNG	Approved by: Technical Manager
Test Report S/N: 1M2107290086-14.A3L	Test Dates: 04/16/2021 - 04/29/2021	EUT Type: Portable Handset		Page 31 of 139



Plot 7-35. 20dB Bandwidth Plot (Bluetooth, 3Mbps, iPA – Ch. 39) – ANT1



Plot 7-36. 20dB Bandwidth Plot (Bluetooth, 3Mbps, iPA – Ch. 78) – ANT1

FCC ID: A3LSMF711U1		MEASUREMENT REPORT (CERTIFICATION)		Approved by: Technical Manager
Test Report S/N: 1M2107290086-14.A3L	Test Dates: 04/16/2021 - 04/29/2021	EUT Type: Portable Handset		Page 32 of 139

7.3 Output Power Measurement

§15.247 (b.1); RSS-247 [5.4(2)]

Test Overview and Limits

Measurement is made while the EUT is operating in non-hopping transmission mode. The powers shown below were measured using a spectrum analyzer with a Bluetooth signaling test set (Agilent Model: N4010A) used only to maintain a Bluetooth link with the EUT. Average power measurements are performed using the analyzer's "burst power" function with RBW = 3MHz. The burst power function triggers on a single set burst set to maximum power and measures the maximum average power on the on-time.

The maximum permissible output power is 1 Watt.

Test Procedure Used

ANSI C63.10-2013 – Section 7.8.5

ANSI C63.10-2013 – Section 11.9.2.3.2 method AVGPM-G

Test Settings

Peak Power Measurement

1. Span = approximately 5x 20dB bandwidth, centered on hopping channel
2. RBW > 20dB bandwidth of emission being measured
3. VBW ≥ RBW
4. Sweep = auto
5. Detector = peak
6. Trace mode = max hold
7. The trace was allowed to stabilize

Test Setup

The EUT and measurement equipment were set up as shown in the diagram below.



Figure 7-2. Test Instrument & Measurement Setup

FCC ID: A3LSMF711U1		MEASUREMENT REPORT (CERTIFICATION)		Approved by: Technical Manager
Test Report S/N: 1M2107290086-14.A3L	Test Dates: 04/16/2021 - 04/29/2021	EUT Type: Portable Handset		Page 33 of 139

Note

1. This unit was tested with all possible data rates and the highest peak power is reported with the unit transmitting at 3Mbps. Final results were obtained using calibrated couplers, attenuators and cables. The following formula was used:

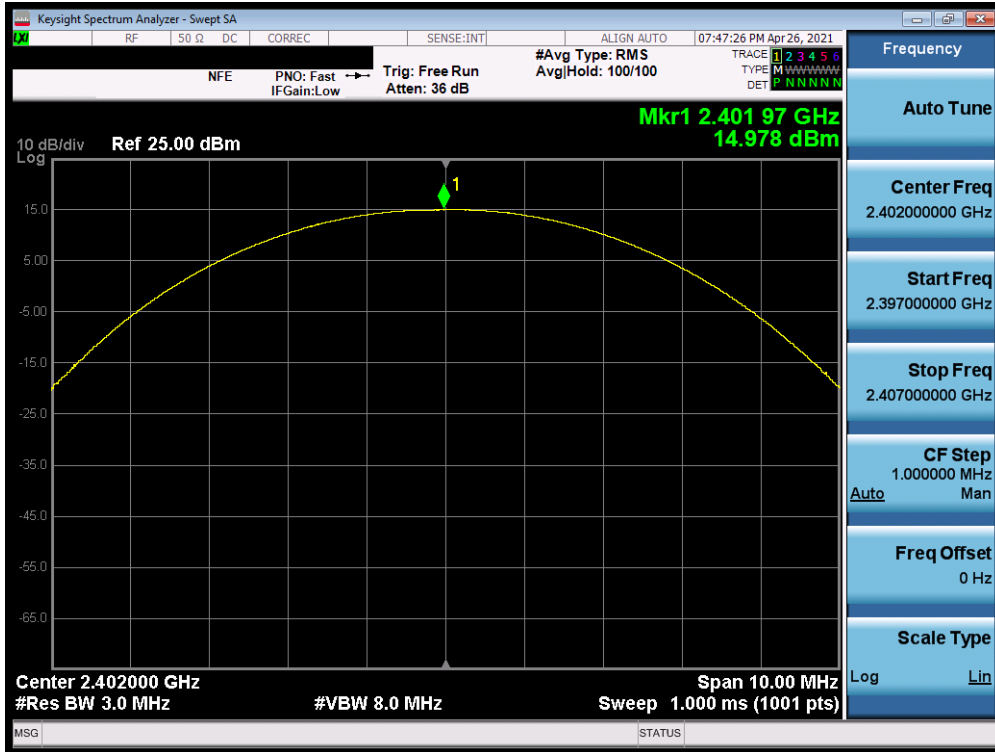
$$\text{Output Power (dBm)} = \text{Raw Analyzer Level (dBm)} + \text{Cable Loss (dB)} + \text{Loss in Directional Coupler/Insertion Loss (dB)}$$

FCC ID: A3LSMF711U1		MEASUREMENT REPORT (CERTIFICATION)		Approved by: Technical Manager
Test Report S/N: 1M2107290086-14.A3L	Test Dates: 04/16/2021 - 04/29/2021	EUT Type: Portable Handset	Page 34 of 139	

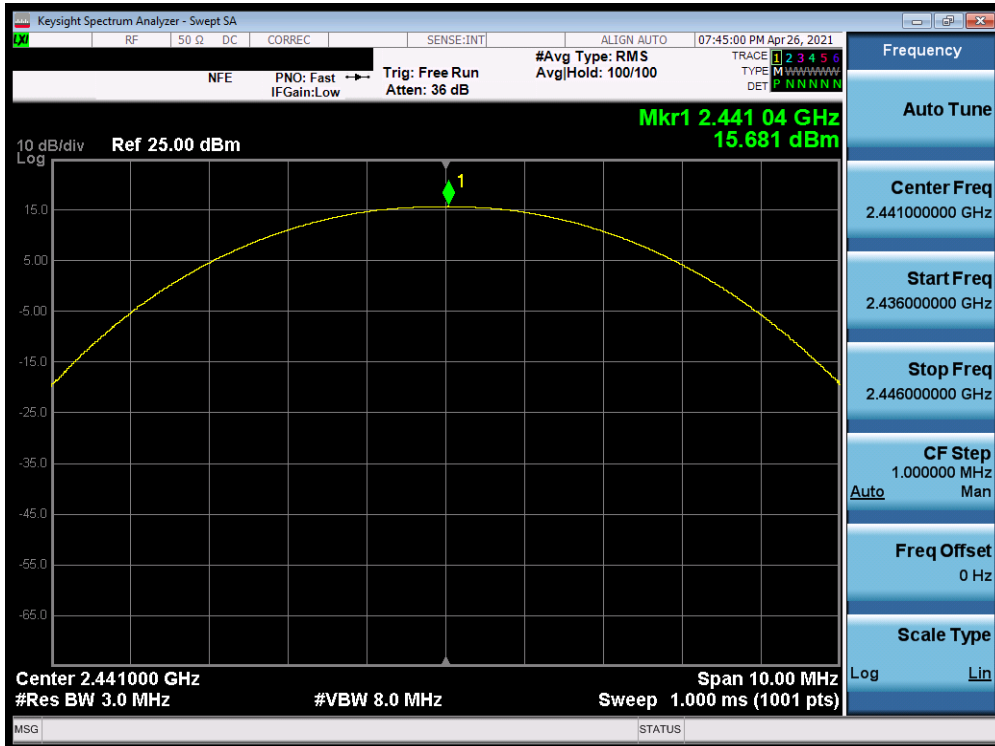
Frequency [MHz]	Data Rate [Mbps]	Power Scheme	Channel No.	Peak Conducted Power		Avg Conducted Power	
				[dBm]	[mW]	[dBm]	[mW]
2402	1.0	ePA	0	14.98	31.477	14.18	26.182
2441	1.0	ePA	39	15.68	36.983	15.43	34.914
2480	1.0	ePA	78	14.79	30.130	14.13	25.882
2402	1.0	iPA	0	15.21	33.182	14.53	28.360
2441	1.0	iPA	39	16.06	40.392	15.80	37.984
2480	1.0	iPA	78	15.57	36.066	14.87	30.690
2402	2.0	ePA	0	14.45	27.861	12.16	16.444
2441	2.0	ePA	39	15.91	38.994	12.88	19.409
2480	2.0	ePA	78	14.48	28.054	12.16	16.444
2402	2.0	iPA	0	14.90	30.896	12.62	18.277
2441	2.0	iPA	39	16.33	42.954	13.30	21.389
2480	2.0	iPA	78	15.30	33.892	12.92	19.593
2402	3.0	ePA	0	15.13	32.584	11.88	15.417
2441	3.0	ePA	39	15.97	39.537	12.93	19.634
2480	3.0	ePA	78	15.25	33.497	11.92	15.560
2402	3.0	iPA	0	15.44	34.954	12.25	16.788
2441	3.0	iPA	39	16.39	43.501	13.43	22.029
2480	3.0	iPA	78	16.00	39.792	12.69	18.595

Table 7-4. Conducted Output Power Measurements – ANT0

FCC ID: A3LSMF711U1	 PCTEST Proud to be part of  element	MEASUREMENT REPORT (CERTIFICATION)		Approved by: Technical Manager
Test Report S/N: 1M2107290086-14.A3L	Test Dates: 04/16/2021 - 04/29/2021	EUT Type: Portable Handset		Page 35 of 139

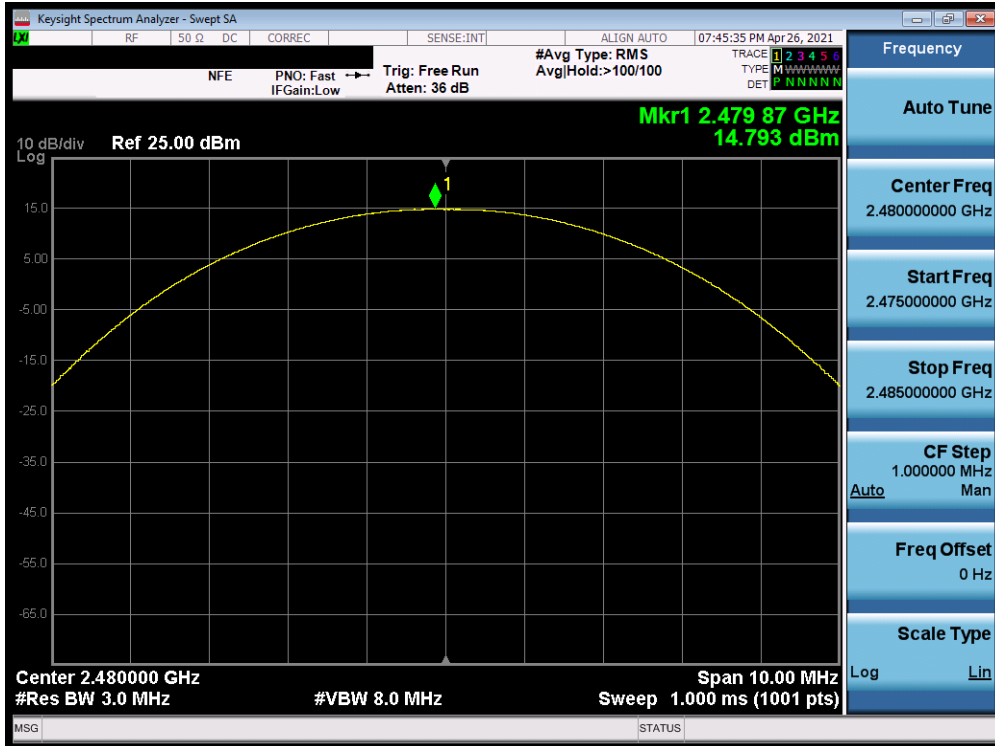


Plot 7-37. Peak Conducted Power (1Mbps, ePA – Ch. 0) – ANT0

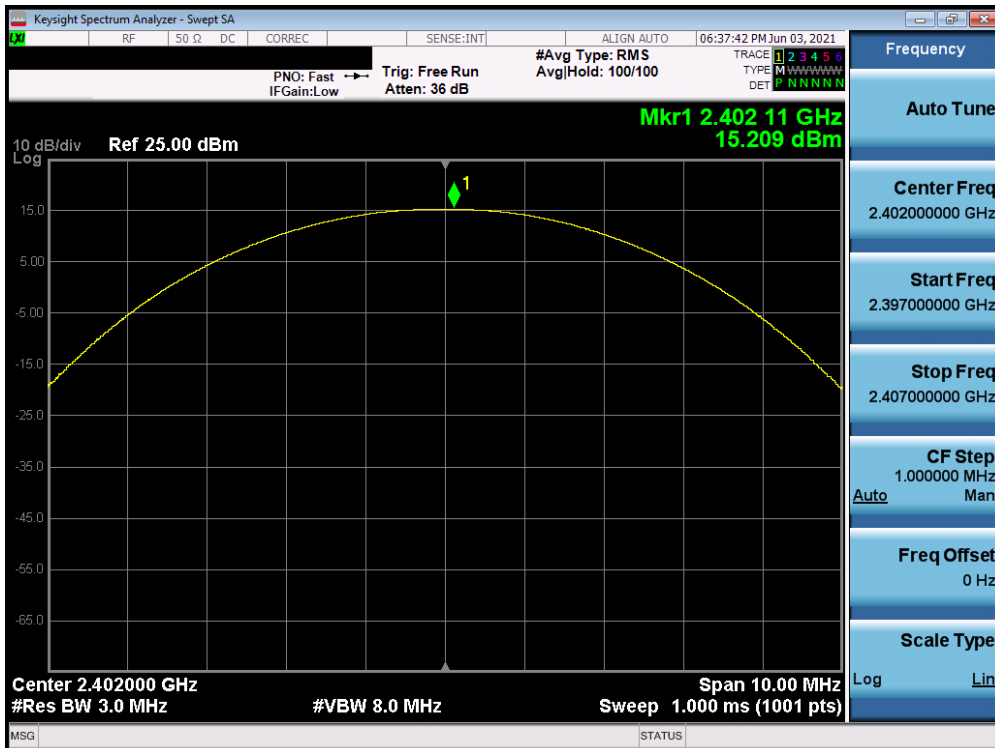


Plot 7-38. Peak Conducted Power (1Mbps, ePA – Ch. 39) – ANT0

FCC ID: A3LSMF711U1	PCTEST Proud to be part of element	MEASUREMENT REPORT (CERTIFICATION)	SAMSUNG	Approved by: Technical Manager
Test Report S/N: 1M2107290086-14.A3L	Test Dates: 04/16/2021 - 04/29/2021	EUT Type: Portable Handset		Page 36 of 139

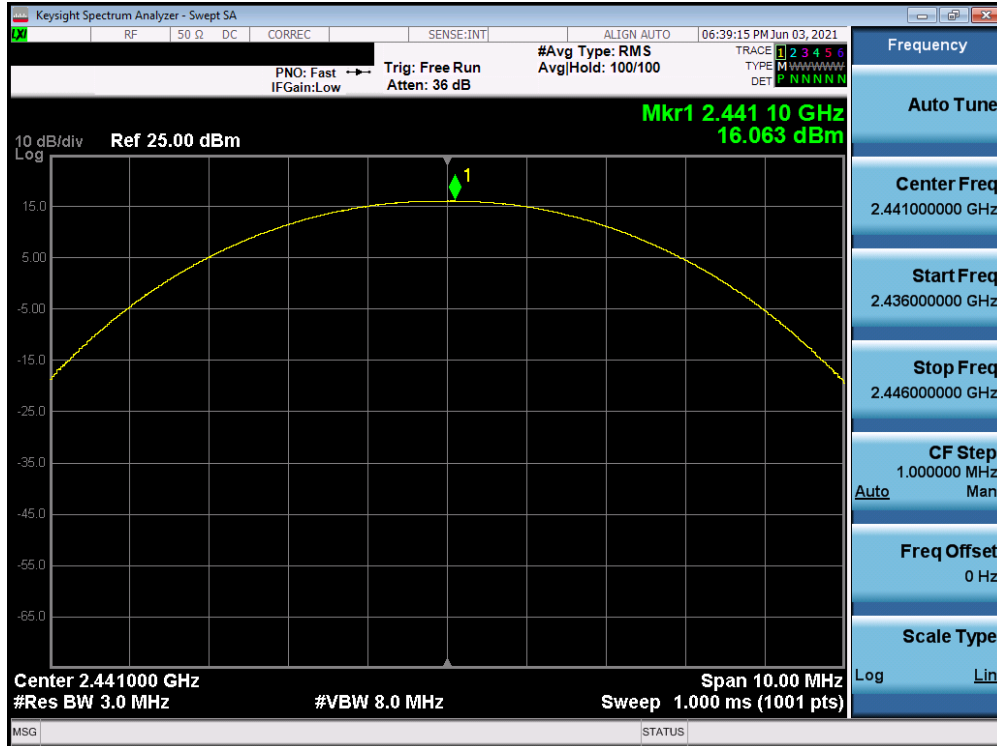


Plot 7-39. Peak Conducted Power (1Mbps, ePA – Ch. 78) – ANT0

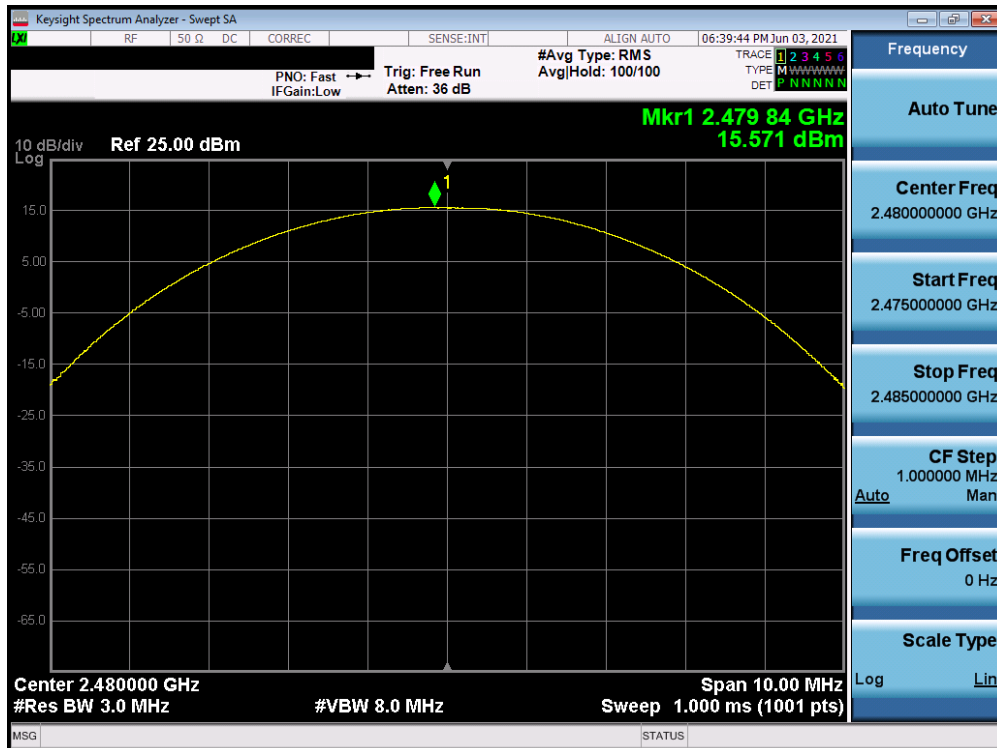


Plot 7-40. Peak Conducted Power (1Mbps, iPA – Ch. 0) – ANT0

FCC ID: A3LSMF711U1	PCTEST Proud to be part of element	MEASUREMENT REPORT (CERTIFICATION)	SAMSUNG	Approved by: Technical Manager
Test Report S/N: 1M2107290086-14.A3L	Test Dates: 04/16/2021 - 04/29/2021	EUT Type: Portable Handset		Page 37 of 139

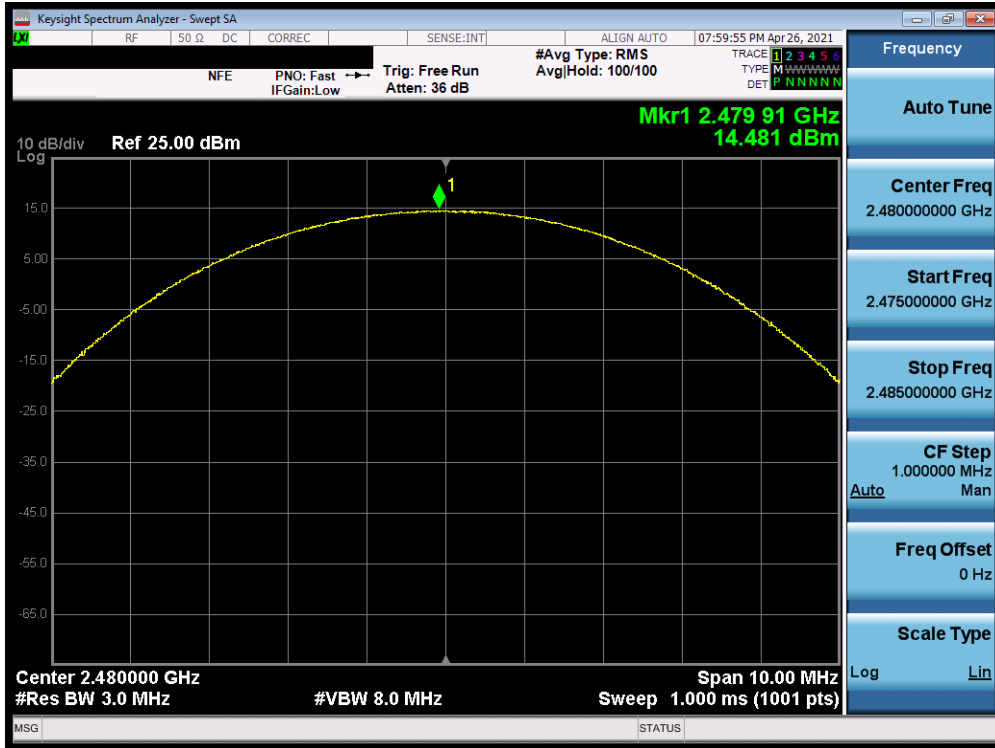


Plot 7-41. Peak Conducted Power (1Mbps, iPA – Ch. 39) – ANT0

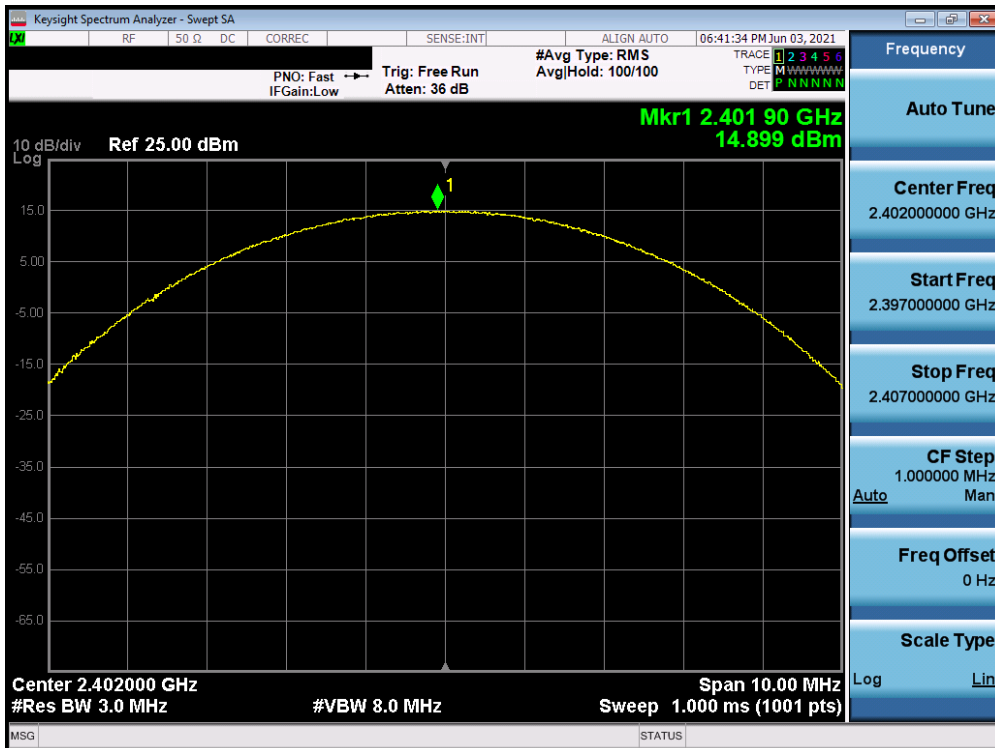


Plot 7-42. Peak Conducted Power (1Mbps, iPA – Ch. 78) – ANT0

FCC ID: A3LSMF711U1	PCTEST Proud to be part of element	MEASUREMENT REPORT (CERTIFICATION)	SAMSUNG	Approved by: Technical Manager
Test Report S/N: 1M2107290086-14.A3L	Test Dates: 04/16/2021 - 04/29/2021	EUT Type: Portable Handset		Page 38 of 139

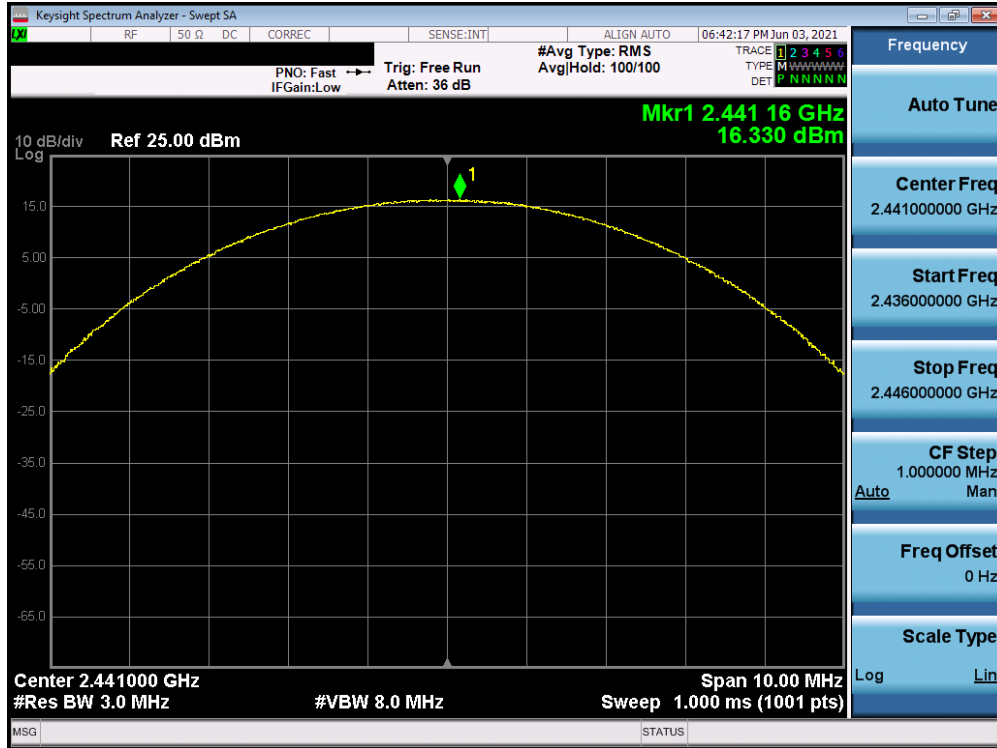


Plot 7-45. Peak Conducted Power (2Mbps, ePA – Ch. 78) – ANT0

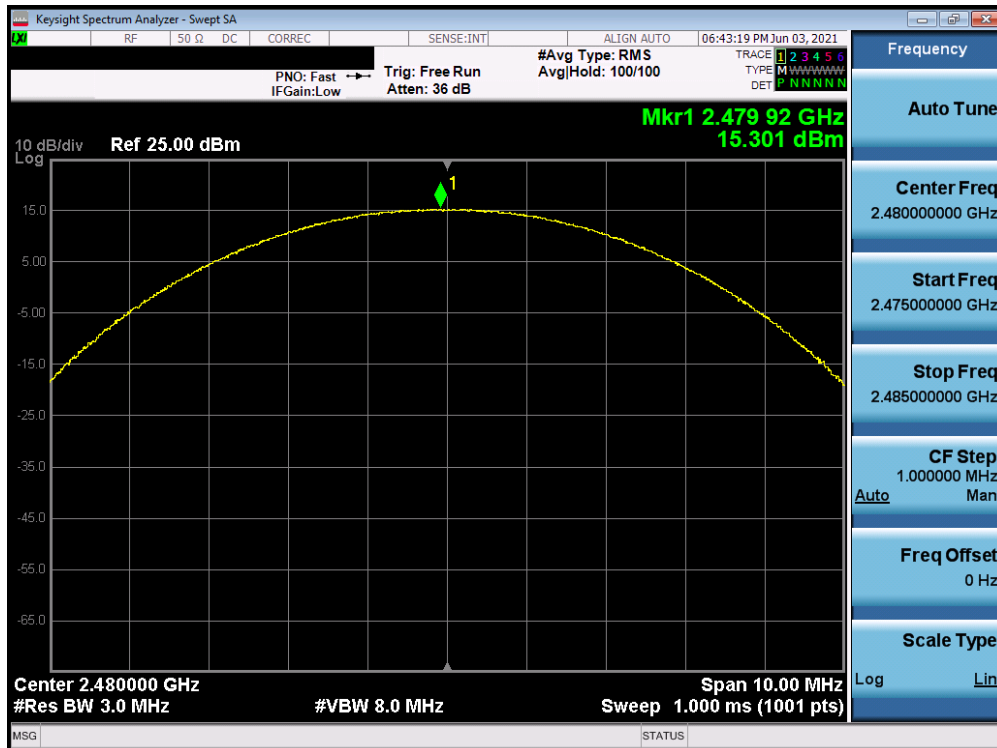


Plot 7-46. Peak Conducted Power (2Mbps, iPA – Ch. 0) – ANT0

FCC ID: A3LSMF711U1	PCTEST Proud to be part of element	MEASUREMENT REPORT (CERTIFICATION)	SAMSUNG	Approved by: Technical Manager
Test Report S/N: 1M2107290086-14.A3L	Test Dates: 04/16/2021 - 04/29/2021	EUT Type: Portable Handset		Page 40 of 139

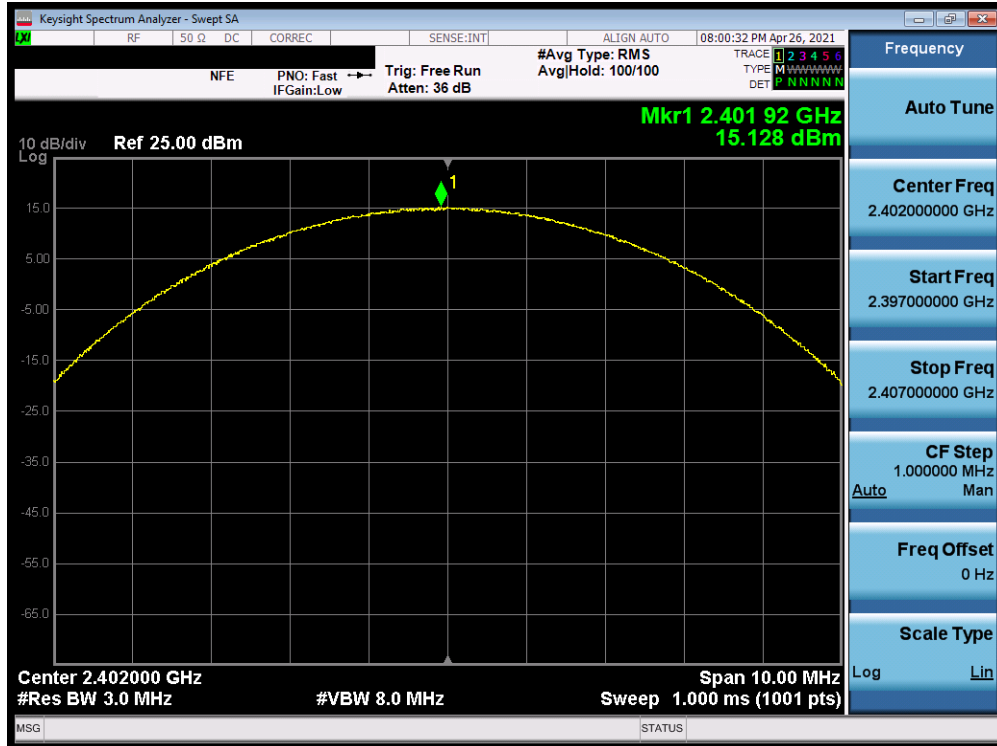


Plot 7-47. Peak Conducted Power (2Mbps, iPA – Ch. 39) – ANT0

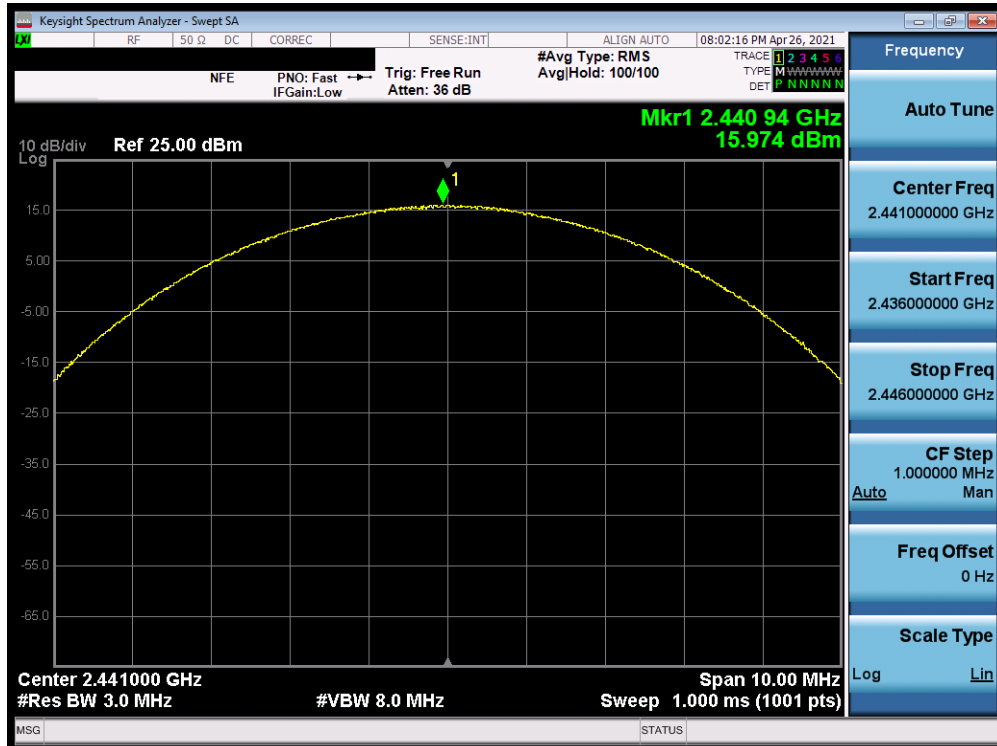


Plot 7-48. Peak Conducted Power (2Mbps, iPA – Ch. 78) – ANT0

FCC ID: A3LSMF711U1	PCTEST Proud to be part of element	MEASUREMENT REPORT (CERTIFICATION)	SAMSUNG	Approved by: Technical Manager
Test Report S/N: 1M2107290086-14.A3L	Test Dates: 04/16/2021 - 04/29/2021	EUT Type: Portable Handset		Page 41 of 139

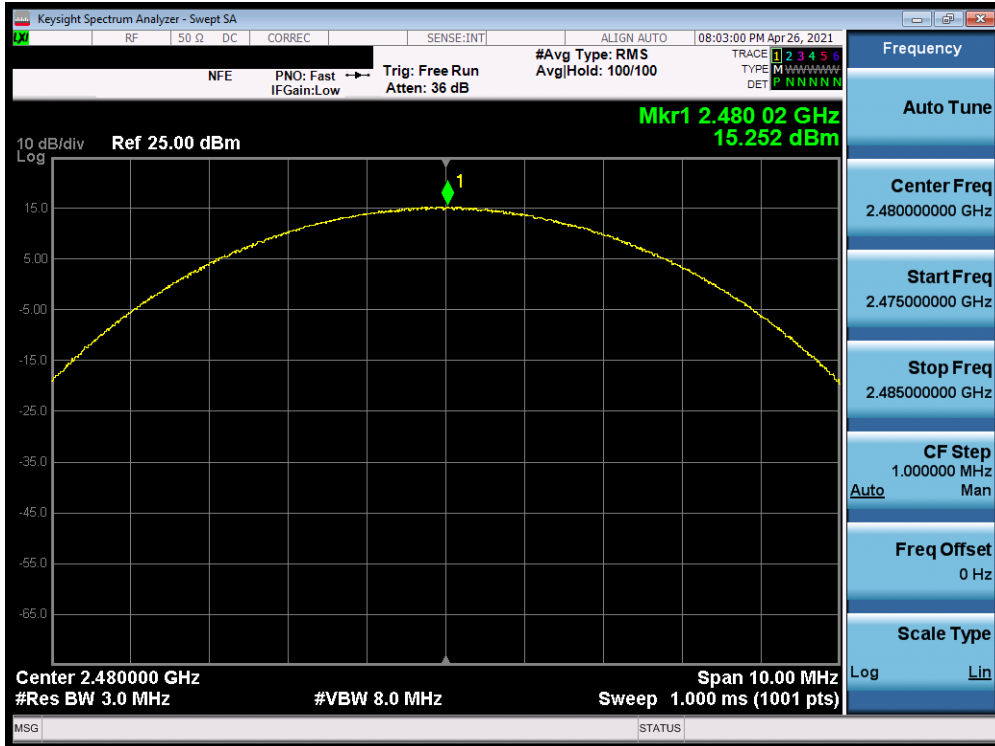


Plot 7-49. Peak Conducted Power (3Mbps, ePA – Ch. 0) – ANT0

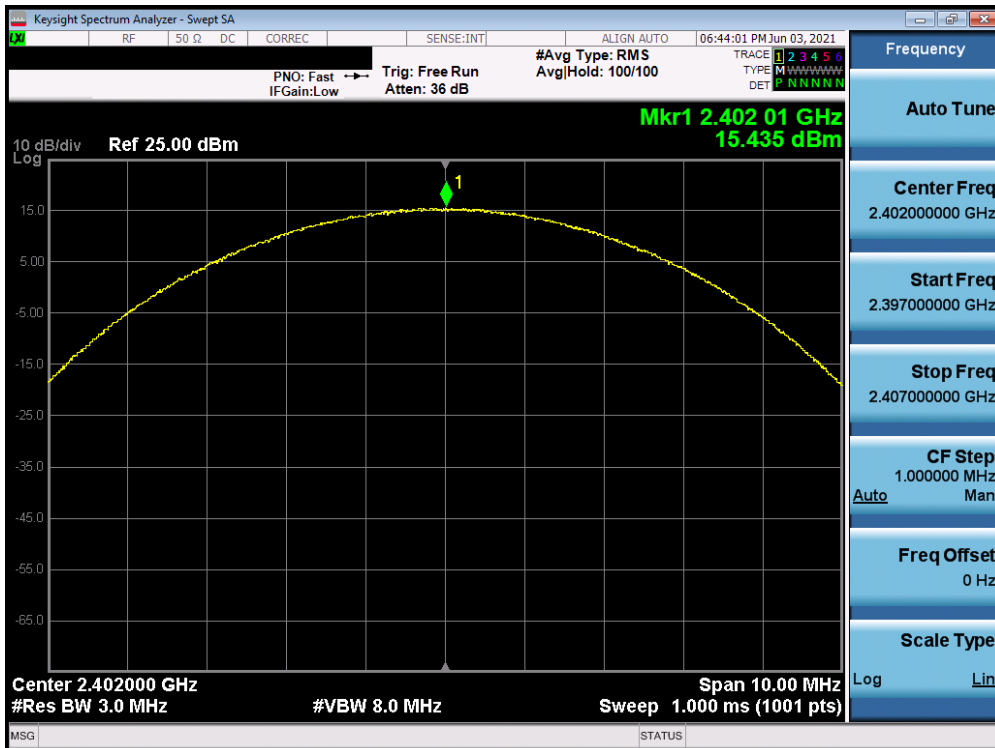


Plot 7-50. Peak Conducted Power (3Mbps, ePA – Ch. 39) – ANT0

FCC ID: A3LSMF711U1		MEASUREMENT REPORT (CERTIFICATION)		Approved by: Technical Manager
Test Report S/N: 1M2107290086-14.A3L	Test Dates: 04/16/2021 - 04/29/2021	EUT Type: Portable Handset		Page 42 of 139

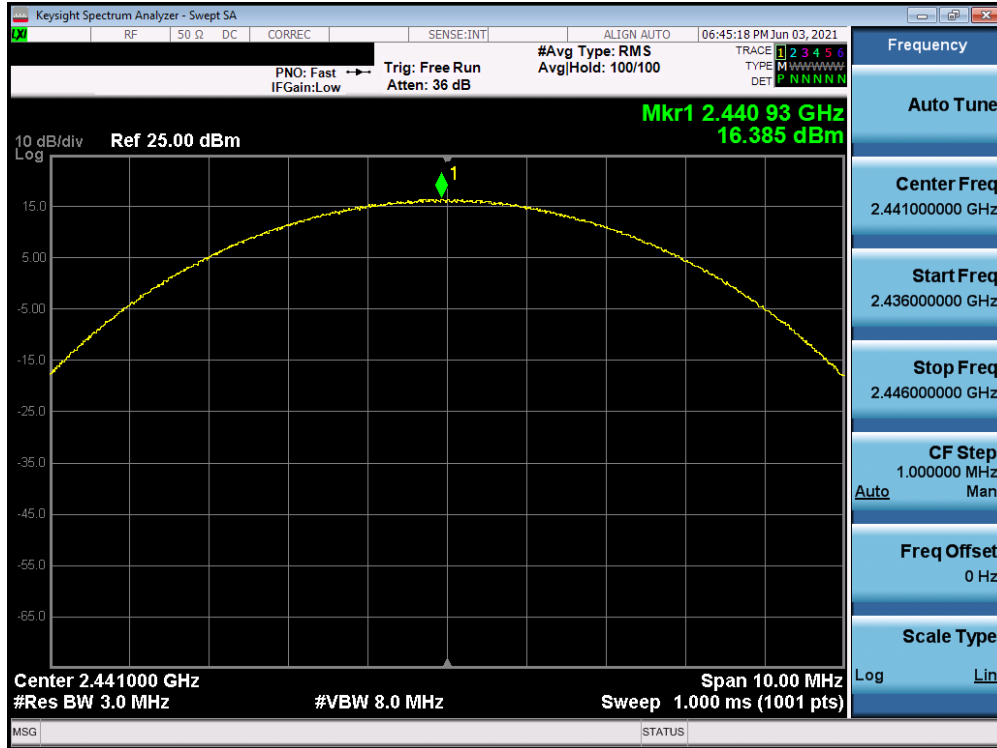


Plot 7-51. Peak Conducted Power (3Mbps, ePA – Ch. 78) – ANT0

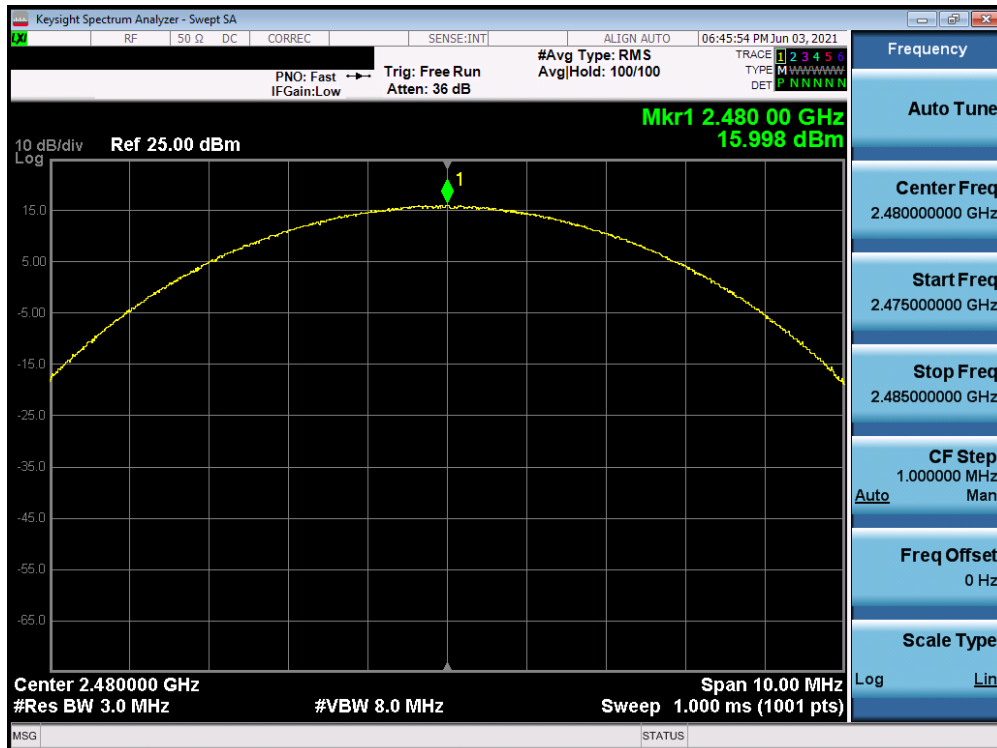


Plot 7-52. Peak Conducted Power (3Mbps, iPA – Ch. 0) – ANT0

FCC ID: A3LSMF711U1	PCTEST Proud to be part of element	MEASUREMENT REPORT (CERTIFICATION)	SAMSUNG	Approved by: Technical Manager
Test Report S/N: 1M2107290086-14.A3L	Test Dates: 04/16/2021 - 04/29/2021	EUT Type: Portable Handset		Page 43 of 139

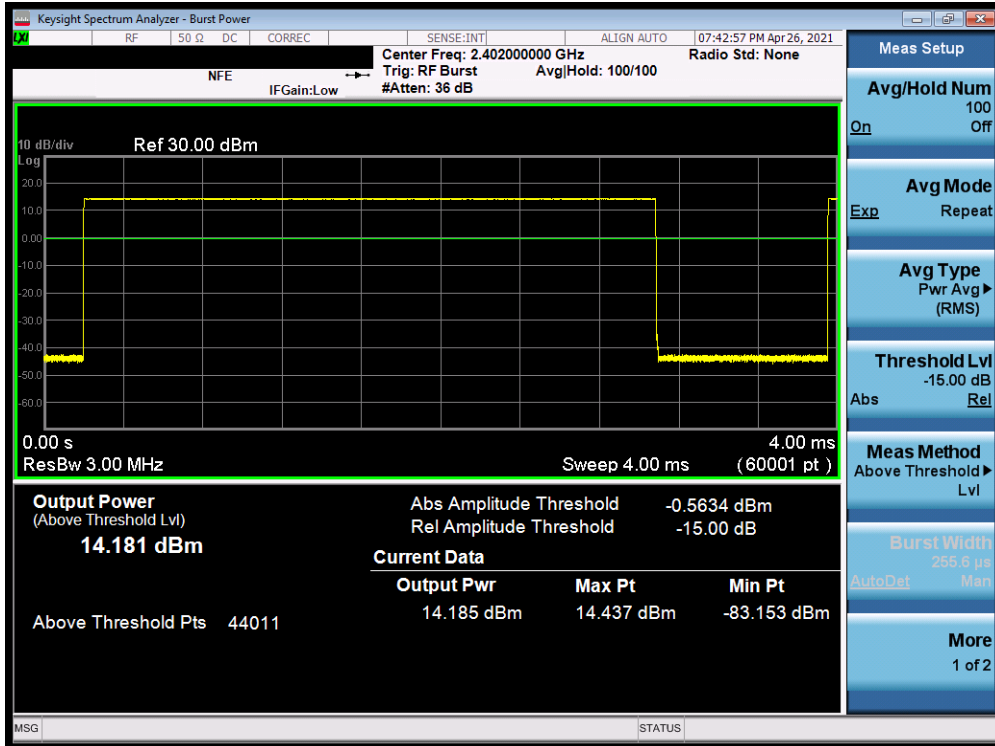


Plot 7-53. Peak Conducted Power (3Mbps, iPA – Ch. 39) – ANT0

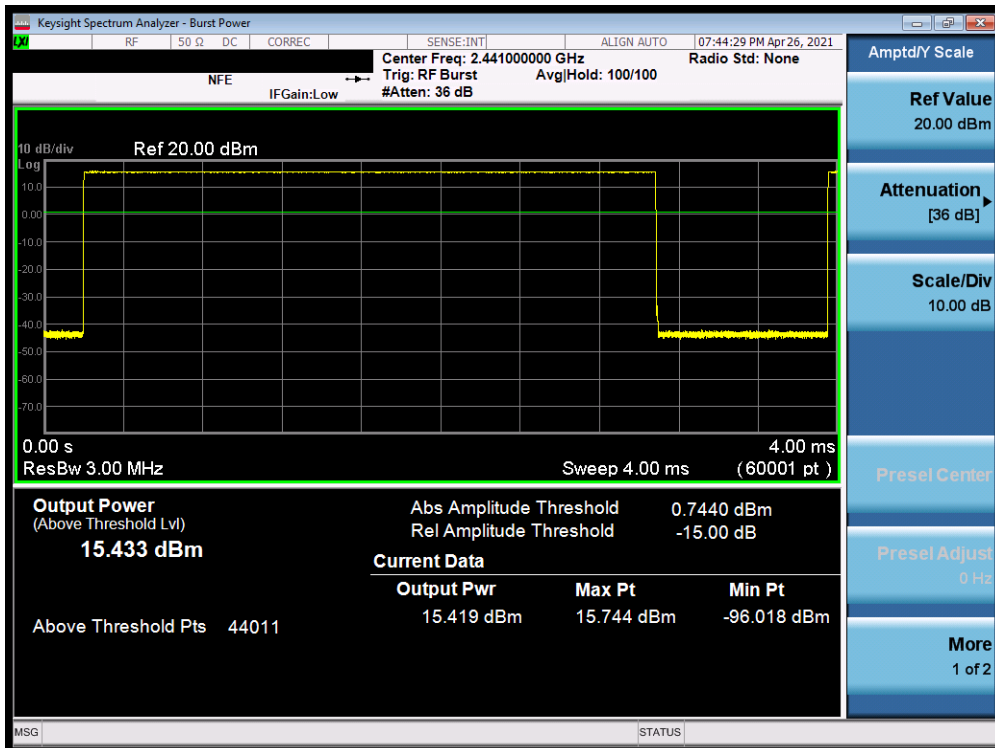


Plot 7-54. Peak Conducted Power (3Mbps, iPA – Ch. 78) – ANT0

FCC ID: A3LSMF711U1	PCTEST Proud to be part of element	MEASUREMENT REPORT (CERTIFICATION)	SAMSUNG	Approved by: Technical Manager
Test Report S/N: 1M2107290086-14.A3L	Test Dates: 04/16/2021 - 04/29/2021	EUT Type: Portable Handset		Page 44 of 139

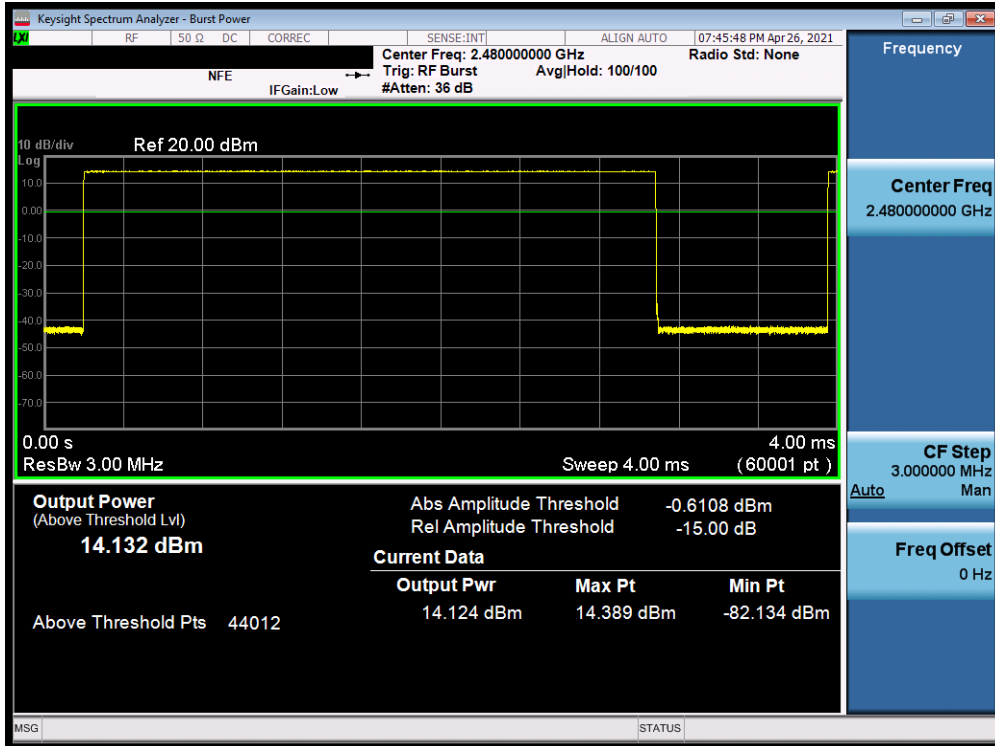


Plot 7-55. Average Conducted Power (1Mbps, ePA – Ch. 0) – ANT0

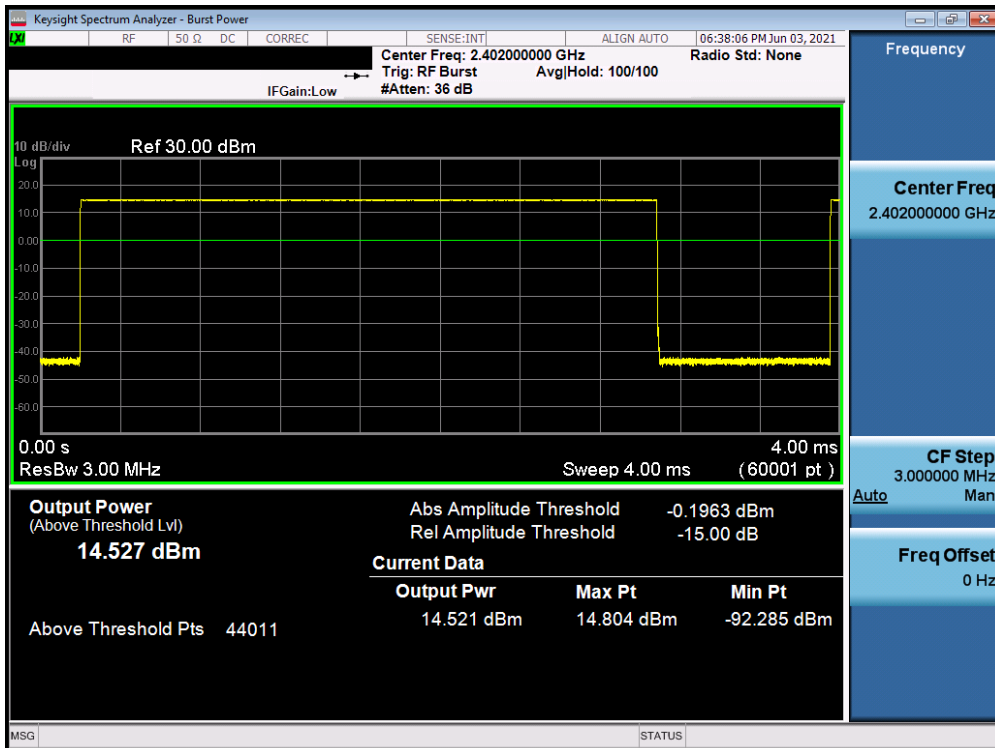


Plot 7-56. Average Conducted Power (1Mbps, ePA – Ch. 39) – ANT0

FCC ID: A3LSMF711U1	PCTEST Proud to be part of element	MEASUREMENT REPORT (CERTIFICATION)	SAMSUNG	Approved by: Technical Manager
Test Report S/N: 1M2107290086-14.A3L	Test Dates: 04/16/2021 - 04/29/2021	EUT Type: Portable Handset		Page 45 of 139

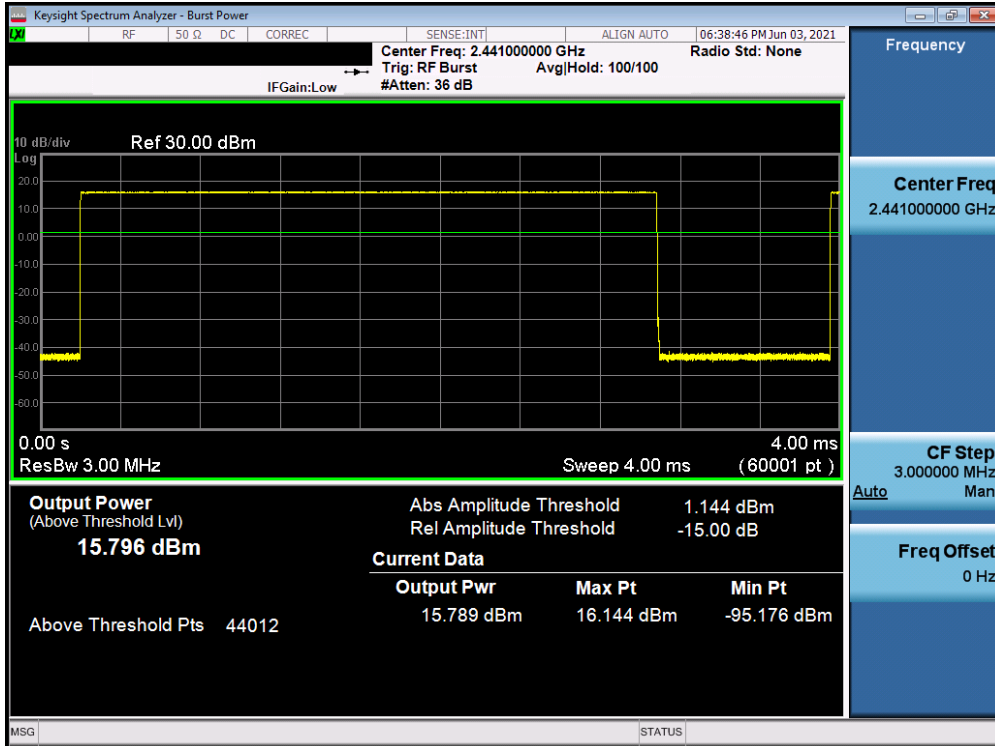


Plot 7-57. Average Conducted Power (1Mbps, ePA – Ch. 78) – ANT0

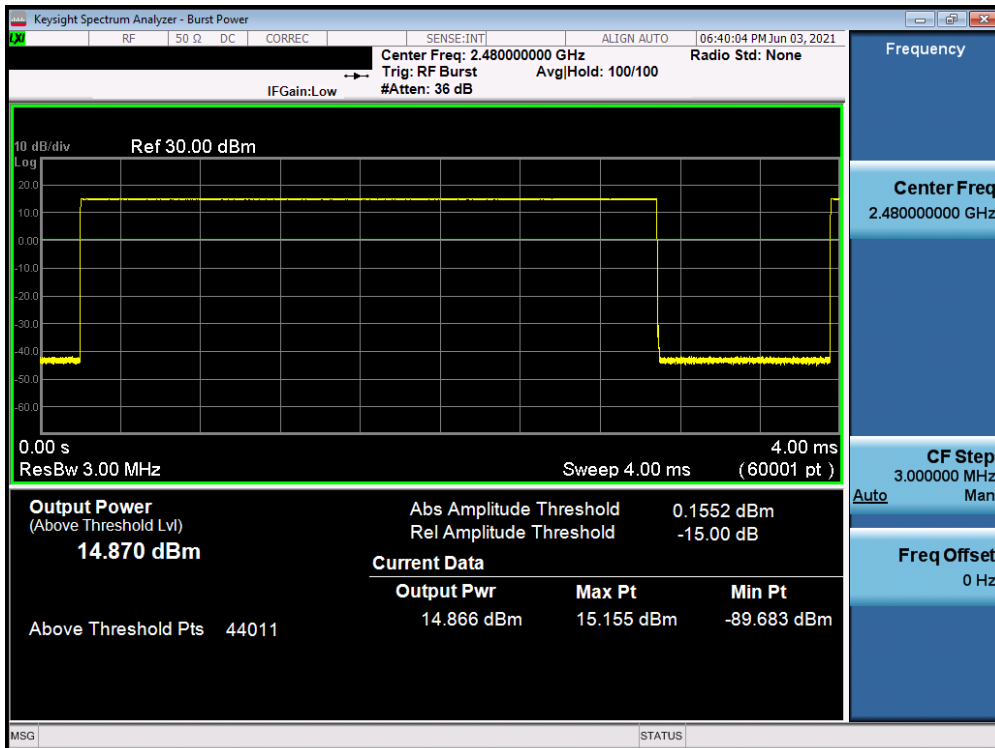


Plot 7-58. Average Conducted Power (1Mbps, iPA – Ch. 0) – ANT0

FCC ID: A3LSMF711U1	PCTEST Proud to be part of element	MEASUREMENT REPORT (CERTIFICATION)	SAMSUNG	Approved by: Technical Manager
Test Report S/N: 1M2107290086-14.A3L	Test Dates: 04/16/2021 - 04/29/2021	EUT Type: Portable Handset		Page 46 of 139

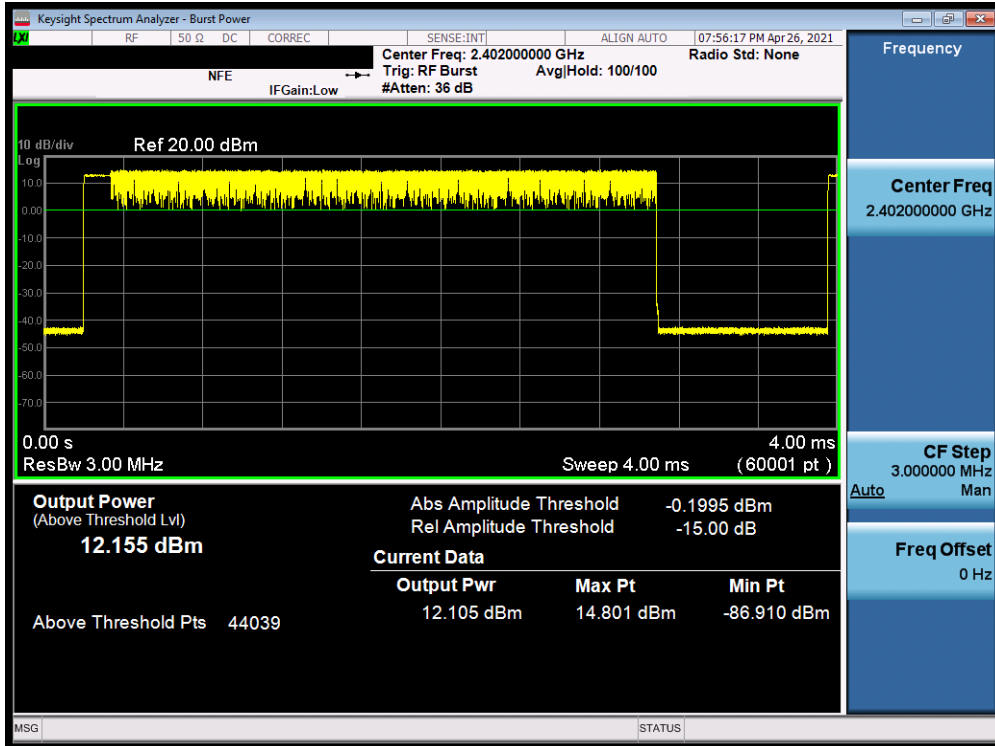


Plot 7-59. Average Conducted Power (1Mbps, iPA – Ch. 39) – ANT0

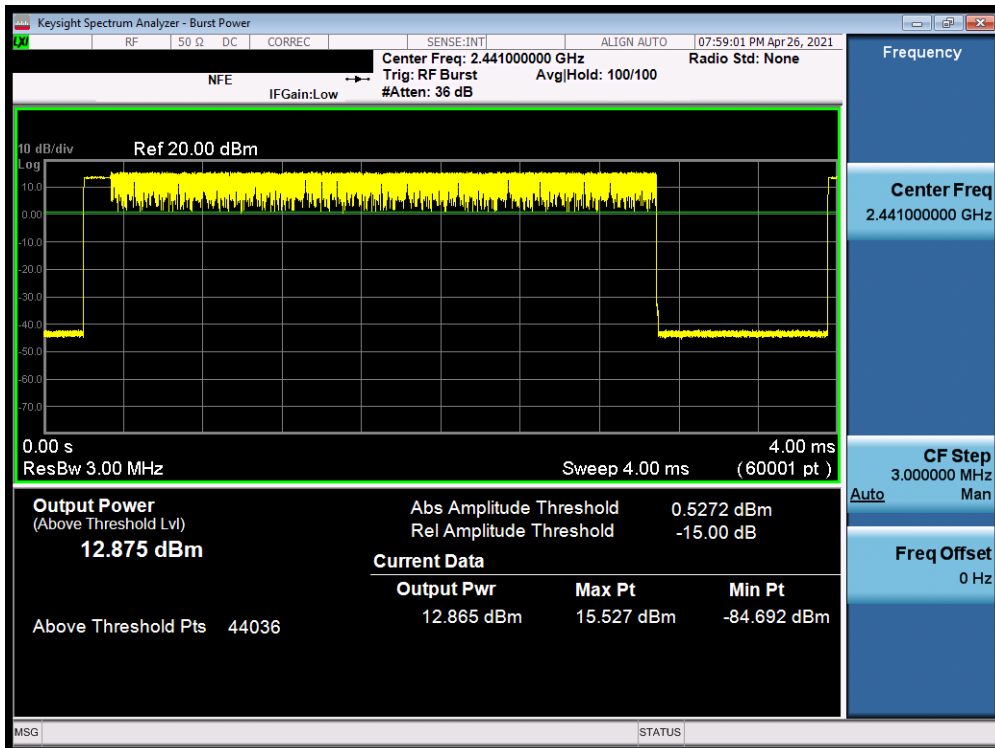


Plot 7-60. Average Conducted Power (1Mbps, iPA – Ch. 78) – ANT0

FCC ID: A3LSMF711U1	PCTEST Proud to be part of element	MEASUREMENT REPORT (CERTIFICATION)	SAMSUNG	Approved by: Technical Manager
Test Report S/N: 1M2107290086-14.A3L	Test Dates: 04/16/2021 - 04/29/2021	EUT Type: Portable Handset		Page 47 of 139

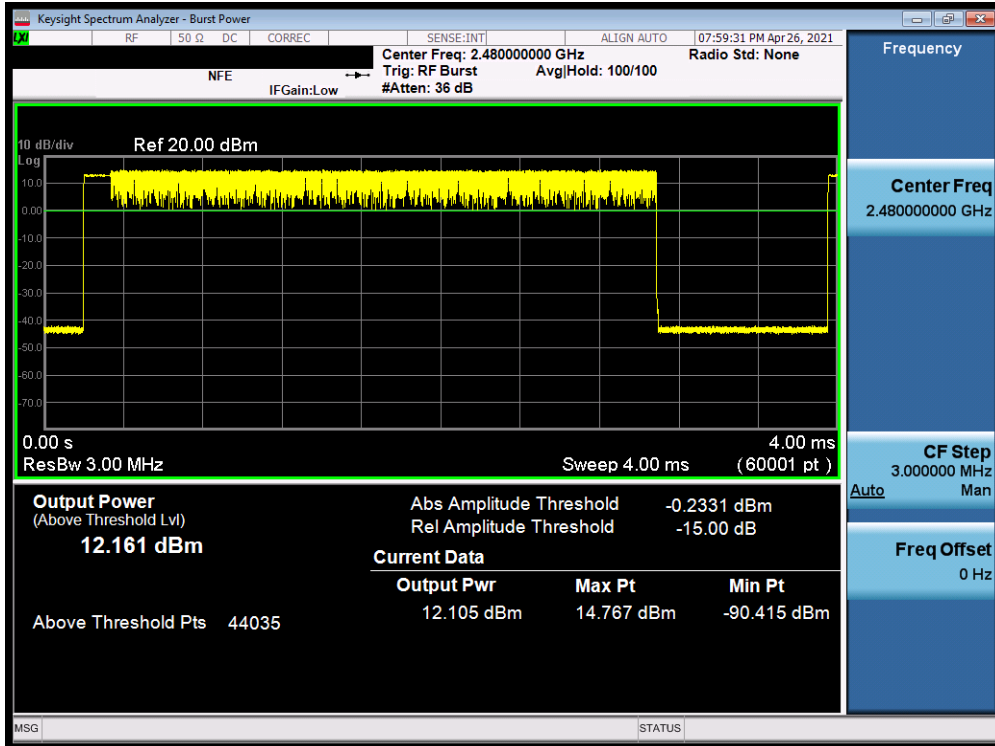


Plot 7-61. Average Conducted Power (2Mbps, ePA – Ch. 0) – ANT0

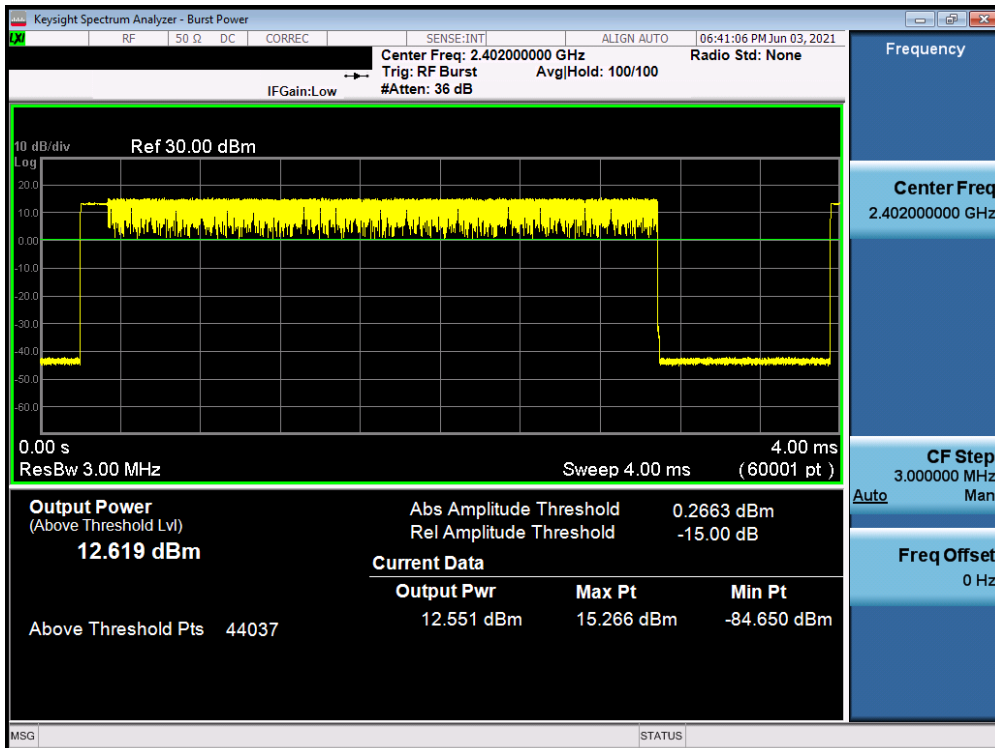


Plot 7-62. Average Conducted Power (2Mbps, ePA – Ch. 39) – ANT0

FCC ID: A3LSMF711U1	PCTEST Proud to be part of element	MEASUREMENT REPORT (CERTIFICATION)	SAMSUNG	Approved by: Technical Manager
Test Report S/N: 1M2107290086-14.A3L	Test Dates: 04/16/2021 - 04/29/2021	EUT Type: Portable Handset		Page 48 of 139

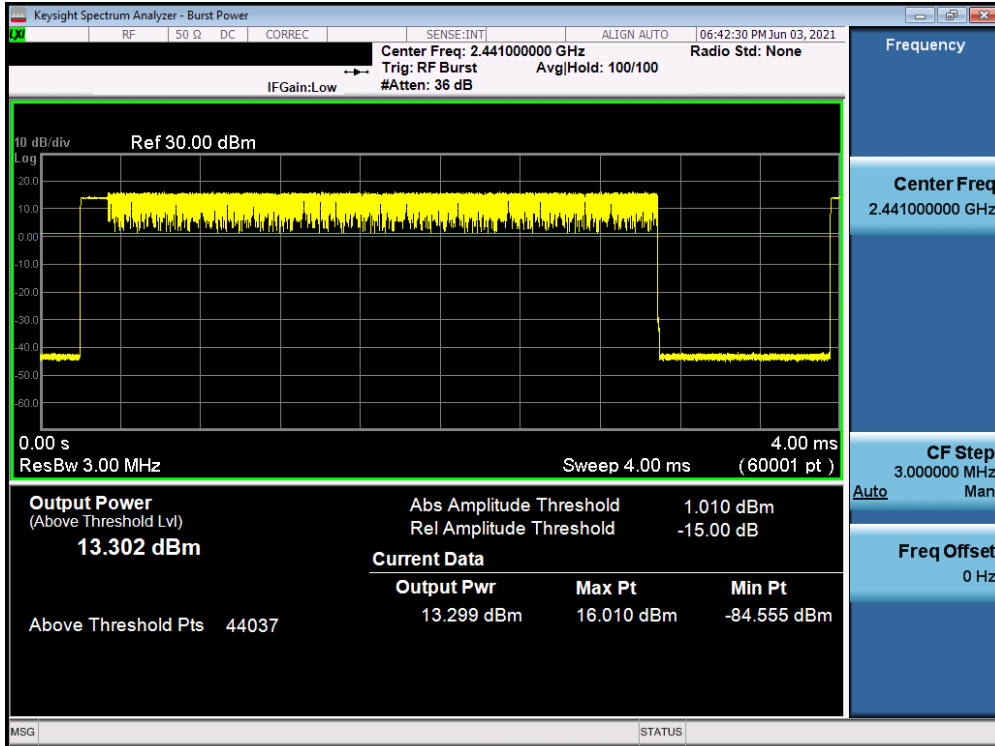


Plot 7-63. Average Conducted Power (2Mbps, ePA – Ch. 78) – ANT0

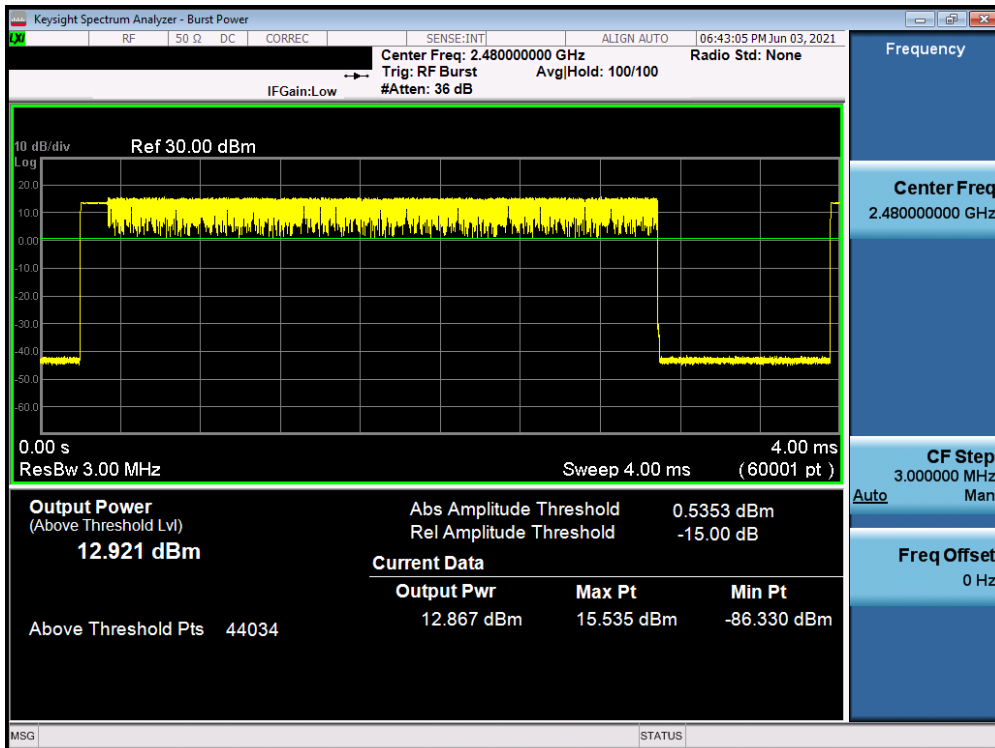


Plot 7-64. Average Conducted Power (2Mbps, iPA – Ch. 0) – ANT0

FCC ID: A3LSMF711U1	PCTEST Proud to be part of element	MEASUREMENT REPORT (CERTIFICATION)	SAMSUNG	Approved by: Technical Manager
Test Report S/N: 1M2107290086-14.A3L	Test Dates: 04/16/2021 - 04/29/2021	EUT Type: Portable Handset		Page 49 of 139

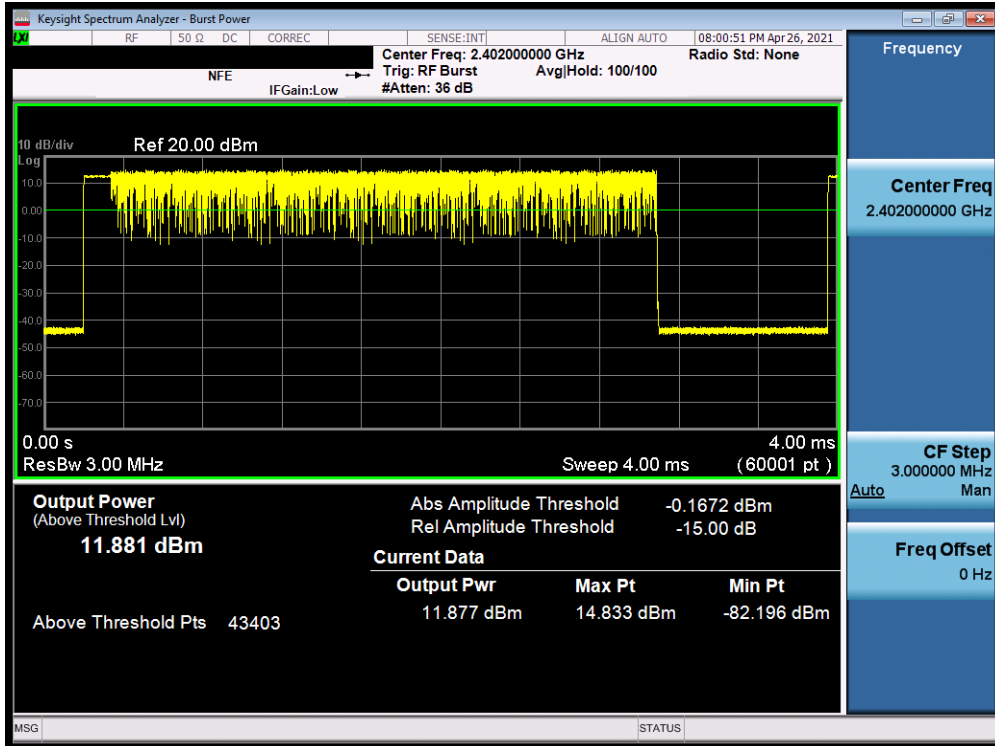


Plot 7-65. Average Conducted Power (2Mbps, iPA – Ch. 39) – ANT0

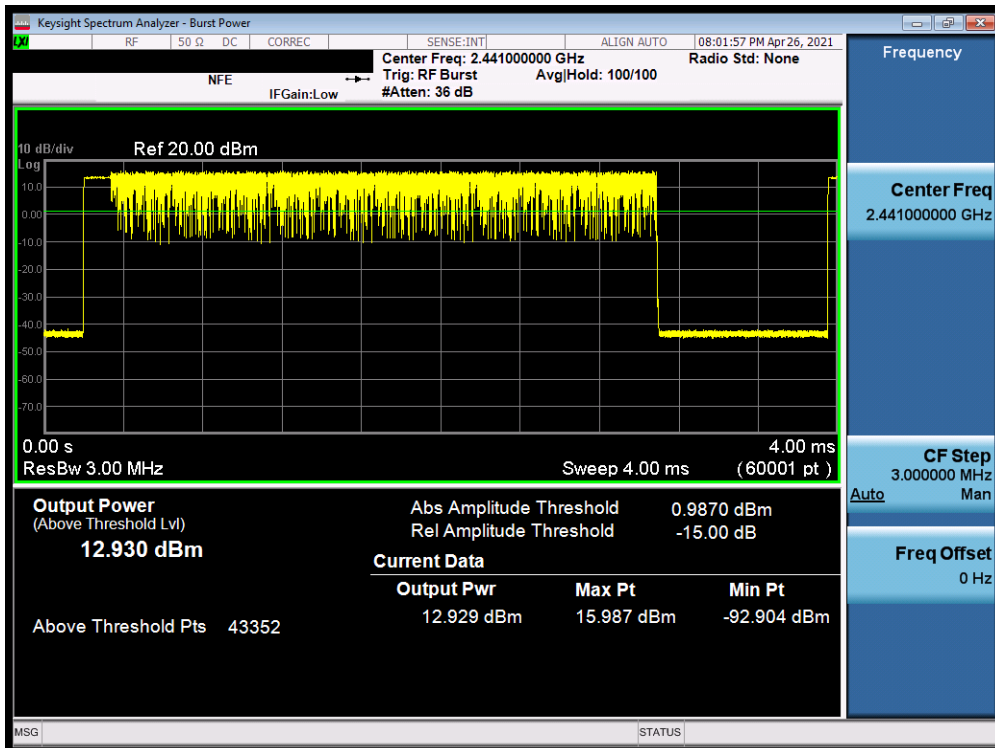


Plot 7-66. Average Conducted Power (2Mbps, iPA – Ch. 78) – ANT0

FCC ID: A3LSMF711U1	PCTEST Proud to be part of element	MEASUREMENT REPORT (CERTIFICATION)	SAMSUNG	Approved by: Technical Manager
Test Report S/N: 1M2107290086-14.A3L	Test Dates: 04/16/2021 - 04/29/2021	EUT Type: Portable Handset		Page 50 of 139

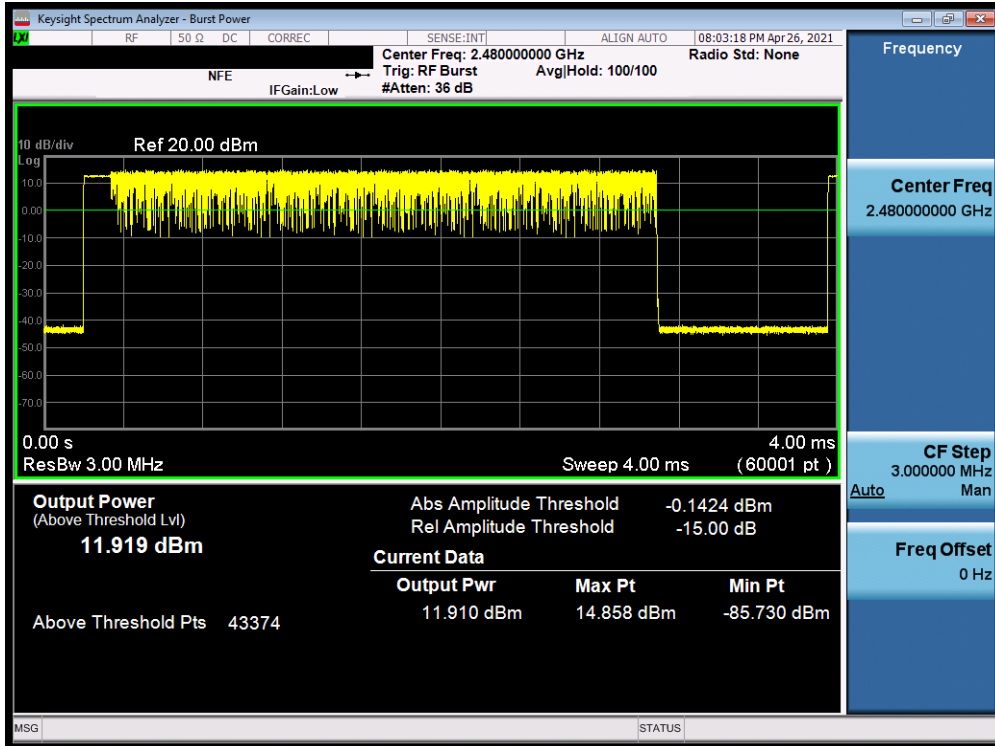


Plot 7-67. Average Conducted Power (3Mbps, ePA – Ch. 0) – ANTO

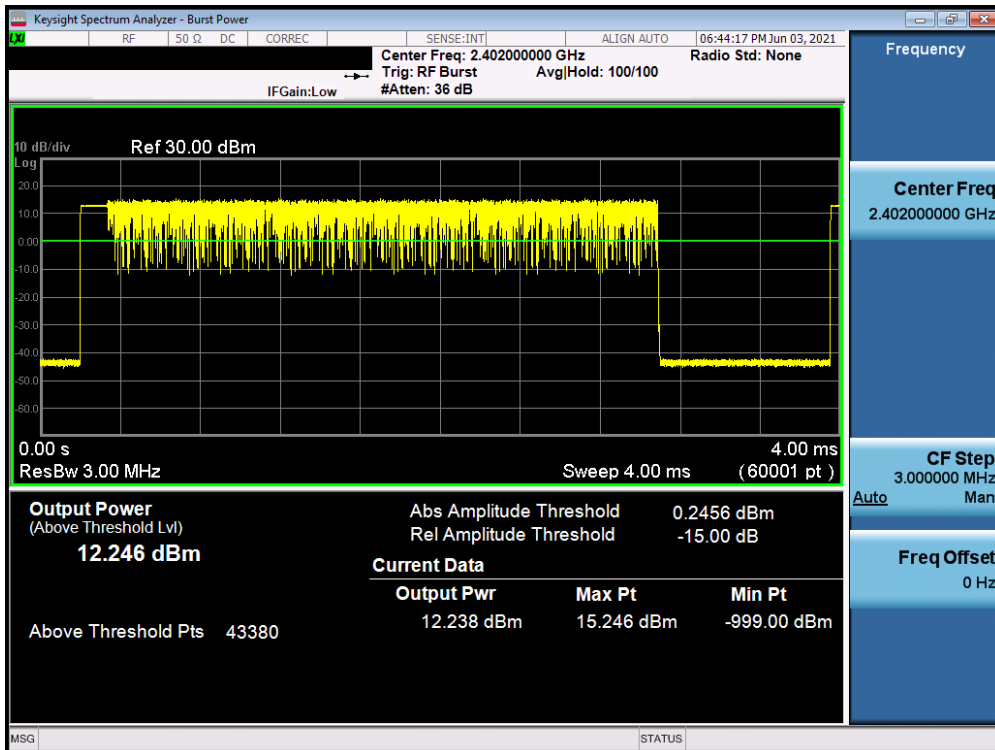


Plot 7-68. Average Conducted Power (3Mbps, ePA – Ch. 39) – ANTO

FCC ID: A3LSMF711U1	PCTEST Proud to be part of element	MEASUREMENT REPORT (CERTIFICATION)	SAMSUNG	Approved by: Technical Manager
Test Report S/N: 1M2107290086-14.A3L	Test Dates: 04/16/2021 - 04/29/2021	EUT Type: Portable Handset		Page 51 of 139

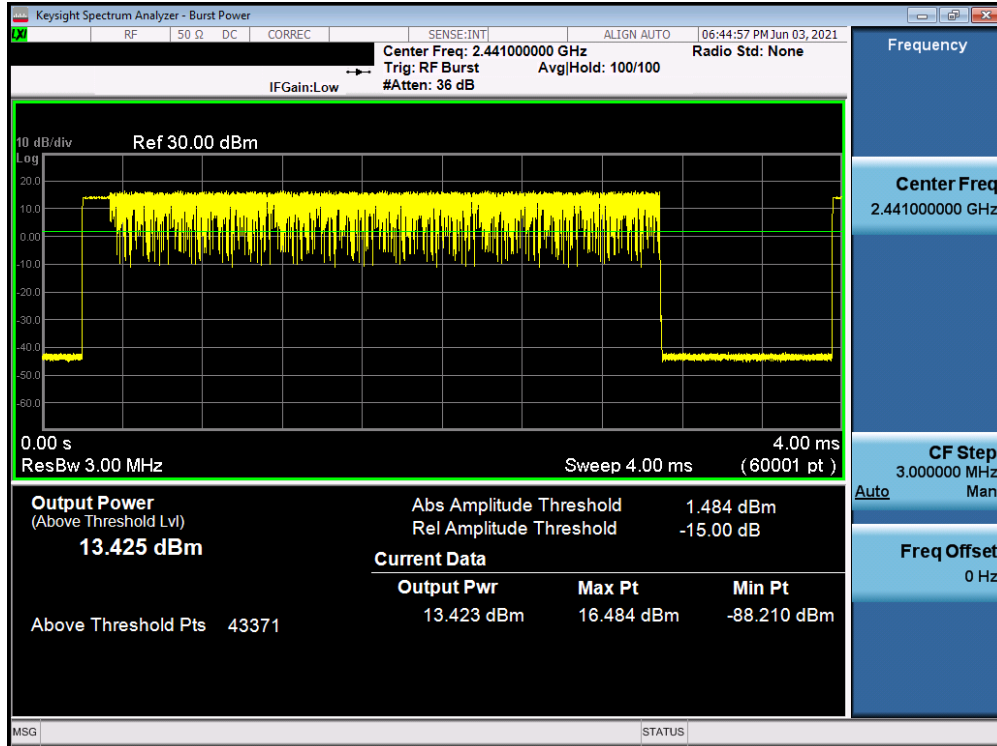


Plot 7-69. Average Conducted Power (3Mbps, ePA – Ch. 78) – ANT0

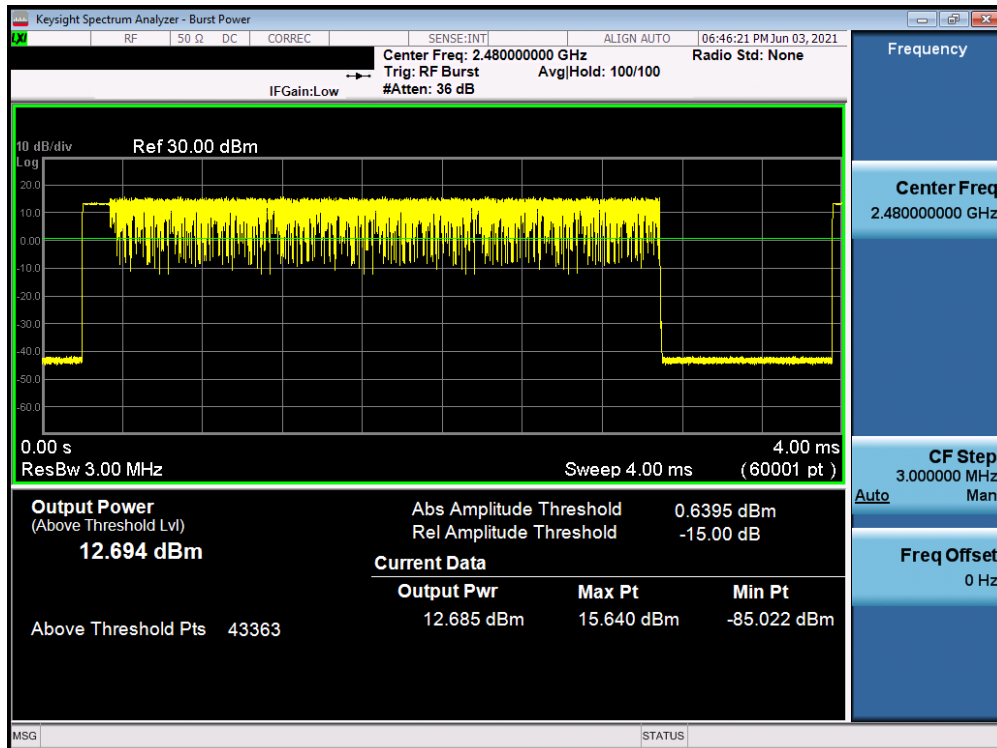


Plot 7-70. Average Conducted Power (3Mbps, iPA – Ch. 0) – ANT0

FCC ID: A3LSMF711U1	PCTEST Proud to be part of element	MEASUREMENT REPORT (CERTIFICATION)	SAMSUNG	Approved by: Technical Manager
Test Report S/N: 1M2107290086-14.A3L	Test Dates: 04/16/2021 - 04/29/2021	EUT Type: Portable Handset		Page 52 of 139



Plot 7-71. Average Conducted Power (3Mbps, iPA – Ch. 39) – ANT0



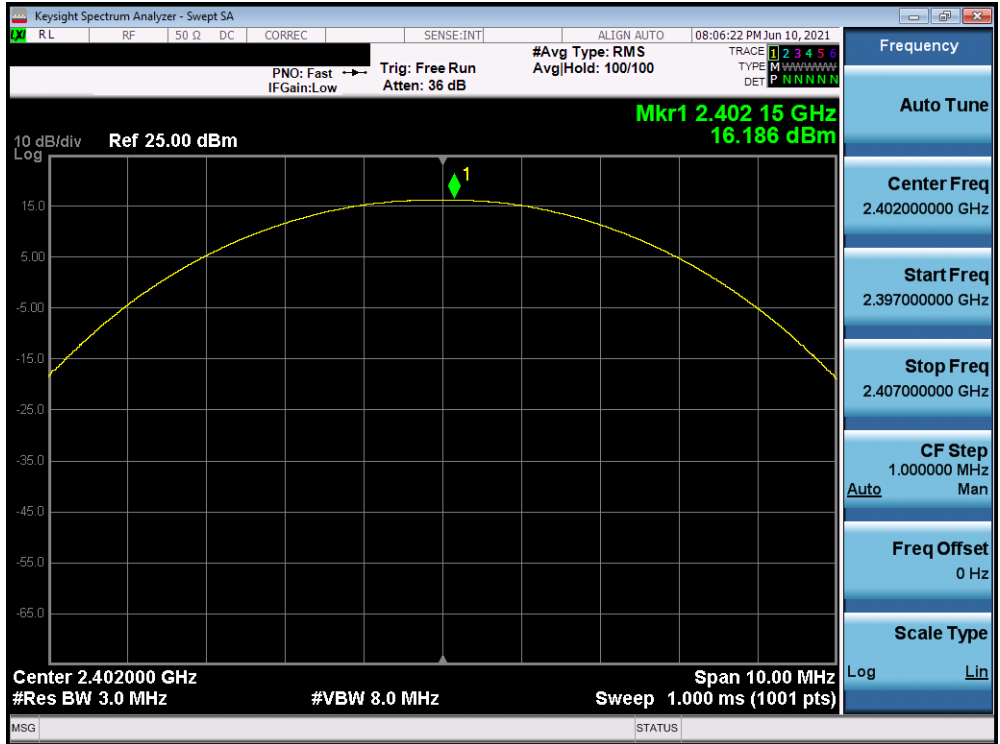
Plot 7-72. Average Conducted Power (3Mbps, iPA – Ch. 78) – ANT0

FCC ID: A3LSMF711U1	PCTEST Proud to be part of element	MEASUREMENT REPORT (CERTIFICATION)	SAMSUNG	Approved by: Technical Manager
Test Report S/N: 1M2107290086-14.A3L	Test Dates: 04/16/2021 - 04/29/2021	EUT Type: Portable Handset		Page 53 of 139

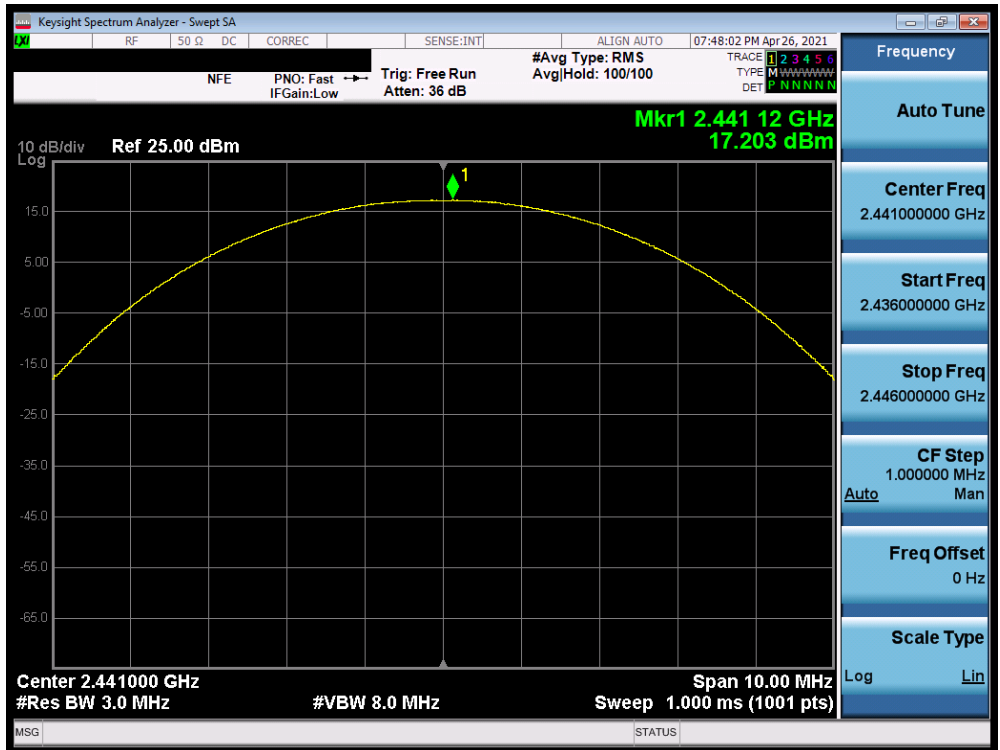
Frequency [MHz]	Data Rate [Mbps]	Power Scheme	Channel No.	Peak Conducted Power		Avg Conducted Power	
				[dBm]	[mW]	[dBm]	[mW]
2402	1.0	ePA	0	16.19	41.591	14.97	31.405
2441	1.0	ePA	39	17.20	52.481	16.61	45.814
2480	1.0	ePA	78	16.25	42.170	15.66	36.813
2402	1.0	iPA	0	15.52	35.612	15.23	33.335
2441	1.0	iPA	39	17.30	53.740	16.65	46.185
2480	1.0	iPA	78	16.35	43.192	16.30	42.678
2402	2.0	ePA	0	15.07	32.137	12.40	17.378
2441	2.0	ePA	39	16.95	49.545	13.96	24.889
2480	2.0	ePA	78	15.97	39.537	12.31	17.022
2402	2.0	iPA	0	15.90	38.860	12.88	19.404
2441	2.0	iPA	39	16.89	48.831	14.32	27.008
2480	2.0	iPA	78	16.54	45.092	13.82	24.082
2402	3.0	ePA	0	15.61	36.392	12.40	17.378
2441	3.0	ePA	39	16.97	49.774	14.29	26.853
2480	3.0	ePA	78	16.64	46.132	13.33	21.528
2402	3.0	iPA	0	15.91	38.985	13.13	20.535
2441	3.0	iPA	39	17.74	59.484	14.27	26.749
2480	3.0	iPA	78	16.72	47.033	13.79	23.939

Table 7-5. Conducted Output Power Measurements – ANT1

FCC ID: A3LSMF711U1		MEASUREMENT REPORT (CERTIFICATION)		Approved by: Technical Manager
Test Report S/N: 1M2107290086-14.A3L	Test Dates: 04/16/2021 - 04/29/2021	EUT Type: Portable Handset	Page 54 of 139	

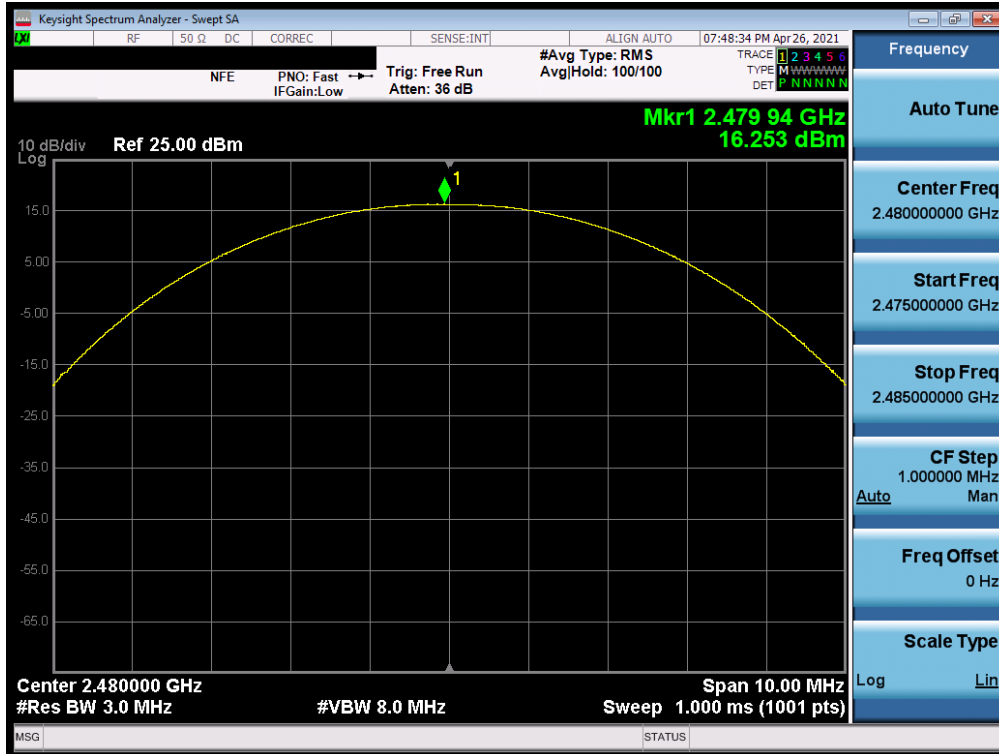


Plot 7-73. Peak Conducted Power (1Mbps, ePA – Ch. 0) – ANT1

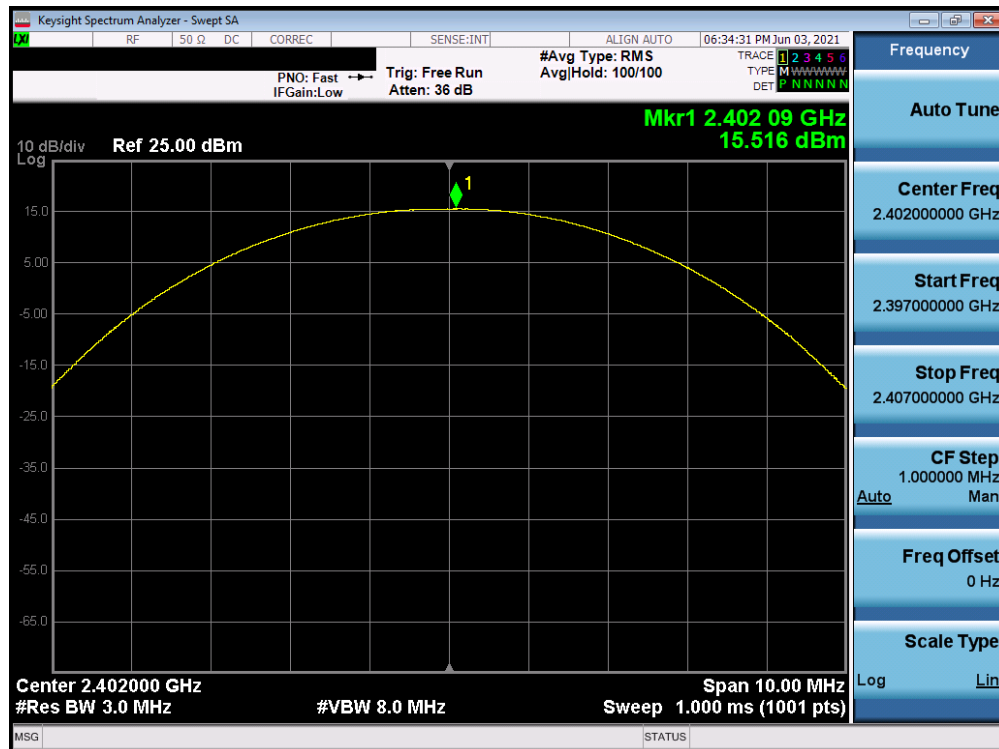


Plot 7-74. Peak Conducted Power (1Mbps, ePA – Ch. 39) – ANT1

FCC ID: A3LSMF711U1	PCTEST Proud to be part of element	MEASUREMENT REPORT (CERTIFICATION)	SAMSUNG	Approved by: Technical Manager
Test Report S/N: 1M2107290086-14.A3L	Test Dates: 04/16/2021 - 04/29/2021	EUT Type: Portable Handset		Page 55 of 139

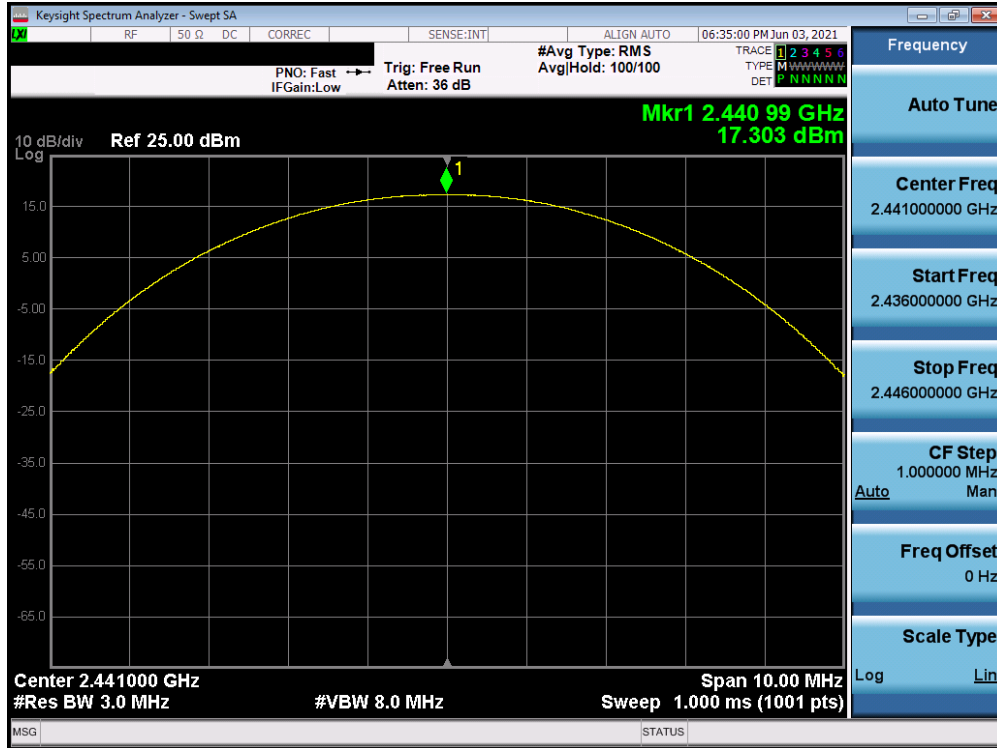


Plot 7-75. Peak Conducted Power (1Mbps, ePA – Ch. 78) – ANT1

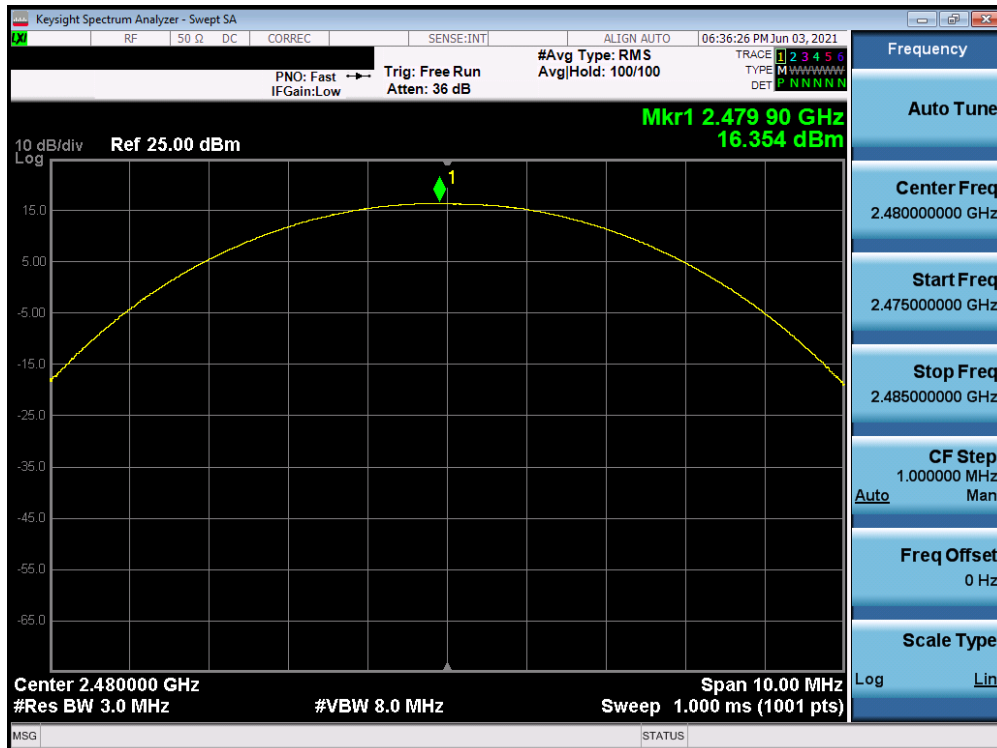


Plot 7-76. Peak Conducted Power (1Mbps, iPA – Ch. 0) – ANT1

FCC ID: A3LSMF711U1	PCTEST Proud to be part of element	MEASUREMENT REPORT (CERTIFICATION)	SAMSUNG	Approved by: Technical Manager
Test Report S/N: 1M2107290086-14.A3L	Test Dates: 04/16/2021 - 04/29/2021	EUT Type: Portable Handset		Page 56 of 139

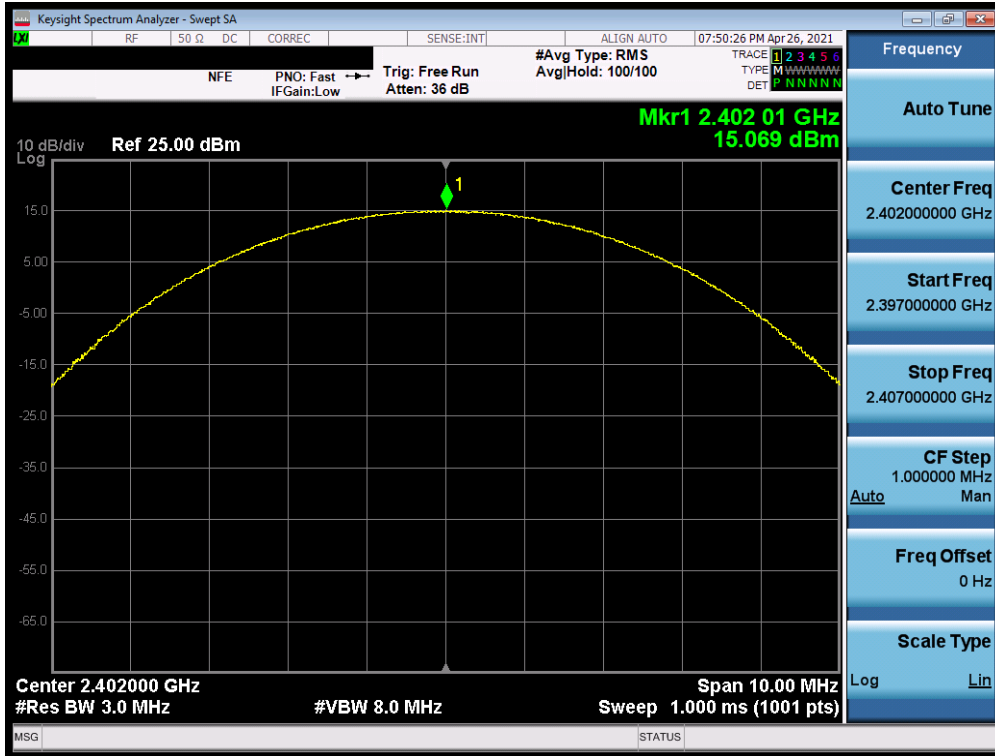


Plot 7-77. Peak Conducted Power (1Mbps, iPA – Ch. 39) – ANT1

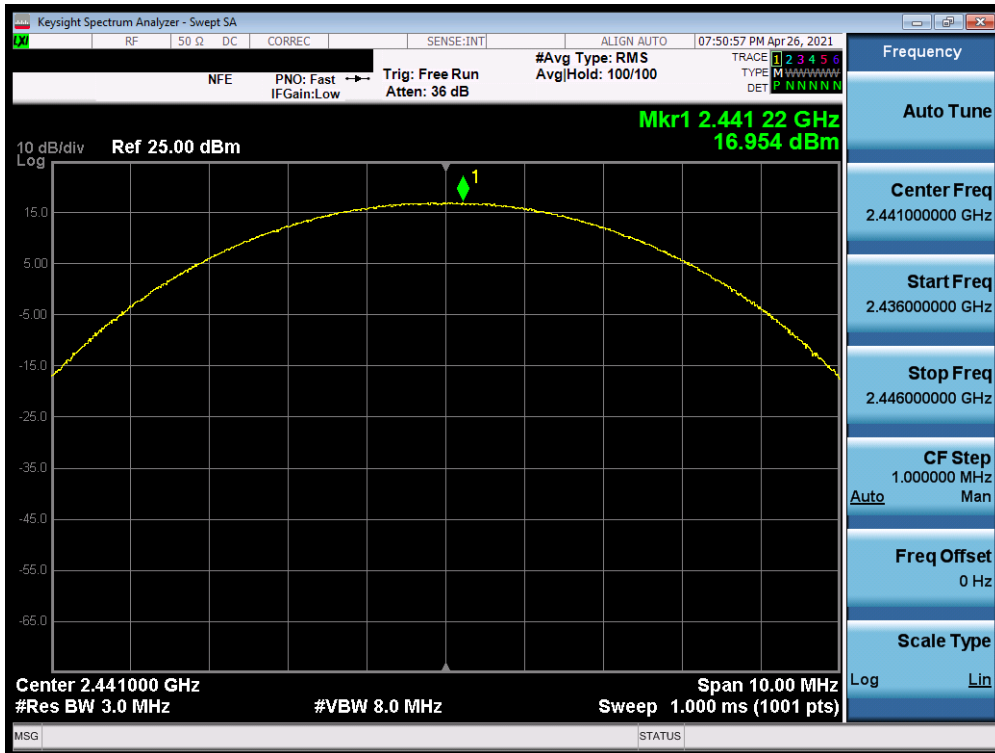


Plot 7-78. Peak Conducted Power (1Mbps, iPA – Ch. 78) – ANT1

FCC ID: A3LSMF711U1	PCTEST Proud to be part of element	MEASUREMENT REPORT (CERTIFICATION)	SAMSUNG	Approved by: Technical Manager
Test Report S/N: 1M2107290086-14.A3L	Test Dates: 04/16/2021 - 04/29/2021	EUT Type: Portable Handset		Page 57 of 139

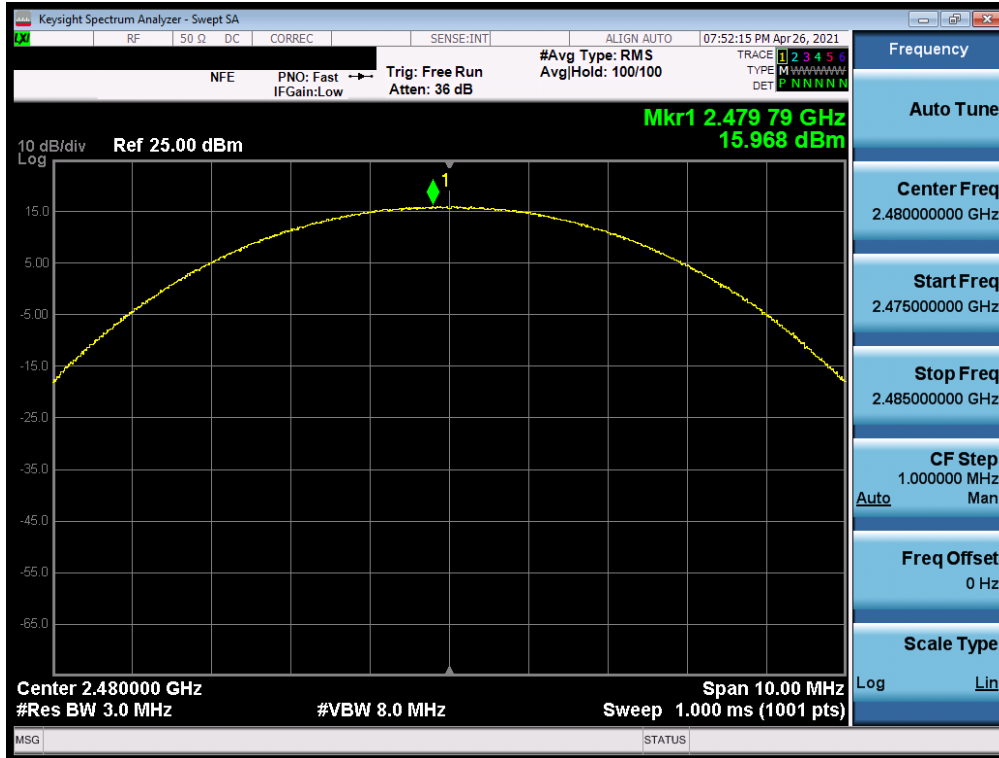


Plot 7-79. Peak Conducted Power (2Mbps, ePA – Ch. 0) – ANT1

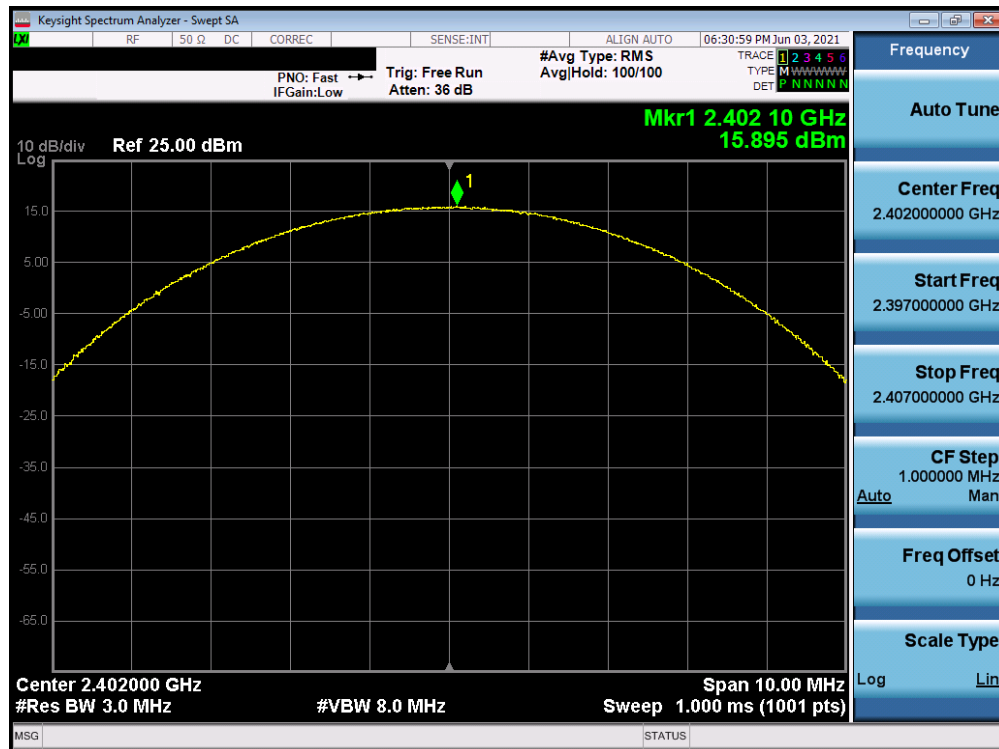


Plot 7-80. Peak Conducted Power (2Mbps, ePA – Ch. 39) – ANT1

FCC ID: A3LSMF711U1	PCTEST Proud to be part of element	MEASUREMENT REPORT (CERTIFICATION)		Approved by: Technical Manager
Test Report S/N: 1M2107290086-14.A3L	Test Dates: 04/16/2021 - 04/29/2021	EUT Type: Portable Handset		Page 58 of 139

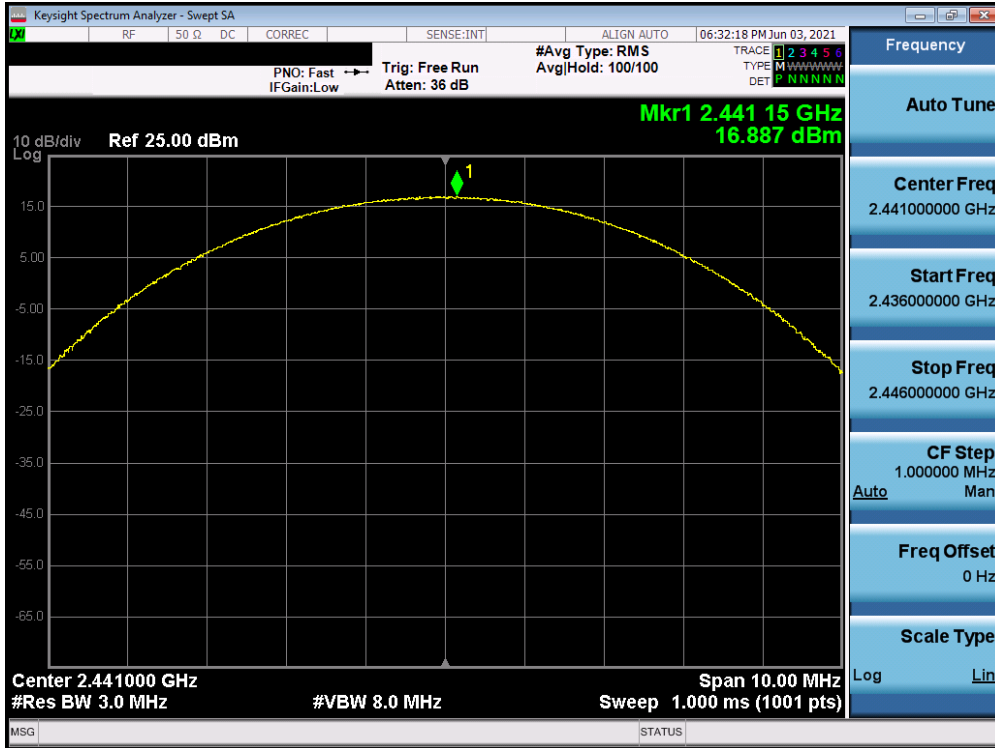


Plot 7-81. Peak Conducted Power (2Mbps, ePA – Ch. 78) – ANT1

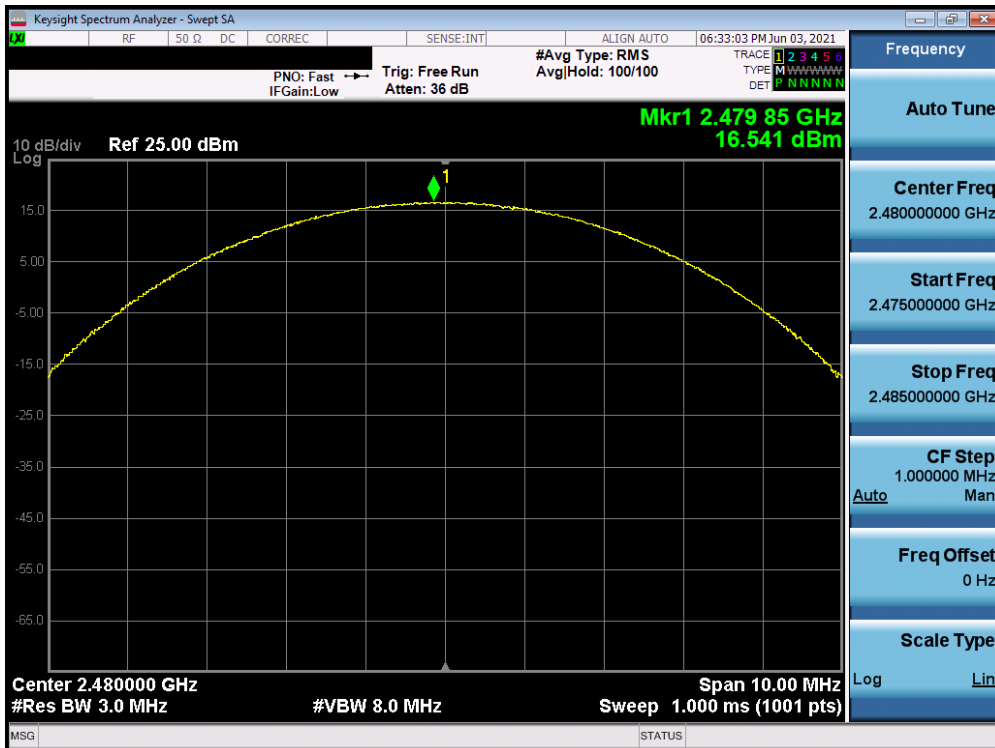


Plot 7-82. Peak Conducted Power (2Mbps, iPA – Ch. 0) – ANT1

FCC ID: A3LSMF711U1	PCTEST Proud to be part of element	MEASUREMENT REPORT (CERTIFICATION)		Approved by: Technical Manager
Test Report S/N: 1M2107290086-14.A3L	Test Dates: 04/16/2021 - 04/29/2021	EUT Type: Portable Handset		Page 59 of 139

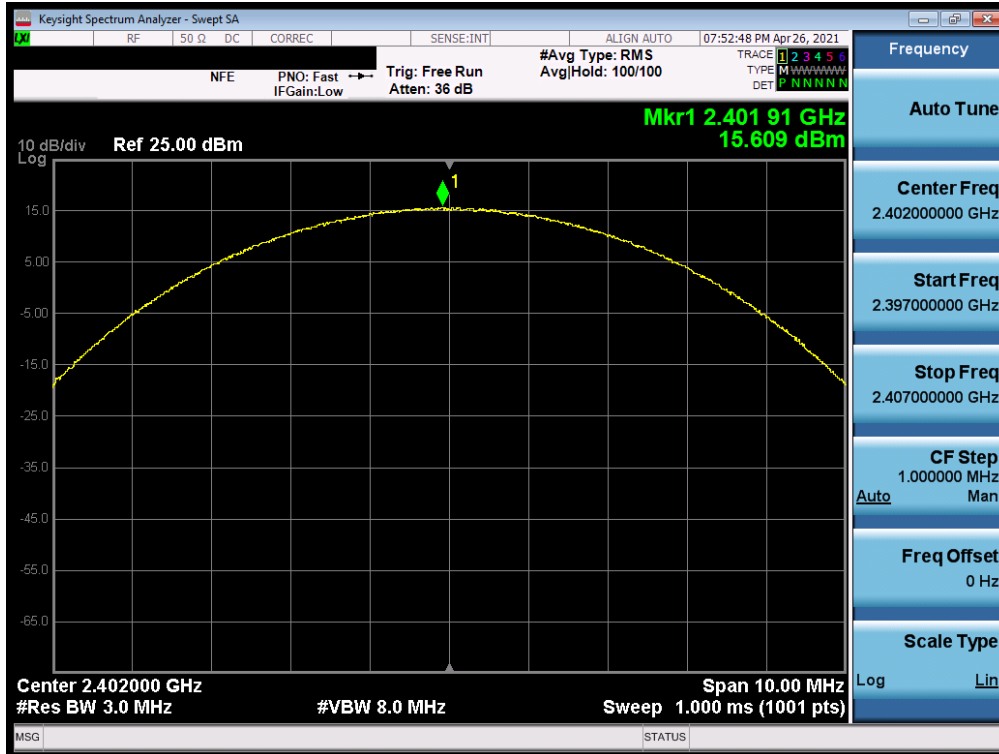


Plot 7-83. Peak Conducted Power (2Mbps, iPA – Ch. 39) – ANT1

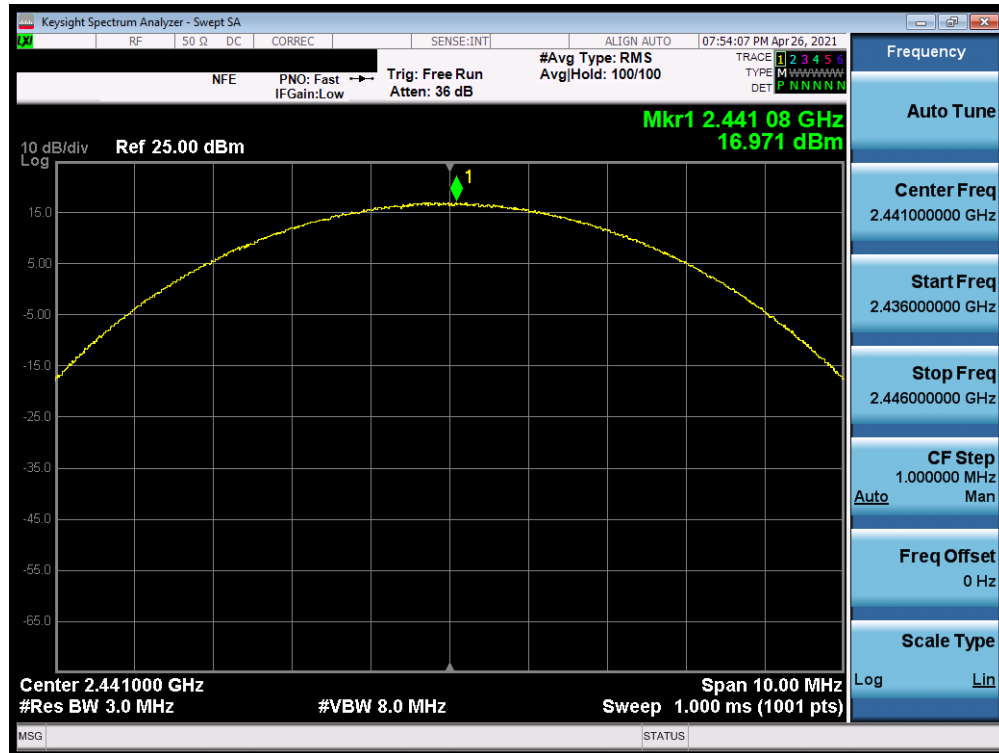


Plot 7-84. Peak Conducted Power (2Mbps, iPA – Ch. 78) – ANT1

FCC ID: A3LSMF711U1	PCTEST Proud to be part of element	MEASUREMENT REPORT (CERTIFICATION)	SAMSUNG	Approved by: Technical Manager
Test Report S/N: 1M2107290086-14.A3L	Test Dates: 04/16/2021 - 04/29/2021	EUT Type: Portable Handset		Page 60 of 139

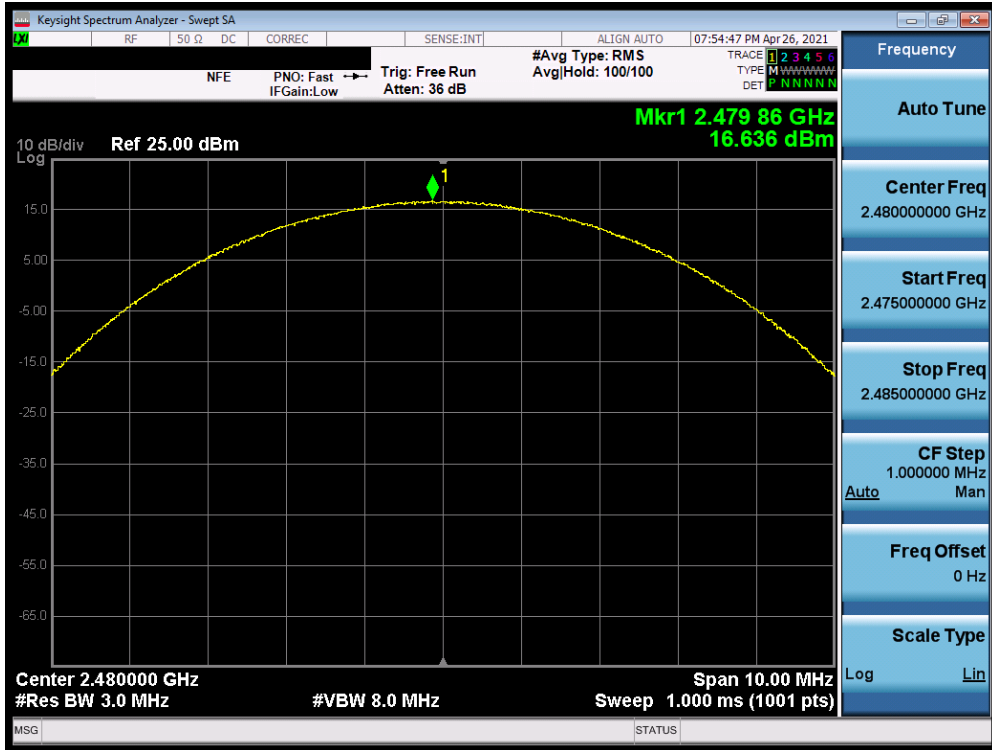


Plot 7-85. Peak Conducted Power (3Mbps, ePA – Ch. 0) – ANT1

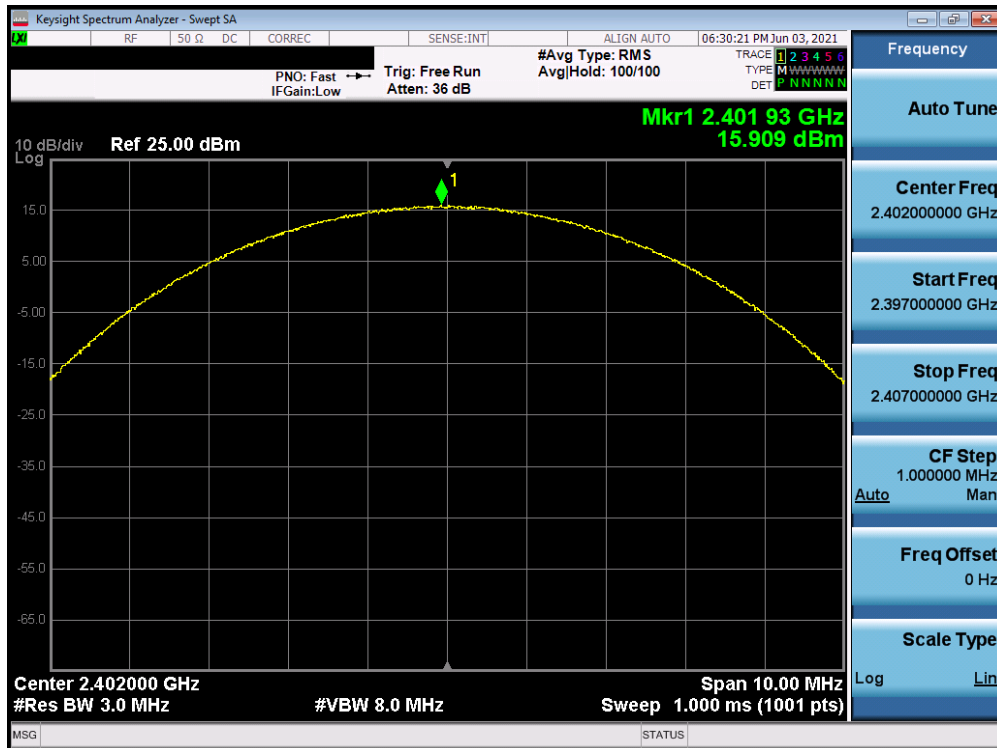


Plot 7-86. Peak Conducted Power (3Mbps, ePA – Ch. 39) – ANT1

FCC ID: A3LSMF711U1	PCTEST Proud to be part of element	MEASUREMENT REPORT (CERTIFICATION)	SAMSUNG	Approved by: Technical Manager
Test Report S/N: 1M2107290086-14.A3L	Test Dates: 04/16/2021 - 04/29/2021	EUT Type: Portable Handset		Page 61 of 139

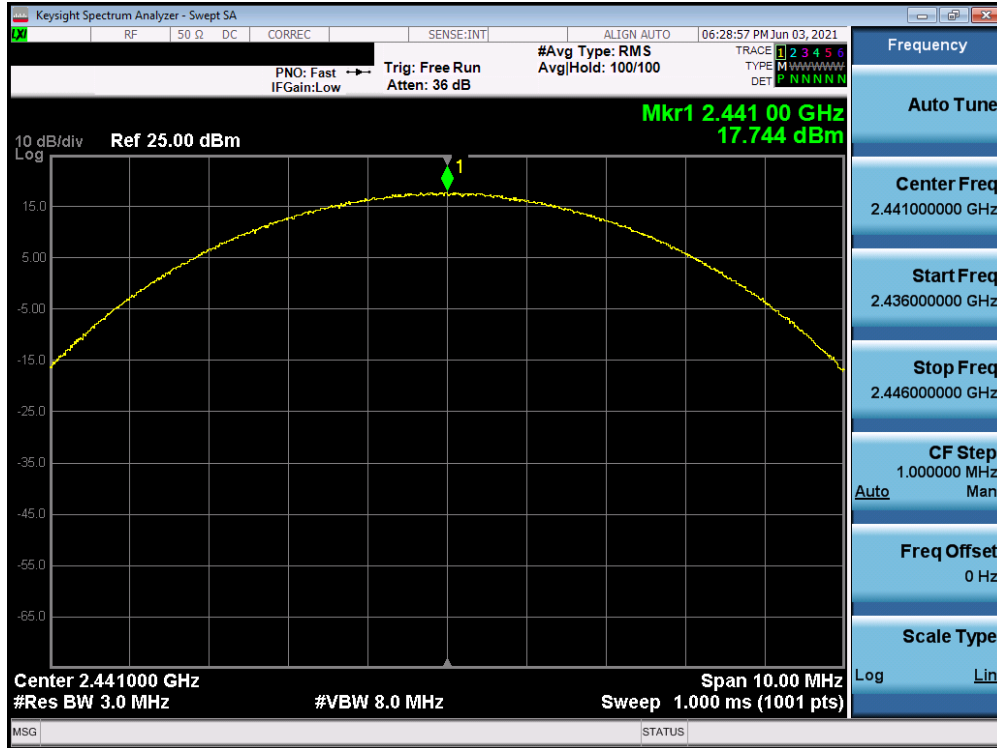


Plot 7-87. Peak Conducted Power (3Mbps, ePA – Ch. 78) – ANT1

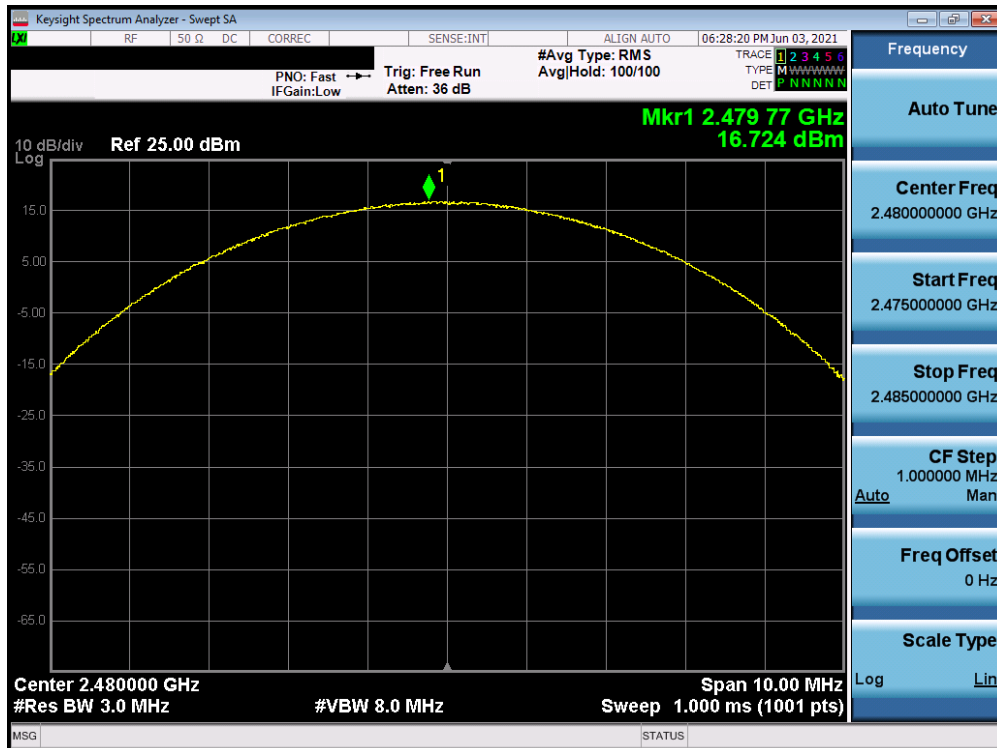


Plot 7-88. Peak Conducted Power (3Mbps, iPA – Ch. 0) – ANT1

FCC ID: A3LSMF711U1	PCTEST Proud to be part of element	MEASUREMENT REPORT (CERTIFICATION)	SAMSUNG	Approved by: Technical Manager
Test Report S/N: 1M2107290086-14.A3L	Test Dates: 04/16/2021 - 04/29/2021	EUT Type: Portable Handset		Page 62 of 139

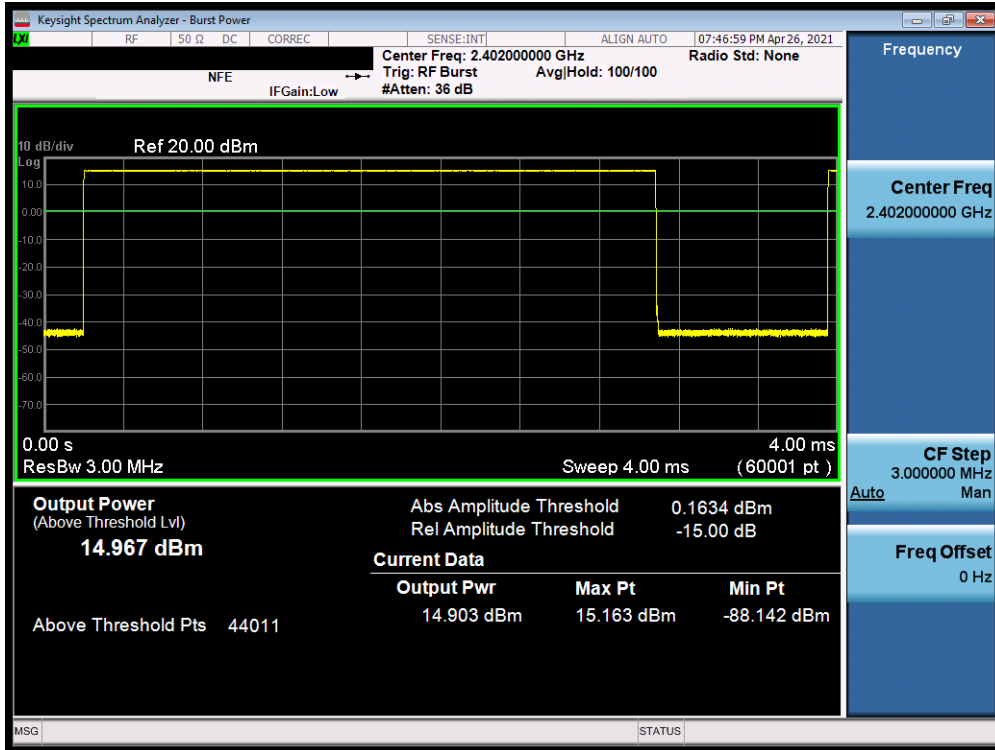


Plot 7-89. Peak Conducted Power (3Mbps, iPA – Ch. 39) – ANT1

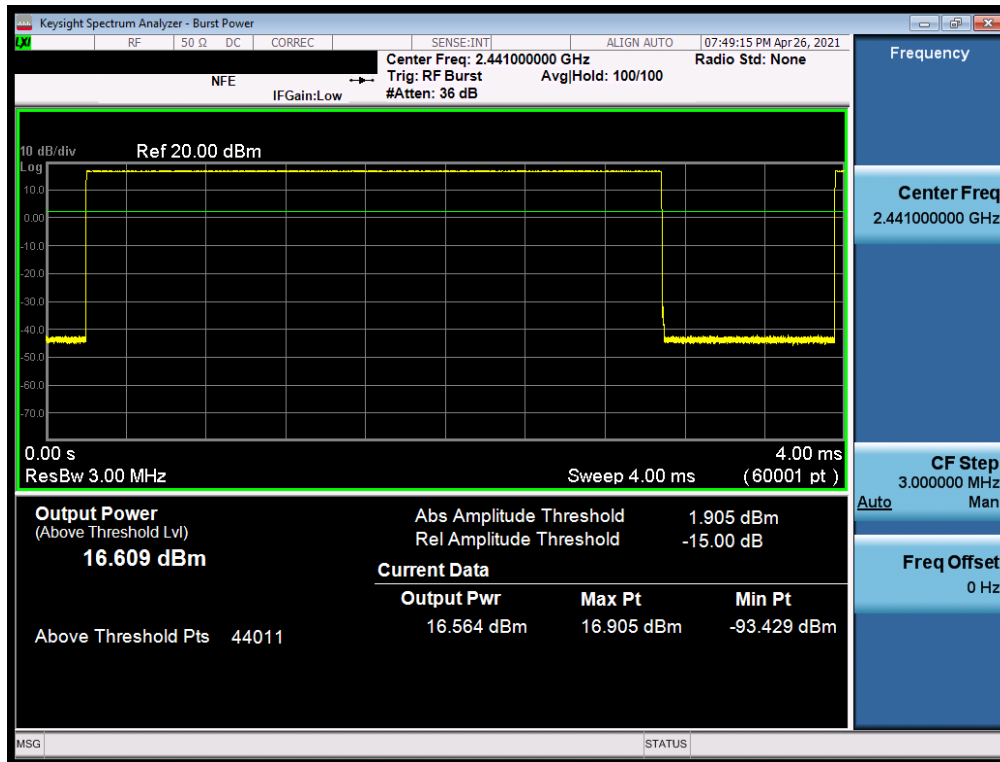


Plot 7-90. Peak Conducted Power (3Mbps, iPA – Ch. 78) – ANT1

FCC ID: A3LSMF711U1	PCTEST Proud to be part of element	MEASUREMENT REPORT (CERTIFICATION)	SAMSUNG	Approved by: Technical Manager
Test Report S/N: 1M2107290086-14.A3L	Test Dates: 04/16/2021 - 04/29/2021	EUT Type: Portable Handset		Page 63 of 139

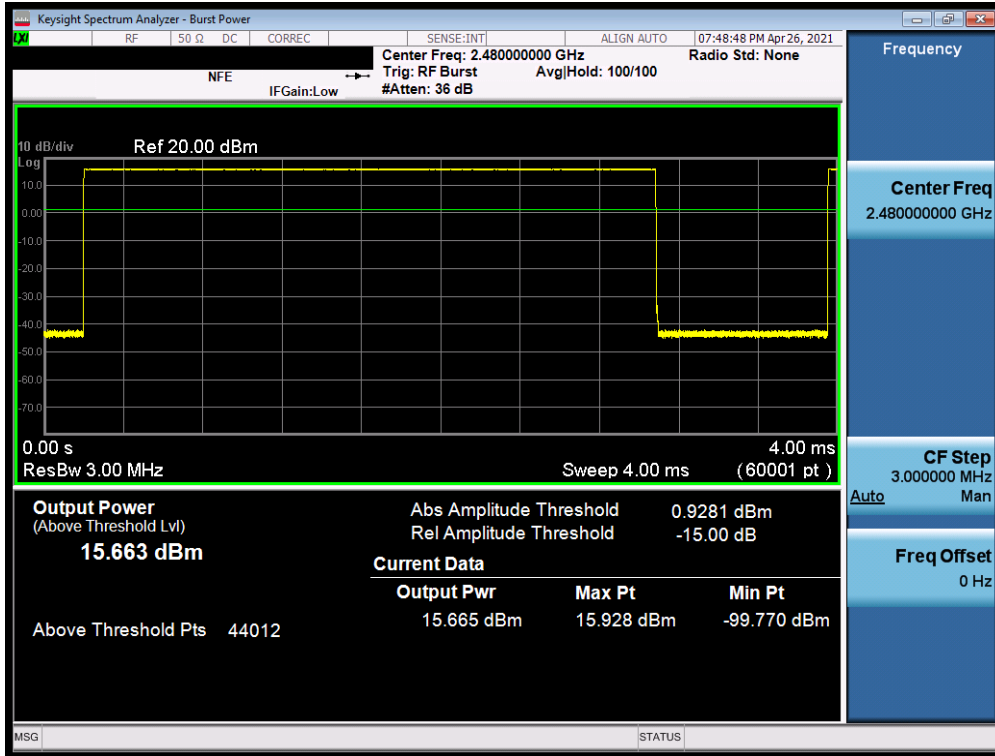


Plot 7-91. Average Conducted Power (1Mbps, ePA – Ch. 0) – ANT1

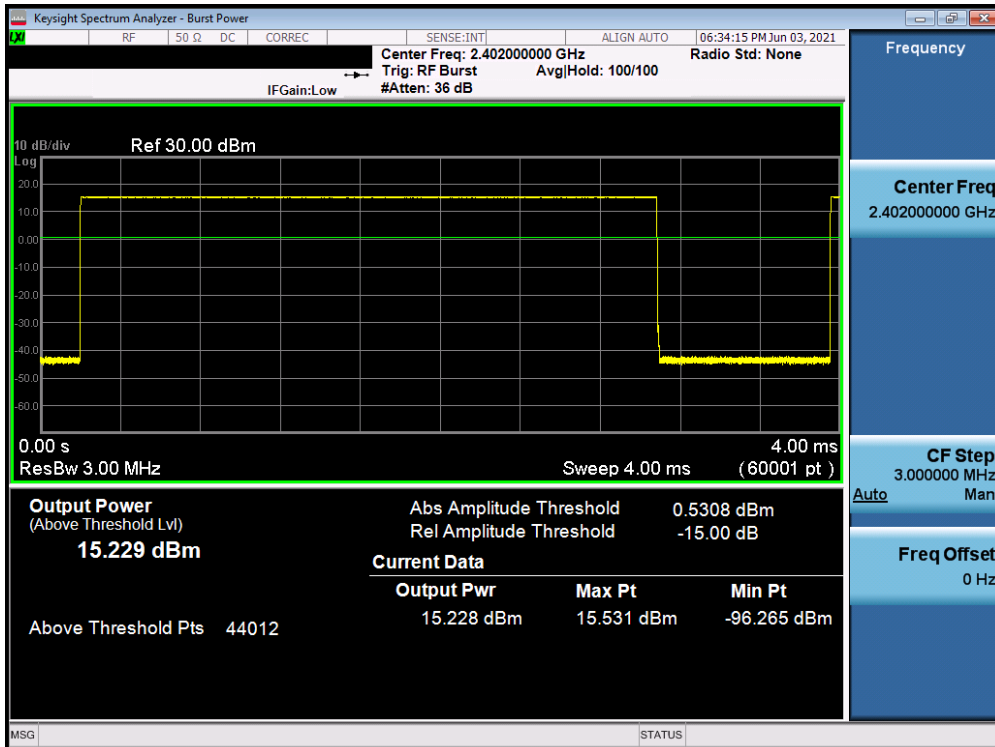


Plot 7-92. Average Conducted Power (1Mbps, ePA – Ch. 39) – ANT1

FCC ID: A3LSMF711U1	PCTEST Proud to be part of element	MEASUREMENT REPORT (CERTIFICATION)	SAMSUNG	Approved by: Technical Manager
Test Report S/N: 1M2107290086-14.A3L	Test Dates: 04/16/2021 - 04/29/2021	EUT Type: Portable Handset		Page 64 of 139

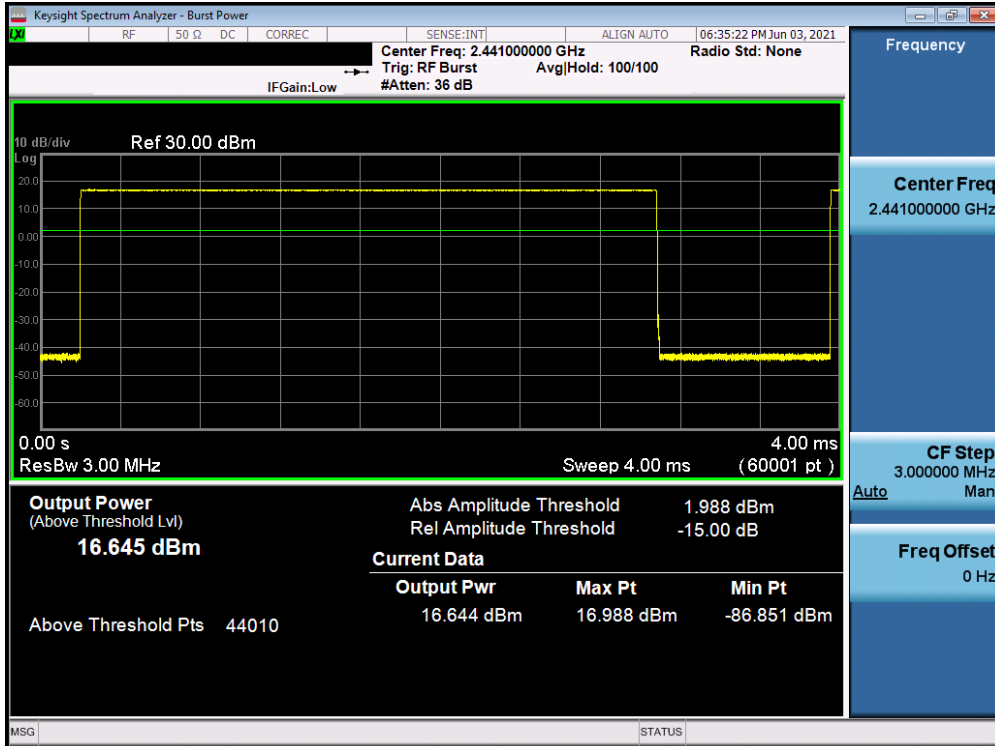


Plot 7-93. Average Conducted Power (1Mbps, ePA – Ch. 78) – ANT1

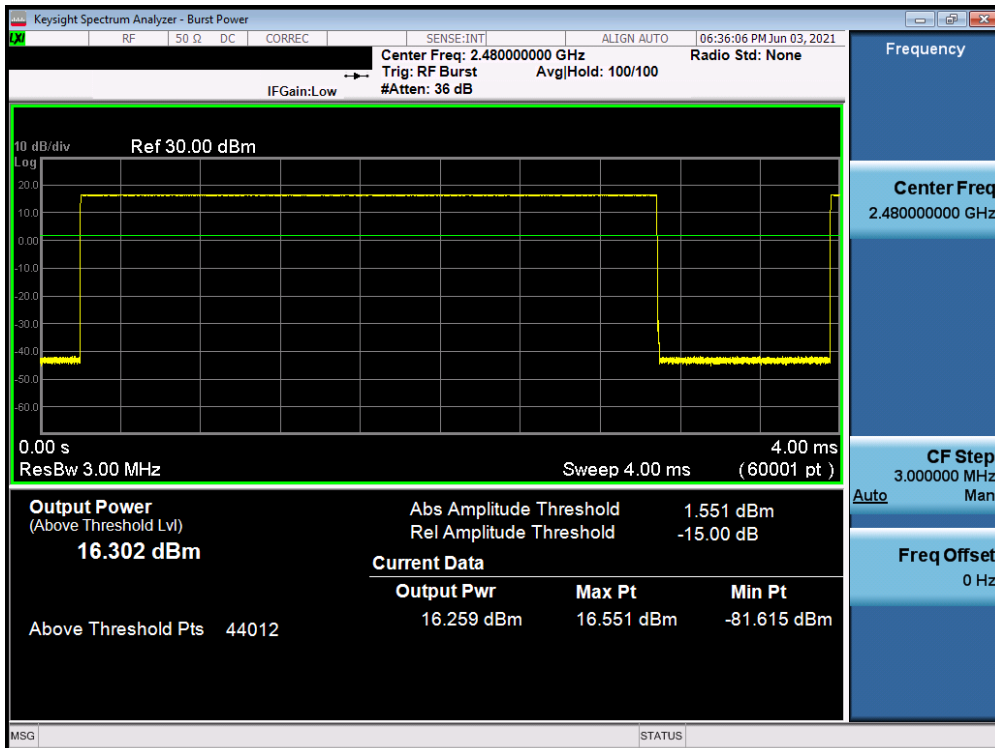


Plot 7-94. Average Conducted Power (1Mbps, iPA – Ch. 0) – ANT1

FCC ID: A3LSMF711U1	PCTEST Proud to be part of element	MEASUREMENT REPORT (CERTIFICATION)	SAMSUNG	Approved by: Technical Manager
Test Report S/N: 1M2107290086-14.A3L	Test Dates: 04/16/2021 - 04/29/2021	EUT Type: Portable Handset		Page 65 of 139

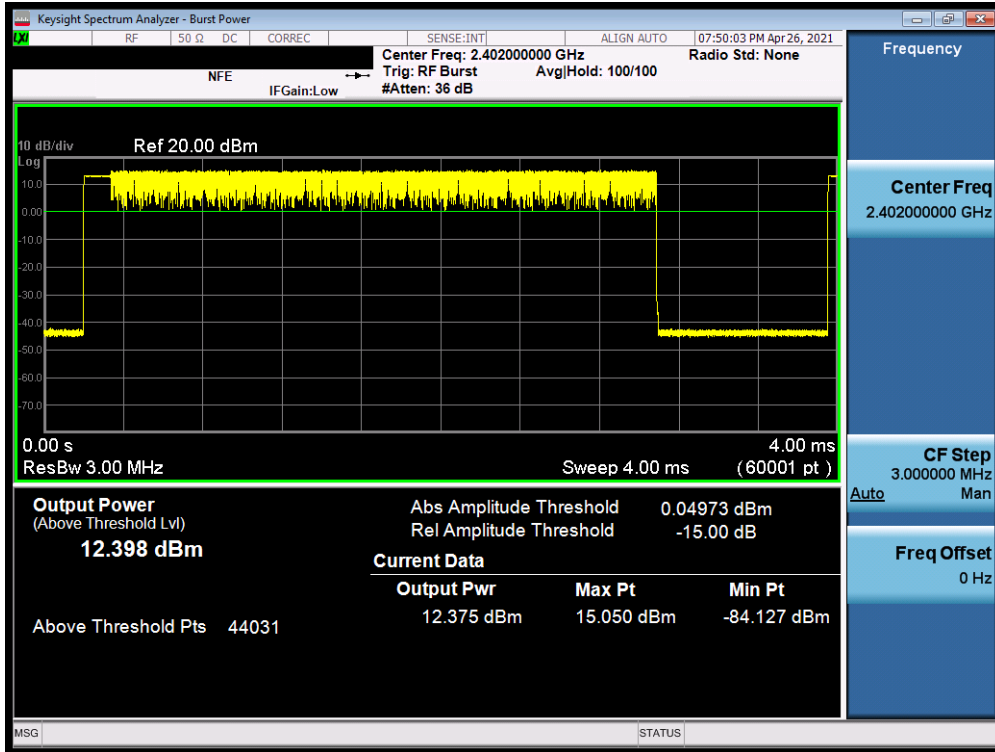


Plot 7-95. Average Conducted Power (1Mbps, iPA – Ch. 39) – ANT1

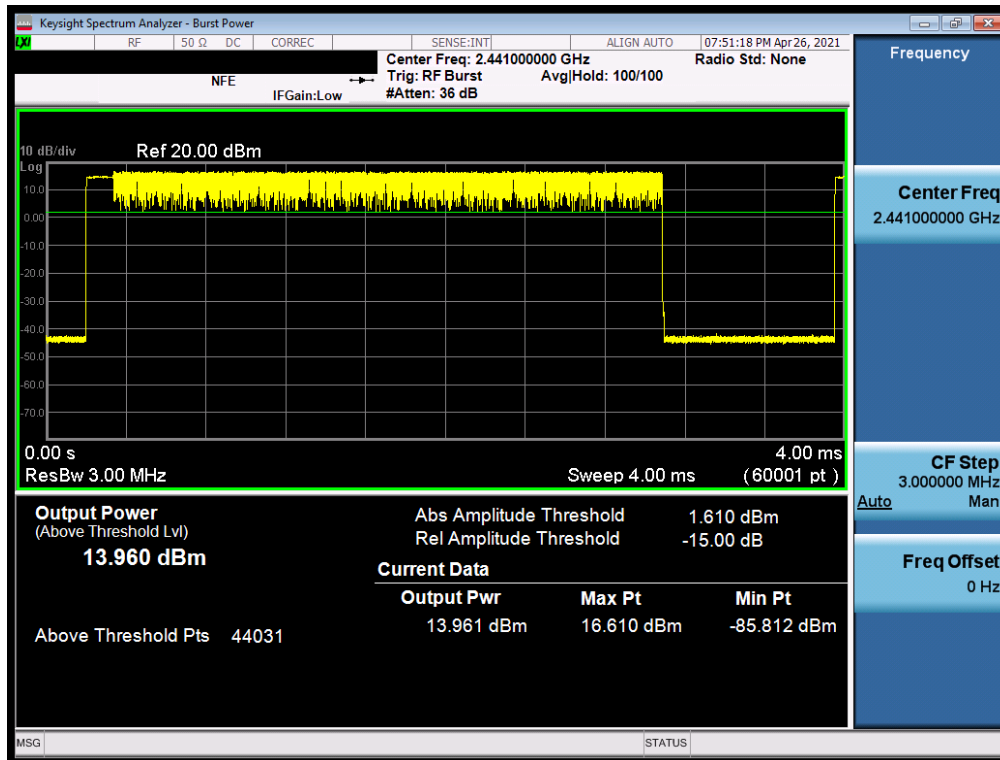


Plot 7-96. Average Conducted Power (1Mbps, iPA – Ch. 78) – ANT1

FCC ID: A3LSMF711U1	PCTEST Proud to be part of element	MEASUREMENT REPORT (CERTIFICATION)	SAMSUNG	Approved by: Technical Manager
Test Report S/N: 1M2107290086-14.A3L	Test Dates: 04/16/2021 - 04/29/2021	EUT Type: Portable Handset		Page 66 of 139

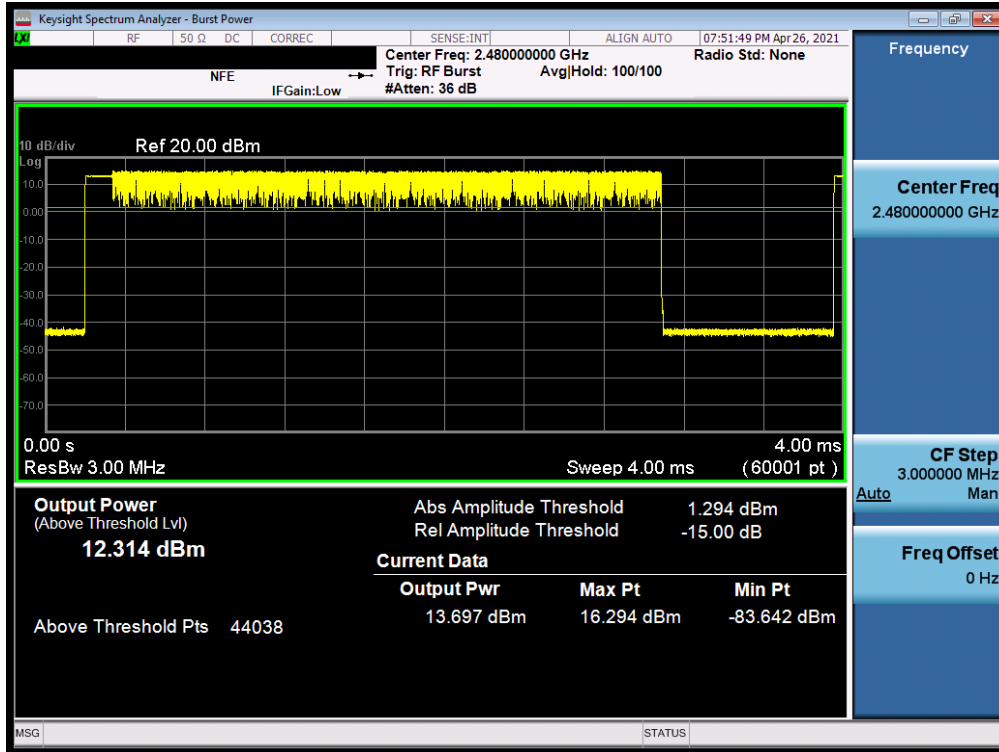


Plot 7-97. Average Conducted Power (2Mbps, ePA – Ch. 0) – ANT1

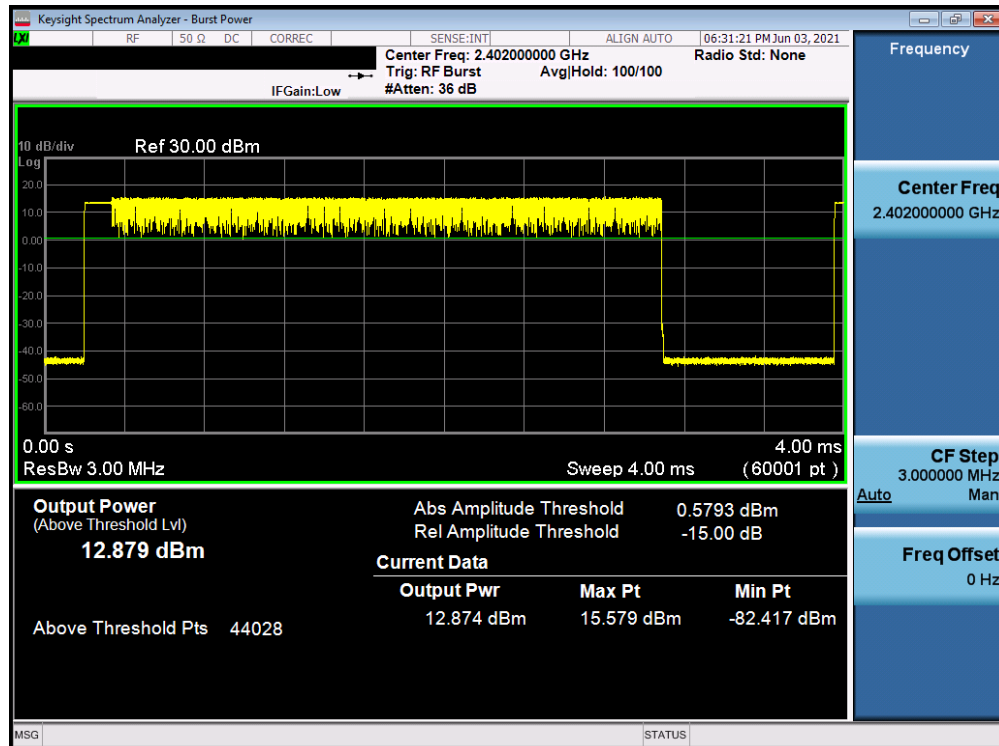


Plot 7-98. Average Conducted Power (2Mbps, ePA – Ch. 39) – ANT1

FCC ID: A3LSMF711U1	PCTEST Proud to be part of element	MEASUREMENT REPORT (CERTIFICATION)	SAMSUNG	Approved by: Technical Manager
Test Report S/N: 1M2107290086-14.A3L	Test Dates: 04/16/2021 - 04/29/2021	EUT Type: Portable Handset		Page 67 of 139



Plot 7-99. Average Conducted Power (2Mbps, ePA – Ch. 78) – ANT1



Plot 7-100. Average Conducted Power (2Mbps, iPA – Ch. 0) – ANT1

FCC ID: A3LSMF711U1	PCTEST Proud to be part of element	MEASUREMENT REPORT (CERTIFICATION)	SAMSUNG	Approved by: Technical Manager
Test Report S/N: 1M2107290086-14.A3L	Test Dates: 04/16/2021 - 04/29/2021	EUT Type: Portable Handset		Page 68 of 139