

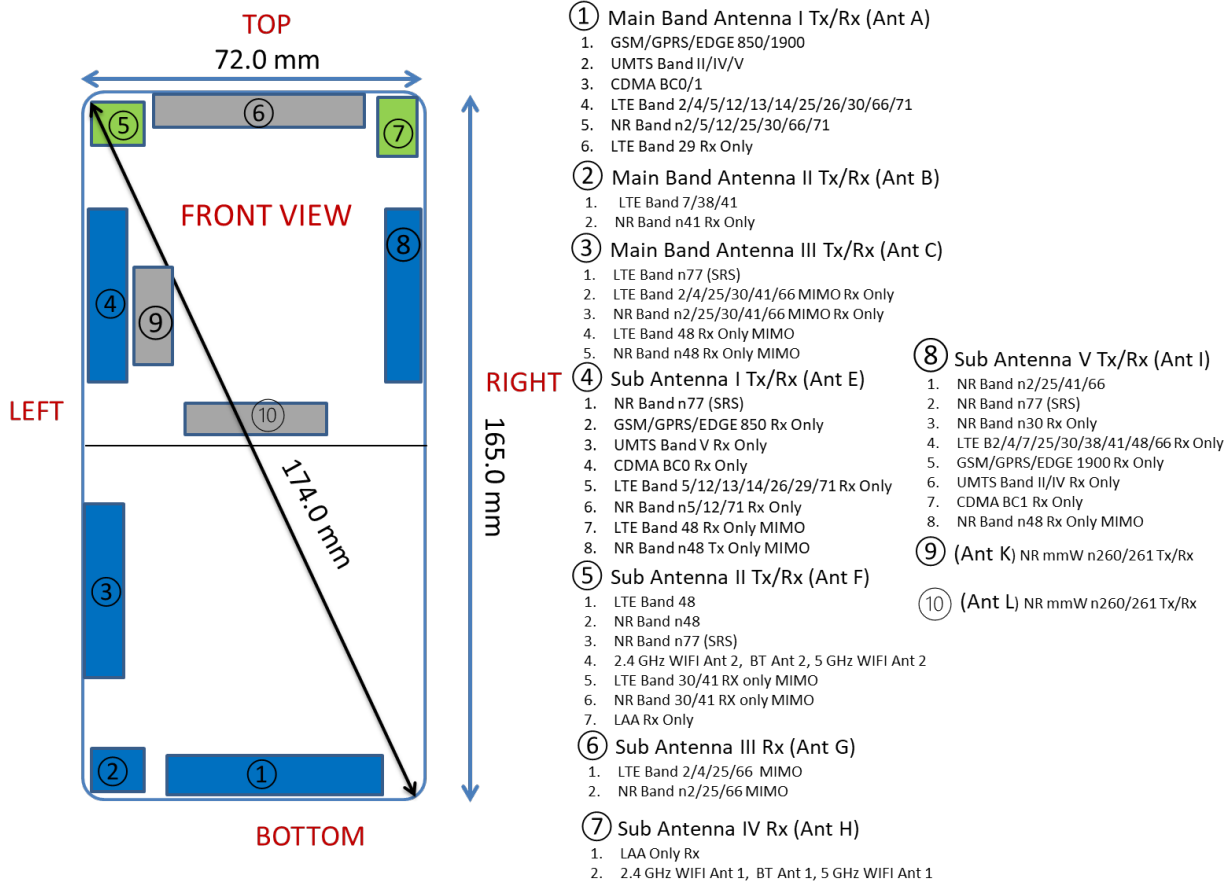




# APPENDIX E: DUT ANTENNA DIAGRAM & SAR TEST SETUP PHOTOGRAPHS

<b>FCC ID</b> A3LSMF711U	 <b>PCTEST</b> <small>Proud to be part of @element</small>	<b>SAR EVALUATION REPORT</b>		<b>Approved by:</b> Quality Manager
<b>Test Dates:</b> 05/18/21 – 06/03/21	<b>DUT Type:</b> Portable Handset			<b>APPENDIX E:</b> Page 1 of 13



Note: Exact antenna dimensions and separation distances are shown in the Technical Descriptions in the FCC Filing.

**Figure E-1**  
**DUT Antenna Locations Open Configuration**

FCC ID A3LSMF711U		SAR EVALUATION REPORT		Approved by: Quality Manager
Test Dates: 05/18/21 – 06/03/21	DUT Type: Portable Handset			APPENDIX E: Page 2 of 13

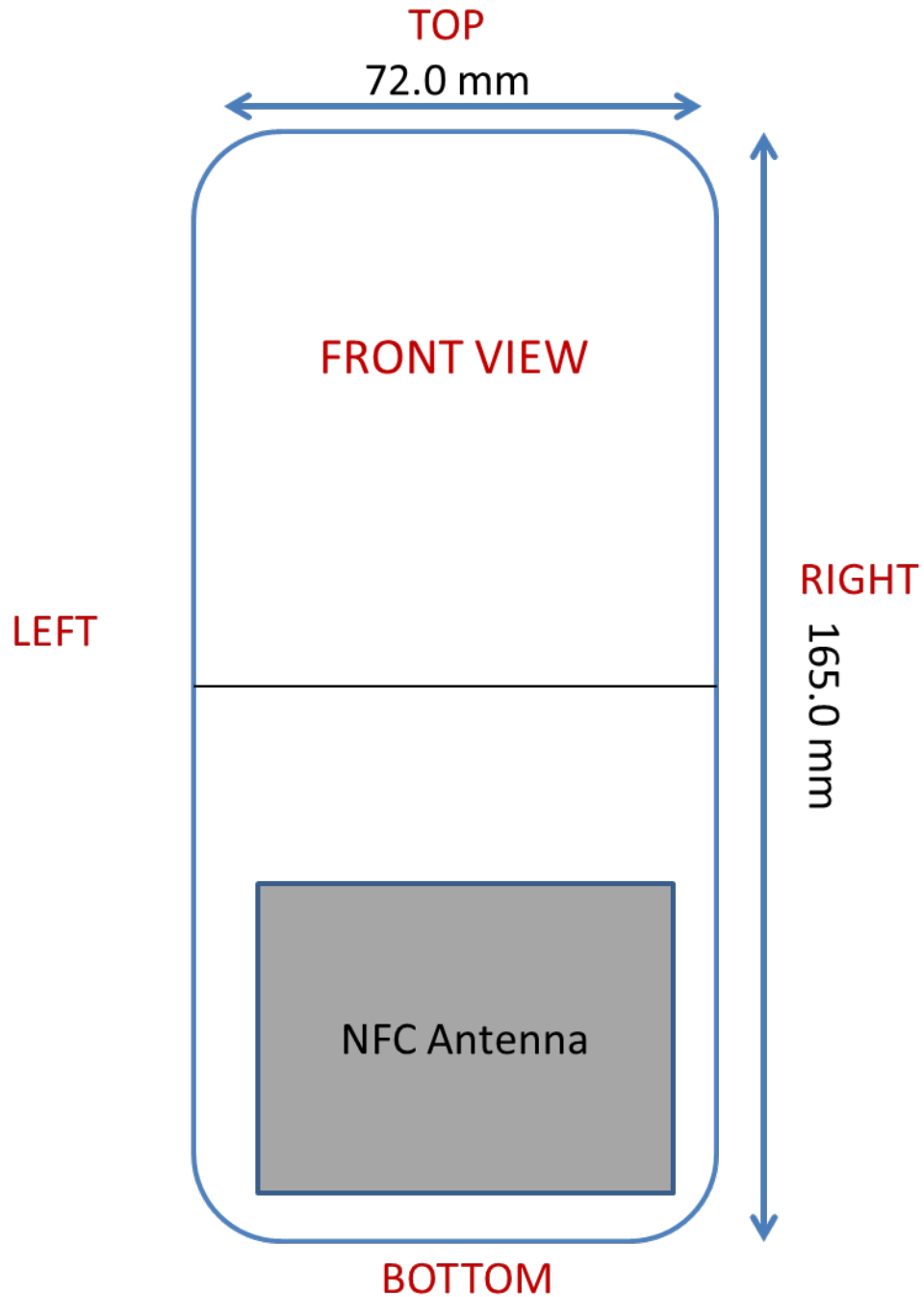


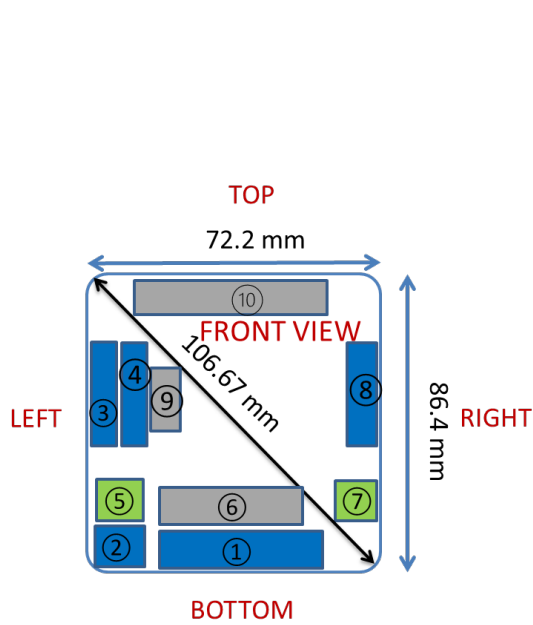


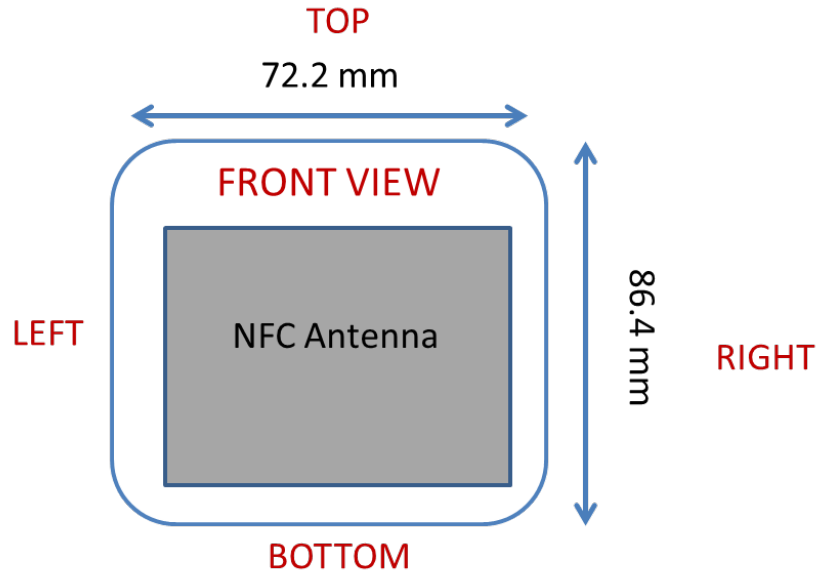
Figure E-2  
NFC Antenna Open Configuration Locations

FCC ID A3LSMF711U	 PCTEST <small>Proud to be part of @element</small>	SAR EVALUATION REPORT		Approved by: Quality Manager
Test Dates: 05/18/21 – 06/03/21	DUT Type: Portable Handset			APPENDIX E: Page 3 of 13






- ① Main Band Antenna I Tx/Rx (Ant A)
  1. GSM/GPRS/EDGE 850/1900
  2. UMTS Band II/IV/V
  3. CDMA BC0/1
  4. LTE Band 2/4/5/12/13/14/25/26/30/66/71
  5. NR Band n2/5/12/25/30/66/71
  6. LTE Band 29 Rx Only
- ② Main Band Antenna II Tx/Rx (Ant B)
  1. LTE Band 7/38/41
  2. NR Band n41 Rx Only
- ③ Main Band Antenna III Tx/Rx (Ant C)
  1. LTE Band n77 (SRS)
  2. LTE Band 2/4/25/30/41/66 MIMO Rx Only
  3. NR Band n2/25/30/41/66 MIMO Rx Only
  4. LTE Band 48 Rx Only MIMO
  5. NR Band n48 Rx Only MIMO
- ④ Sub Antenna I Tx/Rx (Ant E)
  1. NR Band n77 (SRS)
  2. GSM/GPRS/EDGE 850 Rx Only
  3. UMTS Band V Rx Only
  4. CDMA BC0 Rx Only
  5. LTE Band 5/12/13/14/26/29/71 Rx Only
  6. NR Band n5/12/71 Rx Only
  7. LTE Band 48 Rx Only MIMO
  8. NR Band n48 Tx Only MIMO
- ⑤ Sub Antenna II Tx/Rx (Ant F)
  1. LTE Band 48
  2. NR Band n48
  3. NR Band n77 (SRS)
  4. 2.4 GHz WIFI Ant 2, BT Ant 2, 5 GHz WIFI Ant 2
  5. LTE Band 30/41 RX only MIMO
  6. NR Band 30/41 RX only MIMO
  7. LAA Rx Only
- ⑥ Sub Antenna III Rx (Ant G)
  1. LTE Band 2/4/25/66 MIMO
  2. NR Band n2/25/66 MIMO
- ⑦ Sub Antenna IV Rx (Ant H)
  1. LAA Only Rx
  2. 2.4 GHz WIFI Ant 1, BT Ant 1, 5 GHz WIFI Ant 1
- ⑧ Sub Antenna V Tx/Rx (Ant I)
  1. NR Band n2/25/41/66
  2. NR Band n77 (SRS)
  3. NR Band n30 Rx Only
  4. LTE B2/4/7/25/30/38/41/48/66 Rx Only
  5. GSM/GPRS/EDGE 1900 Rx Only
  6. UMTS Band II/IV Rx Only
  7. CDMA BC1 Rx Only
  8. NR Band n48 Rx Only MIMO
- ⑨ (Ant K) NR mmW n260/261 Tx/Rx
- ⑩ (Ant L) NR mmW n260/261 Tx/Rx

**Figure E-3**  
**DUT Antenna Locations Closed Configuration**




**Figure E-4**  
**NFC Antenna Closed Configuration Locations**



FCC ID A3LSMF711U	 PCTEST Proud to be part of Element	SAR EVALUATION REPORT		Approved by: Quality Manager
Test Dates: 05/18/21 – 06/03/21	DUT Type: Portable Handset			APPENDIX E: Page 4 of 13




**SAR Test Setup Photo 1 – Head, Right Cheek, 0 mm**




**SAR Test Setup Photo 2 – Head, Right Tilt, 0 mm**



<b>FCC ID</b> A3LSMF711U	 <small>Proud to be part of @element</small>	<b>SAR EVALUATION REPORT</b>	 <b>Approved by:</b> Quality Manager
<b>Test Dates:</b> 05/18/21 – 06/03/21	<b>DUT Type:</b> Portable Handset	<b>APPENDIX E:</b> Page 5 of 13	




SAR Test Setup Photo 3 – Head, Left Cheek, 0 mm




SAR Test Setup Photo 4 – Head, Left Tilt, 0mm



<b>FCC ID</b> A3LSMF711U	 <small>Proud to be part of @element</small>	<b>SAR EVALUATION REPORT</b>	 <b>Approved by:</b> Quality Manager
<b>Test Dates:</b> 05/18/21 – 06/03/21	<b>DUT Type:</b> Portable Handset	<b>APPENDIX E:</b> Page 6 of 13	




**SAR Test Setup Photo 5 – Body-Worn, Back Side at 15 mm**



**SAR Test Setup Photo 6 – Hotspot, Back Side, 10 mm**

<b>FCC ID</b> A3LSMF711U	 <small>Proud to be part of @element</small>	<b>SAR EVALUATION REPORT</b>	 <b>Approved by:</b> Quality Manager
<b>Test Dates:</b> 05/18/21 – 06/03/21	<b>DUT Type:</b> Portable Handset	<b>APPENDIX E:</b> Page 7 of 13	








**SAR Test Setup Photo 7 – Hotspot, Front Side, 10 mm**




**SAR Test Setup Photo 8 – Hotspot, Top Edge, 10 mm**

<b>FCC ID</b> A3LSMF711U	 <small>Proud to be part of @element</small>	<b>SAR EVALUATION REPORT</b>	 <b>Approved by:</b> Quality Manager
<b>Test Dates:</b> 05/18/21 – 06/03/21	<b>DUT Type:</b> Portable Handset	<b>APPENDIX E:</b> Page 8 of 13	








**SAR Test Setup Photo 9 – Hotspot, Left Edge, 10 mm**






**SAR Test Setup Photo 10 – Phablet, Left Edge, 0 mm**

<b>FCC ID</b> A3LSMF711U	 <small>Proud to be part of @element</small>	<b>SAR EVALUATION REPORT</b>	 <b>Approved by:</b> Quality Manager
<b>Test Dates:</b> 05/18/21 – 06/03/21	<b>DUT Type:</b> Portable Handset	<b>APPENDIX E:</b> Page 9 of 13	



**SAR Test Setup Photo 11 – Vertical and Horizontal Reference Lines**



<b>FCC ID</b> A3LSMF711U	 <small>Proud to be part of @element</small>	<b>SAR EVALUATION REPORT</b>		<b>Approved by:</b> Quality Manager
<b>Test Dates:</b> 05/18/21 – 06/03/21	<b>DUT Type:</b> Portable Handset			<b>APPENDIX E:</b> Page 10 of 13



**SAR Test Setup Photo 12 – Closed Body-Worn Back Side, 15 mm**




**SAR Test Setup Photo 13 – Closed Hotspot, Back Side, 5 mm**



<b>FCC ID</b> A3LSMF711U	 <small>Proud to be part of @element</small>	<b>SAR EVALUATION REPORT</b>	 <b>Approved by:</b> Quality Manager
<b>Test Dates:</b> 05/18/21 – 06/03/21	<b>DUT Type:</b> Portable Handset	<b>APPENDIX E:</b> Page 11 of 13	




**SAR Test Setup Photo 14 – Closed Hotspot, Front Side, 5 mm**





**SAR Test Setup Photo 15 – Closed Hotspot, Bottom Edge, 5 mm**

<b>FCC ID</b> A3LSMF711U	 <small>Proud to be part of @element</small>	<b>SAR EVALUATION REPORT</b>	 <b>Approved by:</b> Quality Manager
<b>Test Dates:</b> 05/18/21 – 06/03/21	<b>DUT Type:</b> Portable Handset	<b>APPENDIX E:</b> Page 12 of 13	





**SAR Test Setup Photo 16 – Closed Hotspot, Left Edge, 5 mm**

<b>FCC ID</b> A3LSMF711U	 <b>PCTEST</b> <small>Proud to be part of @element</small>	<b>SAR EVALUATION REPORT</b>		<b>Approved by:</b> Quality Manager
<b>Test Dates:</b> 05/18/21 – 06/03/21	<b>DUT Type:</b> Portable Handset			<b>APPENDIX E:</b> Page 13 of 13