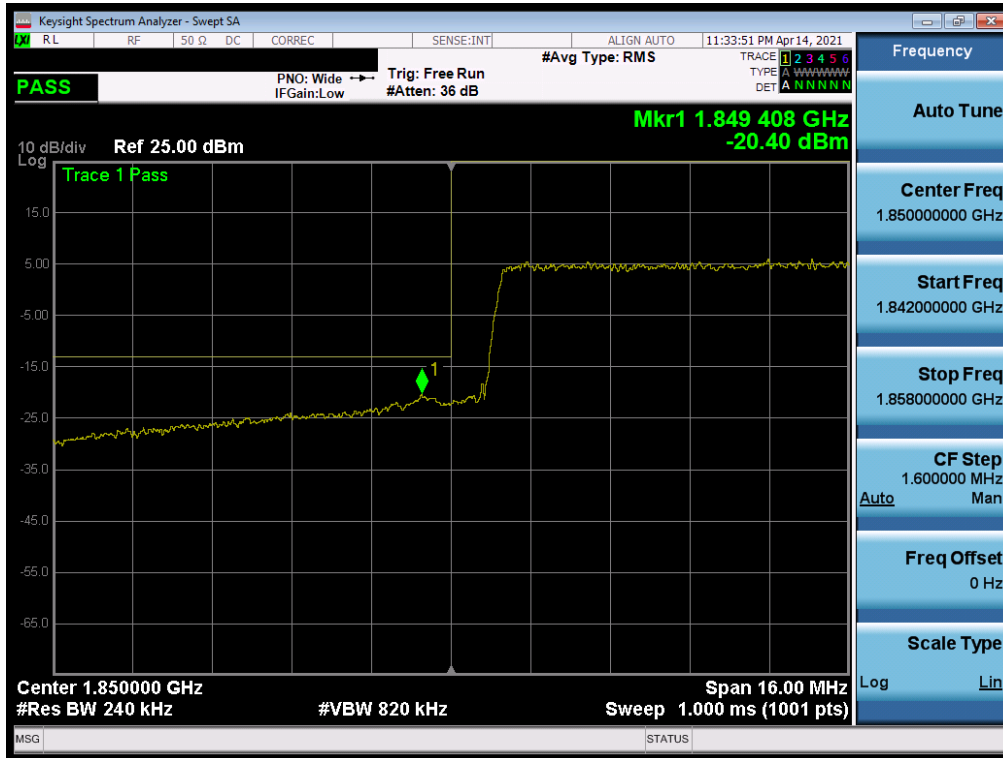
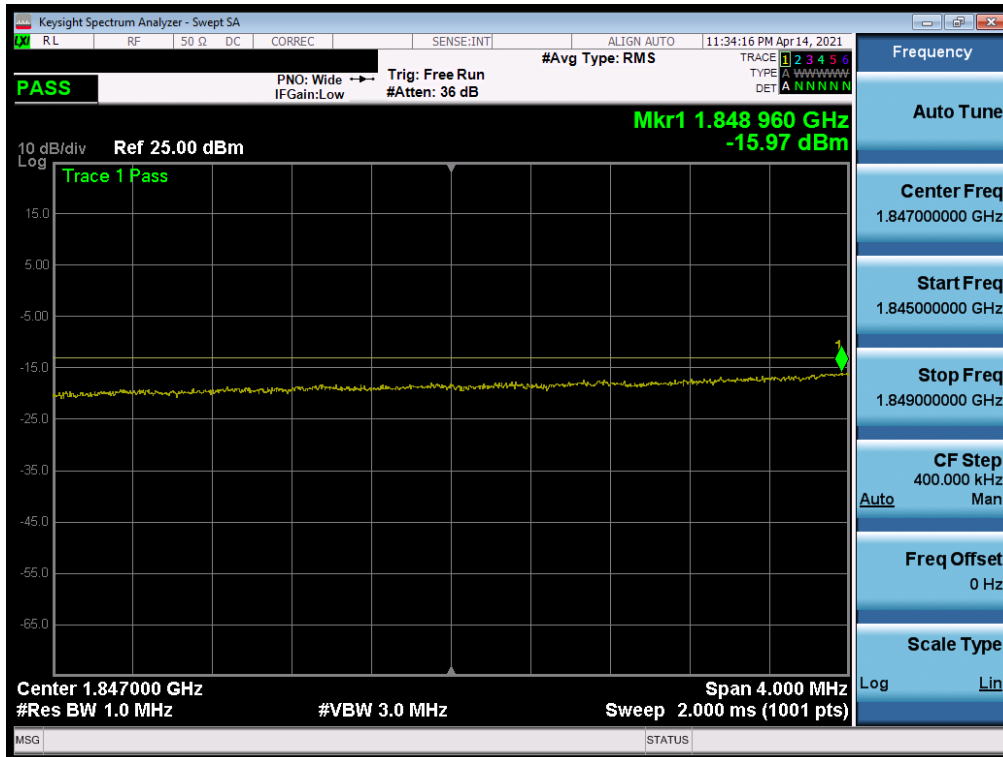


# LTE Band 25/2

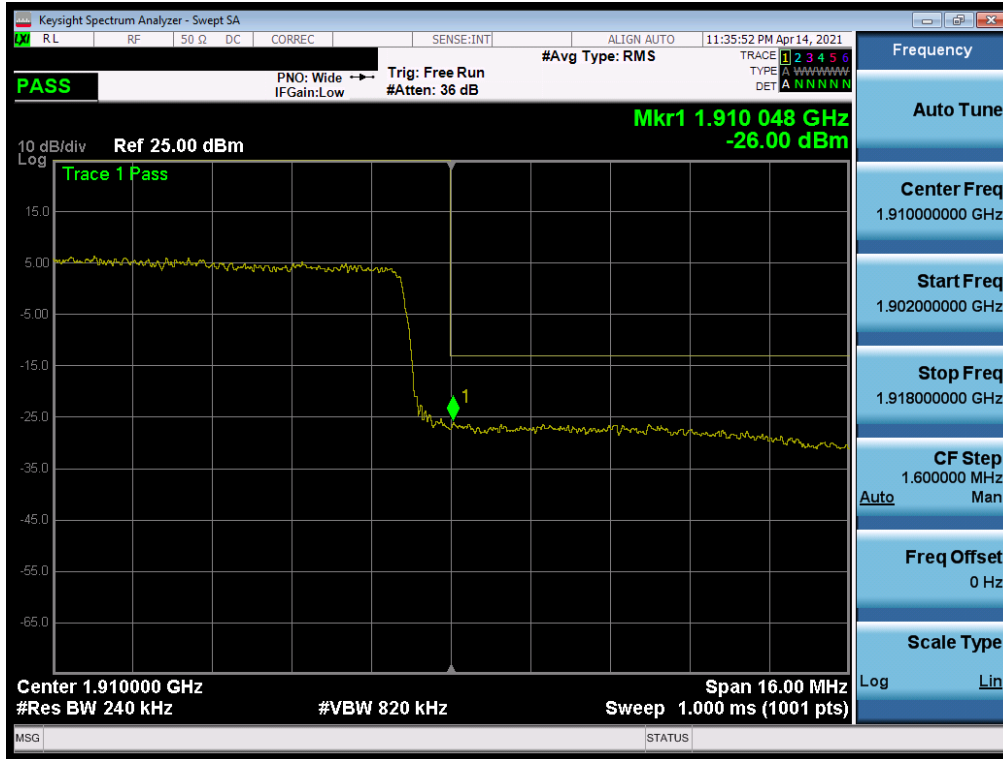


Plot 7-113. Lower Band Edge Plot (LTE Band 25/2 - 20MHz QPSK – Full RB)

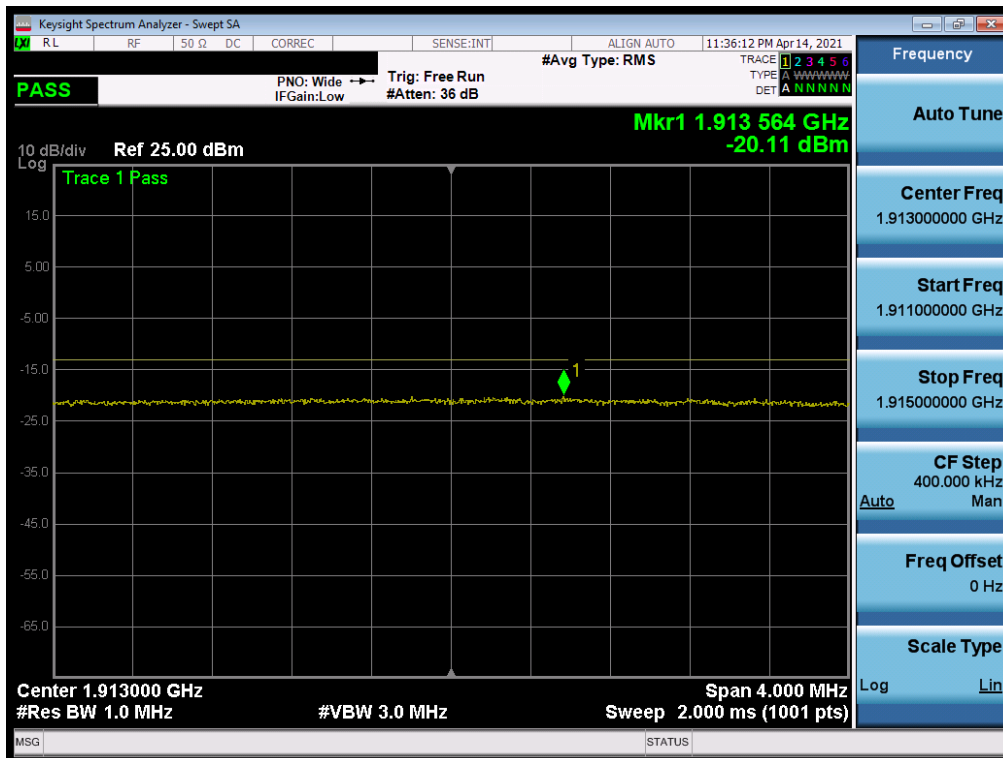


Plot 7-114. Extended Lower Band Edge Plot (LTE Band 25/2 - 20MHz QPSK – Full RB)

|   |  |                               |                |                                   |
|---|--|-------------------------------|----------------|-----------------------------------|
| FCC ID: A3LSMF711U                      | <b>PCTEST</b><br>Proud to be part of element | PART 24 MEASUREMENT REPORT    | <b>SAMSUNG</b> | Approved by:<br>Technical Manager |
| Test Report S/N:<br>1M2104070032-03.A3L | Test Dates:<br>4/12/2021 – 6/11/2021         | EUT Type:<br>Portable Handset |                | Page 79 of 203                    |



Plot 7-115. Upper Band Edge Plot (LTE Band 2 - 20MHz QPSK – Full RB)

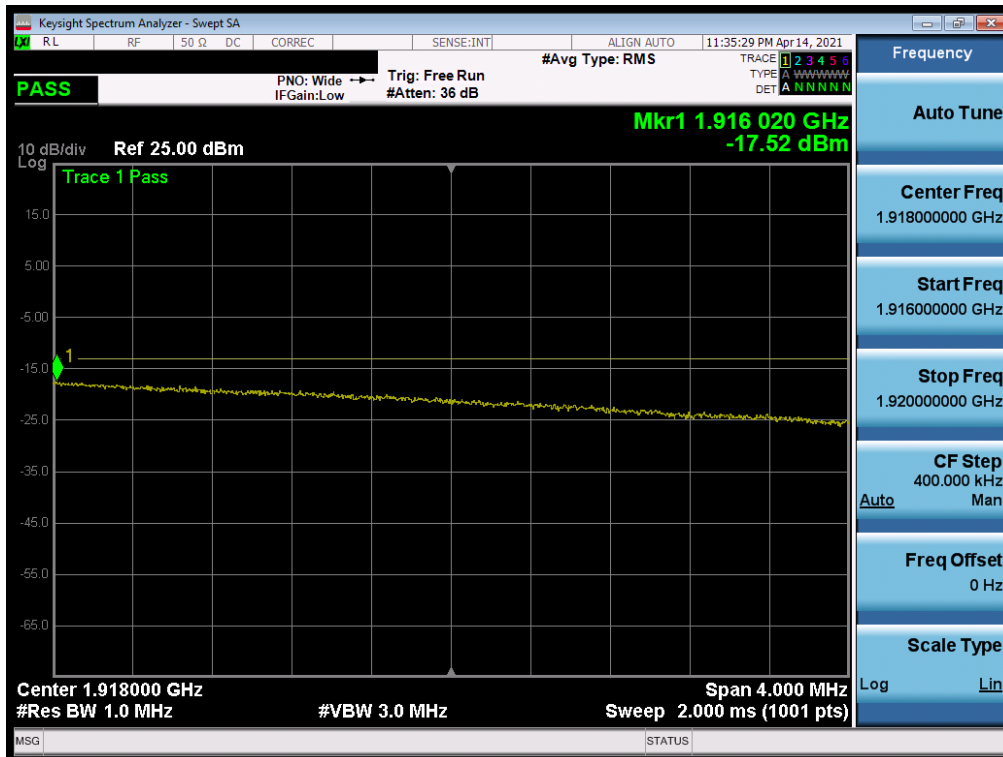


Plot 7-116. Extended Upper Band Edge Plot (LTE Band 2 - 20MHz QPSK – Full RB)

|   |  |                               |                |                                   |
|---|--|-------------------------------|----------------|-----------------------------------|
| FCC ID: A3LSMF711U                      | <b>PCTEST</b><br>Proud to be part of element | PART 24 MEASUREMENT REPORT    | <b>SAMSUNG</b> | Approved by:<br>Technical Manager |
| Test Report S/N:<br>1M2104070032-03.A3L | Test Dates:<br>4/12/2021 – 6/11/2021         | EUT Type:<br>Portable Handset |                | Page 80 of 203                    |

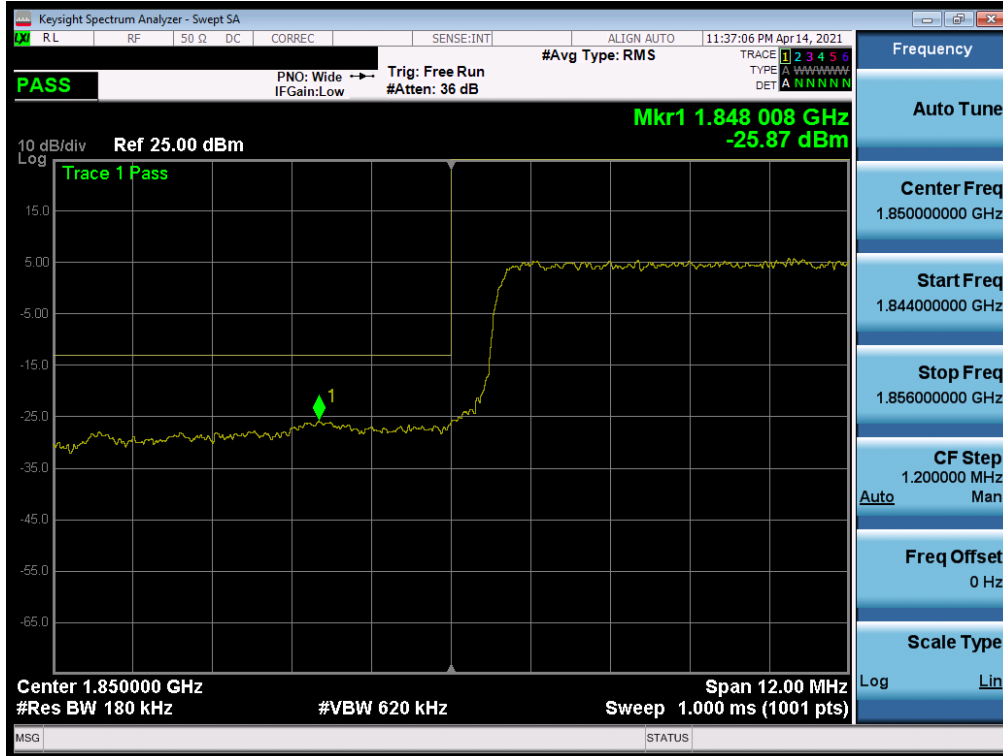


Plot 7-117. Upper Band Edge Plot (LTE Band 25 - 20MHz QPSK – Full RB)

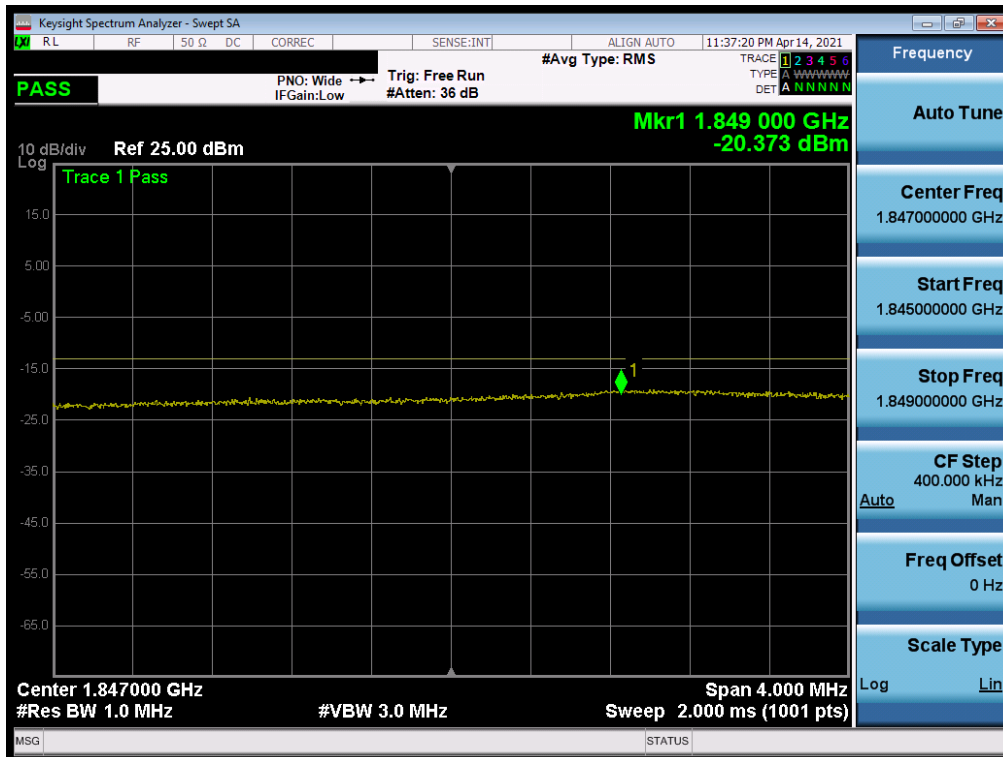


Plot 7-118. Extended Upper Band Edge Plot (LTE Band 25 - 20MHz QPSK – Full RB)

|   |                                       |                               |  |                                   |
|---|---------------------------------------|-------------------------------|--|-----------------------------------|
| FCC ID: A3LSMF711U                      | PCTEST<br>Proud to be part of element | PART 24 MEASUREMENT REPORT    |  | Approved by:<br>Technical Manager |
| Test Report S/N:<br>1M2104070032-03.A3L | Test Dates:<br>4/12/2021 – 6/11/2021  | EUT Type:<br>Portable Handset |  | Page 81 of 203                    |

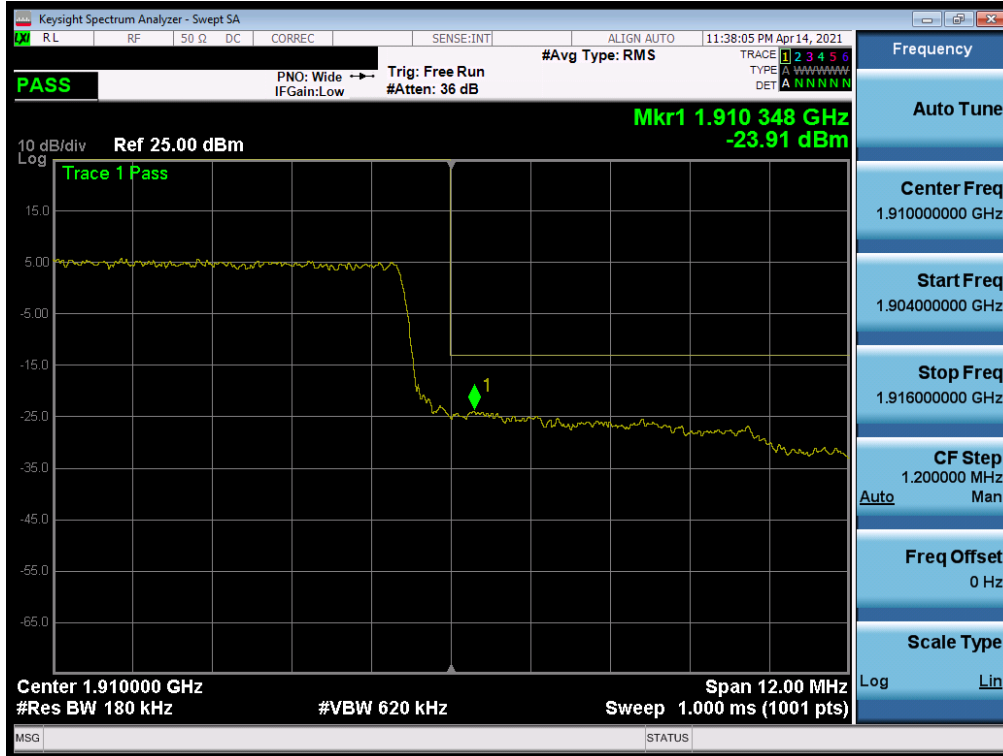


Plot 7-119. Lower Band Edge Plot (LTE Band 25/2 - 15MHz QPSK – Full RB)

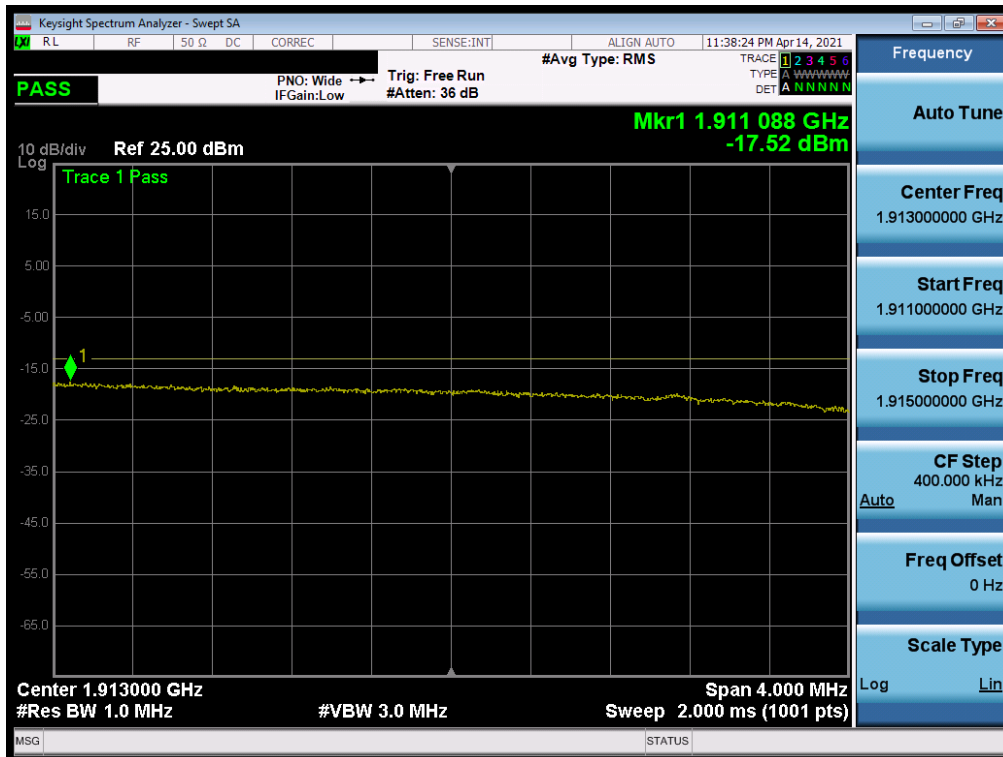


Plot 7-120. Extended Lower Band Edge Plot (LTE Band 25/2 - 15MHz QPSK – Full RB)

|   |                                       |                               |  |                                   |
|---|---------------------------------------|-------------------------------|--|-----------------------------------|
| FCC ID: A3LSMF711U                      | PCTEST<br>Proud to be part of element | PART 24 MEASUREMENT REPORT    |  | Approved by:<br>Technical Manager |
| Test Report S/N:<br>1M2104070032-03.A3L | Test Dates:<br>4/12/2021 – 6/11/2021  | EUT Type:<br>Portable Handset |  | Page 82 of 203                    |

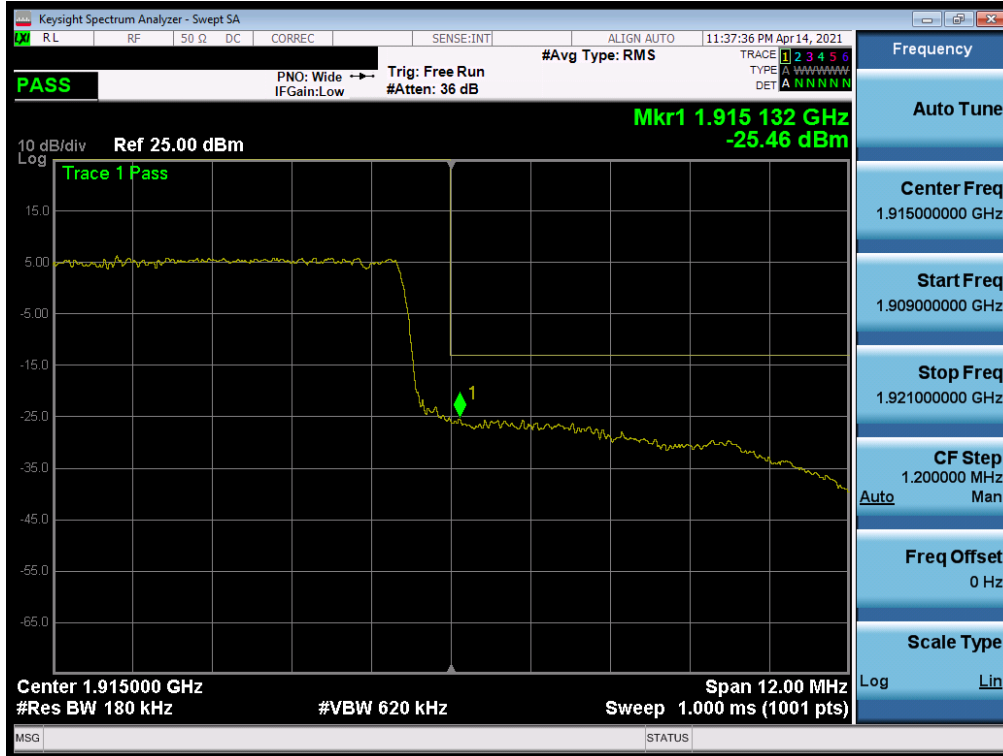


Plot 7-121. Upper Band Edge Plot (LTE Band 2 - 15MHz QPSK – Full RB)

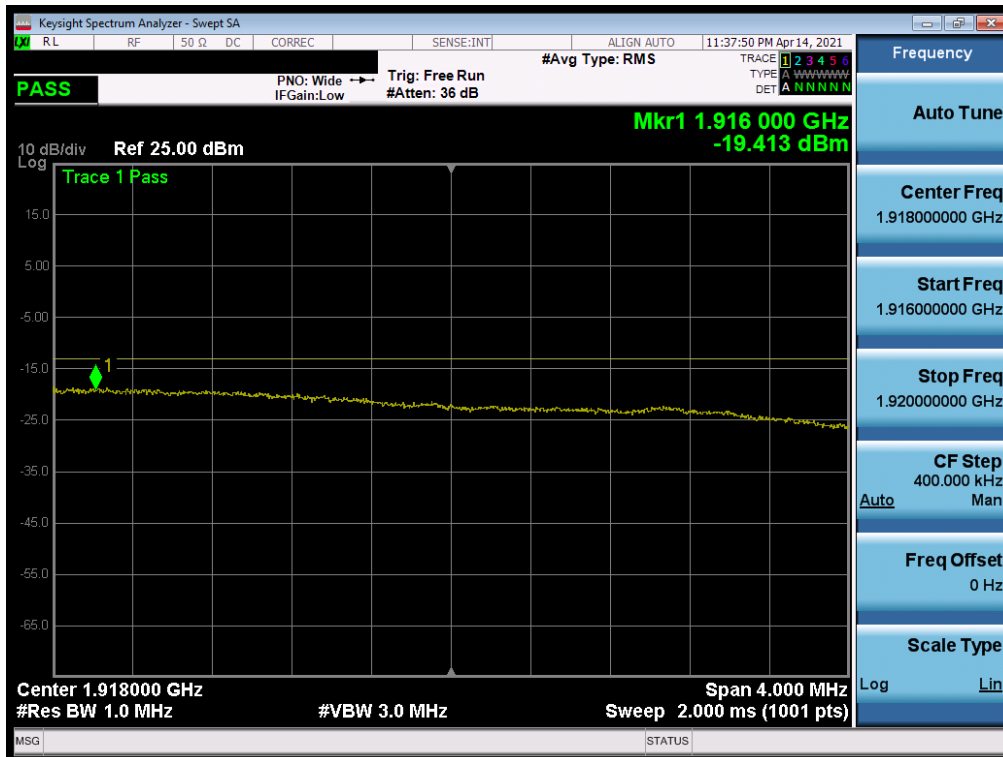


Plot 7-122. Extended Upper Band Edge Plot (LTE Band 2 - 15MHz QPSK – Full RB)

|   |  |                               |                |                                   |
|---|--|-------------------------------|----------------|-----------------------------------|
| FCC ID: A3LSMF711U                      | <b>PCTEST</b><br>Proud to be part of element | PART 24 MEASUREMENT REPORT    | <b>SAMSUNG</b> | Approved by:<br>Technical Manager |
| Test Report S/N:<br>1M2104070032-03.A3L | Test Dates:<br>4/12/2021 – 6/11/2021         | EUT Type:<br>Portable Handset |                | Page 83 of 203                    |

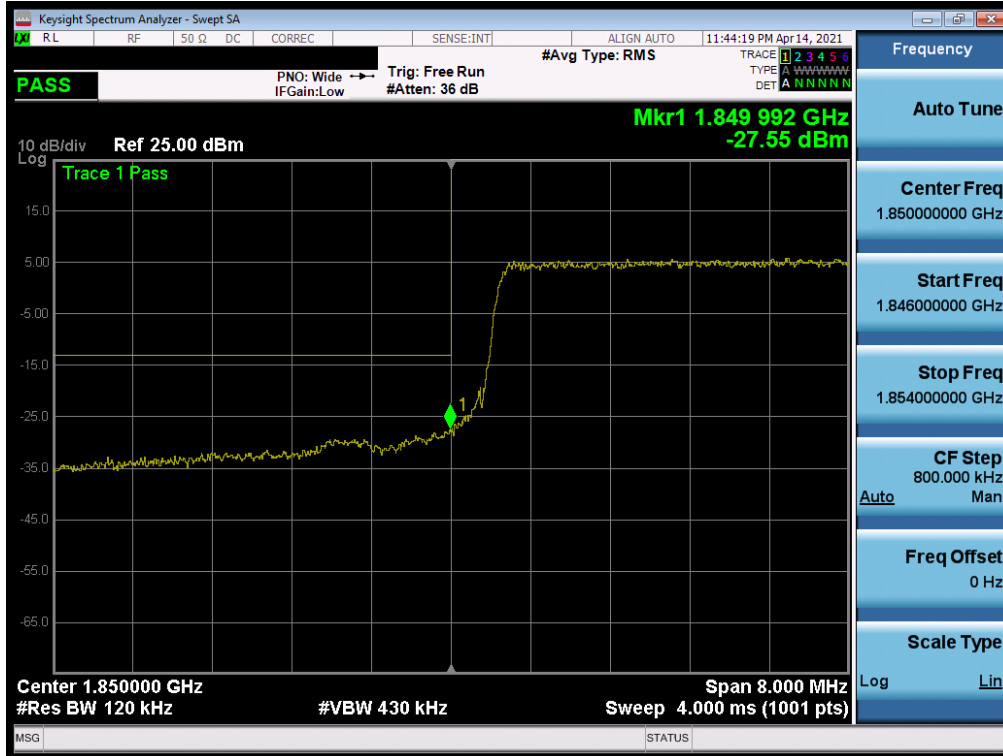


Plot 7-123. Upper Band Edge Plot (LTE Band 25 - 15MHz QPSK – Full RB)

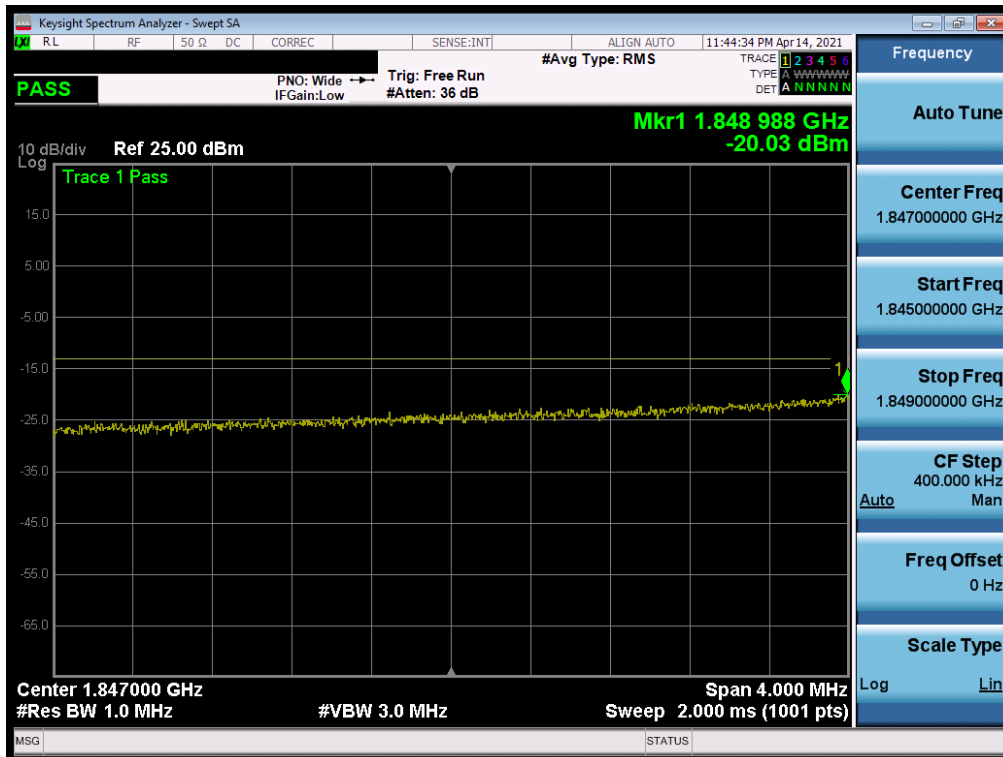


Plot 7-124. Extended Upper Band Edge Plot (LTE Band 25 - 15MHz QPSK – Full RB)

|   |                                       |                               |  |                                   |
|---|---------------------------------------|-------------------------------|--|-----------------------------------|
| FCC ID: A3LSMF711U                      | PCTEST<br>Proud to be part of element | PART 24 MEASUREMENT REPORT    |  | Approved by:<br>Technical Manager |
| Test Report S/N:<br>1M2104070032-03.A3L | Test Dates:<br>4/12/2021 – 6/11/2021  | EUT Type:<br>Portable Handset |  | Page 84 of 203                    |



Plot 7-125. Lower Band Edge Plot (LTE Band 25/2 - 10MHz QPSK – Full RB)



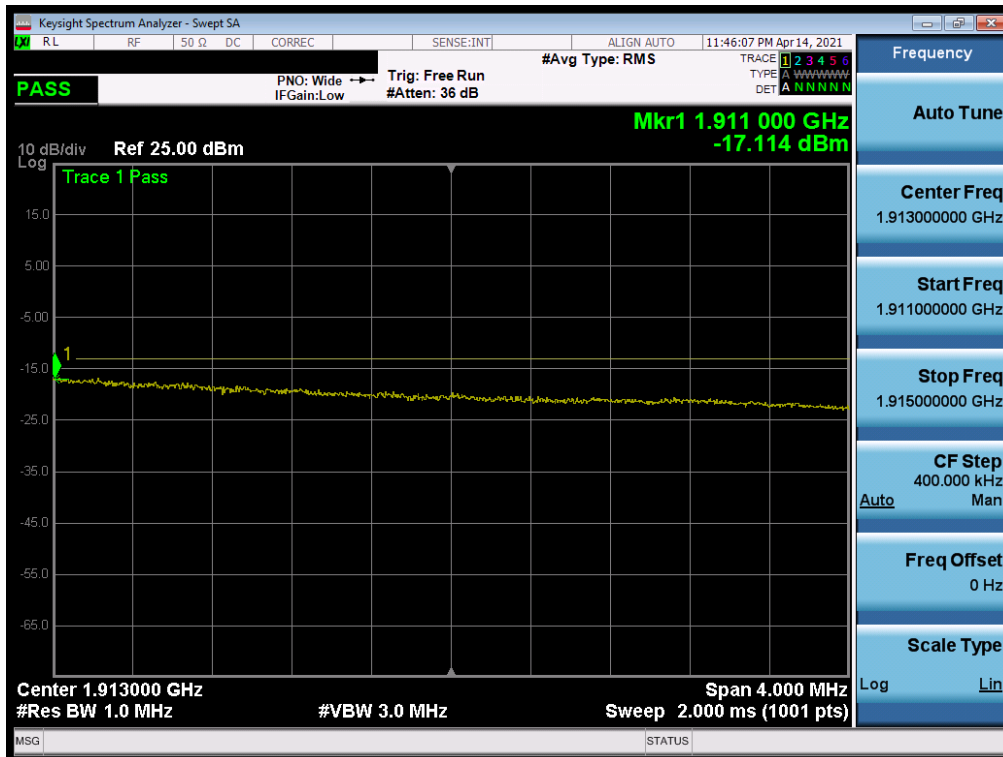
Plot 7-126. Extended Lower Band Edge Plot (LTE Band 25/2 - 10MHz QPSK – Full RB)

|   |                                       |                               |  |                                   |
|---|---------------------------------------|-------------------------------|--|-----------------------------------|
| FCC ID: A3LSMF711U                      | PCTEST<br>Proud to be part of element | PART 24 MEASUREMENT REPORT    |  | Approved by:<br>Technical Manager |
| Test Report S/N:<br>1M2104070032-03.A3L | Test Dates:<br>4/12/2021 – 6/11/2021  | EUT Type:<br>Portable Handset |  | Page 85 of 203                    |





Plot 7-127. Upper Band Edge Plot (LTE Band 2 - 10MHz QPSK – Full RB)



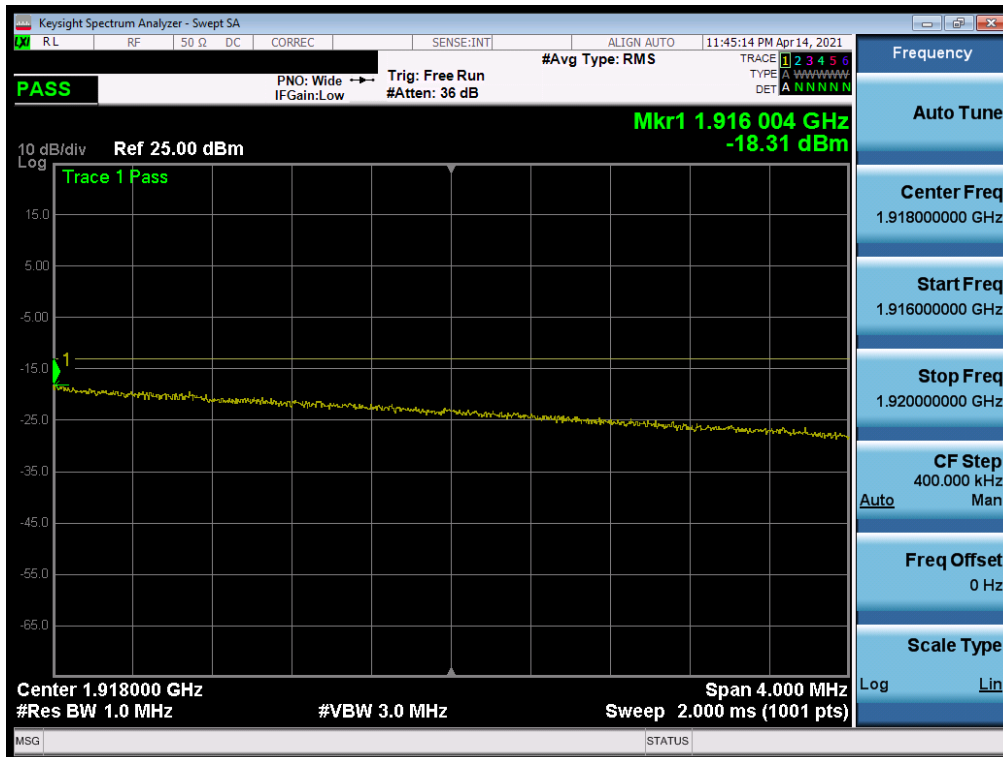
Plot 7-128. Extended Upper Band Edge Plot (LTE Band 2 - 10MHz QPSK – Full RB)

|   |                                       |                               |  |                                   |
|---|---------------------------------------|-------------------------------|--|-----------------------------------|
| FCC ID: A3LSMF711U                      | PCTEST<br>Proud to be part of element | PART 24 MEASUREMENT REPORT    |  | Approved by:<br>Technical Manager |
| Test Report S/N:<br>1M2104070032-03.A3L | Test Dates:<br>4/12/2021 – 6/11/2021  | EUT Type:<br>Portable Handset |  | Page 86 of 203                    |



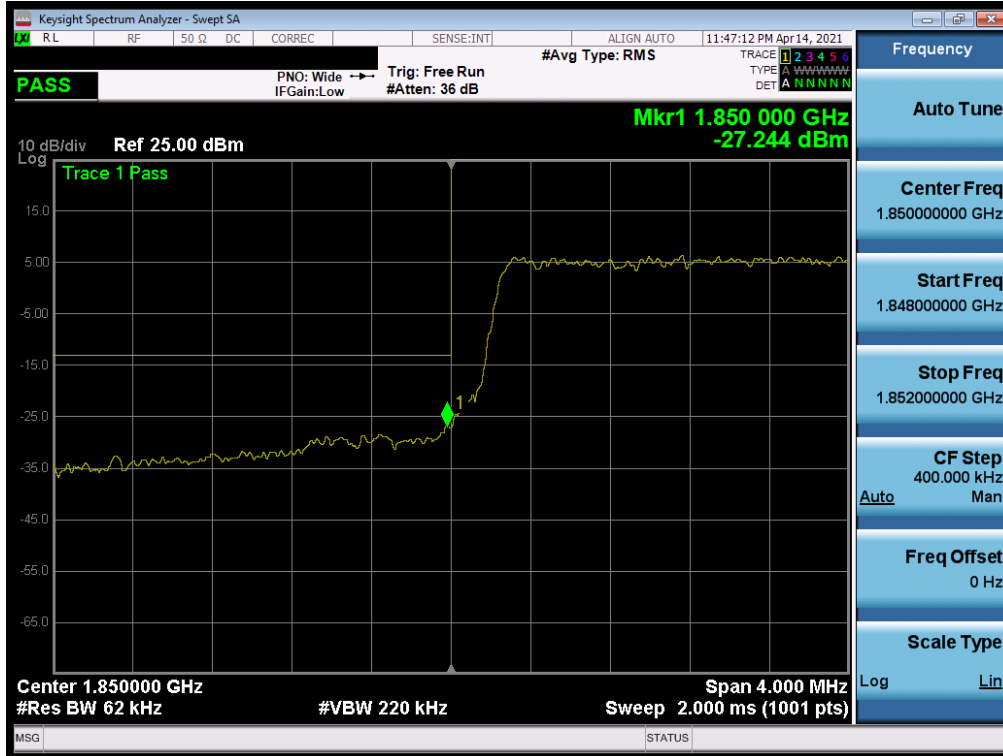


Plot 7-129. Upper Band Edge Plot (LTE Band 25 - 10MHz QPSK – Full RB)

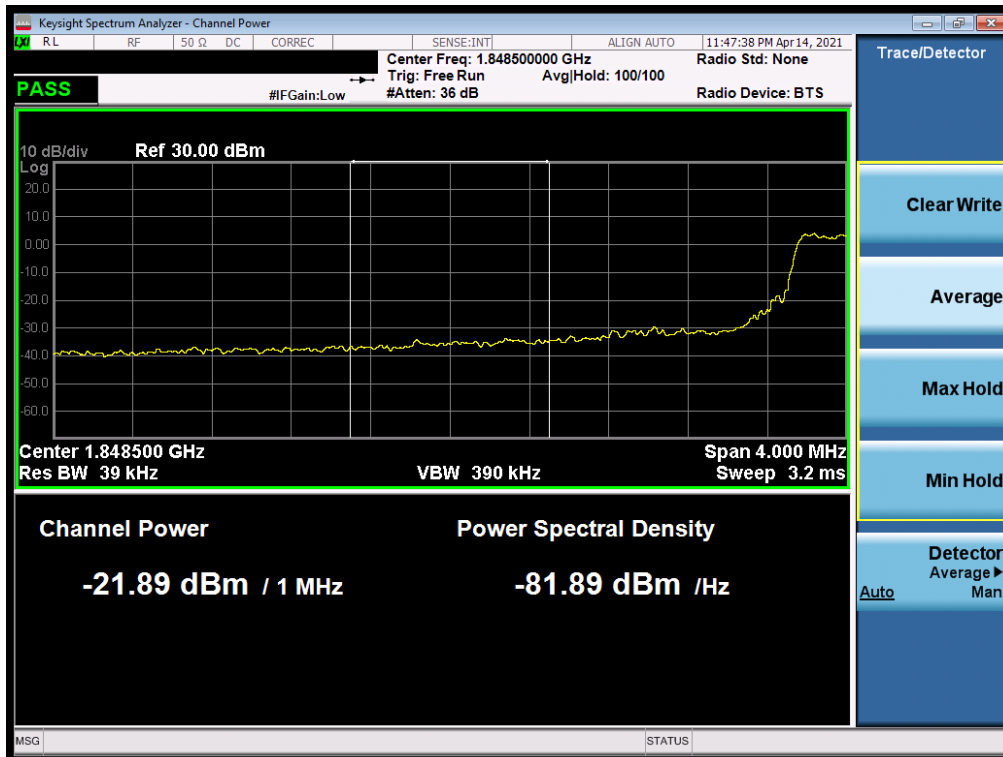


Plot 7-130. Extended Upper Band Edge Plot (LTE Band 25 - 10MHz QPSK – Full RB)

|   |                                       |                               |  |                                   |
|---|---------------------------------------|-------------------------------|--|-----------------------------------|
| FCC ID: A3LSMF711U                      | PCTEST<br>Proud to be part of element | PART 24 MEASUREMENT REPORT    |  | Approved by:<br>Technical Manager |
| Test Report S/N:<br>1M2104070032-03.A3L | Test Dates:<br>4/12/2021 – 6/11/2021  | EUT Type:<br>Portable Handset |  | Page 87 of 203                    |

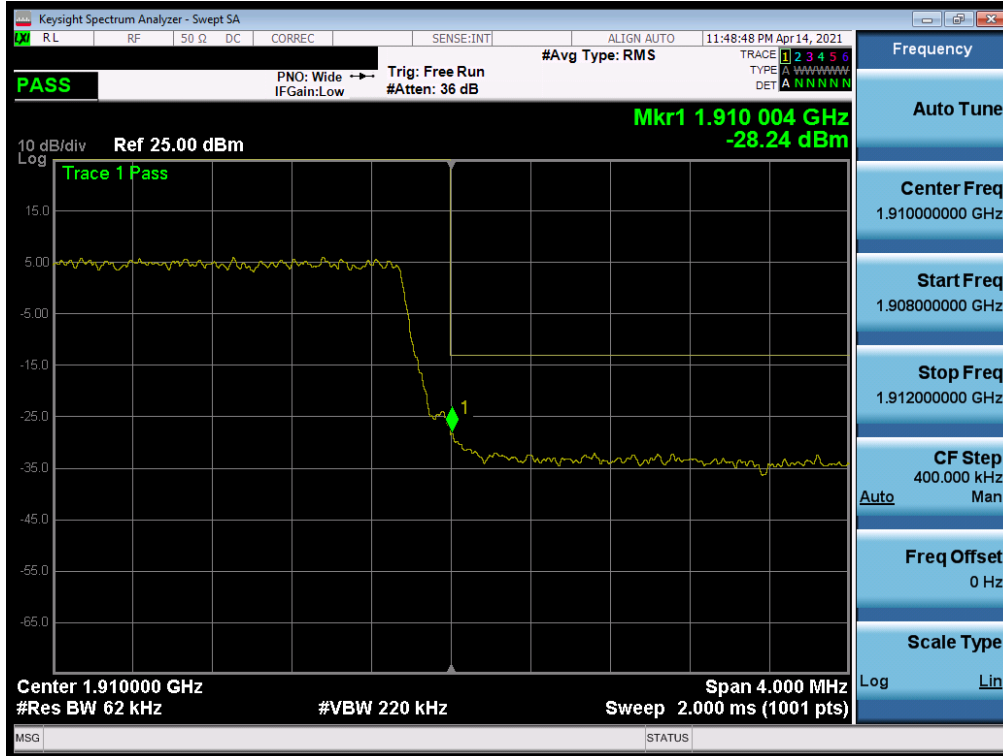


Plot 7-131. Lower Band Edge Plot (LTE Band 25/2 - 5MHz QPSK – Full RB)

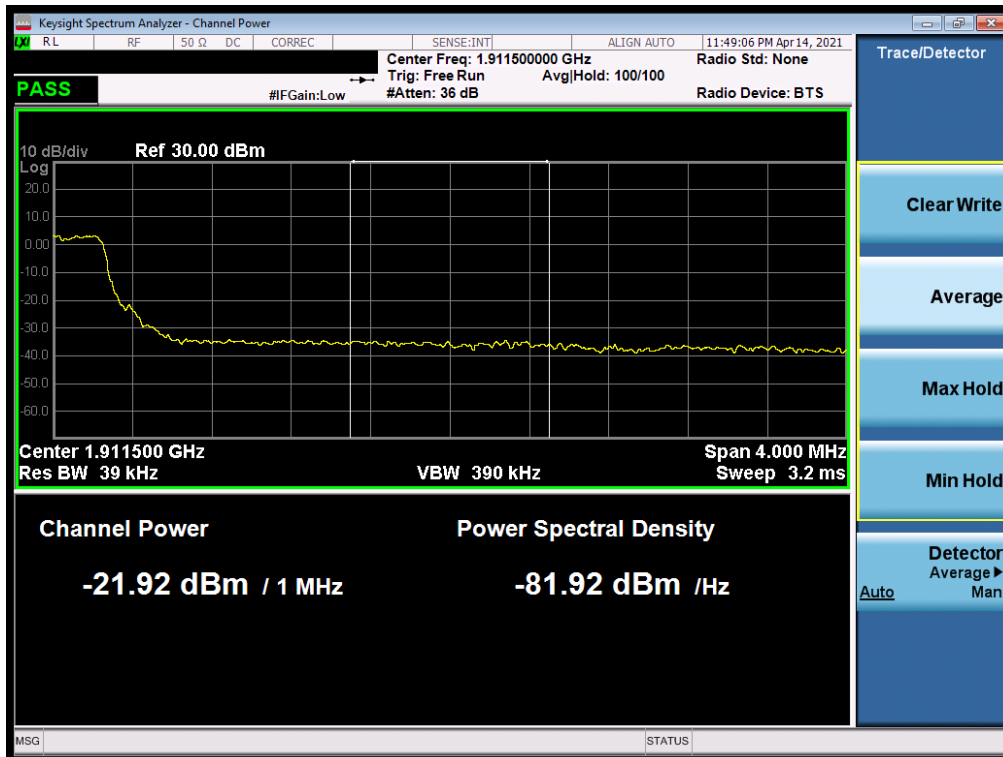


Plot 7-132. Extended Lower Band Edge Plot (LTE Band 25/2 - 5MHz QPSK – Full RB)

|   |  |                               |                |                                   |
|---|--|-------------------------------|----------------|-----------------------------------|
| FCC ID: A3LSMF711U                      | <b>PCTEST</b><br>Proud to be part of element | PART 24 MEASUREMENT REPORT    | <b>SAMSUNG</b> | Approved by:<br>Technical Manager |
| Test Report S/N:<br>1M2104070032-03.A3L | Test Dates:<br>4/12/2021 – 6/11/2021         | EUT Type:<br>Portable Handset |                | Page 88 of 203                    |



Plot 7-133. Upper Band Edge Plot (LTE Band 2 - 5MHz QPSK – Full RB)

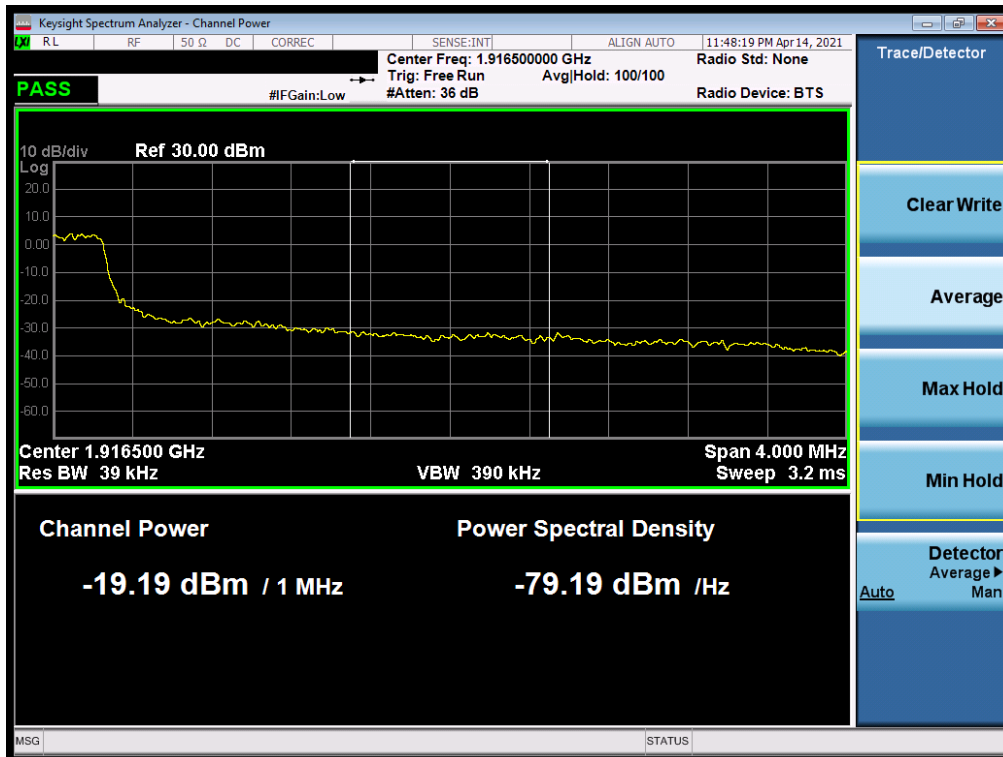


Plot 7-134. Extended Upper Band Edge Plot (LTE Band 2 - 5MHz QPSK – Full RB)

|   |  |                               |                |                                   |
|---|--|-------------------------------|----------------|-----------------------------------|
| FCC ID: A3LSMF711U                      | <b>PCTEST</b><br>Proud to be part of element | PART 24 MEASUREMENT REPORT    | <b>SAMSUNG</b> | Approved by:<br>Technical Manager |
| Test Report S/N:<br>1M2104070032-03.A3L | Test Dates:<br>4/12/2021 – 6/11/2021         | EUT Type:<br>Portable Handset |                | Page 89 of 203                    |

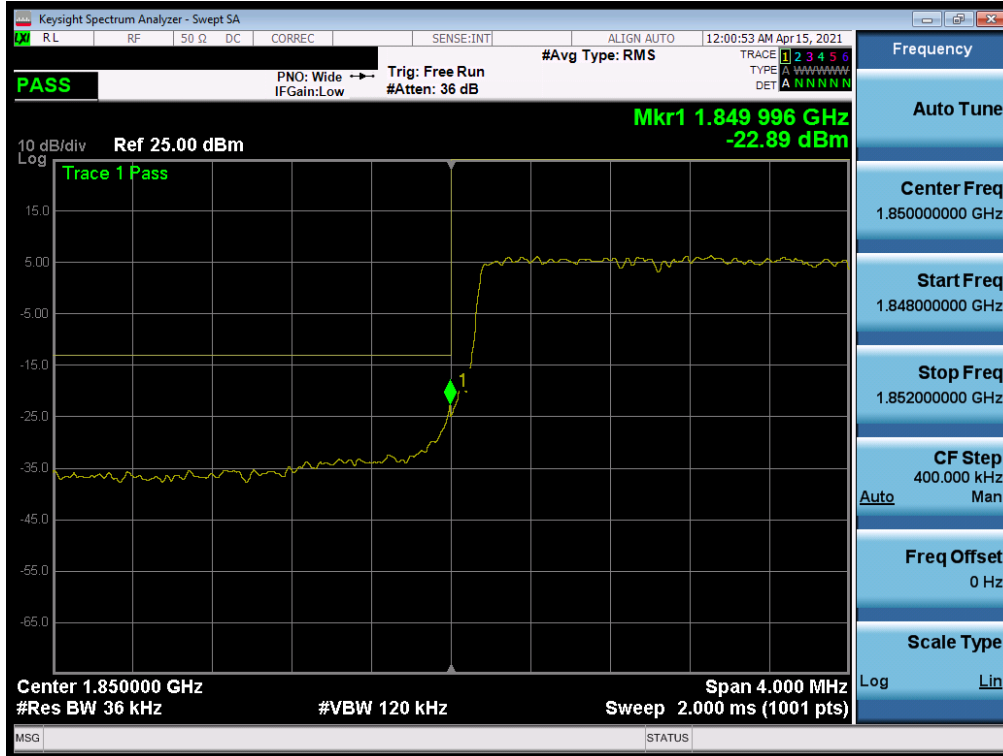


Plot 7-135. Upper Band Edge Plot (LTE Band 25 - 5MHz QPSK – Full RB)

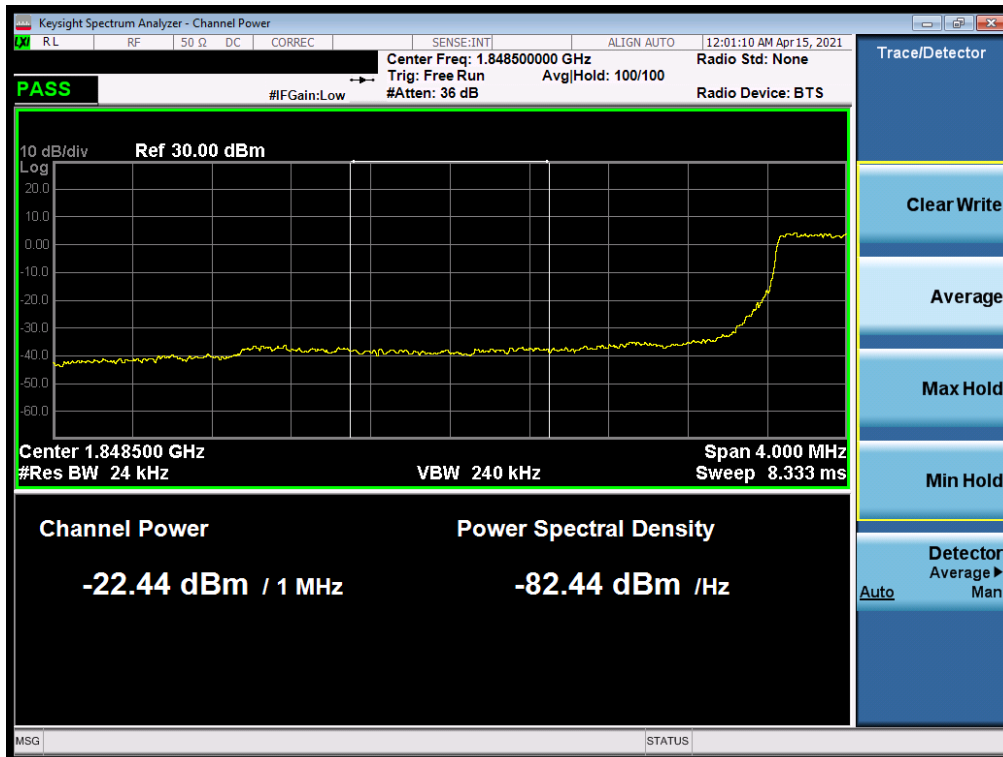


Plot 7-136. Extended Upper Band Edge Plot (LTE Band 25 - 5MHz QPSK – Full RB)

|   |  |                               |                |                                   |
|---|--|-------------------------------|----------------|-----------------------------------|
| FCC ID: A3LSMF711U                      | <b>PCTEST</b><br>Proud to be part of element | PART 24 MEASUREMENT REPORT    | <b>SAMSUNG</b> | Approved by:<br>Technical Manager |
| Test Report S/N:<br>1M2104070032-03.A3L | Test Dates:<br>4/12/2021 – 6/11/2021         | EUT Type:<br>Portable Handset |                | Page 90 of 203                    |

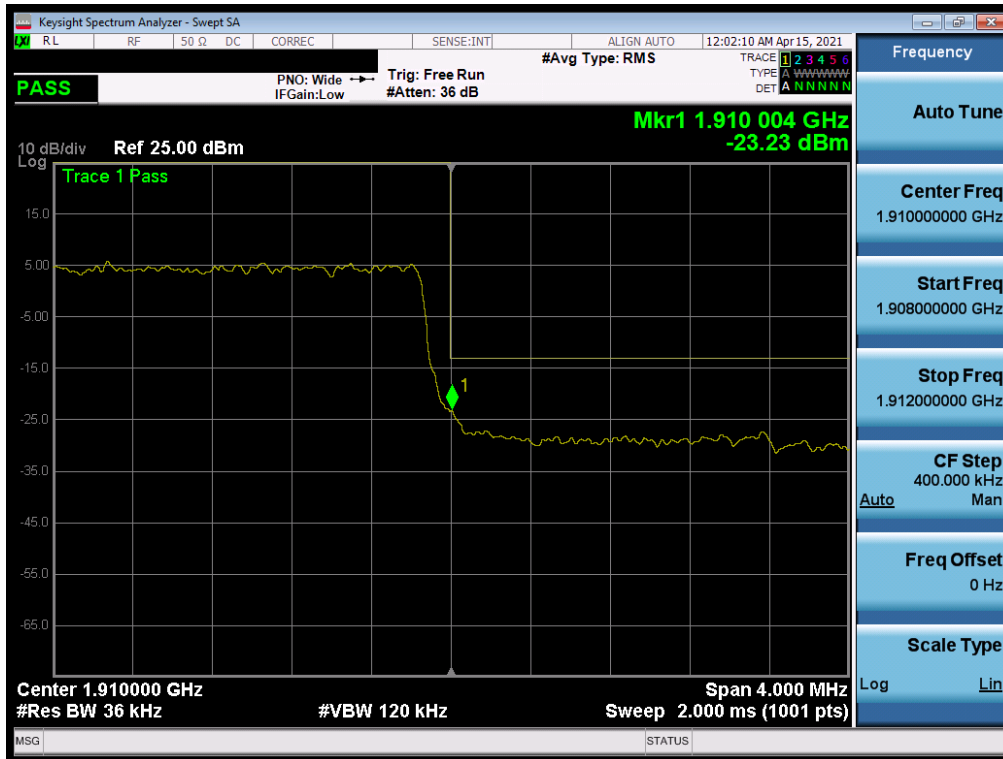


Plot 7-137. Lower Band Edge Plot (LTE Band 25/2 - 3MHz QPSK – Full RB)

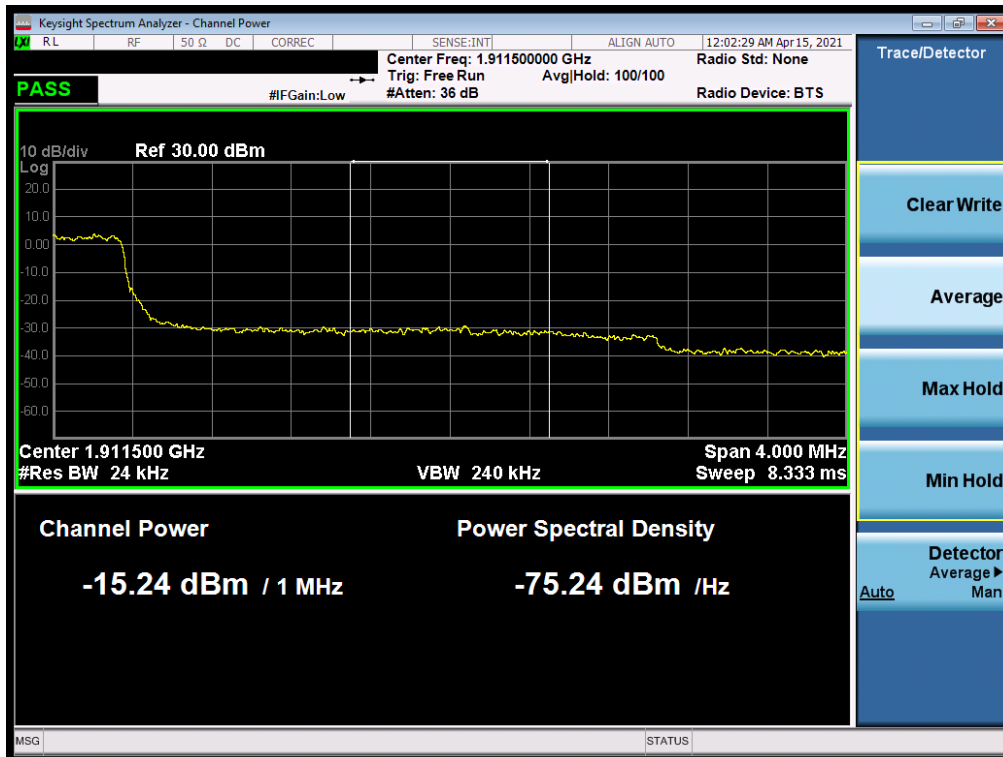


Plot 7-138. Extended Lower Band Edge Plot (LTE Band 25/2 - 3MHz QPSK – Full RB)

|   |  |                               |                |                                   |
|---|--|-------------------------------|----------------|-----------------------------------|
| FCC ID: A3LSMF711U                      | <b>PCTEST</b><br>Proud to be part of element | PART 24 MEASUREMENT REPORT    | <b>SAMSUNG</b> | Approved by:<br>Technical Manager |
| Test Report S/N:<br>1M2104070032-03.A3L | Test Dates:<br>4/12/2021 – 6/11/2021         | EUT Type:<br>Portable Handset |                | Page 91 of 203                    |

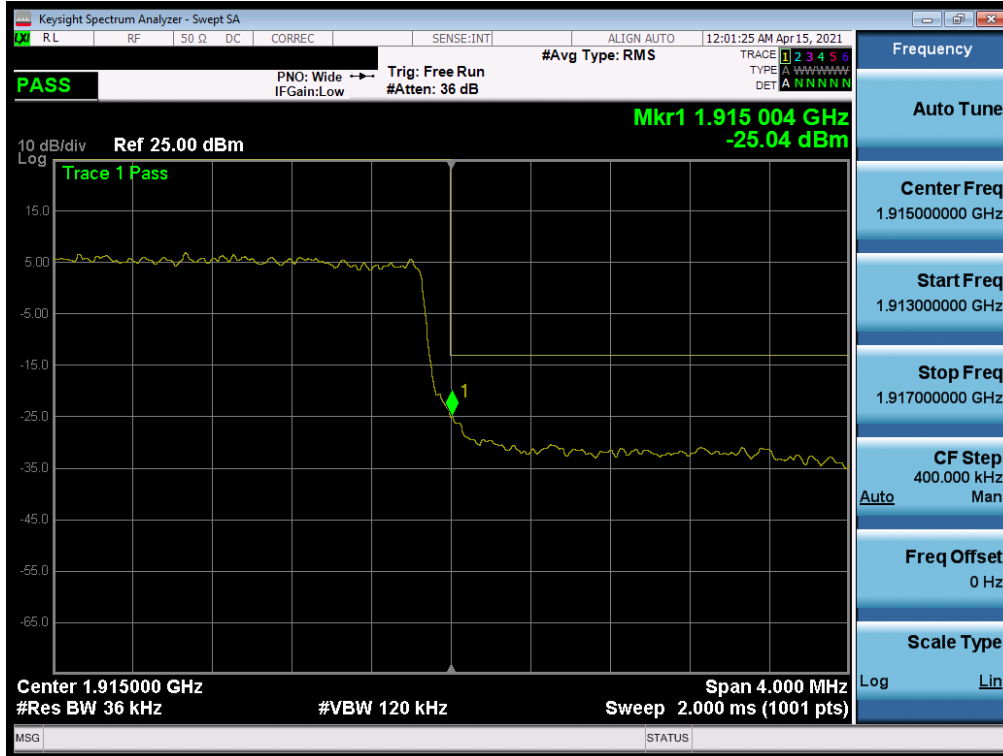


Plot 7-139. Upper Band Edge Plot (LTE Band 2 - 3MHz QPSK – Full RB)

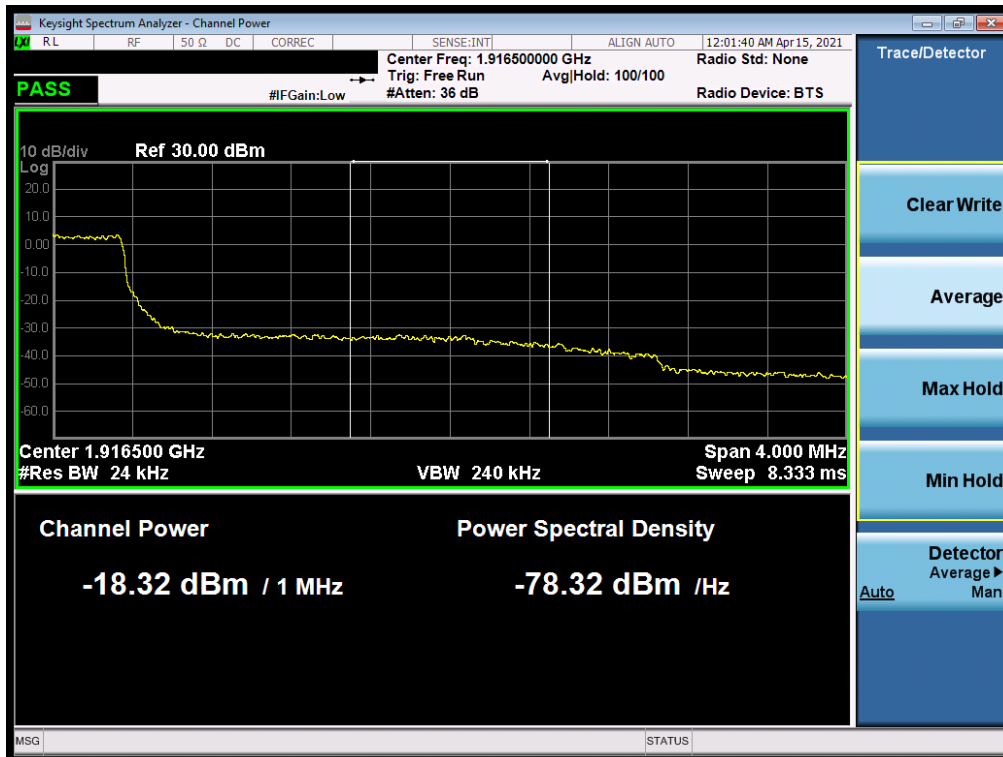


Plot 7-140. Extended Upper Band Edge Plot (LTE Band 2 - 3MHz QPSK – Full RB)

|   |  |                               |                |                                   |
|---|--|-------------------------------|----------------|-----------------------------------|
| FCC ID: A3LSMF711U                      | <b>PCTEST</b><br>Proud to be part of element | PART 24 MEASUREMENT REPORT    | <b>SAMSUNG</b> | Approved by:<br>Technical Manager |
| Test Report S/N:<br>1M2104070032-03.A3L | Test Dates:<br>4/12/2021 – 6/11/2021         | EUT Type:<br>Portable Handset |                | Page 92 of 203                    |



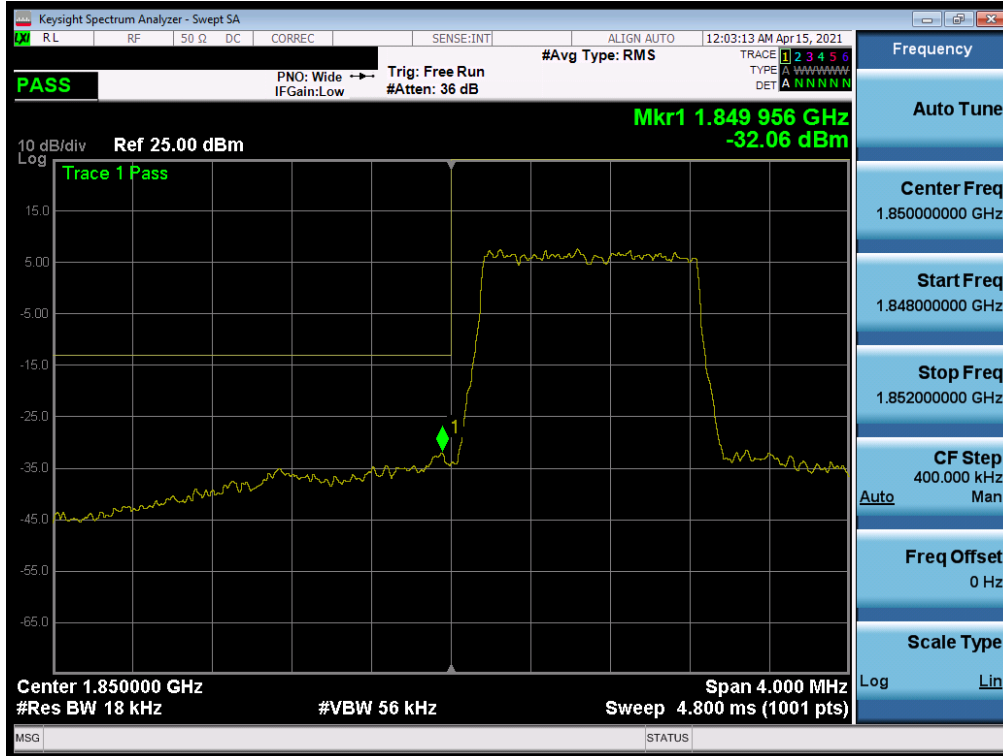
Plot 7-141. Upper Band Edge Plot (LTE Band 25 - 3MHz QPSK – Full RB)



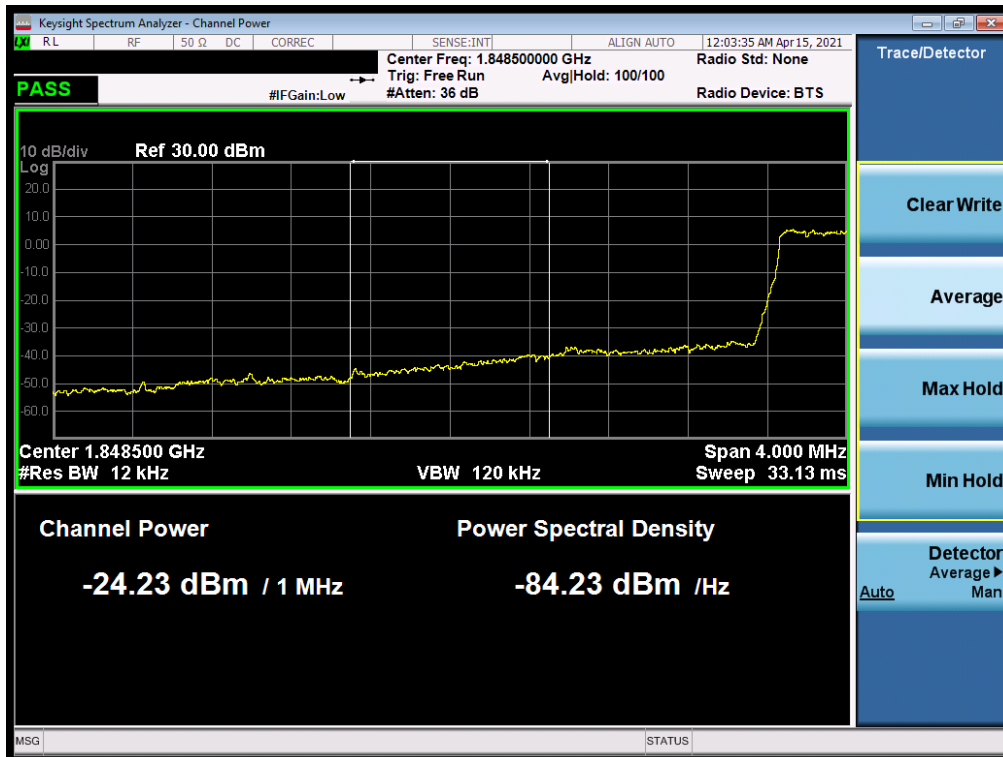
Plot 7-142. Extended Upper Band Edge Plot (LTE Band 25 - 3MHz QPSK – Full RB)

|   |  |                               |                |                                   |
|---|--|-------------------------------|----------------|-----------------------------------|
| FCC ID: A3LSMF711U                      | <b>PCTEST</b><br>Proud to be part of element | PART 24 MEASUREMENT REPORT    | <b>SAMSUNG</b> | Approved by:<br>Technical Manager |
| Test Report S/N:<br>1M2104070032-03.A3L | Test Dates:<br>4/12/2021 – 6/11/2021         | EUT Type:<br>Portable Handset |                | Page 93 of 203                    |





Plot 7-143. Lower Band Edge Plot (LTE Band 25/2 – 1.4MHz QPSK – Full RB)

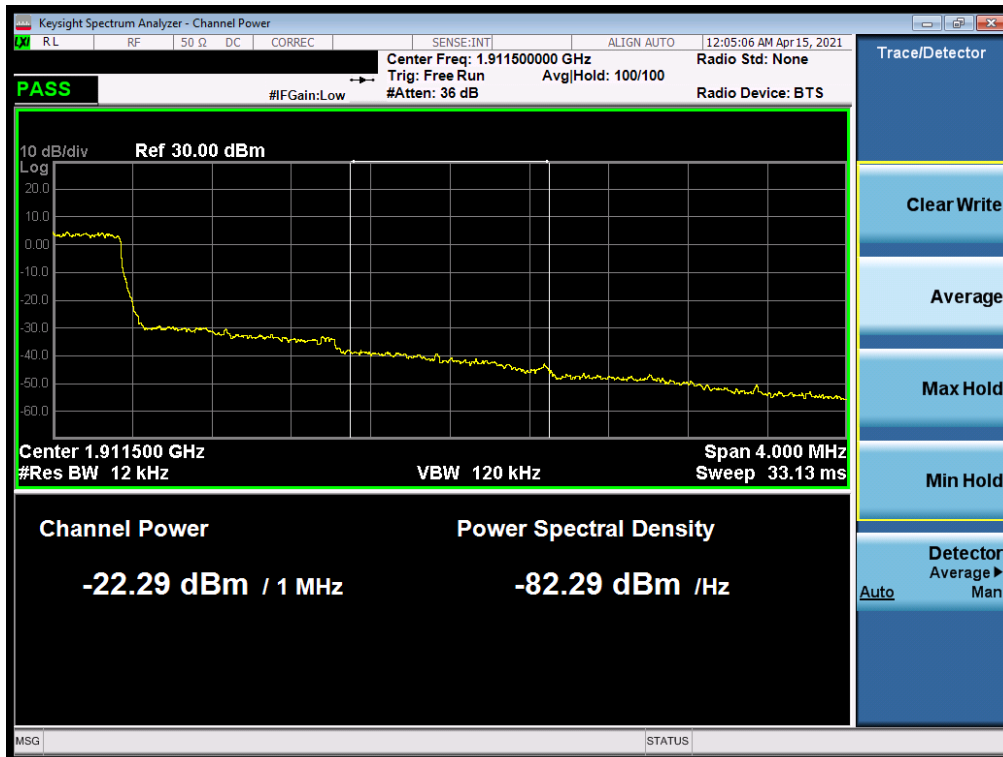


Plot 7-144. Extended Lower Band Edge Plot (LTE Band 25/2 – 1.4MHz QPSK – Full RB)

|   |  |                               |                |                                   |
|---|--|-------------------------------|----------------|-----------------------------------|
| FCC ID: A3LSMF711U                      | <b>PCTEST</b><br>Proud to be part of element | PART 24 MEASUREMENT REPORT    | <b>SAMSUNG</b> | Approved by:<br>Technical Manager |
| Test Report S/N:<br>1M2104070032-03.A3L | Test Dates:<br>4/12/2021 – 6/11/2021         | EUT Type:<br>Portable Handset |                | Page 94 of 203                    |



Plot 7-145. Upper Band Edge Plot (LTE Band 2 – 1.4MHz QPSK – Full RB)

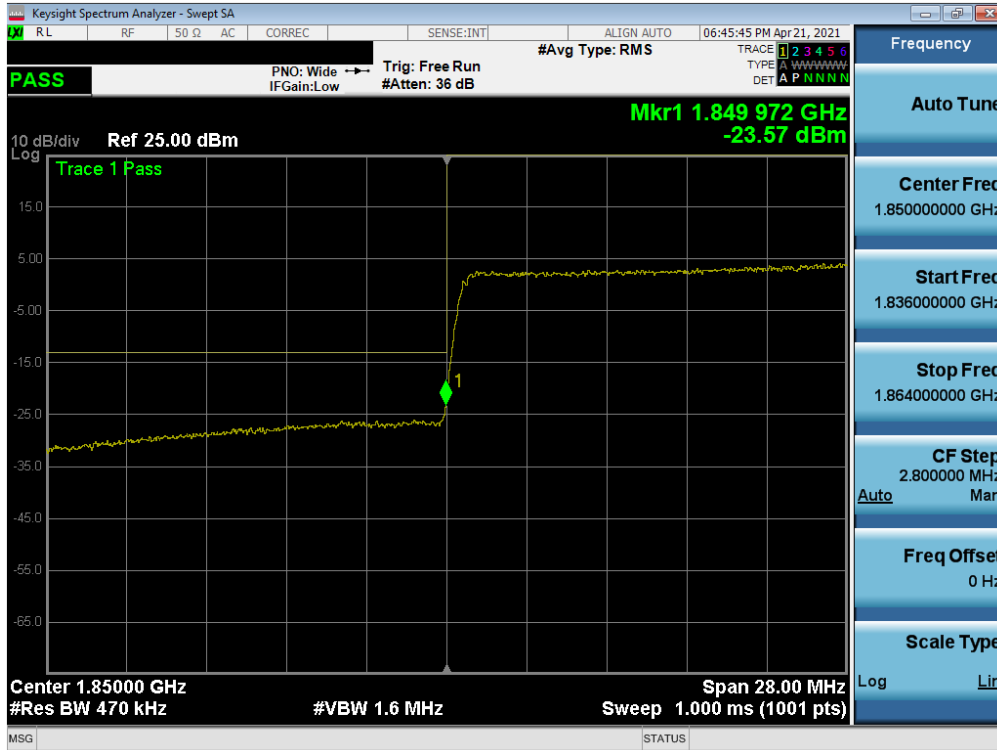


Plot 7-146. Extended Upper Band Edge Plot (LTE Band 2 – 1.4MHz QPSK – Full RB)

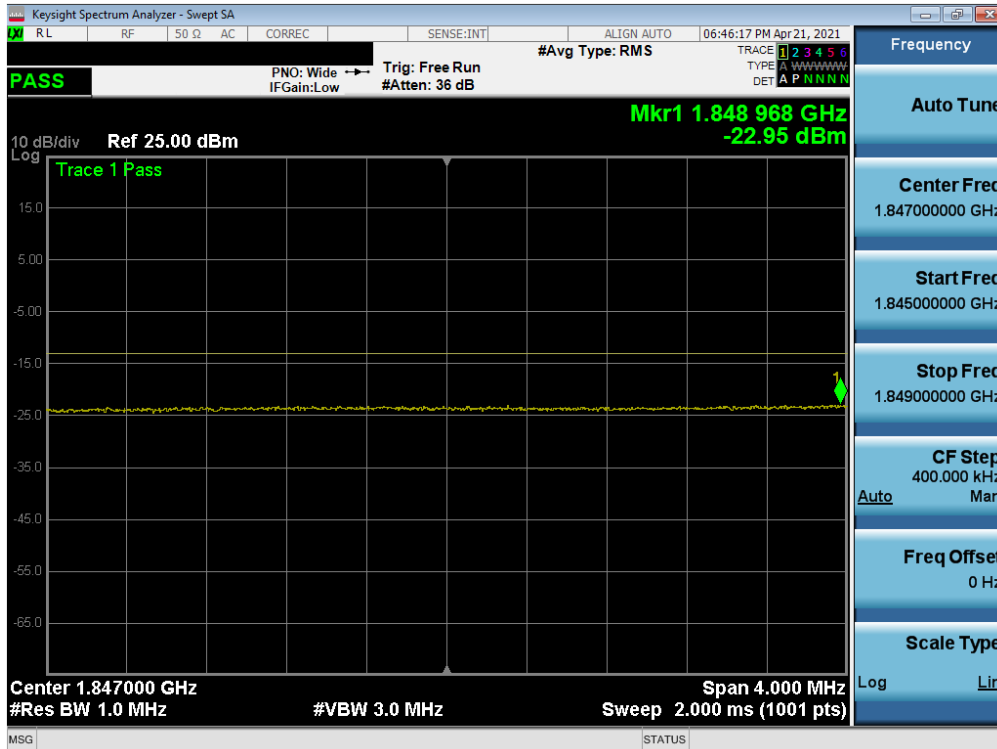
|   |  |                               |                |                                   |
|---|--|-------------------------------|----------------|-----------------------------------|
| FCC ID: A3LSMF711U                      | <b>PCTEST</b><br>Proud to be part of element | PART 24 MEASUREMENT REPORT    | <b>SAMSUNG</b> | Approved by:<br>Technical Manager |
| Test Report S/N:<br>1M2104070032-03.A3L | Test Dates:<br>4/12/2021 – 6/11/2021         | EUT Type:<br>Portable Handset |                | Page 95 of 203                    |



## NR Band n25 – Ant A



Plot 7-149. Lower Band Edge Plot (NR Band n25 - 40MHz QPSK – Full RB)

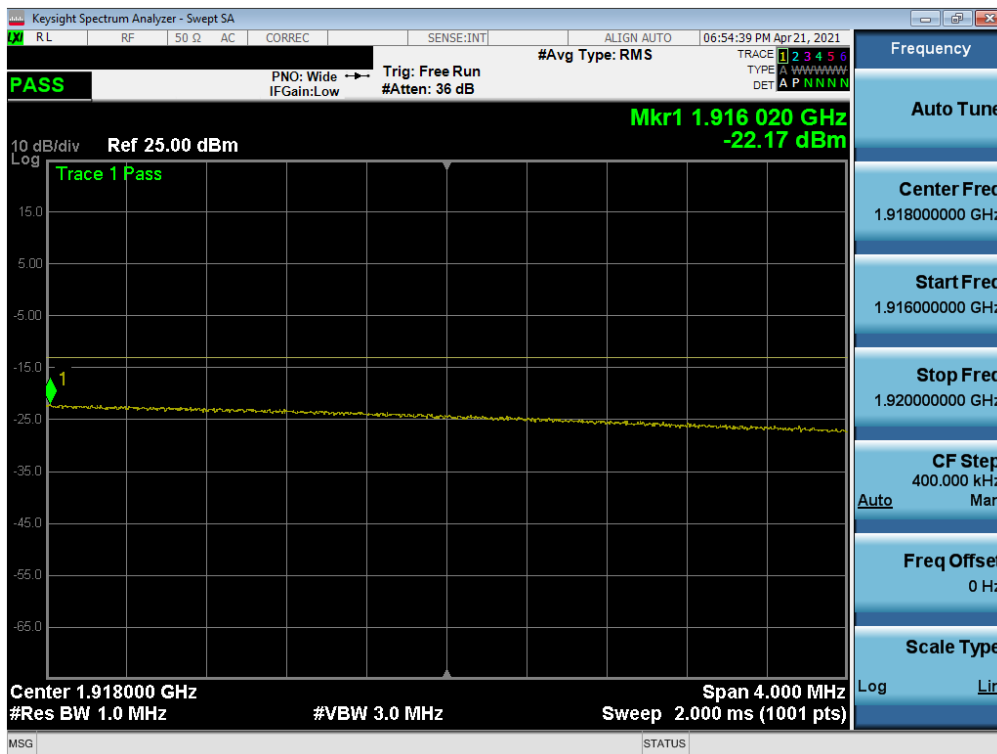


Plot 7-150. Extended Lower Band Edge Plot (NR Band n25 - 40MHz QPSK – Full RB)

|   |  |                               |                |                                   |
|---|--|-------------------------------|----------------|-----------------------------------|
| FCC ID: A3LSMF711U                      | <b>PCTEST</b><br>Proud to be part of element | PART 24 MEASUREMENT REPORT    | <b>SAMSUNG</b> | Approved by:<br>Technical Manager |
| Test Report S/N:<br>1M2104070032-03.A3L | Test Dates:<br>4/12/2021 – 6/11/2021         | EUT Type:<br>Portable Handset |                | Page 97 of 203                    |



Plot 7-151. Upper Band Edge Plot (NR Band n25 - 40MHz QPSK – Full RB)

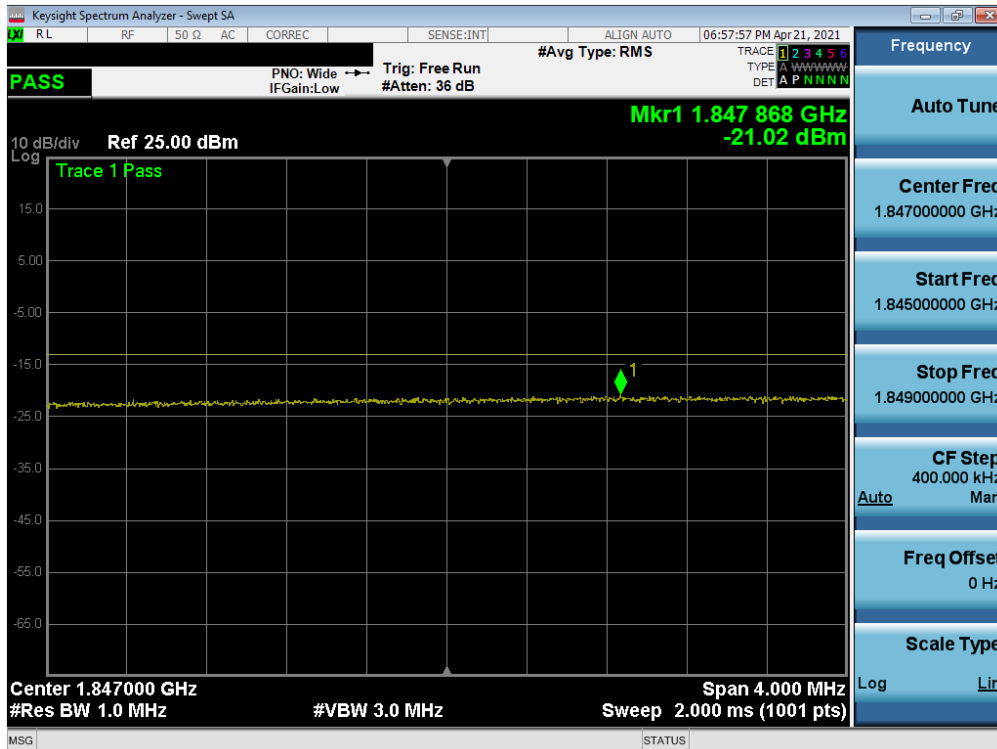


Plot 7-152. Extended Upper Band Edge Plot (NR Band n25 - 40MHz QPSK – Full RB)

|   |  |                               |                |                                   |
|---|--|-------------------------------|----------------|-----------------------------------|
| FCC ID: A3LSMF711U                      | <b>PCTEST</b><br>Proud to be part of element | PART 24 MEASUREMENT REPORT    | <b>SAMSUNG</b> | Approved by:<br>Technical Manager |
| Test Report S/N:<br>1M2104070032-03.A3L | Test Dates:<br>4/12/2021 – 6/11/2021         | EUT Type:<br>Portable Handset |                | Page 98 of 203                    |



Plot 7-153. Lower Band Edge Plot (NR Band n25 - 30MHz QPSK – Full RB)

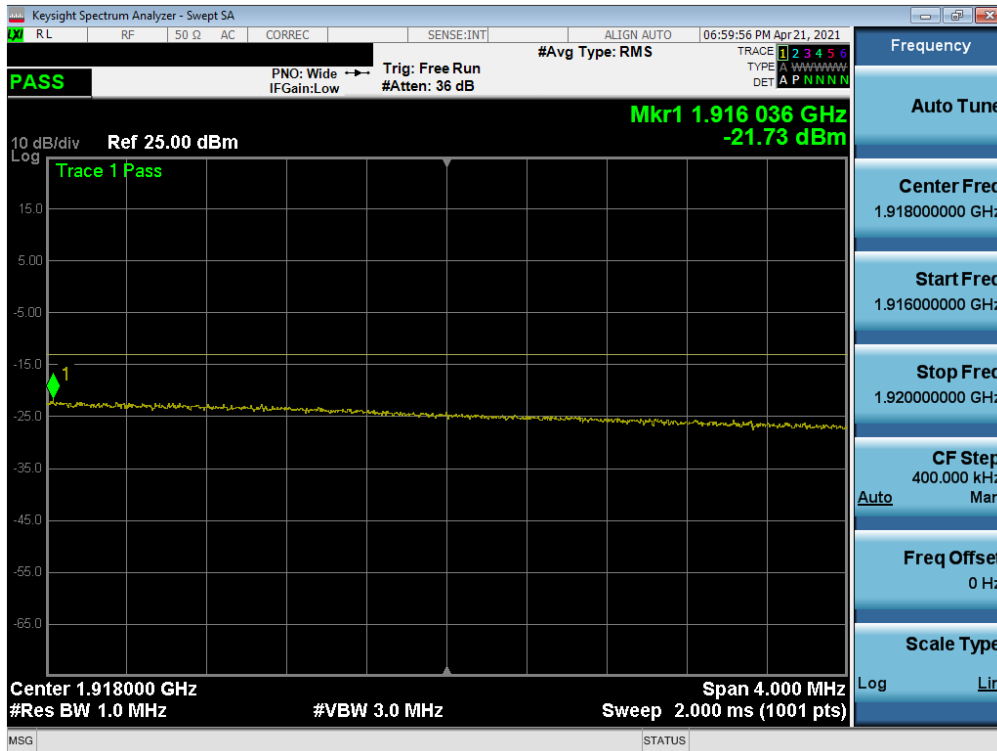


Plot 7-154. Extended Lower Band Edge Plot (NR Band n25 - 30MHz QPSK – Full RB)

|   |                                       |                               |  |                                   |
|---|---------------------------------------|-------------------------------|--|-----------------------------------|
| FCC ID: A3LSMF711U                      | PCTEST<br>Proud to be part of element | PART 24 MEASUREMENT REPORT    |  | Approved by:<br>Technical Manager |
| Test Report S/N:<br>1M2104070032-03.A3L | Test Dates:<br>4/12/2021 – 6/11/2021  | EUT Type:<br>Portable Handset |  | Page 99 of 203                    |



Plot 7-155. Upper Band Edge Plot (NR Band n25 - 30MHz QPSK – Full RB)



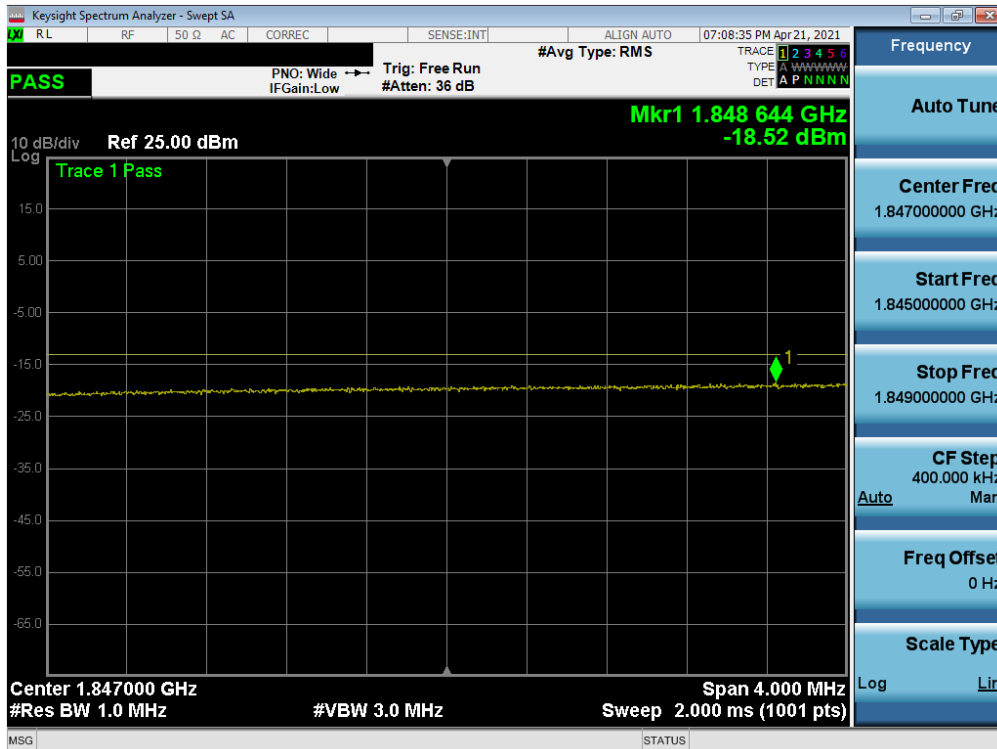
Plot 7-156. Extended Upper Band Edge Plot (NR Band n25 - 30MHz QPSK – Full RB)

|   |  |                               |                |                                   |
|---|--|-------------------------------|----------------|-----------------------------------|
| FCC ID: A3LSMF711U                      | <b>PCTEST</b><br>Proud to be part of element | PART 24 MEASUREMENT REPORT    | <b>SAMSUNG</b> | Approved by:<br>Technical Manager |
| Test Report S/N:<br>1M2104070032-03.A3L | Test Dates:<br>4/12/2021 – 6/11/2021         | EUT Type:<br>Portable Handset |                | Page 100 of 203                   |





Plot 7-157. Lower Band Edge Plot (NR Band n25 - 25MHz QPSK – Full RB)

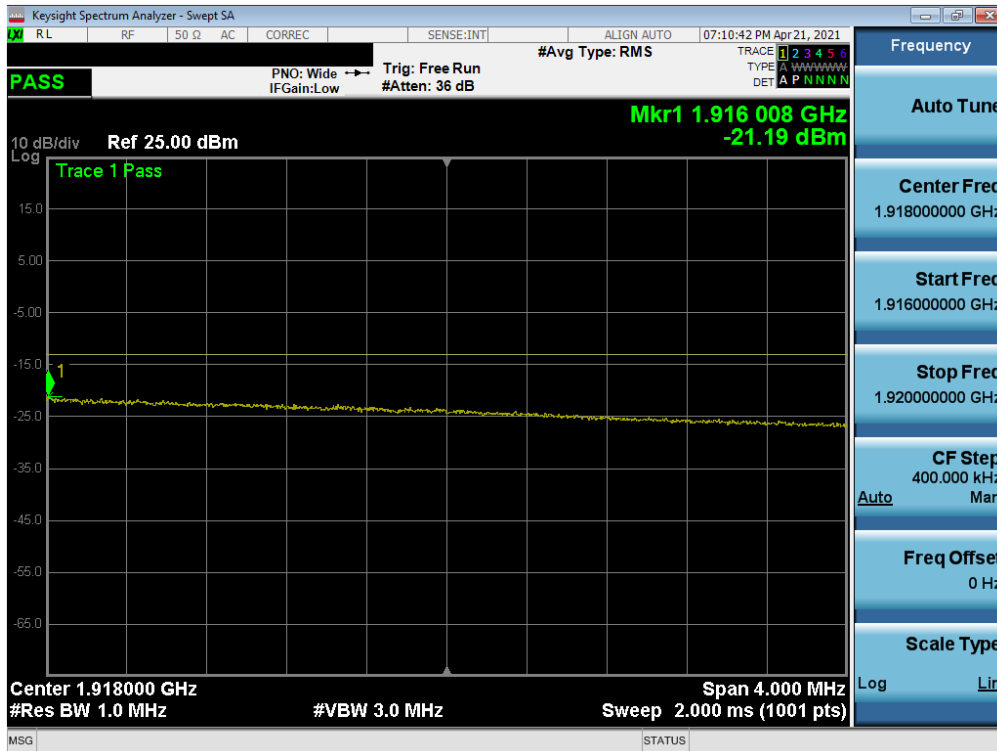


Plot 7-158. Extended Lower Band Edge Plot (NR Band n25 - 25MHz QPSK – Full RB)

|   |  |                               |  |                                   |
|---|--|-------------------------------|--|-----------------------------------|
| FCC ID: A3LSMF711U                      | <b>PCTEST</b><br>Proud to be part of element | PART 24 MEASUREMENT REPORT    |  | Approved by:<br>Technical Manager |
| Test Report S/N:<br>1M2104070032-03.A3L | Test Dates:<br>4/12/2021 – 6/11/2021         | EUT Type:<br>Portable Handset |  | Page 101 of 203                   |



Plot 7-159. Upper Band Edge Plot (NR Band n25 - 25MHz QPSK – Full RB)



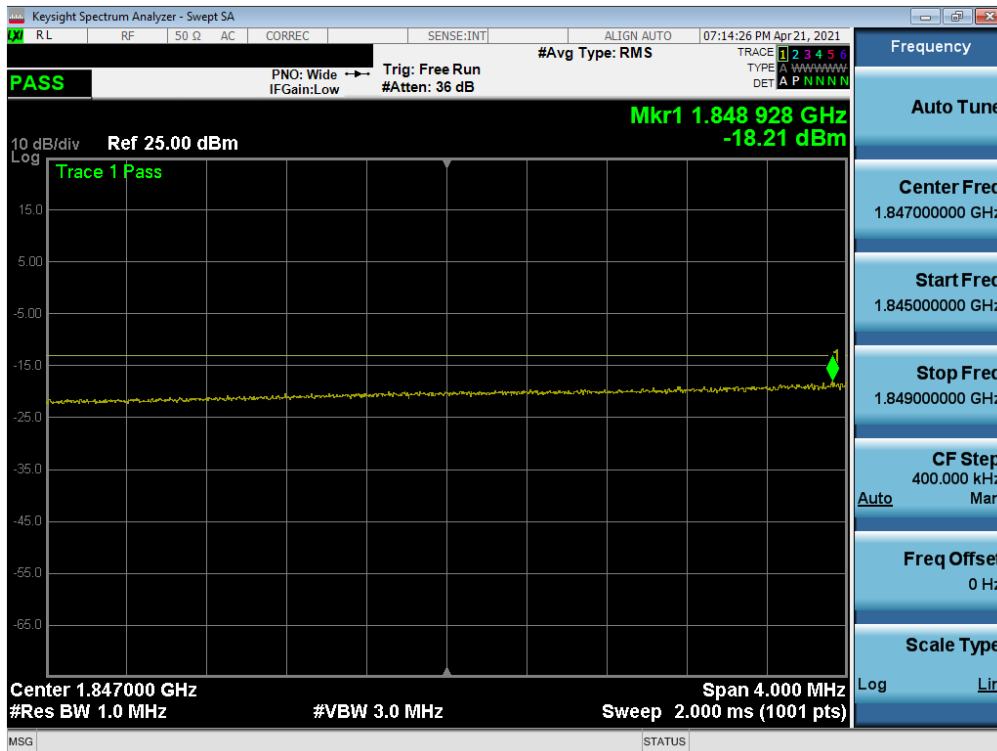
Plot 7-160. Extended Upper Band Edge Plot (NR Band n25 - 25MHz QPSK – Full RB)

|   |  |                               |                |                                   |
|---|--|-------------------------------|----------------|-----------------------------------|
| FCC ID: A3LSMF711U                      | <b>PCTEST</b><br>Proud to be part of element | PART 24 MEASUREMENT REPORT    | <b>SAMSUNG</b> | Approved by:<br>Technical Manager |
| Test Report S/N:<br>1M2104070032-03.A3L | Test Dates:<br>4/12/2021 – 6/11/2021         | EUT Type:<br>Portable Handset |                | Page 102 of 203                   |

n25/2 – Ant A



Plot 7-161. Lower Band Edge Plot (NR Band n25/2 - 20MHz QPSK – Full RB)

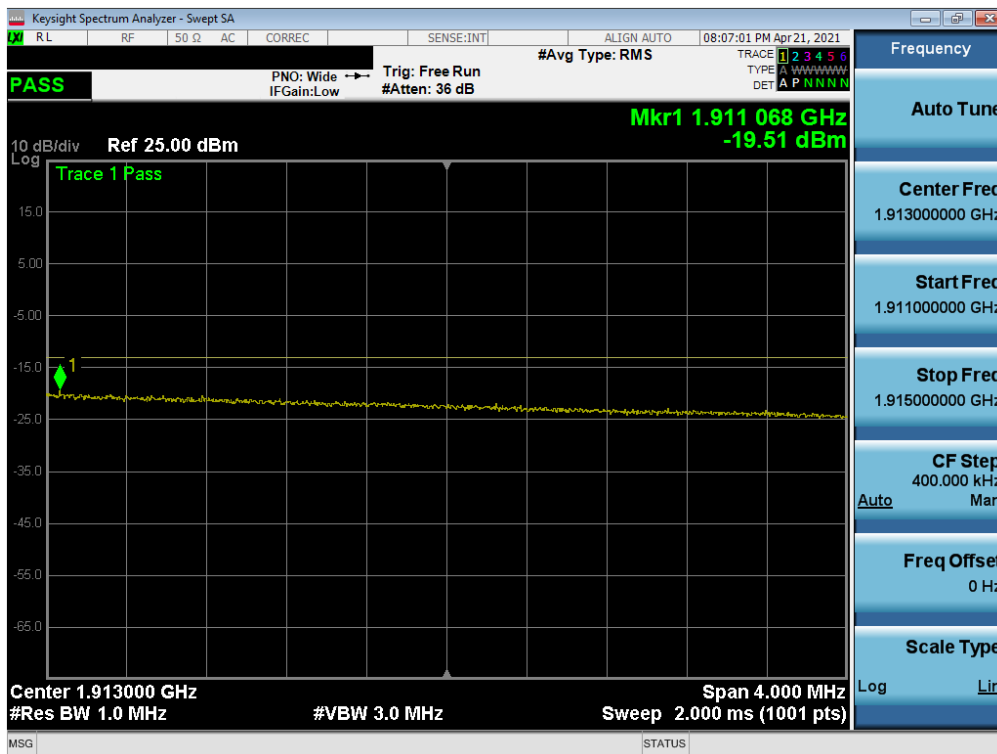


Plot 7-162. Extended Lower Band Edge Plot (NR Band n25/2 - 20MHz QPSK – Full RB)

|   |  |                               |                |                                   |
|---|--|-------------------------------|----------------|-----------------------------------|
| FCC ID: A3LSMF711U                      | <b>PCTEST</b><br>Proud to be part of element | PART 24 MEASUREMENT REPORT    | <b>SAMSUNG</b> | Approved by:<br>Technical Manager |
| Test Report S/N:<br>1M2104070032-03.A3L | Test Dates:<br>4/12/2021 – 6/11/2021         | EUT Type:<br>Portable Handset |                | Page 103 of 203                   |



Plot 7-163. Upper Band Edge Plot (NR Band n2 - 20MHz QPSK – Full RB)

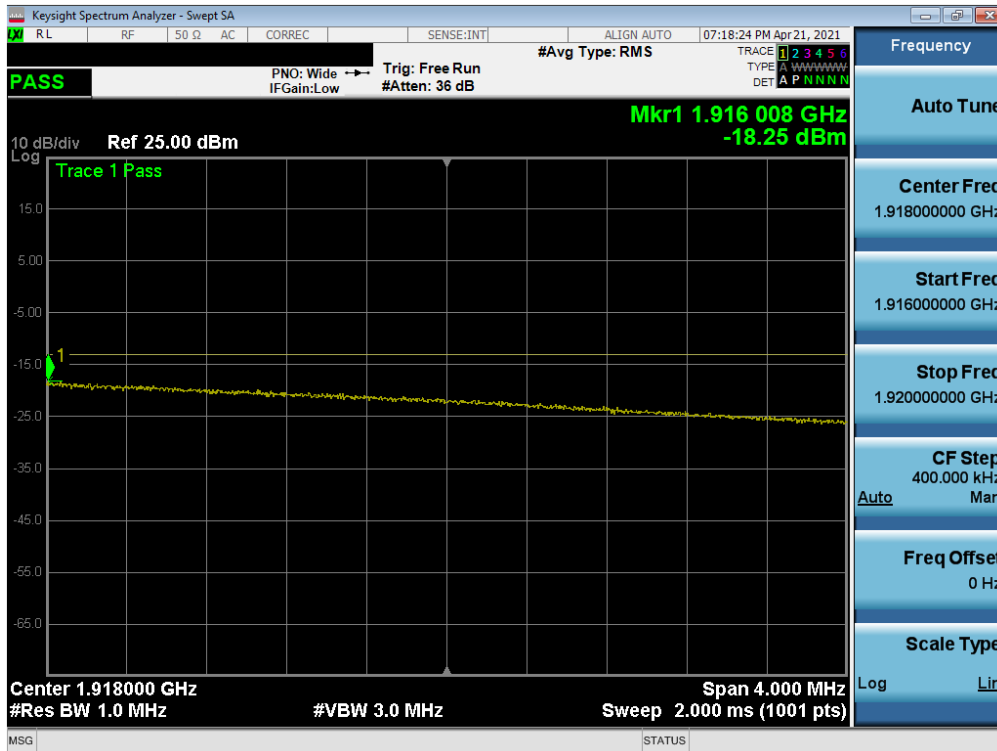


Plot 7-164. Extended Upper Band Edge Plot (NR Band n2 - 20MHz QPSK – Full RB)

|   |                                       |                               |  |                                   |
|---|---------------------------------------|-------------------------------|--|-----------------------------------|
| FCC ID: A3LSMF711U                      | PCTEST<br>Proud to be part of element | PART 24 MEASUREMENT REPORT    |  | Approved by:<br>Technical Manager |
| Test Report S/N:<br>1M2104070032-03.A3L | Test Dates:<br>4/12/2021 – 6/11/2021  | EUT Type:<br>Portable Handset |  | Page 104 of 203                   |



Plot 7-165. Upper Band Edge Plot (NR Band n25 - 20MHz QPSK – Full RB)

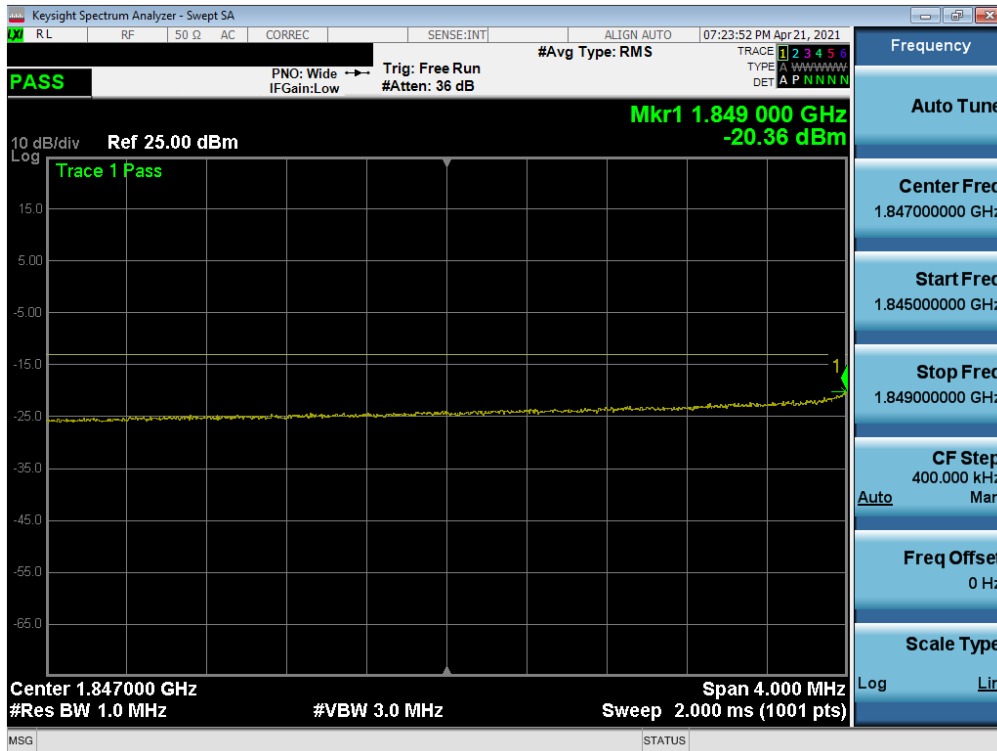


Plot 7-166. Extended Upper Band Edge Plot (NR Band n25 - 20MHz QPSK – Full RB)

|   |  |                               |                |                                   |
|---|--|-------------------------------|----------------|-----------------------------------|
| FCC ID: A3LSMF711U                      | <b>PCTEST</b><br>Proud to be part of element | PART 24 MEASUREMENT REPORT    | <b>SAMSUNG</b> | Approved by:<br>Technical Manager |
| Test Report S/N:<br>1M2104070032-03.A3L | Test Dates:<br>4/12/2021 – 6/11/2021         | EUT Type:<br>Portable Handset |                | Page 105 of 203                   |



Plot 7-167. Lower Band Edge Plot (NR Band n25/2 - 15MHz QPSK – Full RB)

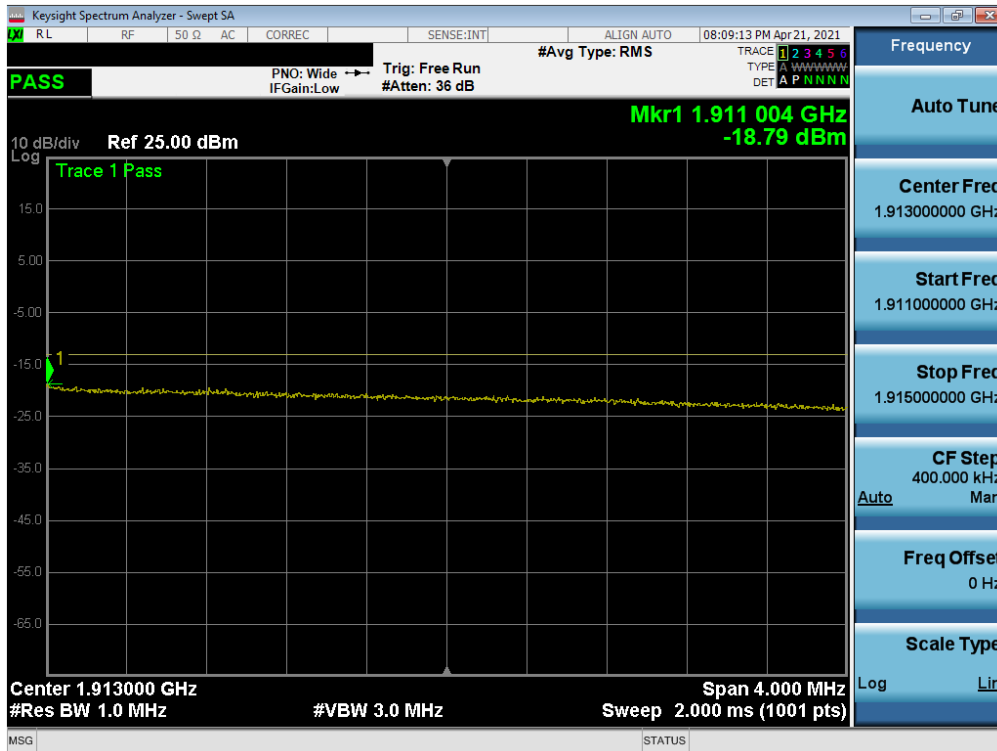


Plot 7-168. Extended Lower Band Edge Plot (NR Band n25/2 - 15MHz QPSK – Full RB)

|   |  |                               |                |                                   |
|---|--|-------------------------------|----------------|-----------------------------------|
| FCC ID: A3LSMF711U                      | <b>PCTEST</b><br>Proud to be part of element | PART 24 MEASUREMENT REPORT    | <b>SAMSUNG</b> | Approved by:<br>Technical Manager |
| Test Report S/N:<br>1M2104070032-03.A3L | Test Dates:<br>4/12/2021 – 6/11/2021         | EUT Type:<br>Portable Handset |                | Page 106 of 203                   |



Plot 7-169. Upper Band Edge Plot (NR Band n2 - 15MHz QPSK – Full RB)



Plot 7-170. Extended Upper Band Edge Plot (NR Band n2 - 15MHz QPSK – Full RB)

|   |                                       |                               |  |                                   |
|---|---------------------------------------|-------------------------------|--|-----------------------------------|
| FCC ID: A3LSMF711U                      | PCTEST<br>Proud to be part of element | PART 24 MEASUREMENT REPORT    |  | Approved by:<br>Technical Manager |
| Test Report S/N:<br>1M2104070032-03.A3L | Test Dates:<br>4/12/2021 – 6/11/2021  | EUT Type:<br>Portable Handset |  | Page 107 of 203                   |



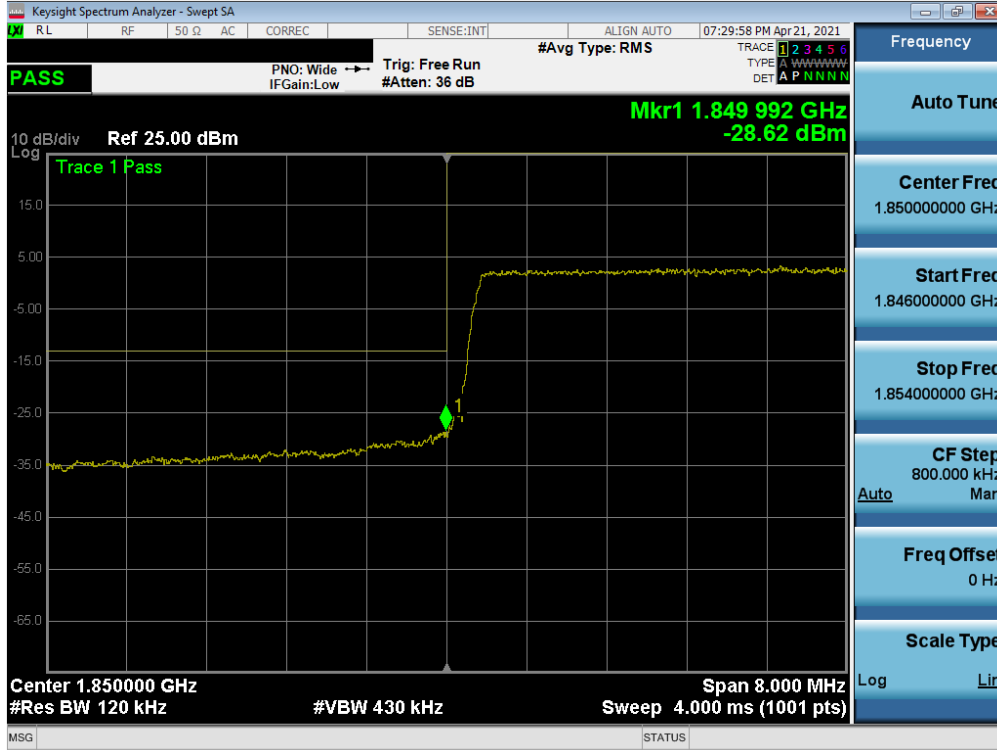


Plot 7-171. Upper Band Edge Plot (NR Band n25 - 15MHz QPSK – Full RB)

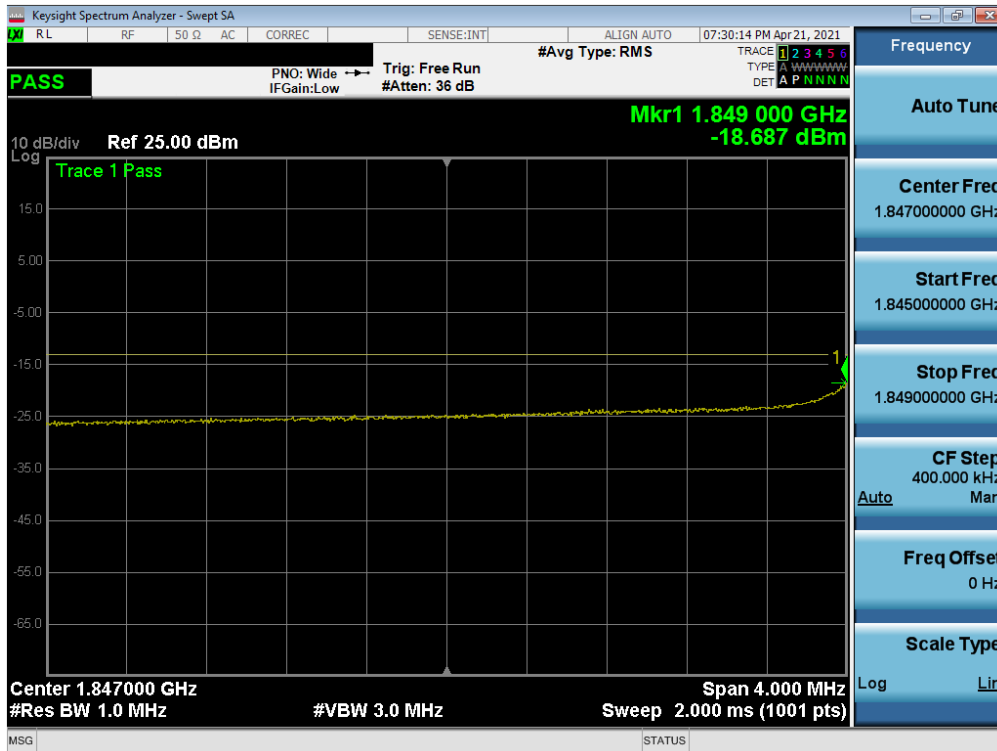


Plot 7-172. Extended Upper Band Edge Plot (NR Band n25 - 15MHz QPSK – Full RB)

|   |  |                               |                |                                   |
|---|--|-------------------------------|----------------|-----------------------------------|
| FCC ID: A3LSMF711U                      | <b>PCTEST</b><br>Proud to be part of element | PART 24 MEASUREMENT REPORT    | <b>SAMSUNG</b> | Approved by:<br>Technical Manager |
| Test Report S/N:<br>1M2104070032-03.A3L | Test Dates:<br>4/12/2021 – 6/11/2021         | EUT Type:<br>Portable Handset |                | Page 108 of 203                   |



Plot 7-173. Lower Band Edge Plot (NR Band n25/2 - 10MHz QPSK – Full RB)

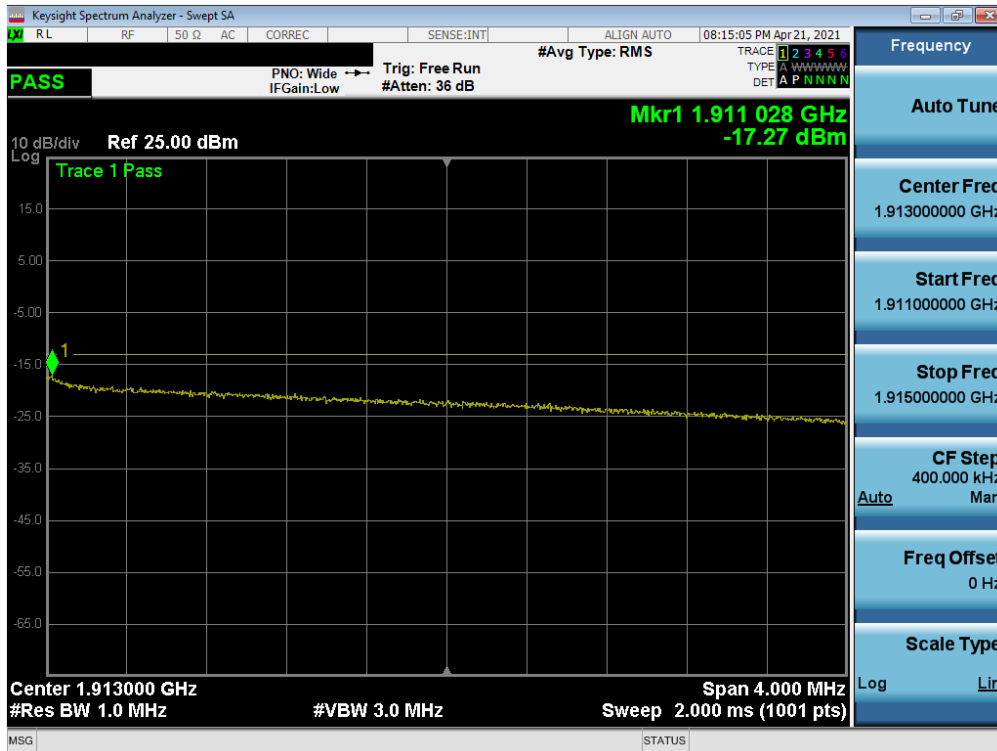


Plot 7-174. Extended Lower Band Edge Plot (NR Band n25/2 - 10MHz QPSK – Full RB)

|   |                                       |                               |  |                                   |
|---|---------------------------------------|-------------------------------|--|-----------------------------------|
| FCC ID: A3LSMF711U                      | PCTEST<br>Proud to be part of element | PART 24 MEASUREMENT REPORT    |  | Approved by:<br>Technical Manager |
| Test Report S/N:<br>1M2104070032-03.A3L | Test Dates:<br>4/12/2021 – 6/11/2021  | EUT Type:<br>Portable Handset |  | Page 109 of 203                   |



Plot 7-175. Upper Band Edge Plot (NR Band n2 - 10MHz QPSK – Full RB)

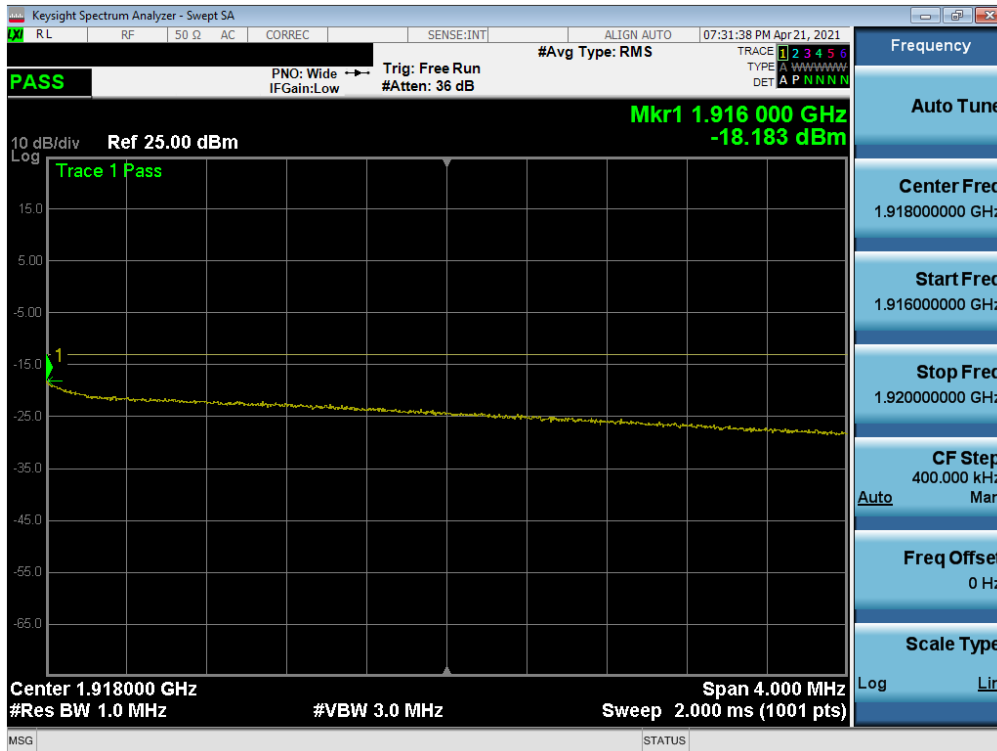


Plot 7-176. Extended Upper Band Edge Plot (NR Band n2 - 10MHz QPSK – Full RB)

|   |                                       |                               |  |                                   |
|---|---------------------------------------|-------------------------------|--|-----------------------------------|
| FCC ID: A3LSMF711U                      | PCTEST<br>Proud to be part of element | PART 24 MEASUREMENT REPORT    |  | Approved by:<br>Technical Manager |
| Test Report S/N:<br>1M2104070032-03.A3L | Test Dates:<br>4/12/2021 – 6/11/2021  | EUT Type:<br>Portable Handset |  | Page 110 of 203                   |

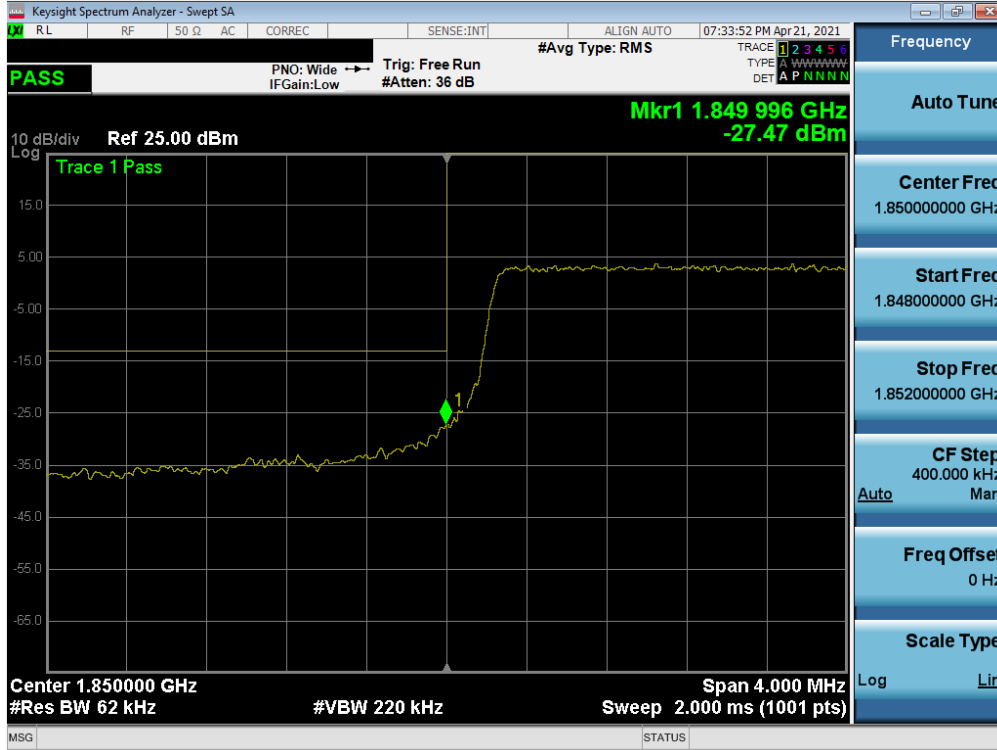


Plot 7-177. Upper Band Edge Plot (NR Band n25 - 10MHz QPSK – Full RB)

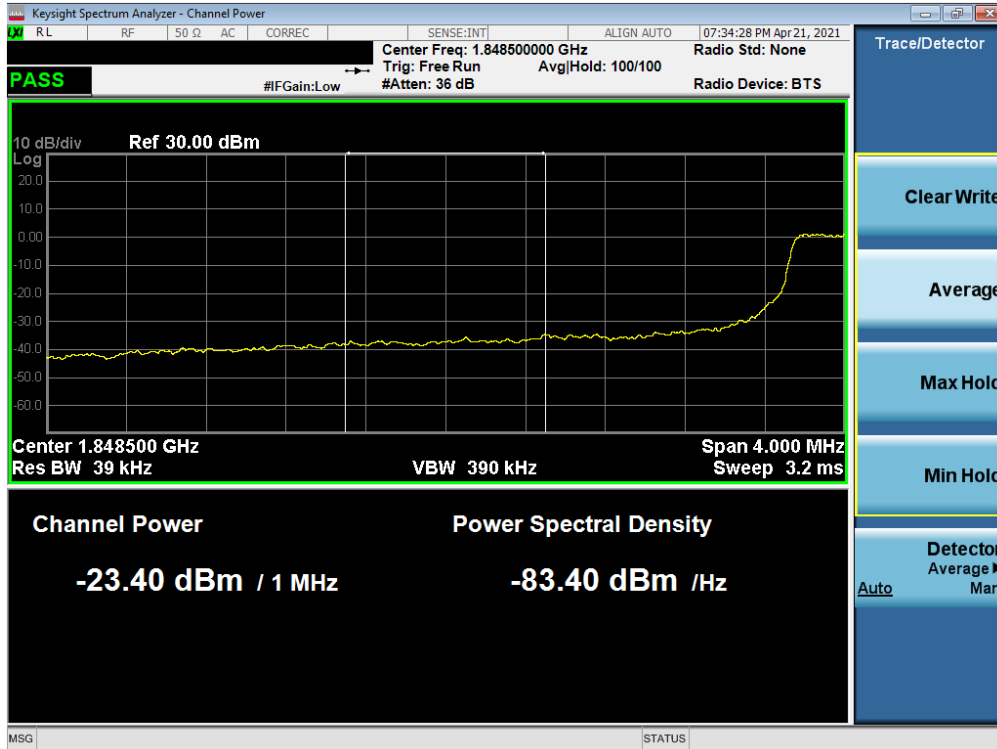


Plot 7-178. Extended Upper Band Edge Plot (NR Band n25 - 10MHz QPSK – Full RB)

|   |  |                               |                |                                   |
|---|--|-------------------------------|----------------|-----------------------------------|
| FCC ID: A3LSMF711U                      | <b>PCTEST</b><br>Proud to be part of element | PART 24 MEASUREMENT REPORT    | <b>SAMSUNG</b> | Approved by:<br>Technical Manager |
| Test Report S/N:<br>1M2104070032-03.A3L | Test Dates:<br>4/12/2021 – 6/11/2021         | EUT Type:<br>Portable Handset |                | Page 111 of 203                   |



Plot 7-179. Lower Band Edge Plot (NR Band n25/2 – 5MHz QPSK – Full RB)

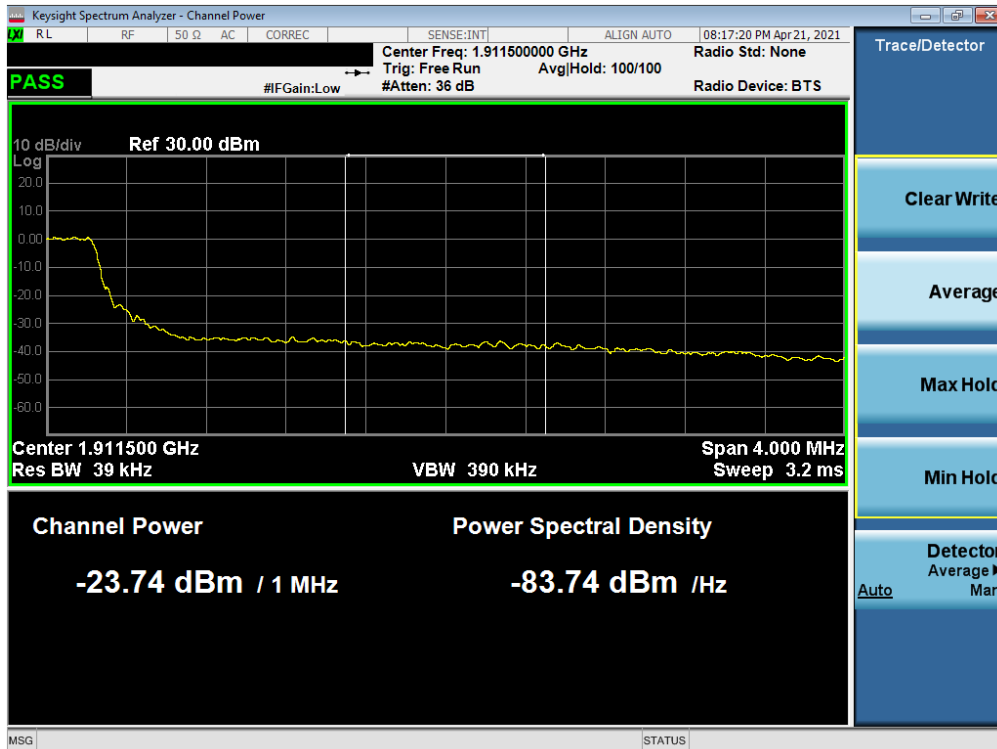


Plot 7-180. Extended Lower Band Edge Plot (NR Band n25/2 – 5MHz QPSK – Full RB)

|   |  |                               |                |                                   |
|---|--|-------------------------------|----------------|-----------------------------------|
| FCC ID: A3LSMF711U                      | <b>PCTEST</b><br>Proud to be part of element | PART 24 MEASUREMENT REPORT    | <b>SAMSUNG</b> | Approved by:<br>Technical Manager |
| Test Report S/N:<br>1M2104070032-03.A3L | Test Dates:<br>4/12/2021 – 6/11/2021         | EUT Type:<br>Portable Handset |                | Page 112 of 203                   |



Plot 7-181. Upper Band Edge Plot (NR Band n2 – 5MHz QPSK – Full RB)

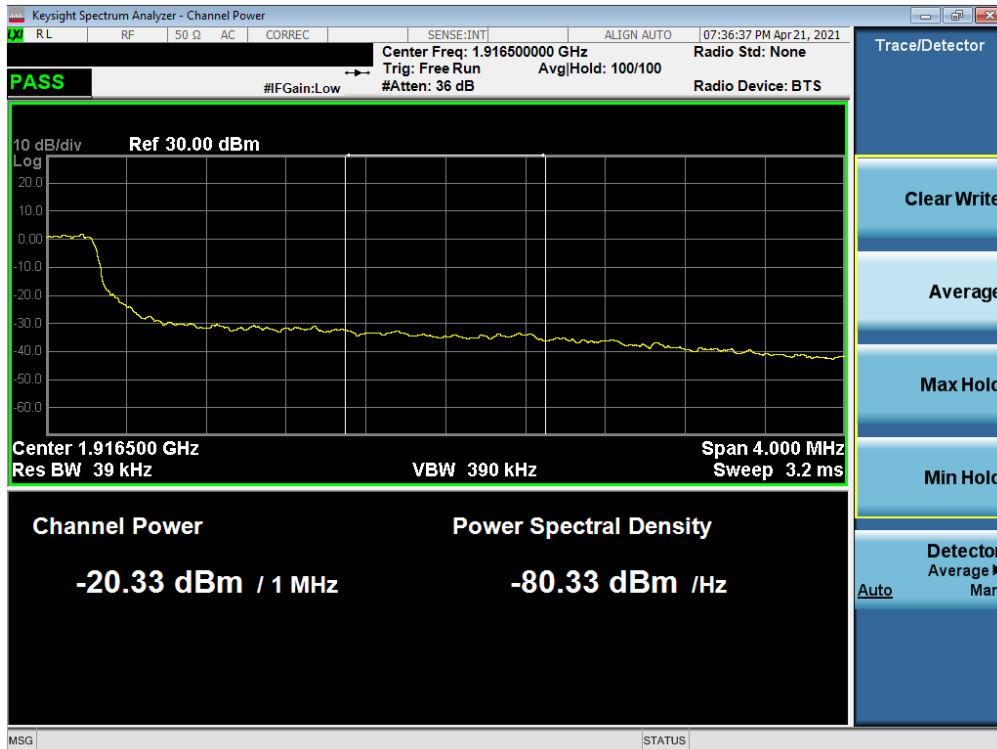


Plot 7-182. Extended Upper Band Edge Plot (NR Band n2 – 5MHz QPSK – Full RB)

|   |  |                               |                |                                   |
|---|--|-------------------------------|----------------|-----------------------------------|
| FCC ID: A3LSMF711U                      | <b>PCTEST</b><br>Proud to be part of element | PART 24 MEASUREMENT REPORT    | <b>SAMSUNG</b> | Approved by:<br>Technical Manager |
| Test Report S/N:<br>1M2104070032-03.A3L | Test Dates:<br>4/12/2021 – 6/11/2021         | EUT Type:<br>Portable Handset |                | Page 113 of 203                   |



Plot 7-183. Upper Band Edge Plot (NR Band n25 – 5MHz QPSK – Full RB)

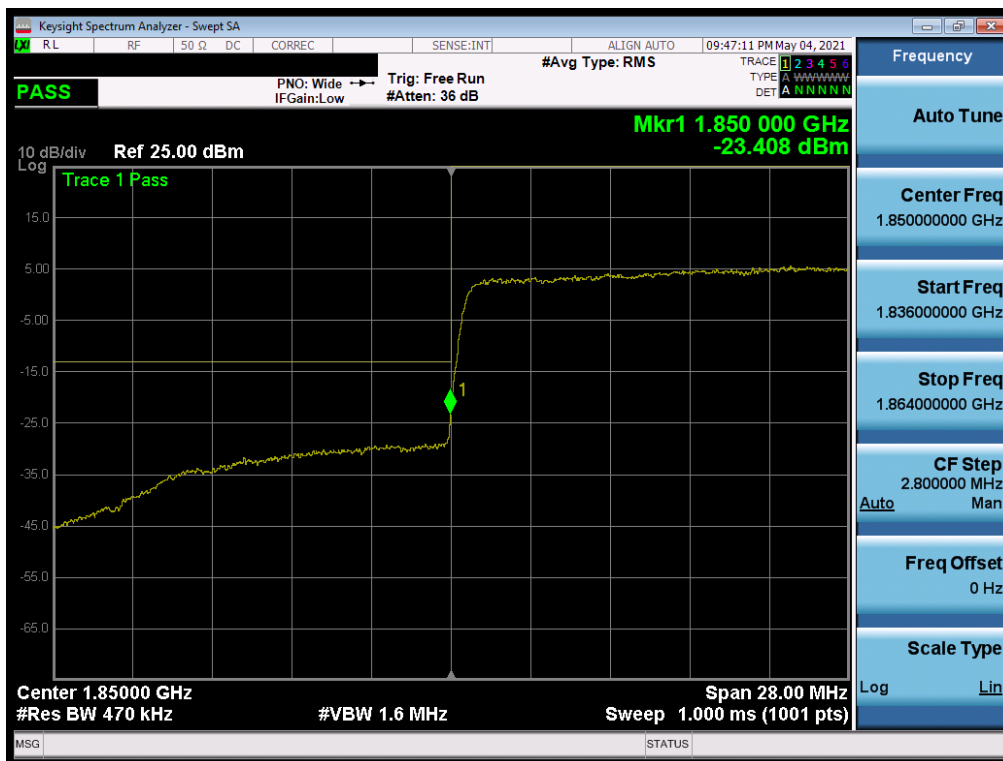


Plot 7-184. Extended Upper Band Edge Plot (NR Band n25 – 5MHz QPSK – Full RB)

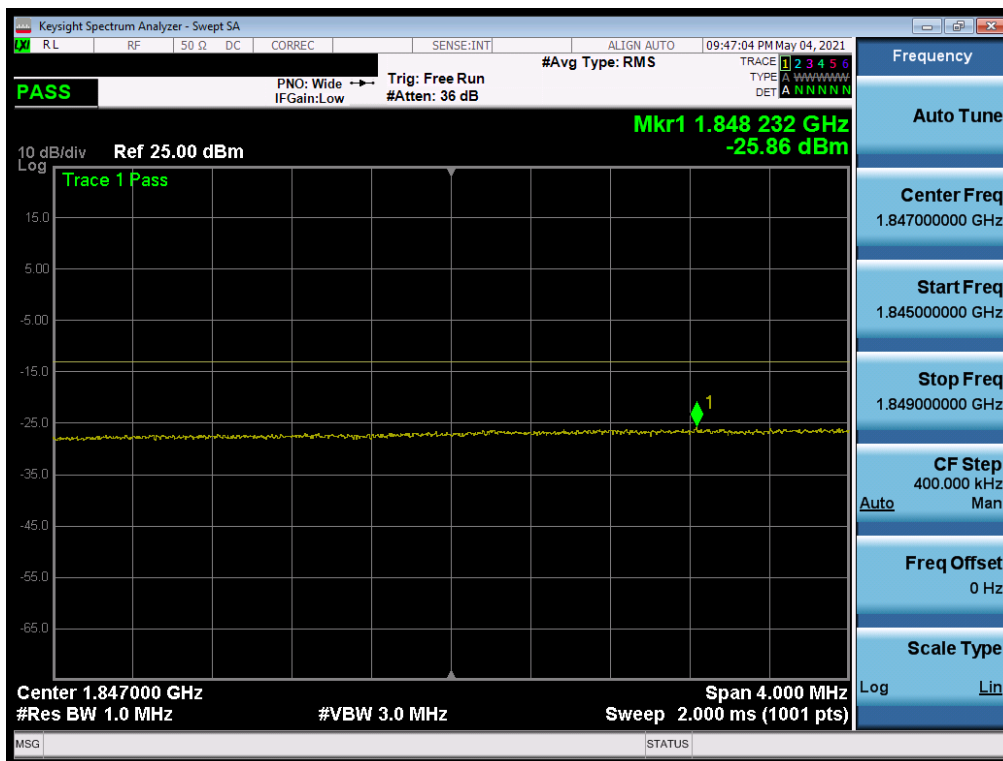
|   |  |                               |                |                                   |
|---|--|-------------------------------|----------------|-----------------------------------|
| FCC ID: A3LSMF711U                      | <b>PCTEST</b><br>Proud to be part of element | PART 24 MEASUREMENT REPORT    | <b>SAMSUNG</b> | Approved by:<br>Technical Manager |
| Test Report S/N:<br>1M2104070032-03.A3L | Test Dates:<br>4/12/2021 – 6/11/2021         | EUT Type:<br>Portable Handset |                | Page 114 of 203                   |



# NR Band n25 – Ant I



Plot 7-185. Lower Band Edge Plot (NR Band n25 – 40MHz QPSK – Full RB)

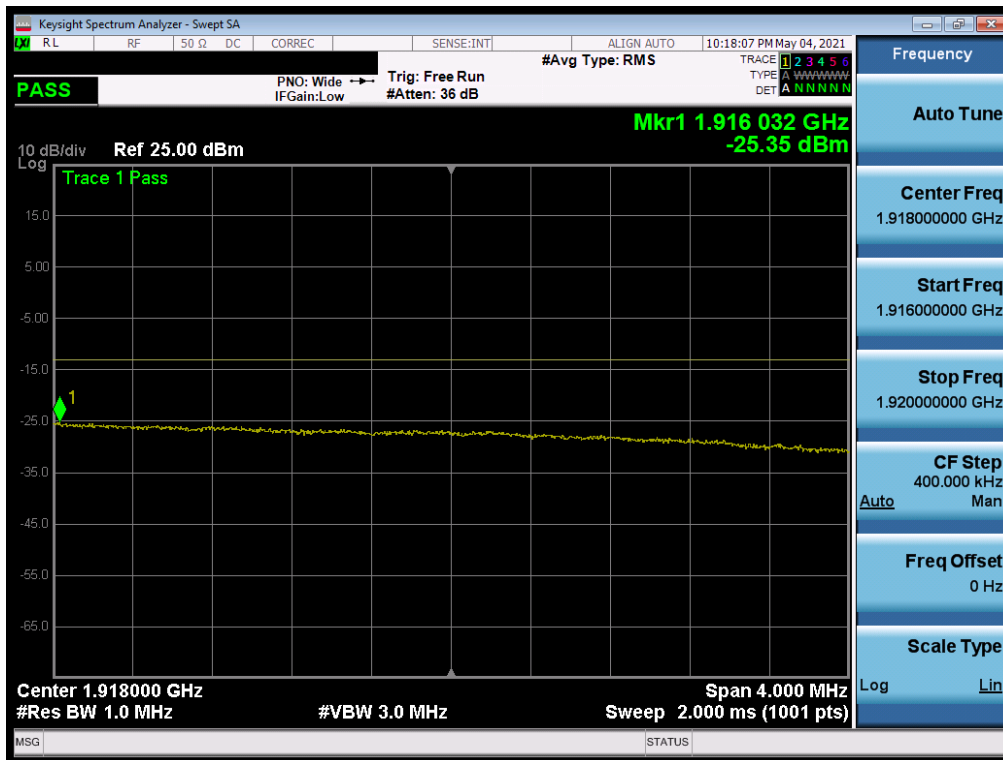


Plot 7-186. Extended Lower Band Edge Plot (NR Band n25 – 40MHz QPSK – Full RB)

|   |                                       |                               |  |                                   |
|---|---------------------------------------|-------------------------------|--|-----------------------------------|
| FCC ID: A3LSMF711U                      | PCTEST<br>Proud to be part of element | PART 24 MEASUREMENT REPORT    |  | Approved by:<br>Technical Manager |
| Test Report S/N:<br>1M2104070032-03.A3L | Test Dates:<br>4/12/2021 – 6/11/2021  | EUT Type:<br>Portable Handset |  | Page 115 of 203                   |

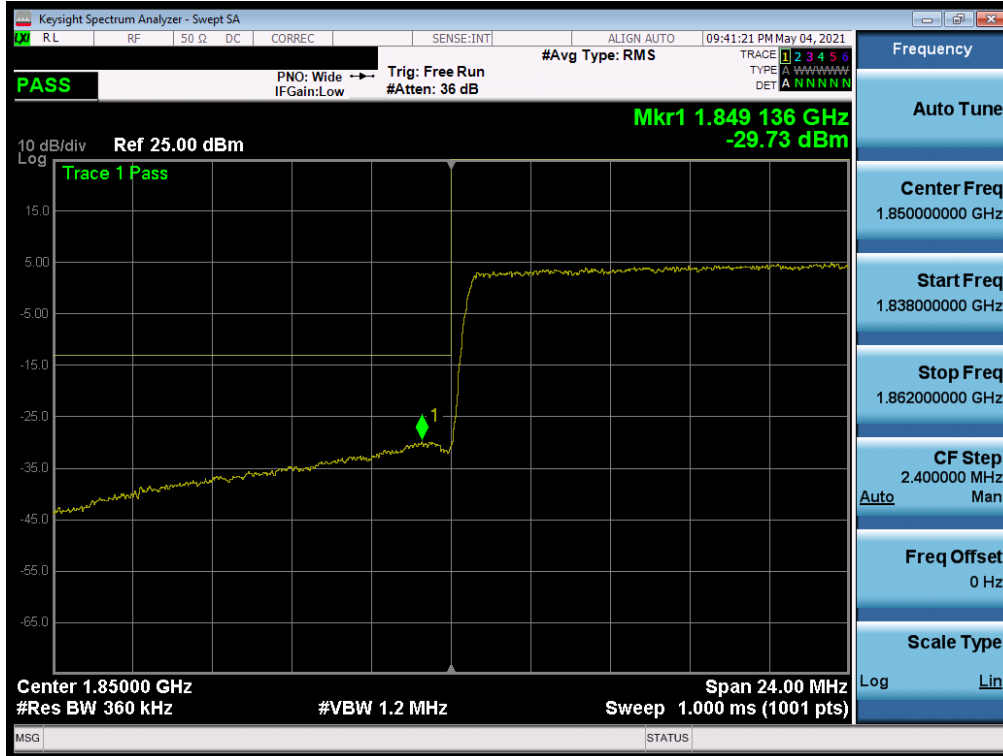


Plot 7-187. Upper Band Edge Plot (NR Band n25 – 40MHz QPSK – Full RB)

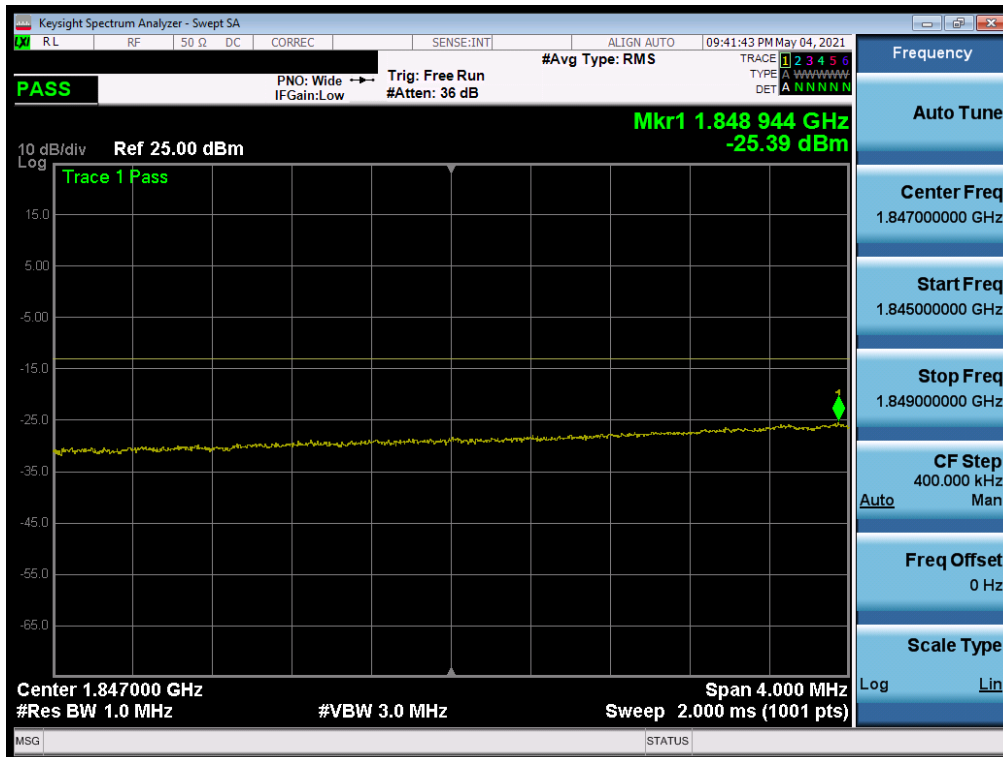


Plot 7-188. Extended Upper Band Edge Plot (NR Band n25 – 40MHz QPSK – Full RB)

|   |  |                               |                |                                   |
|---|--|-------------------------------|----------------|-----------------------------------|
| FCC ID: A3LSMF711U                      | <b>PCTEST</b><br>Proud to be part of element | PART 24 MEASUREMENT REPORT    | <b>SAMSUNG</b> | Approved by:<br>Technical Manager |
| Test Report S/N:<br>1M2104070032-03.A3L | Test Dates:<br>4/12/2021 – 6/11/2021         | EUT Type:<br>Portable Handset |                | Page 116 of 203                   |



Plot 7-189. Lower Band Edge Plot (NR Band n25 – 30MHz QPSK – Full RB)



Plot 7-190. Extended Lower Band Edge Plot (NR Band n25 – 30MHz QPSK – Full RB)

|   |  |                               |                |                                   |
|---|--|-------------------------------|----------------|-----------------------------------|
| FCC ID: A3LSMF711U                      | <b>PCTEST</b><br>Proud to be part of element | PART 24 MEASUREMENT REPORT    | <b>SAMSUNG</b> | Approved by:<br>Technical Manager |
| Test Report S/N:<br>1M2104070032-03.A3L | Test Dates:<br>4/12/2021 – 6/11/2021         | EUT Type:<br>Portable Handset |                | Page 117 of 203                   |

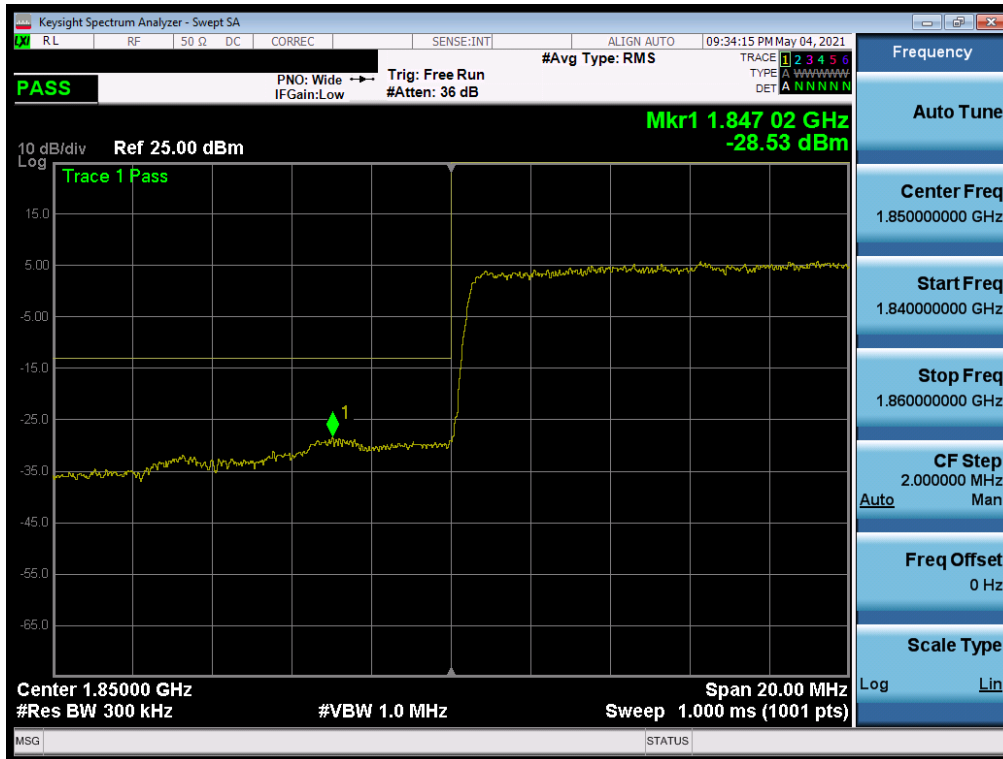


Plot 7-191. Upper Band Edge Plot (NR Band n25 – 30MHz QPSK – Full RB)

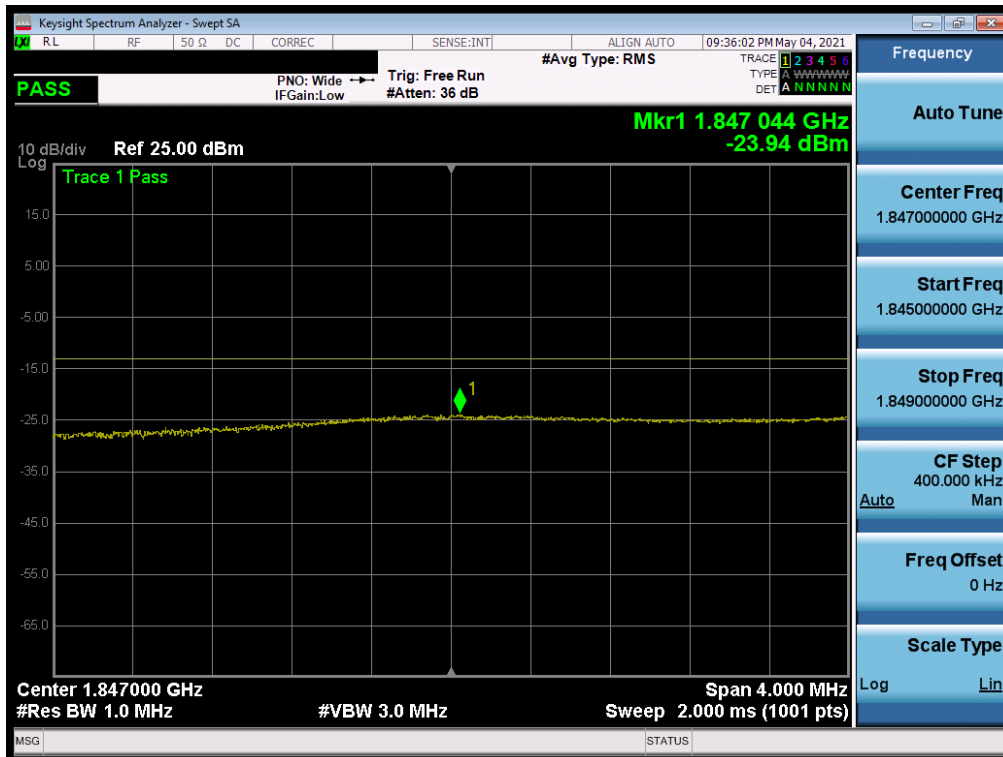


Plot 7-192. Extended Upper Band Edge Plot (NR Band n25 – 30MHz QPSK – Full RB)

|   |                                       |                               |  |                                   |
|---|---------------------------------------|-------------------------------|--|-----------------------------------|
| FCC ID: A3LSMF711U                      | PCTEST<br>Proud to be part of element | PART 24 MEASUREMENT REPORT    |  | Approved by:<br>Technical Manager |
| Test Report S/N:<br>1M2104070032-03.A3L | Test Dates:<br>4/12/2021 – 6/11/2021  | EUT Type:<br>Portable Handset |  | Page 118 of 203                   |



Plot 7-193. Lower Band Edge Plot (NR Band n25 – 25MHz QPSK – Full RB)

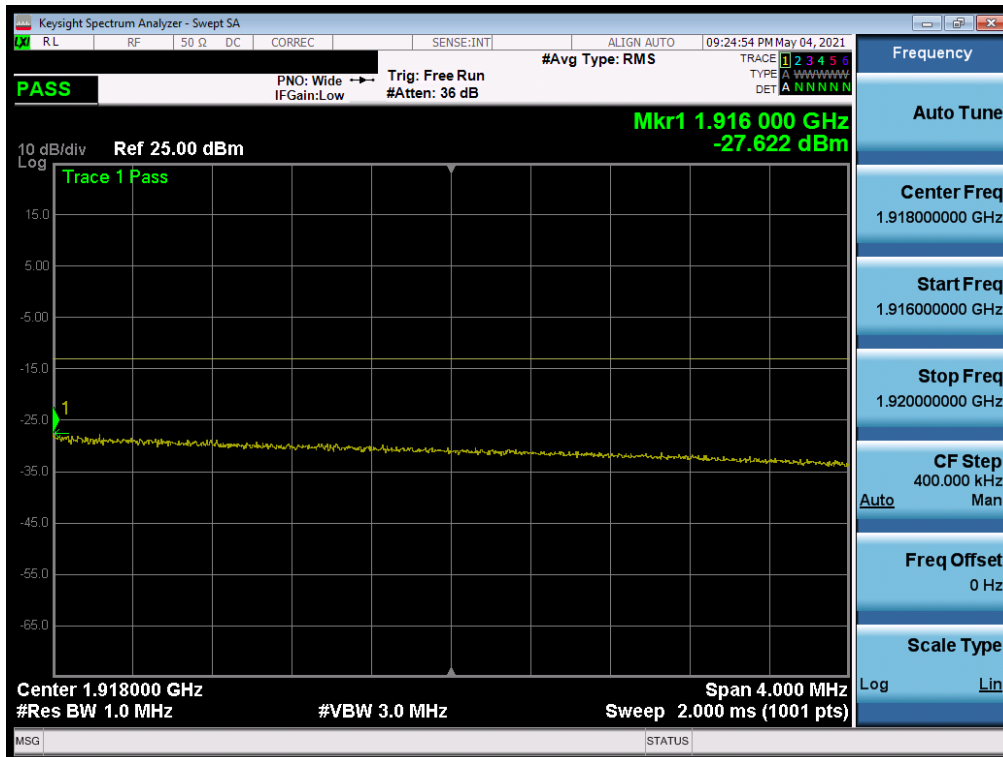


Plot 7-194. Extended Lower Band Edge Plot (NR Band n25 – 25MHz QPSK – Full RB)

|   |  |                               |                |                                   |
|---|--|-------------------------------|----------------|-----------------------------------|
| FCC ID: A3LSMF711U                      | <b>PCTEST</b><br>Proud to be part of element | PART 24 MEASUREMENT REPORT    | <b>SAMSUNG</b> | Approved by:<br>Technical Manager |
| Test Report S/N:<br>1M2104070032-03.A3L | Test Dates:<br>4/12/2021 – 6/11/2021         | EUT Type:<br>Portable Handset |                | Page 119 of 203                   |



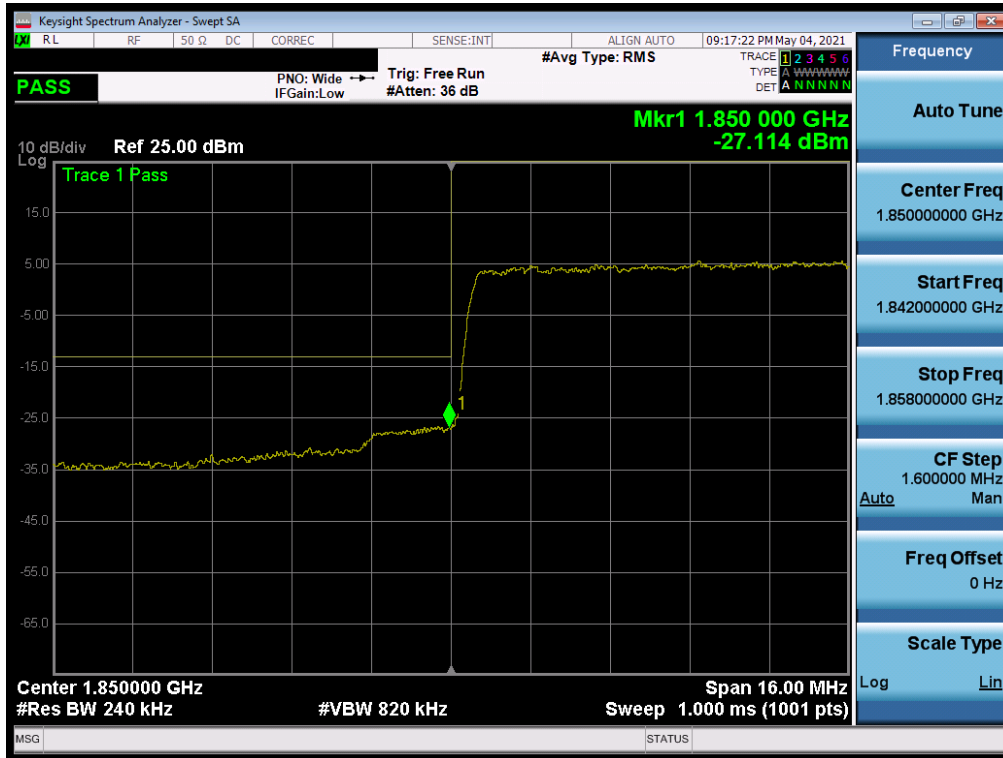
Plot 7-195. Upper Band Edge Plot (NR Band n25 – 25MHz QPSK – Full RB)



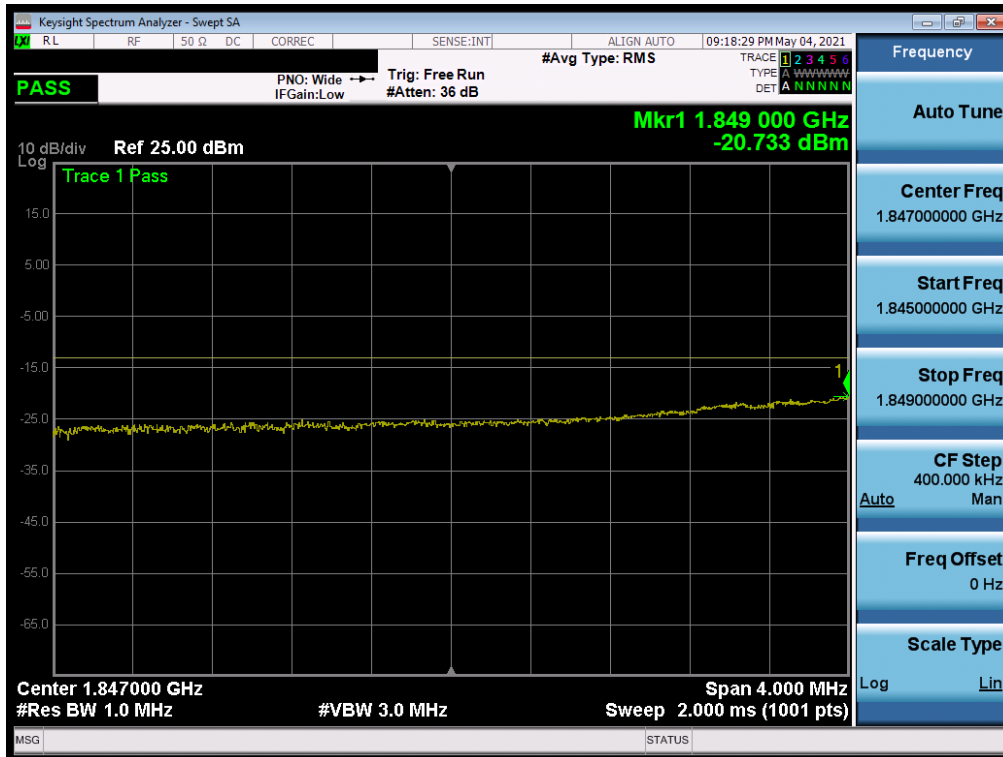
Plot 7-196. Extended Upper Band Edge Plot (NR Band n25 – 25MHz QPSK – Full RB)

|   |                                       |                               |  |                                   |
|---|---------------------------------------|-------------------------------|--|-----------------------------------|
| FCC ID: A3LSMF711U                      | PCTEST<br>Proud to be part of element | PART 24 MEASUREMENT REPORT    |  | Approved by:<br>Technical Manager |
| Test Report S/N:<br>1M2104070032-03.A3L | Test Dates:<br>4/12/2021 – 6/11/2021  | EUT Type:<br>Portable Handset |  | Page 120 of 203                   |

### NR Band n25/2 – Ant I



Plot 7-197. Lower Band Edge Plot (NR Band n25/2 – 20MHz QPSK – Full RB)



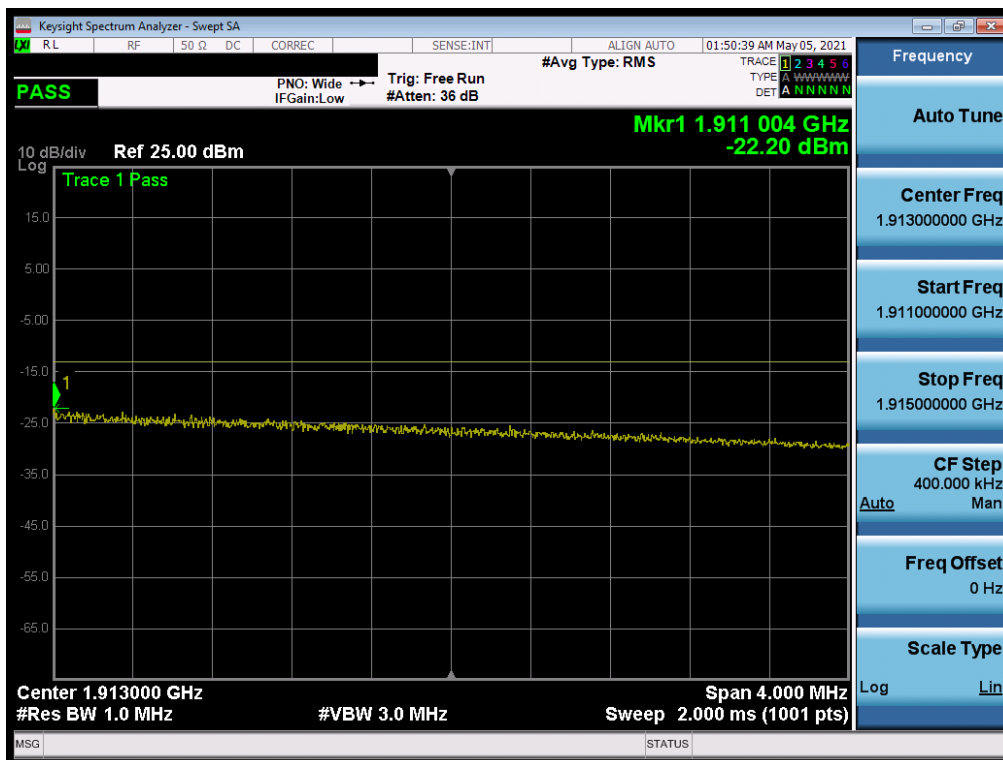
Plot 7-198. Extended Lower Band Edge Plot (NR Band n25/2 – 20MHz QPSK – Full RB)

|   |  |                               |                |                                   |
|---|--|-------------------------------|----------------|-----------------------------------|
| FCC ID: A3LSMF711U                      | <b>PCTEST</b><br>Proud to be part of element | PART 24 MEASUREMENT REPORT    | <b>SAMSUNG</b> | Approved by:<br>Technical Manager |
| Test Report S/N:<br>1M2104070032-03.A3L | Test Dates:<br>4/12/2021 – 6/11/2021         | EUT Type:<br>Portable Handset |                | Page 121 of 203                   |





Plot 7-199. Upper Band Edge Plot (NR Band n2 – 20MHz QPSK – Full RB)



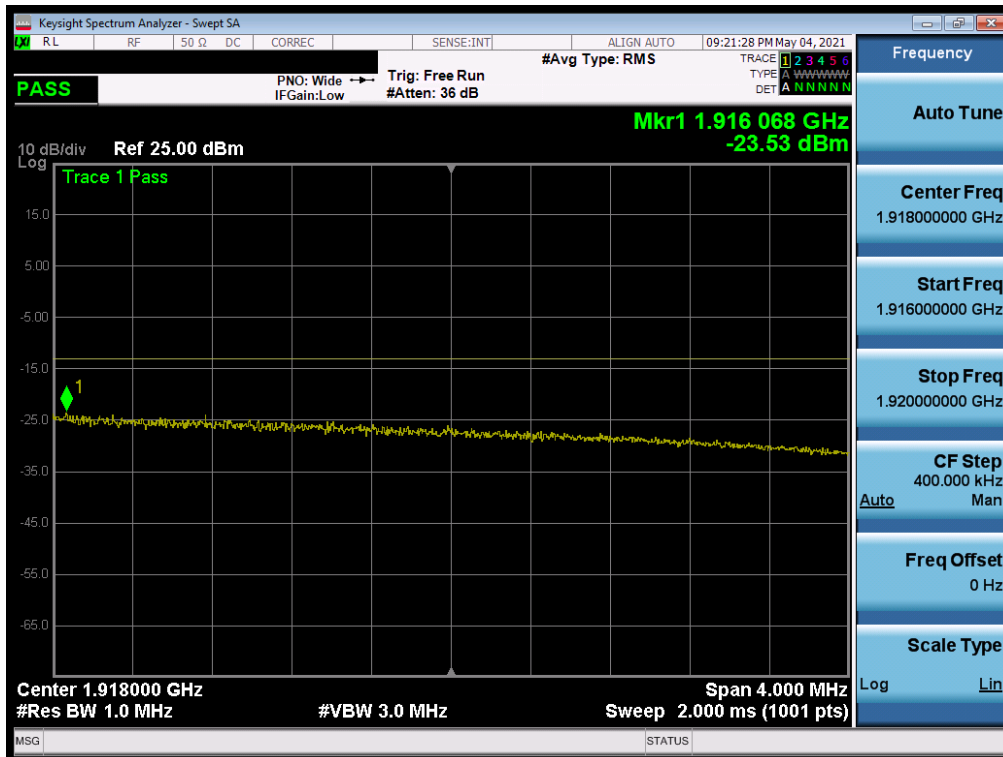
Plot 7-200. Extended Upper Band Edge Plot (NR Band n2 – 20MHz QPSK – Full RB)

|   |  |                               |                |                                   |
|---|--|-------------------------------|----------------|-----------------------------------|
| FCC ID: A3LSMF711U                      | <b>PCTEST</b><br>Proud to be part of element | PART 24 MEASUREMENT REPORT    | <b>SAMSUNG</b> | Approved by:<br>Technical Manager |
| Test Report S/N:<br>1M2104070032-03.A3L | Test Dates:<br>4/12/2021 – 6/11/2021         | EUT Type:<br>Portable Handset |                | Page 122 of 203                   |





Plot 7-201. Upper Band Edge Plot (NR Band n25 – 20MHz QPSK – Full RB)



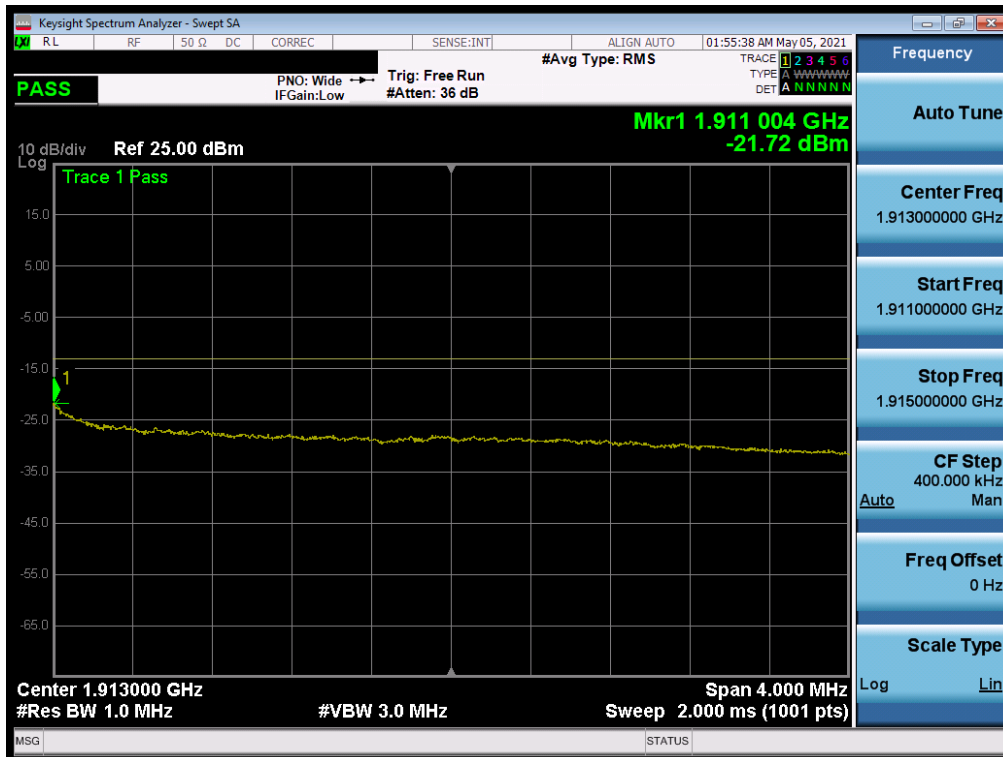
Plot 7-202. Extended Upper Band Edge Plot (NR Band n25 – 20MHz QPSK – Full RB)

|   |  |                               |                |                                   |
|---|--|-------------------------------|----------------|-----------------------------------|
| FCC ID: A3LSMF711U                      | <b>PCTEST</b><br>Proud to be part of element | PART 24 MEASUREMENT REPORT    | <b>SAMSUNG</b> | Approved by:<br>Technical Manager |
| Test Report S/N:<br>1M2104070032-03.A3L | Test Dates:<br>4/12/2021 – 6/11/2021         | EUT Type:<br>Portable Handset |                | Page 123 of 203                   |



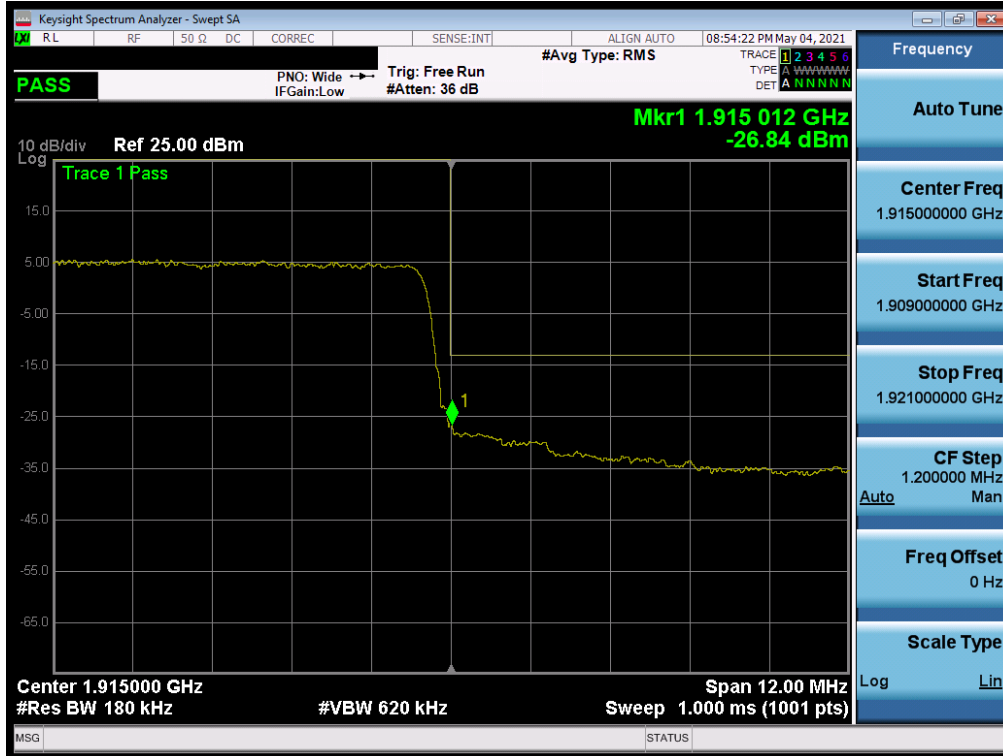


Plot 7-205. Upper Band Edge Plot (NR Band n2 – 15MHz QPSK – Full RB)

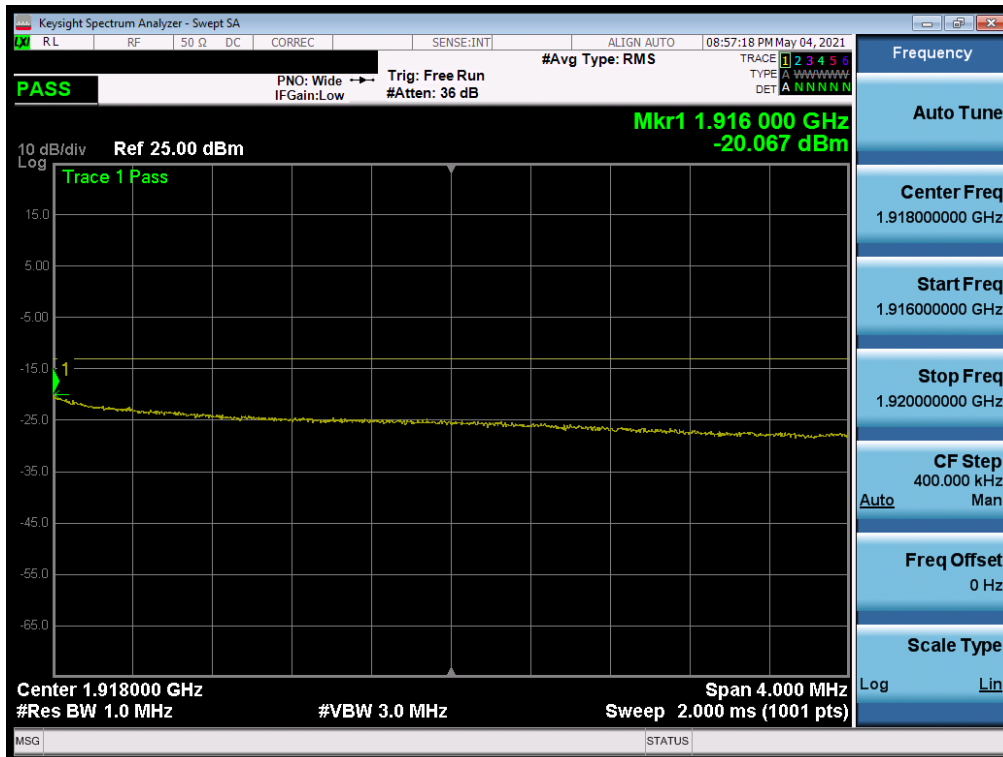


Plot 7-206. Extended Upper Band Edge Plot (NR Band n2 – 15MHz QPSK – Full RB)

|   |  |                               |                |                                   |
|---|--|-------------------------------|----------------|-----------------------------------|
| FCC ID: A3LSMF711U                      | <b>PCTEST</b><br>Proud to be part of element | PART 24 MEASUREMENT REPORT    | <b>SAMSUNG</b> | Approved by:<br>Technical Manager |
| Test Report S/N:<br>1M2104070032-03.A3L | Test Dates:<br>4/12/2021 – 6/11/2021         | EUT Type:<br>Portable Handset |                | Page 125 of 203                   |



Plot 7-207. Upper Band Edge Plot (NR Band n25 – 15MHz QPSK – Full RB)



Plot 7-208. Extended Upper Band Edge Plot (NR Band n25 – 15MHz QPSK – Full RB)

|   |                                       |                               |  |                                   |
|---|---------------------------------------|-------------------------------|--|-----------------------------------|
| FCC ID: A3LSMF711U                      | PCTEST<br>Proud to be part of element | PART 24 MEASUREMENT REPORT    |  | Approved by:<br>Technical Manager |
| Test Report S/N:<br>1M2104070032-03.A3L | Test Dates:<br>4/12/2021 – 6/11/2021  | EUT Type:<br>Portable Handset |  | Page 126 of 203                   |





Plot 7-211. Upper Band Edge Plot (NR Band n2 – 10MHz QPSK – Full RB)



Plot 7-212. Extended Upper Band Edge Plot (NR Band n2 – 10MHz QPSK – Full RB 2)

|   |  |                               |                |                                   |
|---|--|-------------------------------|----------------|-----------------------------------|
| FCC ID: A3LSMF711U                      | <b>PCTEST</b><br>Proud to be part of element | PART 24 MEASUREMENT REPORT    | <b>SAMSUNG</b> | Approved by:<br>Technical Manager |
| Test Report S/N:<br>1M2104070032-03.A3L | Test Dates:<br>4/12/2021 – 6/11/2021         | EUT Type:<br>Portable Handset |                | Page 128 of 203                   |



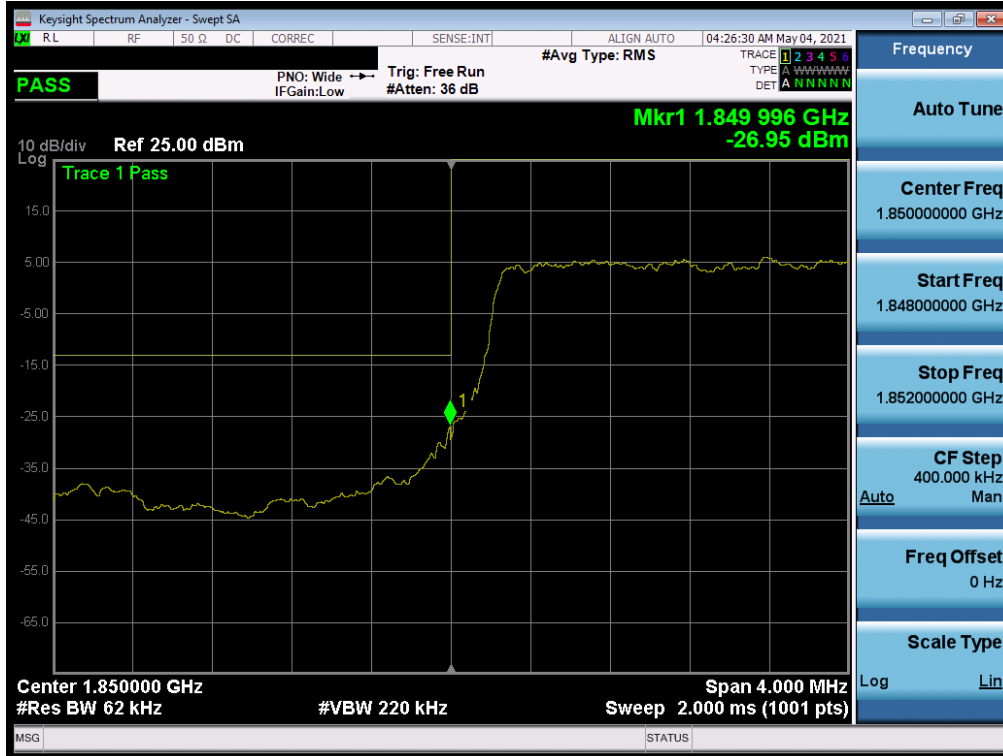
Plot 7-213. Upper Band Edge Plot (NR Band n25 – 10MHz QPSK – Full RB)



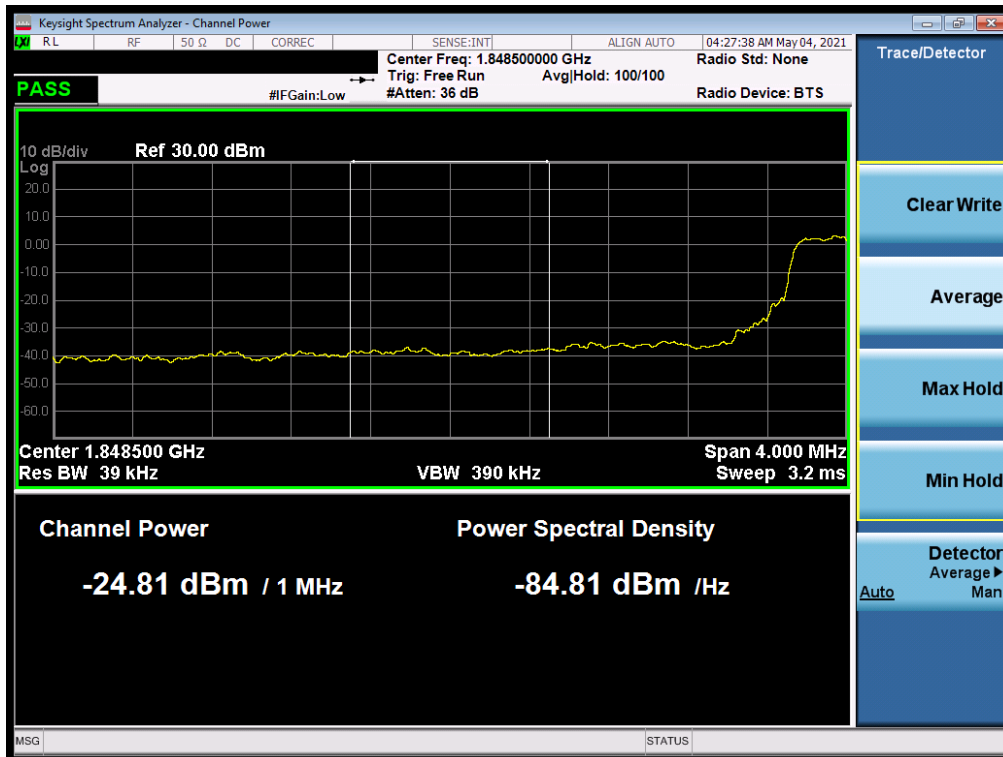
Plot 7-214. Extended Upper Band Edge Plot (NR Band n25 – 10MHz QPSK – Full RB)

|   |                                       |                               |  |                                   |
|---|---------------------------------------|-------------------------------|--|-----------------------------------|
| FCC ID: A3LSMF711U                      | PCTEST<br>Proud to be part of element | PART 24 MEASUREMENT REPORT    |  | Approved by:<br>Technical Manager |
| Test Report S/N:<br>1M2104070032-03.A3L | Test Dates:<br>4/12/2021 – 6/11/2021  | EUT Type:<br>Portable Handset |  | Page 129 of 203                   |





Plot 7-215. Lower Band Edge Plot (NR Band n25/2 – 5MHz QPSK – Full RB)



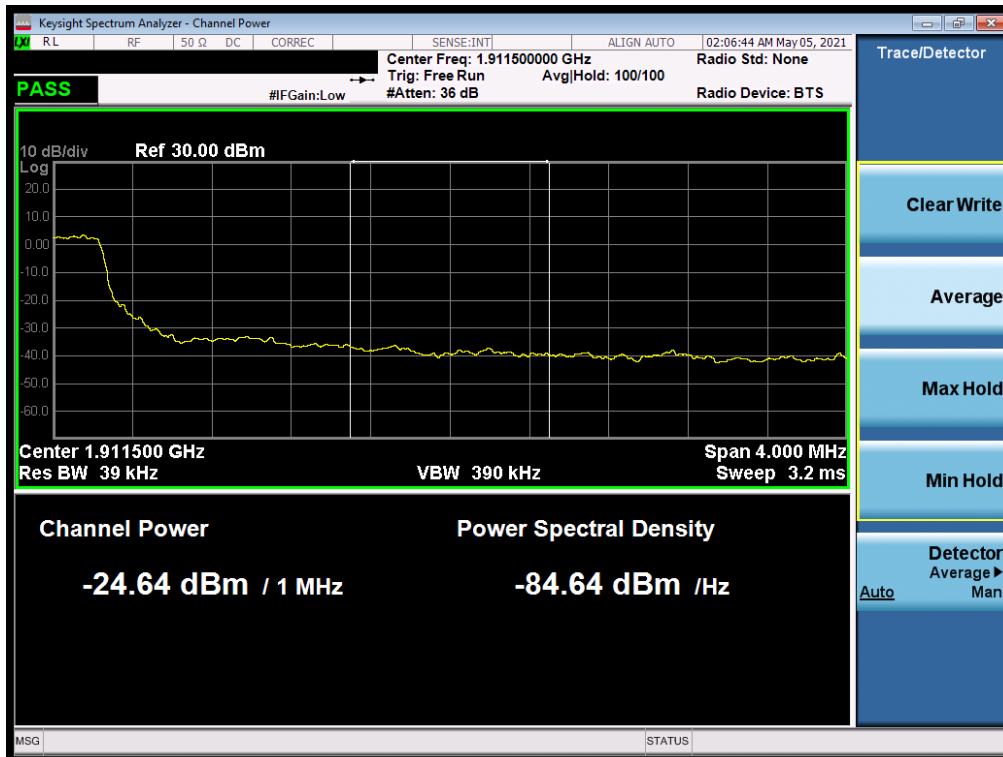
Plot 7-216. Extended Lower Band Edge Plot (NR Band n25/2 – 5MHz QPSK – Full RB)

|   |  |                               |                |                                   |
|---|--|-------------------------------|----------------|-----------------------------------|
| FCC ID: A3LSMF711U                      | <b>PCTEST</b><br>Proud to be part of element | PART 24 MEASUREMENT REPORT    | <b>SAMSUNG</b> | Approved by:<br>Technical Manager |
| Test Report S/N:<br>1M2104070032-03.A3L | Test Dates:<br>4/12/2021 – 6/11/2021         | EUT Type:<br>Portable Handset |                | Page 130 of 203                   |





Plot 7-217. Upper Band Edge Plot (NR Band n2 – 5MHz QPSK – Full RB)

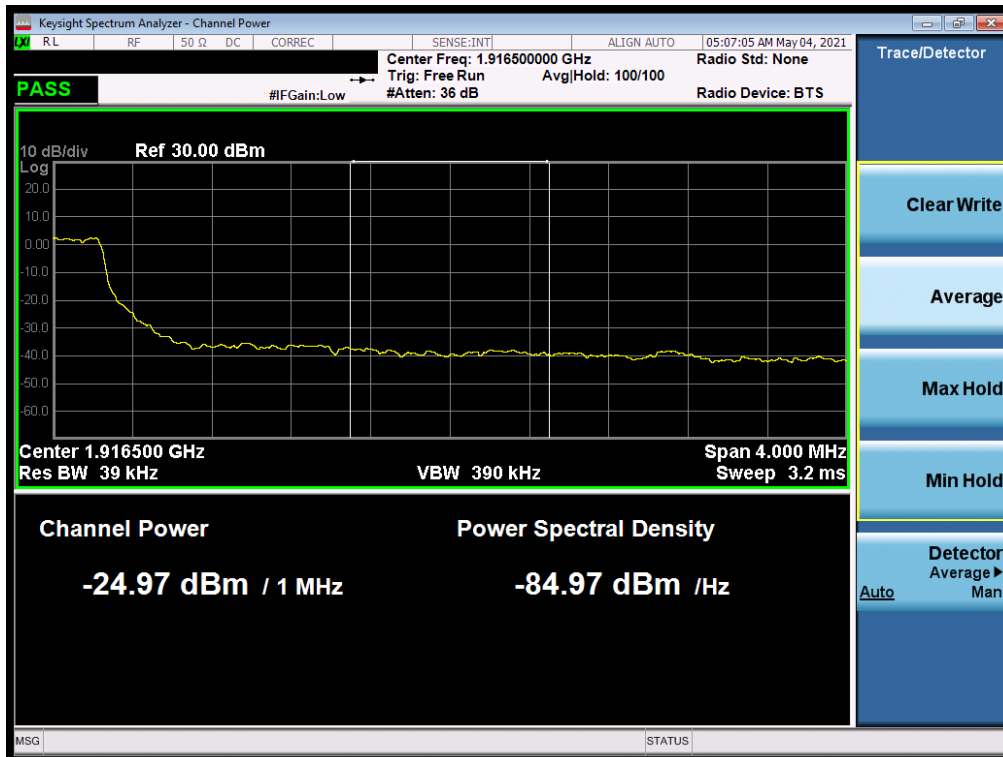


Plot 7-218. Extended Upper Band Edge Plot (NR Band n2 – 5MHz QPSK – Full RB)

|   |  |                               |                |                                   |
|---|--|-------------------------------|----------------|-----------------------------------|
| FCC ID: A3LSMF711U                      | <b>PCTEST</b><br>Proud to be part of element | PART 24 MEASUREMENT REPORT    | <b>SAMSUNG</b> | Approved by:<br>Technical Manager |
| Test Report S/N:<br>1M2104070032-03.A3L | Test Dates:<br>4/12/2021 – 6/11/2021         | EUT Type:<br>Portable Handset |                | Page 131 of 203                   |



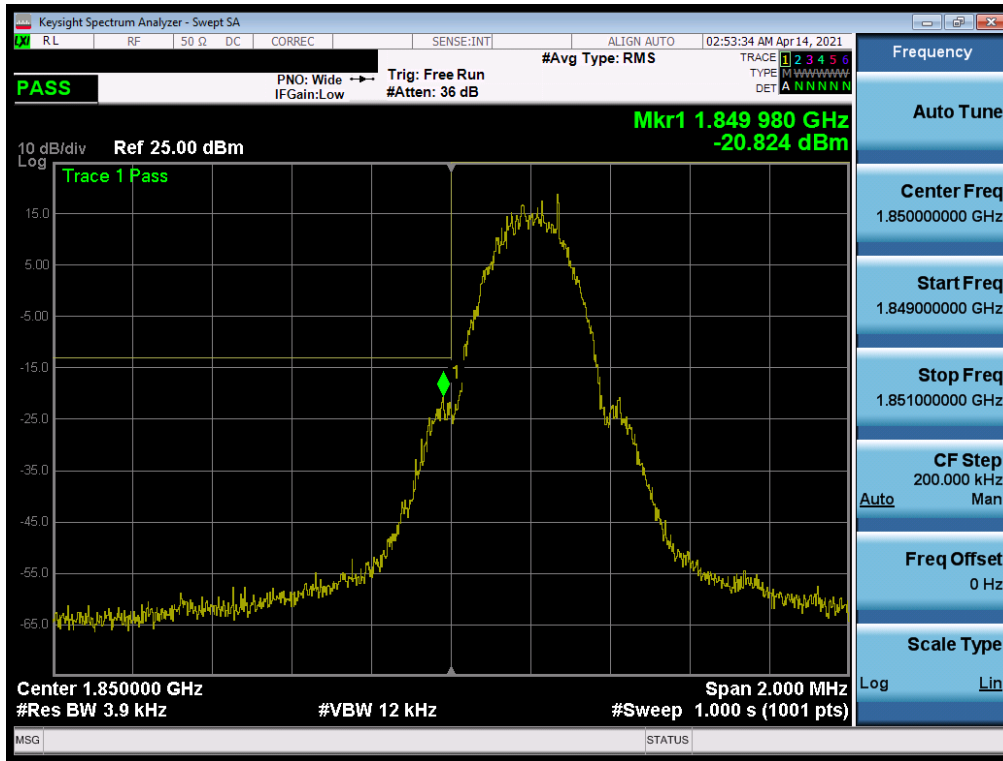
Plot 7-219. Upper Band Edge Plot (NR Band n25 – 5MHz QPSK – Full RB)



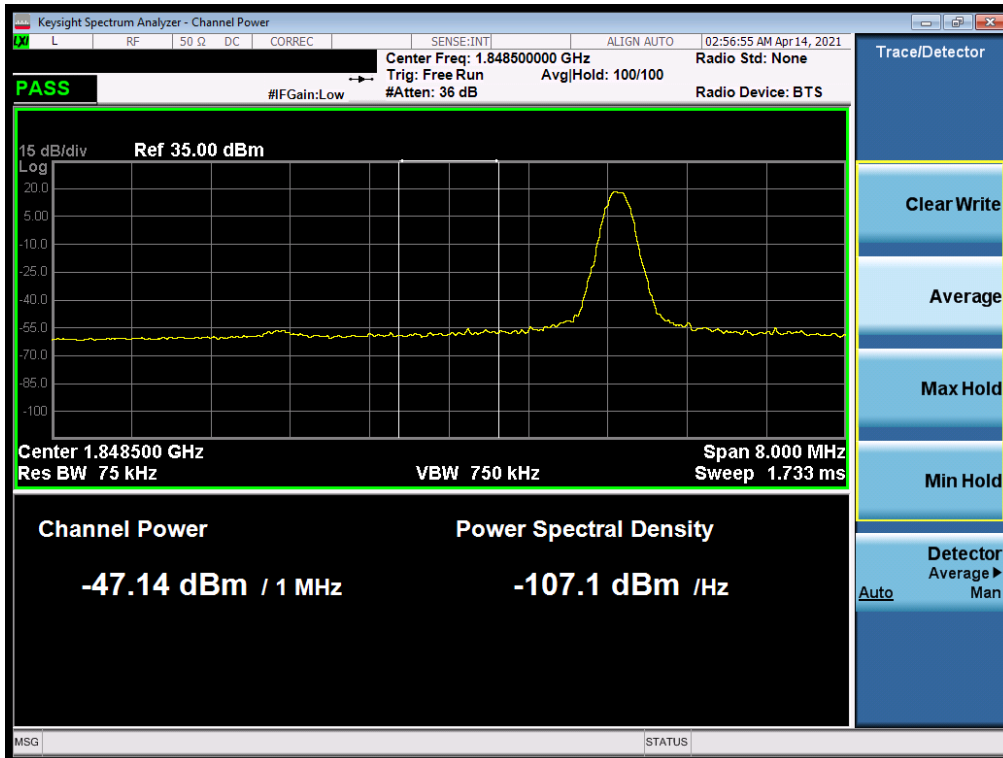
Plot 7-220. Extended Upper Band Edge Plot (NR Band n25 – 5MHz QPSK – Full RB)

|   |  |                               |                |                                   |
|---|--|-------------------------------|----------------|-----------------------------------|
| FCC ID: A3LSMF711U                      | <b>PCTEST</b><br>Proud to be part of element | PART 24 MEASUREMENT REPORT    | <b>SAMSUNG</b> | Approved by:<br>Technical Manager |
| Test Report S/N:<br>1M2104070032-03.A3L | Test Dates:<br>4/12/2021 – 6/11/2021         | EUT Type:<br>Portable Handset |                | Page 132 of 203                   |

**GSM/GPRS PCS**

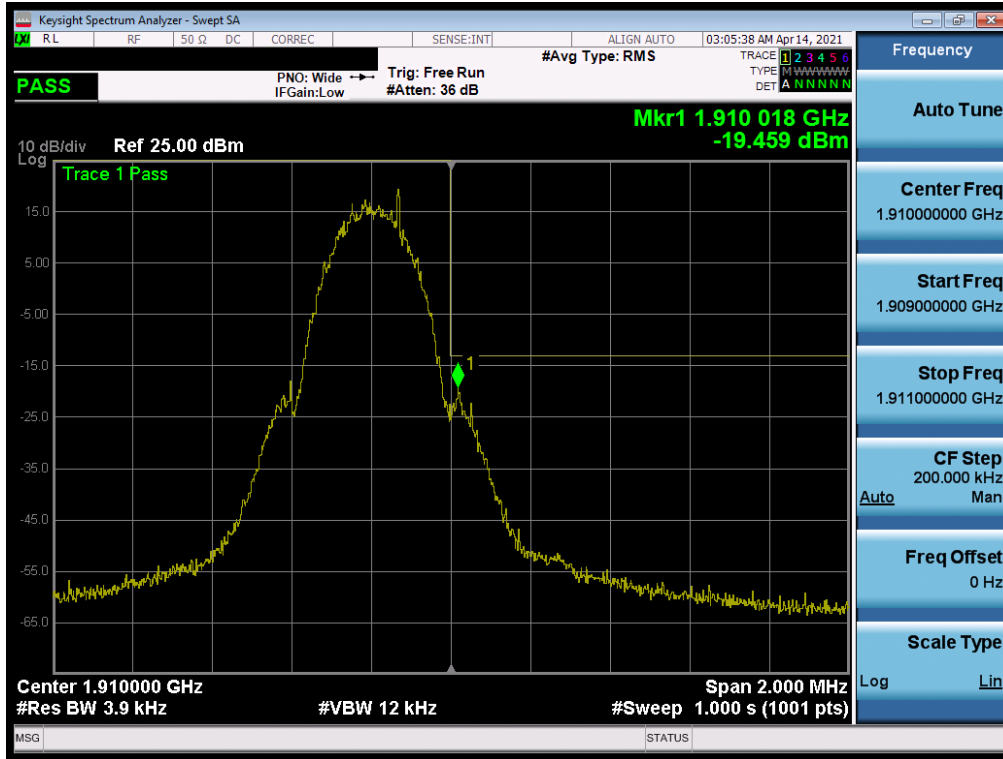


Plot 7-221. Lower Band Edge Plot (GSM PCS – Ch. 512)

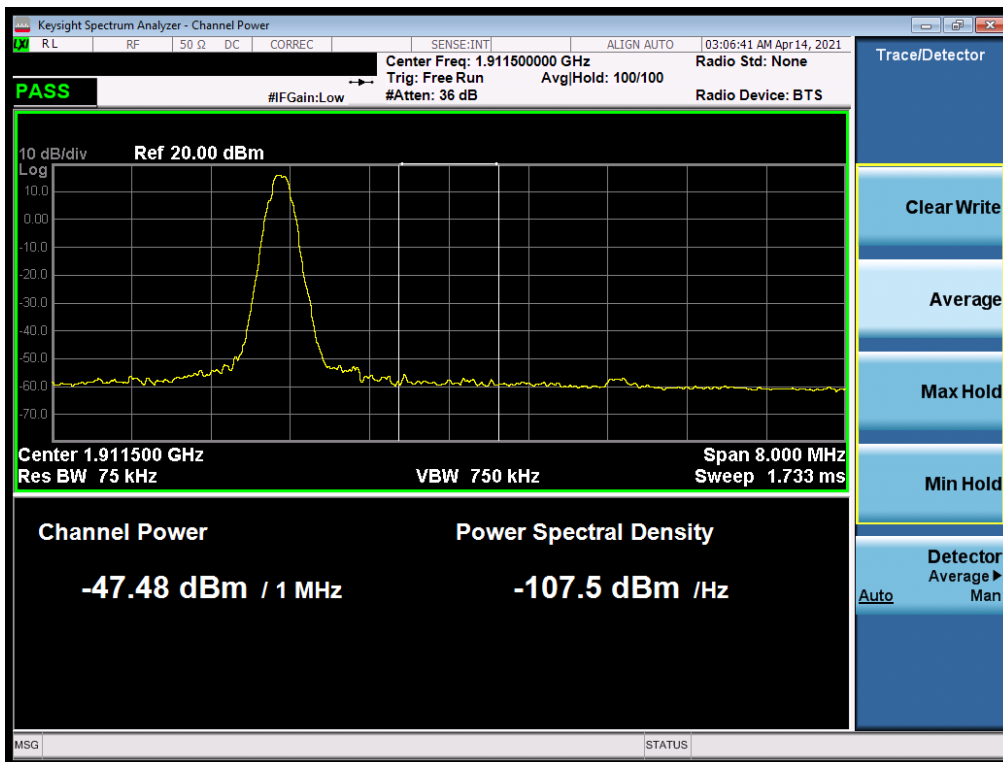


Plot 7-127. Extended Lower Band Edge Plot (GSM PCS – Ch. 512)

|   |  |                               |                |                                   |
|---|--|-------------------------------|----------------|-----------------------------------|
| FCC ID: A3LSMF711U                      | <b>PCTEST</b><br>Proud to be part of element | PART 24 MEASUREMENT REPORT    | <b>SAMSUNG</b> | Approved by:<br>Technical Manager |
| Test Report S/N:<br>1M2104070032-03.A3L | Test Dates:<br>4/12/2021 – 6/11/2021         | EUT Type:<br>Portable Handset |                | Page 133 of 203                   |



Plot 7-222. Upper Band Edge Plot (GSM PCS – Ch. 810)



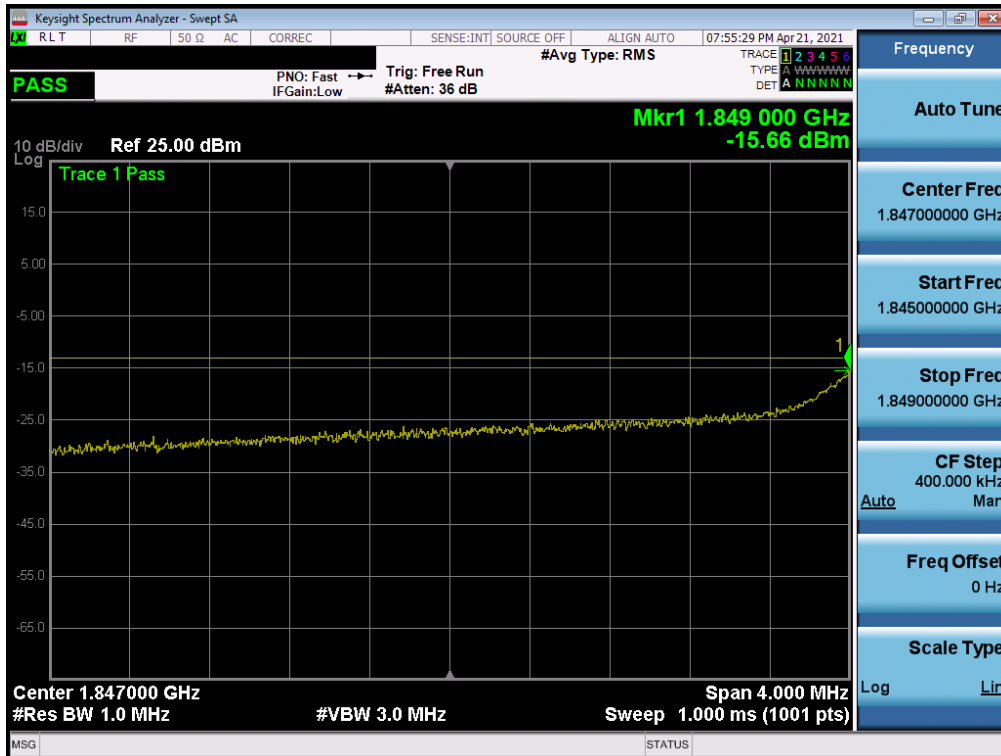
Plot 7-129. Extended Upper Band Edge Plot (GSM PCS – Ch. 810)

|   |  |                               |                |                                   |
|---|--|-------------------------------|----------------|-----------------------------------|
| FCC ID: A3LSMF711U                      | <b>PCTEST</b><br>Proud to be part of element | PART 24 MEASUREMENT REPORT    | <b>SAMSUNG</b> | Approved by:<br>Technical Manager |
| Test Report S/N:<br>1M2104070032-03.A3L | Test Dates:<br>4/12/2021 – 6/11/2021         | EUT Type:<br>Portable Handset |                | Page 134 of 203                   |

**WCDMA PCS**



Plot 7-223. Lower Band Edge Plot (WCDMA PCS – Ch. 9262)

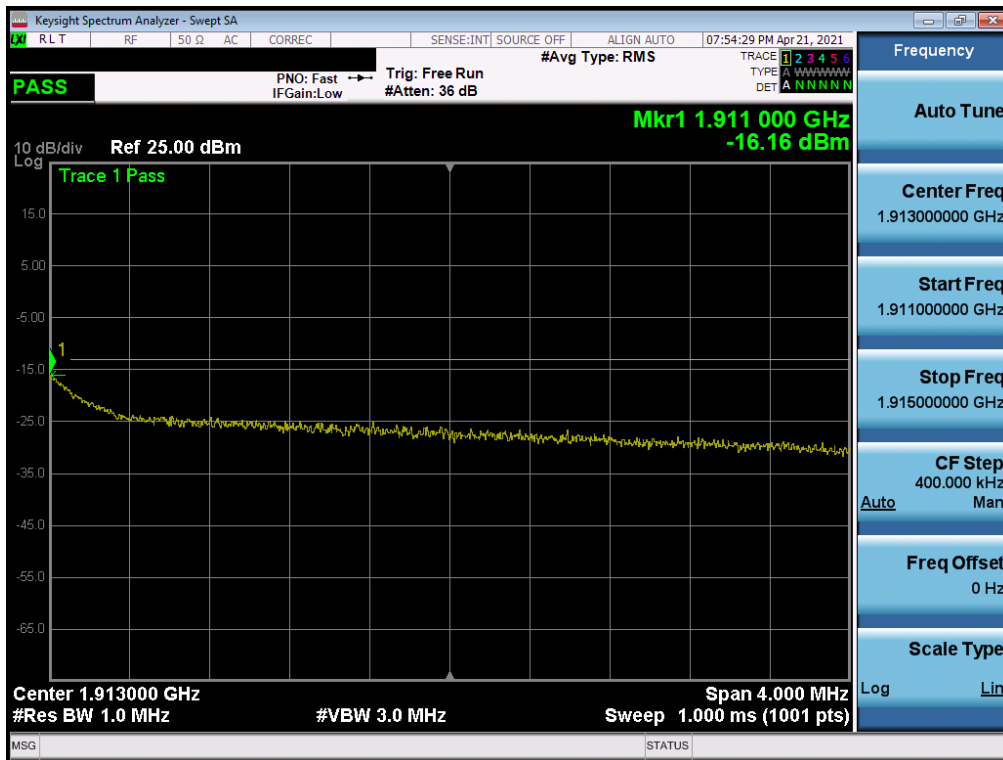


Plot 7-224. Extended Lower Band Edge Plot (WCDMA PCS – Ch. 9262)

|   |  |                               |                |                                   |
|---|--|-------------------------------|----------------|-----------------------------------|
| FCC ID: A3LSMF711U                      | <b>PCTEST</b><br>Proud to be part of element | PART 24 MEASUREMENT REPORT    | <b>SAMSUNG</b> | Approved by:<br>Technical Manager |
| Test Report S/N:<br>1M2104070032-03.A3L | Test Dates:<br>4/12/2021 – 6/11/2021         | EUT Type:<br>Portable Handset |                | Page 135 of 203                   |



Plot 7-225. Upper Band Edge Plot (WCDMA PCS – Ch. 9538)



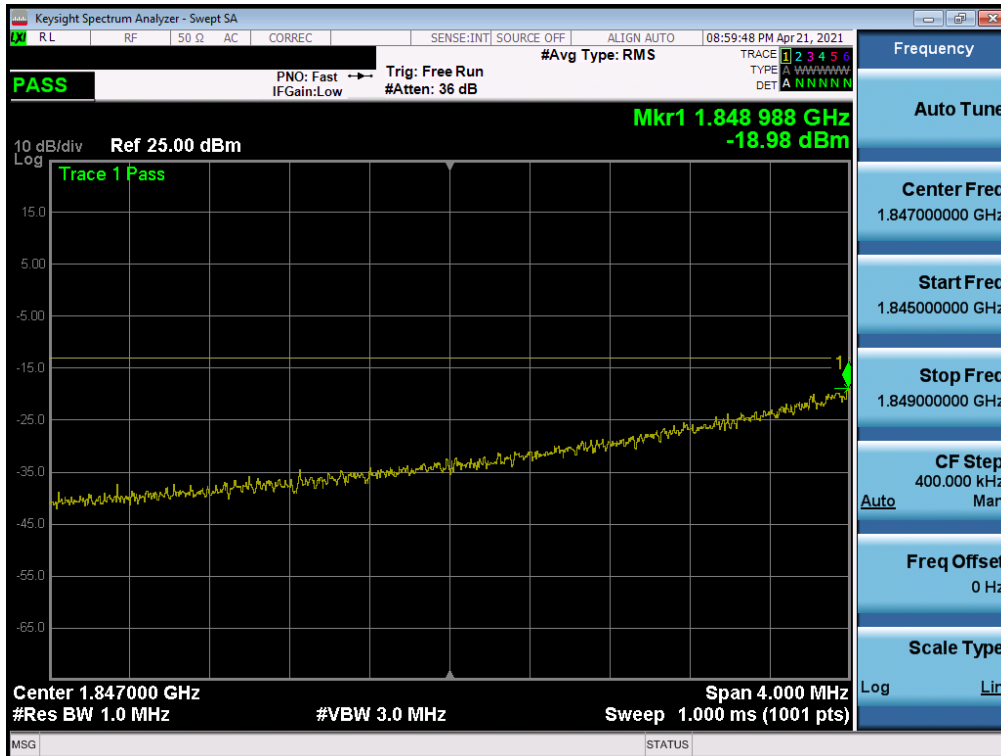
Plot 7-226. Extended Upper Band Edge Plot (WCDMA PCS – Ch. 9538)

|   |  |                               |                |                                   |
|---|--|-------------------------------|----------------|-----------------------------------|
| FCC ID: A3LSMF711U                      | <b>PCTEST</b><br>Proud to be part of element | PART 24 MEASUREMENT REPORT    | <b>SAMSUNG</b> | Approved by:<br>Technical Manager |
| Test Report S/N:<br>1M2104070032-03.A3L | Test Dates:<br>4/12/2021 – 6/11/2021         | EUT Type:<br>Portable Handset |                | Page 136 of 203                   |

**CDMA PCS**



**Plot 7-227. Lower Band Edge Plot (CDMA PCS – Ch. 25)**



**Plot 7-228. Extended Lower Band Edge Plot (CDMA PCS – Ch. 25)**

|   |  |                                   |                |                                   |
|---|--|-----------------------------------|----------------|-----------------------------------|
| FCC ID: A3LSMF711U                      | <b>PCTEST</b><br>Proud to be part of element | <b>PART 24 MEASUREMENT REPORT</b> | <b>SAMSUNG</b> | Approved by:<br>Technical Manager |
| Test Report S/N:<br>1M2104070032-03.A3L | Test Dates:<br>4/12/2021 – 6/11/2021         | EUT Type:<br>Portable Handset     |                | Page 137 of 203                   |



