

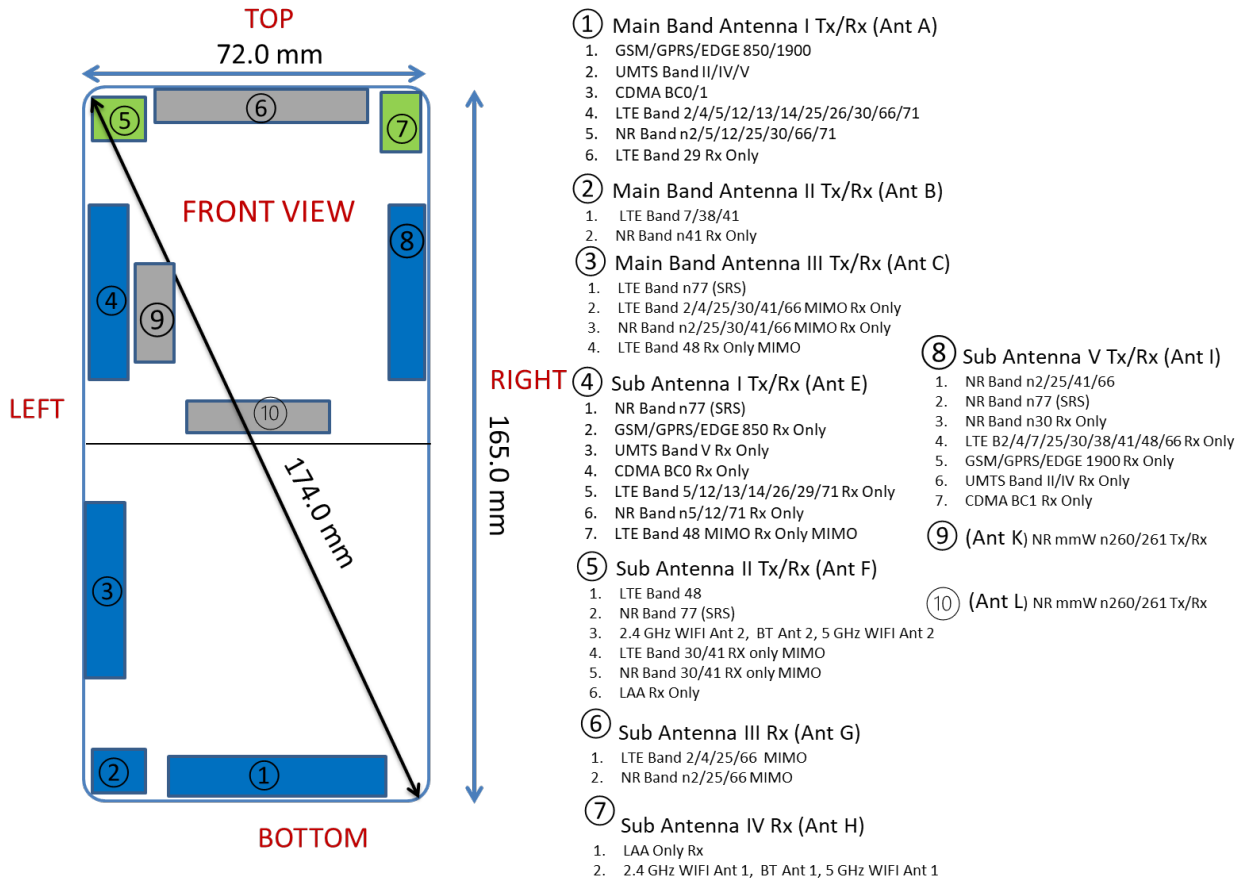




APPENDIX E: DUT ANTENNA DIAGRAM & SAR TEST SETUP PHOTOGRAPHS

FCC ID A3LSMF711U	 PCTEST <small>Proud to be part of @element</small>	SAR EVALUATION REPORT		Approved by: Quality Manager
Test Dates: 04/08/21 – 06/03/21	DUT Type: Portable Handset			APPENDIX E: Page 1 of 19



Note: Exact antenna dimensions and separation distances are shown in the Technical Descriptions in the FCC Filing.

Figure E-1
DUT Antenna Locations Open Configuration

FCC ID A3LSMF711U		SAR EVALUATION REPORT		Approved by: Quality Manager
Test Dates: 04/08/21 – 06/03/21	DUT Type: Portable Handset			APPENDIX E: Page 2 of 19

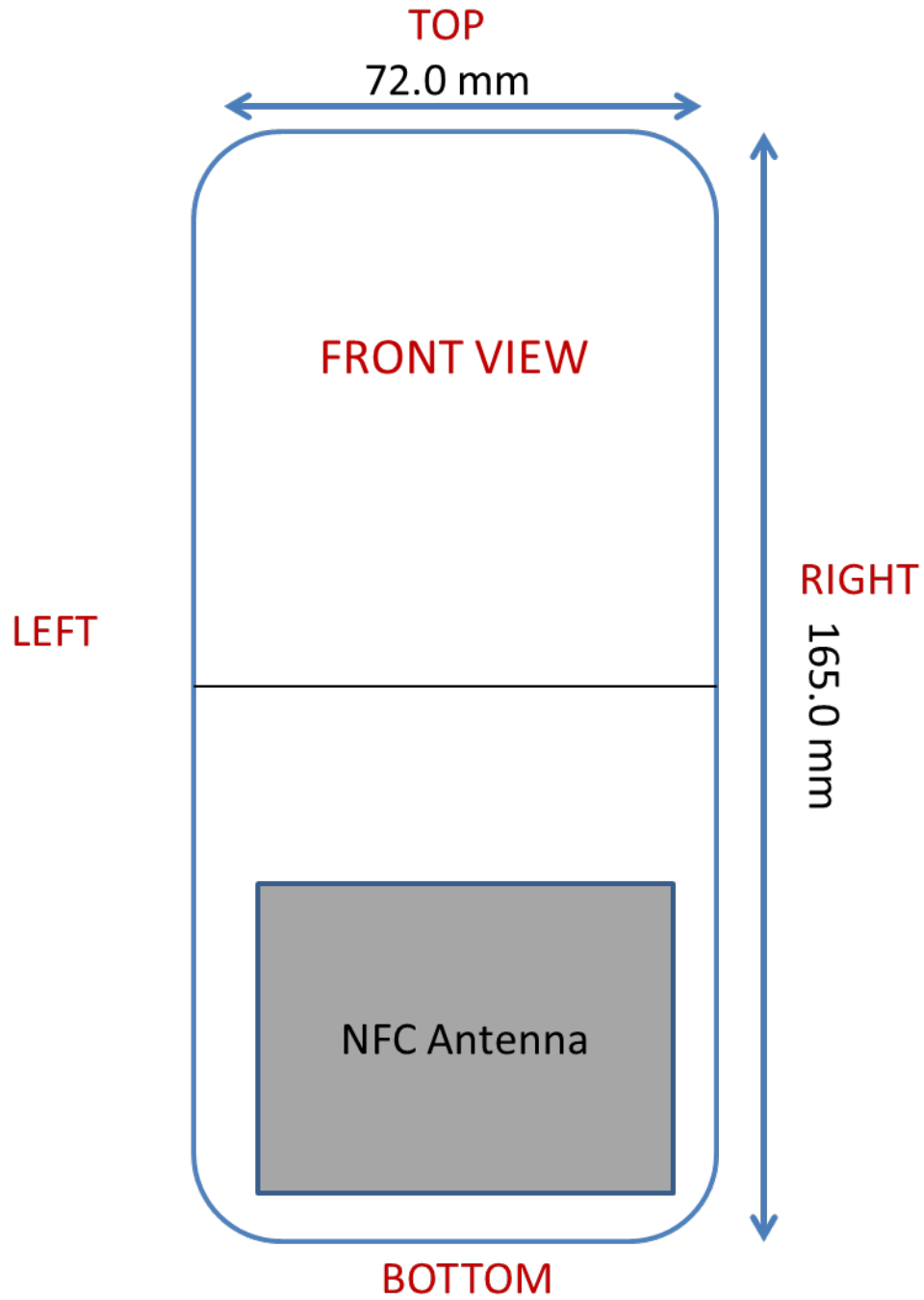




Figure E-2
NFC Antenna Open Configuration Locations

FCC ID A3LSMF711U	 <small>Providing the best of elements</small>	SAR EVALUATION REPORT	 Approved by: Quality Manager
Test Dates: 04/08/21 – 06/03/21	DUT Type: Portable Handset	APPENDIX E: Page 3 of 19	

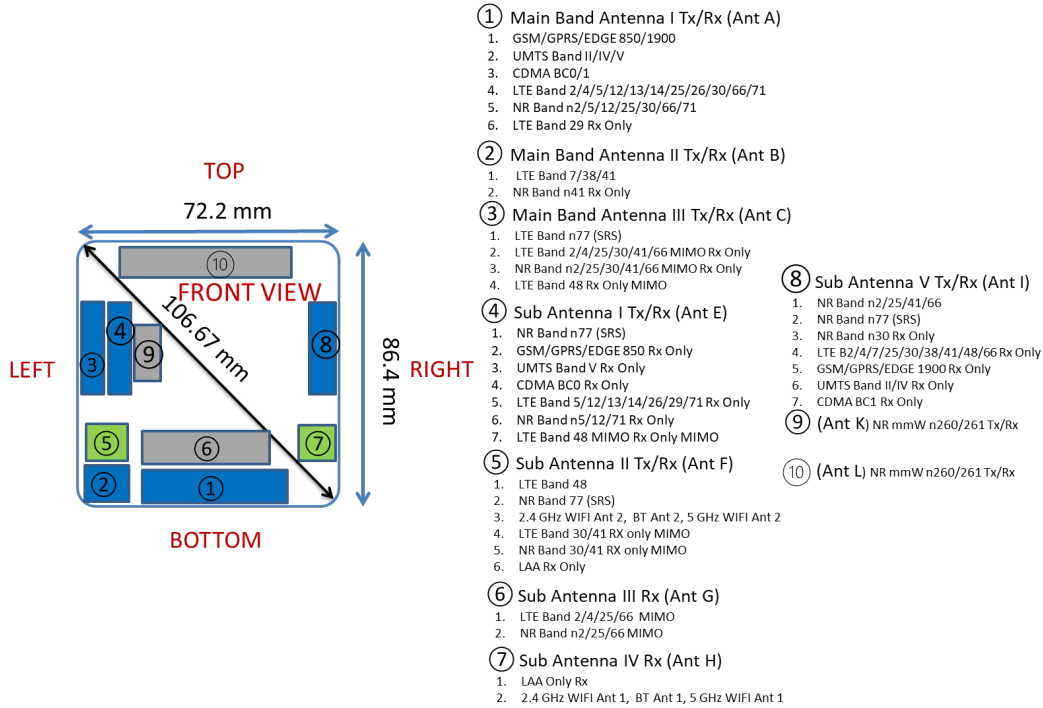


Figure E-3
DUT Antenna Locations Closed Configuration

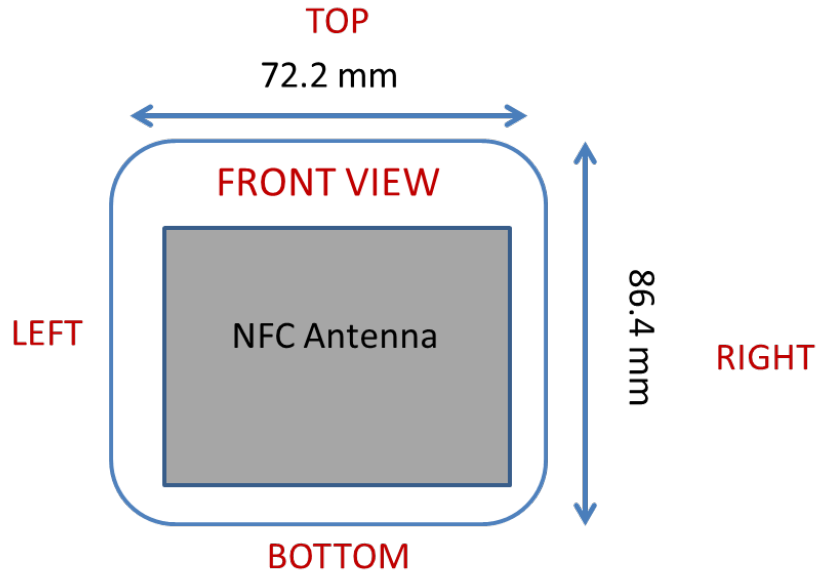






Figure E-4
NFC Antenna Closed Configuration Locations




FCC ID A3LSMF711U	 Proud to be part of element	SAR EVALUATION REPORT		Approved by: Quality Manager
Test Dates: 04/08/21 – 06/03/21	DUT Type: Portable Handset			APPENDIX E: Page 4 of 19




SAR Test Setup Photo 1 – Head, Right Cheek, 0 mm




SAR Test Setup Photo 2 – Head, Right Tilt, 0 mm



FCC ID A3LSMF711U	 <small>Proud to be part of</small> 	SAR EVALUATION REPORT		Approved by: Quality Manager
Test Dates: 04/08/21 – 06/03/21	DUT Type: Portable Handset			APPENDIX E: Page 5 of 19




SAR Test Setup Photo 3 – Head, Left Cheek, 0 mm




SAR Test Setup Photo 4 – Head, Left Tilt, 0mm




FCC ID A3LSMF711U	 <small>Proud to be part of @element</small>	SAR EVALUATION REPORT		Approved by: Quality Manager
Test Dates: 04/08/21 – 06/03/21	DUT Type: Portable Handset			APPENDIX E: Page 6 of 19




SAR Test Setup Photo 5 – Body-Worn, Back Side at 15 mm




SAR Test Setup Photo 6 – Hotspot, Back Side, 10 mm




FCC ID A3LSMF711U	 <small>Proud to be part of</small> 	SAR EVALUATION REPORT		Approved by: Quality Manager
Test Dates: 04/08/21 – 06/03/21	DUT Type: Portable Handset			APPENDIX E: Page 7 of 19




SAR Test Setup Photo 7 – Phablet, Back Side, 8 mm




SAR Test Setup Photo 8 – Phablet, Back Side, 0 mm




FCC ID A3LSMF711U	 <small>Proud to be part of</small> 	SAR EVALUATION REPORT	 Approved by: Quality Manager
Test Dates: 04/08/21 – 06/03/21	DUT Type: Portable Handset	APPENDIX E: Page 8 of 19	




SAR Test Setup Photo 9 – Hotspot, Front Side, 10 mm



SAR Test Setup Photo 10 – Phablet, Front Side, 6 mm



FCC ID A3LSMF711U	 <small>Proud to be part of</small> 	SAR EVALUATION REPORT		Approved by: Quality Manager
Test Dates: 04/08/21 – 06/03/21	DUT Type: Portable Handset			APPENDIX E: Page 9 of 19



SAR Test Setup Photo 11 – Phablet, Front Side, 0 mm



SAR Test Setup Photo 12 – Hotspot, Top Edge, 10 mm



FCC ID A3LSMF711U	 <small>Proud to be part of @element</small>	SAR EVALUATION REPORT	 Approved by: Quality Manager
Test Dates: 04/08/21 – 06/03/21	DUT Type: Portable Handset	APPENDIX E: Page 10 of 19	



SAR Test Setup Photo 13 – Phablet, Top Edge, 0 mm



SAR Test Setup Photo 14 – Phablet, Bottom Edge, 11 mm



FCC ID A3LSMF711U	 <small>Proud to be part of @element</small>	SAR EVALUATION REPORT	 Approved by: Quality Manager
Test Dates: 04/08/21 – 06/03/21	DUT Type: Portable Handset	APPENDIX E: Page 11 of 19	




SAR Test Setup Photo 15 – Hotspot, Bottom Edge, 10 mm




SAR Test Setup Photo 16 – Phablet, Bottom Edge, 0 mm



FCC ID A3LSMF711U	 <small>Proud to be part of @element</small>	SAR EVALUATION REPORT	 Approved by: Quality Manager
Test Dates: 04/08/21 – 06/03/21	DUT Type: Portable Handset	APPENDIX E: Page 12 of 19	




SAR Test Setup Photo 17 – Hotspot, Right Edge, 10 mm




SAR Test Setup Photo 18 – Phablet, Right Edge, 0 mm



FCC ID A3LSMF711U		SAR EVALUATION REPORT		Approved by: Quality Manager
Test Dates: 04/08/21 – 06/03/21	DUT Type: Portable Handset			APPENDIX E: Page 13 of 19




SAR Test Setup Photo 19 – Hotspot, Left Edge, 10 mm






SAR Test Setup Photo 20 – Phablet, Left Edge, 0 mm

FCC ID A3LSMF711U		SAR EVALUATION REPORT		Approved by: Quality Manager
Test Dates: 04/08/21 – 06/03/21	DUT Type: Portable Handset			APPENDIX E: Page 14 of 19



SAR Test Setup Photo 21 – Vertical and Horizontal Reference Lines



FCC ID A3LSMF711U	 <small>Proud to be part of @element</small>	SAR EVALUATION REPORT	 Approved by: Quality Manager
Test Dates: 04/08/21 – 06/03/21	DUT Type: Portable Handset	APPENDIX E: Page 15 of 19	



SAR Test Setup Photo 22 – Closed Body-Worn Back Side, 15 mm




SAR Test Setup Photo 23 – Closed Hotspot, Back Side, 5 mm



FCC ID A3LSMF711U	 <small>Proud to be part of @element</small>	SAR EVALUATION REPORT		Approved by: Quality Manager
Test Dates: 04/08/21 – 06/03/21	DUT Type: Portable Handset			APPENDIX E: Page 16 of 19




SAR Test Setup Photo 24 – Closed Hotspot, Front Side, 5 mm




SAR Test Setup Photo 25 – Closed Hotspot, Top Edge, 5 mm



FCC ID A3LSMF711U	 <small>Proud to be part of @element</small>	SAR EVALUATION REPORT		Approved by: Quality Manager
Test Dates: 04/08/21 – 06/03/21	DUT Type: Portable Handset			APPENDIX E: Page 17 of 19




SAR Test Setup Photo 26 – Closed Hotspot, Bottom Edge, 5 mm





SAR Test Setup Photo 27 – Closed Hotspot, Right Edge, 5 mm

FCC ID A3LSMF711U	 <small>Proud to be part of @element</small>	SAR EVALUATION REPORT		Approved by: Quality Manager
Test Dates: 04/08/21 – 06/03/21	DUT Type: Portable Handset			APPENDIX E: Page 18 of 19



SAR Test Setup Photo 28 – Closed Hotspot, Left Edge, 5 mm

FCC ID A3LSMF711U	 <small>Proud to be part of @element</small>	SAR EVALUATION REPORT	 Approved by: Quality Manager
Test Dates: 04/08/21 – 06/03/21	DUT Type: Portable Handset	APPENDIX E: Page 19 of 19	