





# APPENDIX D: TEST SETUP PHOTOGRAPHS



<b>FCC ID:</b> A3LSMF711U	 <b>PCTEST</b> <small>Proud to be part of element</small>	<b>PART 2 RF EXPOSURE EVALUATION REPORT</b>		<b>Approved by:</b> Quality Manager
<b>Test Dates:</b> 04/28/2021-06/17/2021	<b>DUT Type:</b> Portable Handset			APPENDIX D: Page 1 of 7




Test Setup Photo 1 – Conducted Test Setup (Figure 6-1a)



Test Setup Photo 2 – Conducted Test Setup (Figure 6-1a)



<b>FCC ID:</b> A3LSMF711U	 <b>PART 2 RF EXPOSURE EVALUATION REPORT</b> 	<b>Approved by:</b> Quality Manager
<b>Test Dates:</b> 04/28/2021-06/17/2021	<b>DUT Type:</b> Portable Handset	<b>APPENDIX D:</b> Page 2 of 7




Test Setup Photo 3- Conducted Test Setup (Figure 6-1b)



Test Setup Photo 4 – Conducted Test Setup (Figure 6-1a)

FCC ID: A3LSMF711U	 <b>PART 2 RF EXPOSURE EVALUATION REPORT</b> 	Approved by: Quality Manager
Test Dates: 04/28/2021-06/17/2021	DUT Type: Portable Handset	APPENDIX D: Page 3 of 7





**Test Setup Photo 5 – Conducted Test Setup (Figure 6-1c)**




8


**Test Setup Photo 6 – Body, Back Side, 5 mm**

<b>FCC ID:</b> A3LSMF711U	 <b>PART 2 RF EXPOSURE EVALUATION REPORT</b> 	<b>Approved by:</b> Quality Manager
<b>Test Dates:</b> 04/28/2021-06/17/2021	<b>DUT Type:</b> Portable Handset	<b>APPENDIX D:</b> Page 4 of 7








**Test Setup Photo 7 – Body, Bottom Edge, 5 mm**




**Test Setup Photo 8 – Phablet, Back Side, 0 mm**



<b>FCC ID:</b> A3LSMF711U	 <b>PART 2 RF EXPOSURE EVALUATION REPORT</b> 	<b>Approved by:</b> Quality Manager
<b>Test Dates:</b> 04/28/2021-06/17/2021	<b>DUT Type:</b> Portable Handset	<b>APPENDIX D:</b> Page 5 of 7




**Test Setup Photo 9 – Body, Left edge, 5 mm**




**Test Setup Photo 10 – Phablet, Right edge, 0 mm**



<b>FCC ID:</b> A3LSMF711U	 <b>PART 2 RF EXPOSURE EVALUATION REPORT</b> 	<b>Approved by:</b> Quality Manager
<b>Test Dates:</b> 04/28/2021-06/17/2021	<b>DUT Type:</b> Portable Handset	<b>APPENDIX D:</b> Page 6 of 7



**Test Setup Photo 11 – Power Density Setup Left Edge (Figure 7-2)**



**Test Setup Photo 12 – Radiated Power Measurement Setup (Figure 7-1)**

<b>FCC ID:</b> A3LSMF711U	 <b>PART 2 RF EXPOSURE EVALUATION REPORT</b> 	<b>Approved by:</b> Quality Manager
<b>Test Dates:</b> 04/28/2021-06/17/2021	<b>DUT Type:</b> Portable Handset	<b>APPENDIX D:</b> Page 7 of 7