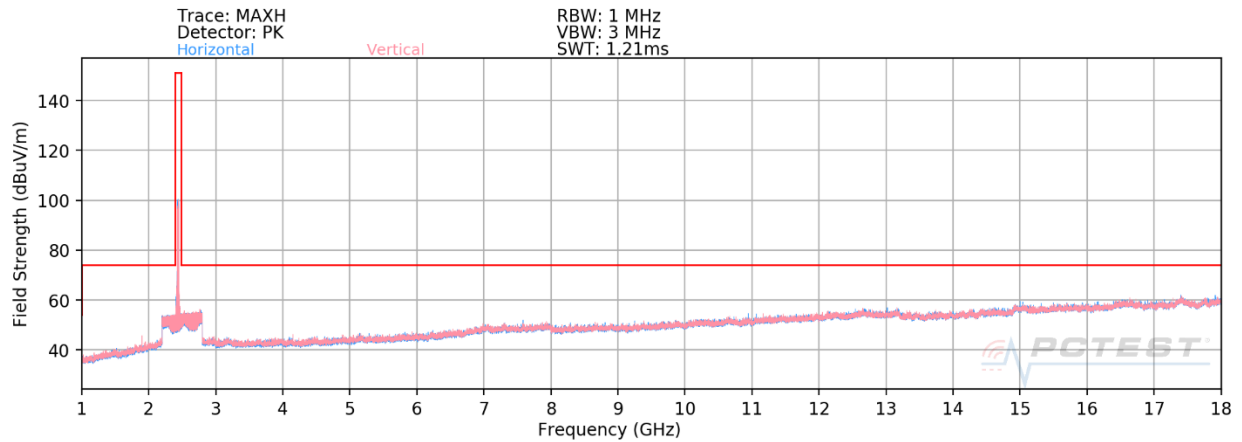
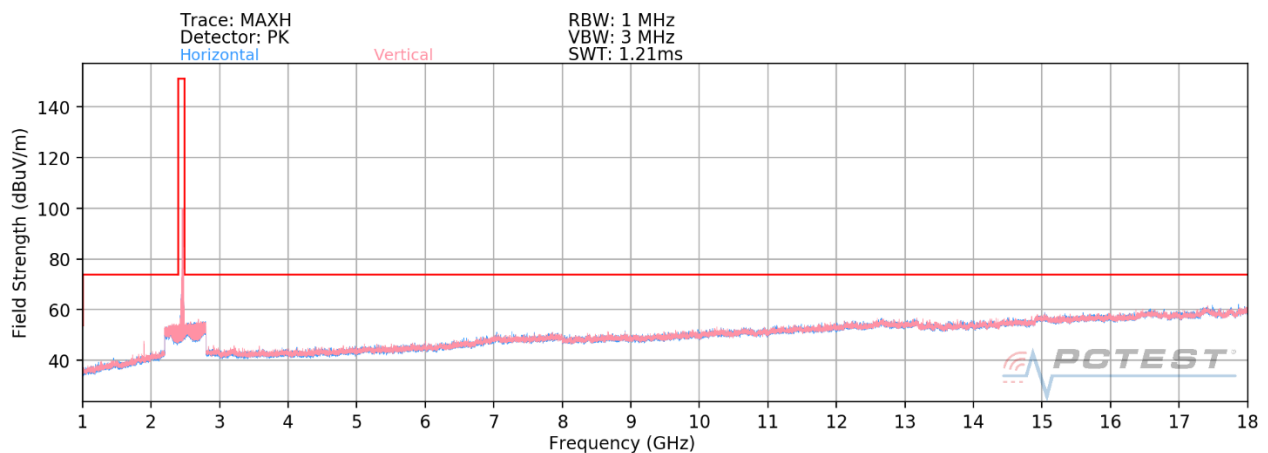


Plot 7-90. Radiated Spurious Plot above 1GHz SISO ANT2 (802.11ax OFDMA – 242 Tones – Ch. 1) – CLOSED (Q)

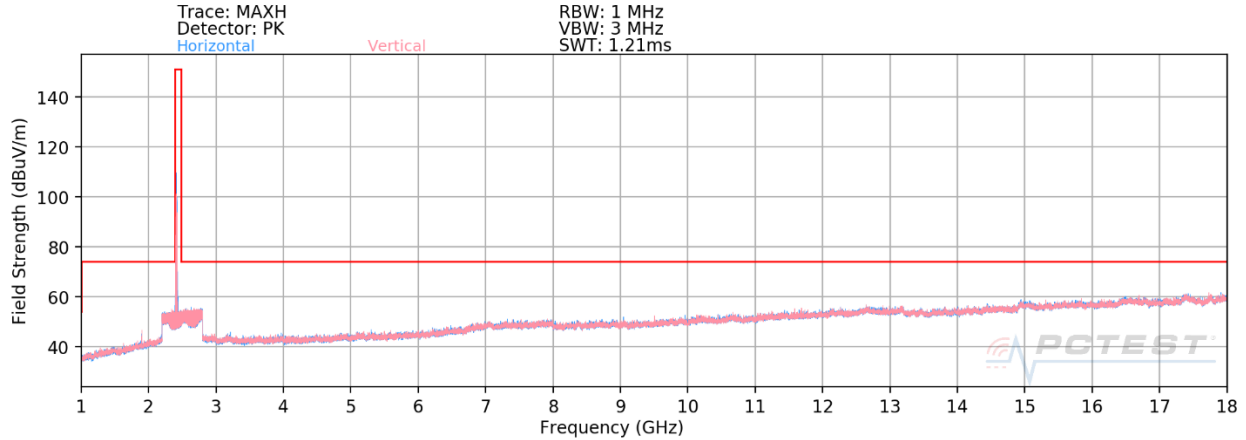


Plot 7-91. Radiated Spurious Plot above 1GHz SISO ANT2 (802.11ax OFDMA – 242 Tones – Ch. 6) – CLOSED (Q)

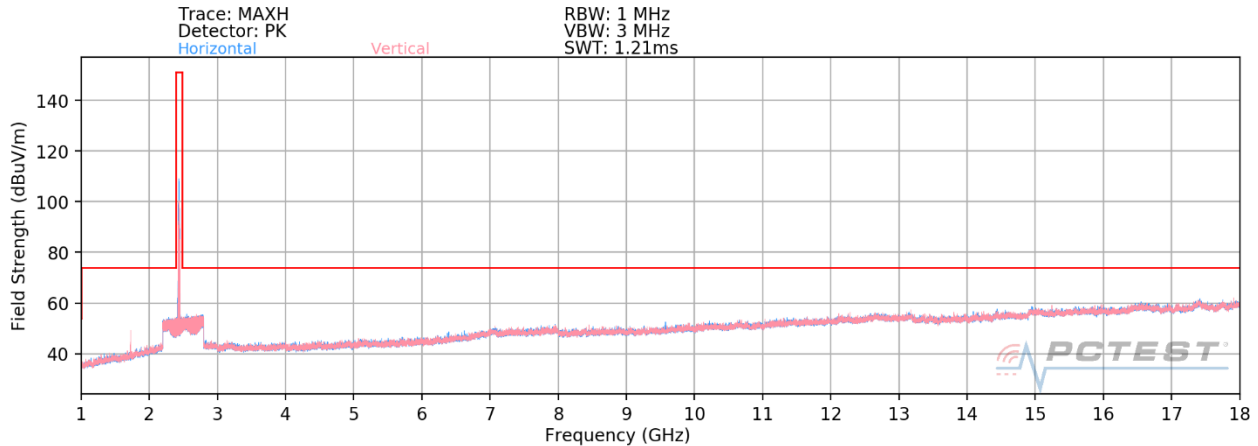


Plot 7-92. Radiated Spurious Plot above 1GHz SISO ANT2 (802.11ax OFDMA – 242 Tones – Ch. 11) – CLOSED (Q)

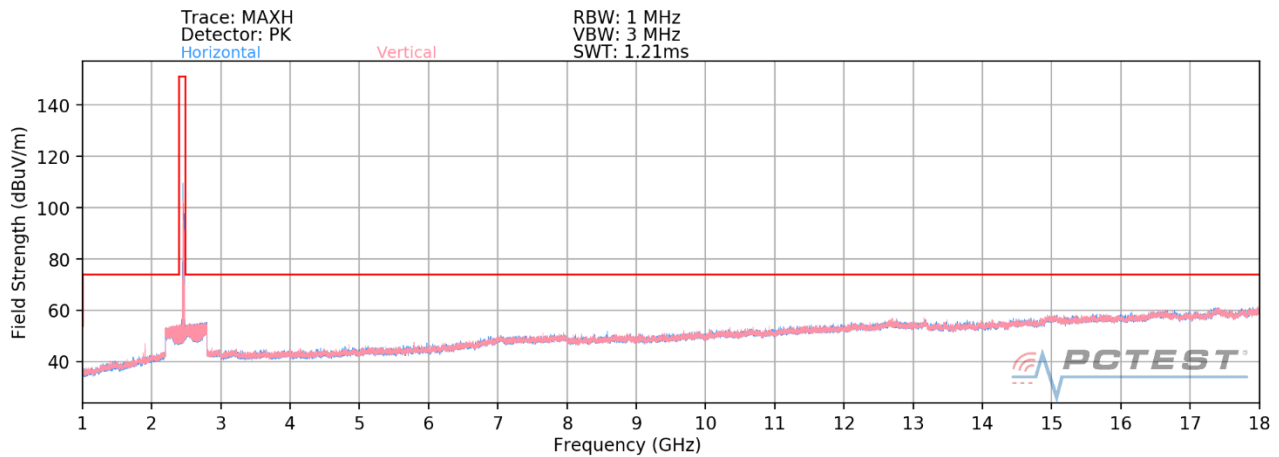
FCC ID: A3LSMF711U	PCTEST Proud to be part of element	MEASUREMENT REPORT (CERTIFICATION)	SAMSUNG	Approved by: Technical Manager
Test Report S/N: 1M2104070032-13.A3L	Test Dates: 04/12/2021-05/26/2021	EUT Type: Portable Handset		Page 77 of 116



Plot 7-93. Radiated Spurious Plot above 1GHz SISO ANT2 (802.11ax OFDMA – 26 Tones – Ch. 1) – OPEN (N)

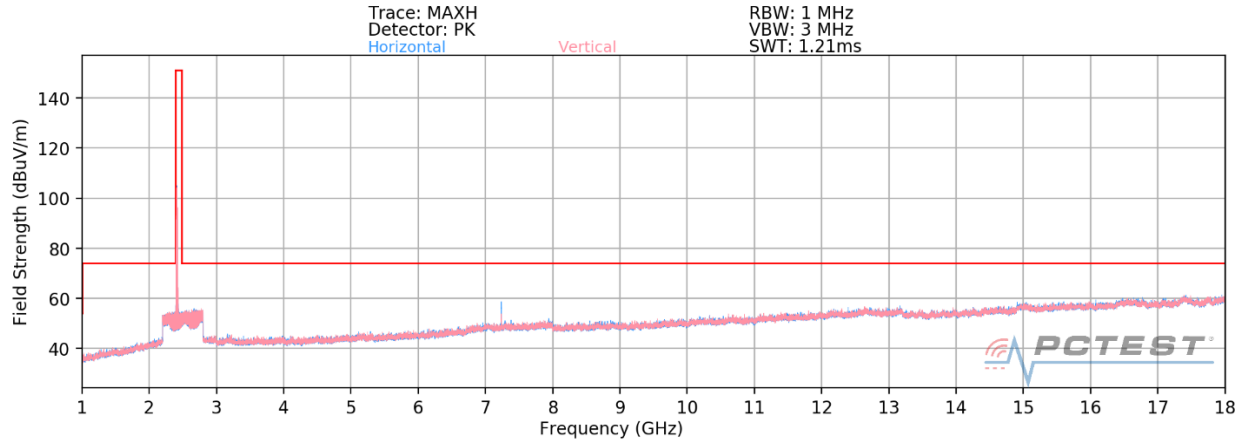


Plot 7-94. Radiated Spurious Plot above 1GHz SISO ANT2 (802.11ax OFDMA – 26 Tones – Ch. 6) – OPEN (N)

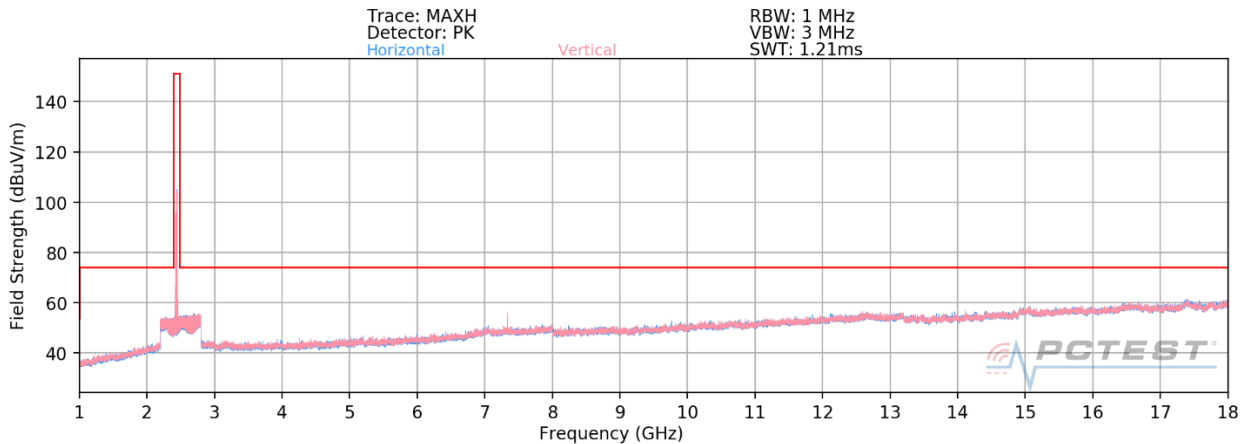


Plot 7-95. Radiated Spurious Plot above 1GHz SISO ANT2 (802.11ax OFDMA – 26 Tones – Ch. 11) – OPEN (N)

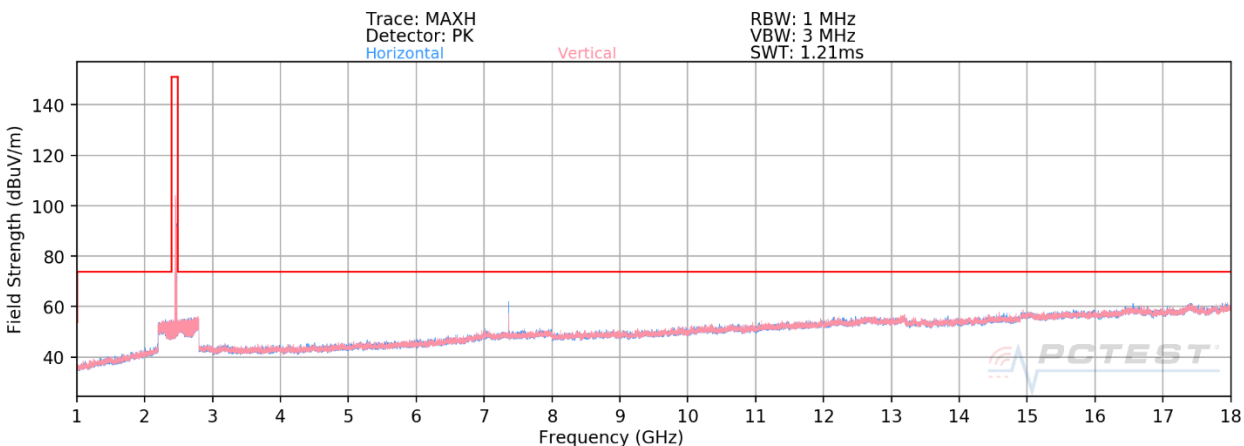
FCC ID: A3LSMF711U	PCTEST Proud to be part of element	MEASUREMENT REPORT (CERTIFICATION)		Approved by: Technical Manager
Test Report S/N: 1M2104070032-13.A3L	Test Dates: 04/12/2021-05/26/2021	EUT Type: Portable Handset		Page 78 of 116



Plot 7-96. Radiated Spurious Plot above 1GHz SISO ANT2 (802.11ax OFDMA – 26 Tones – Ch. 1) – CLOSED (N)

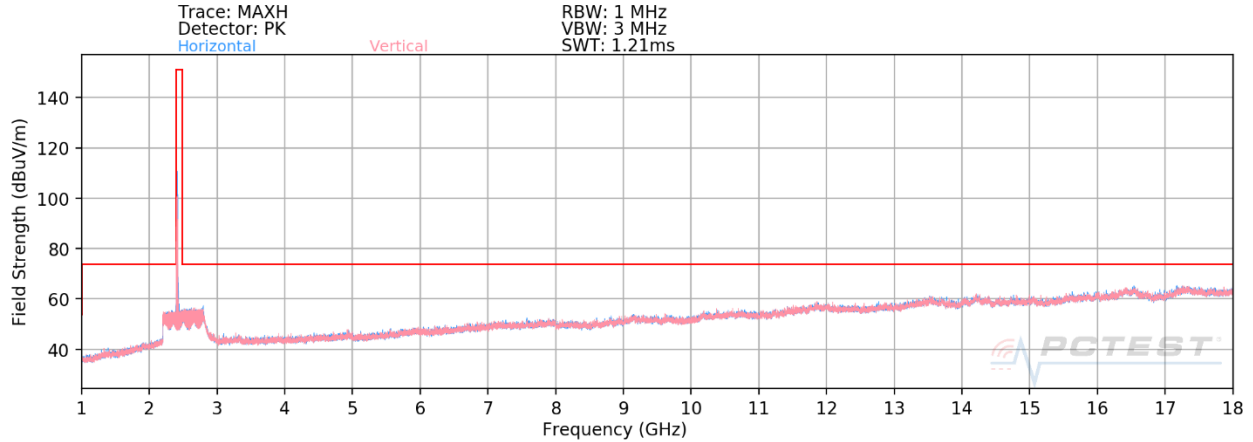


Plot 7-97. Radiated Spurious Plot above 1GHz SISO ANT2 (802.11ax OFDMA – 26 Tones – Ch. 6) – CLOSED (N)

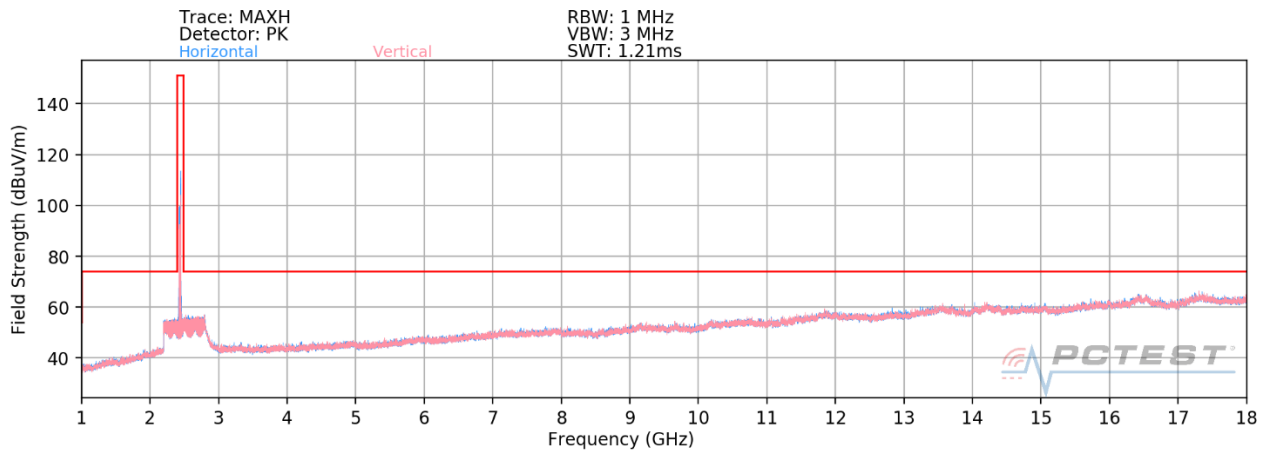


Plot 7-98. Radiated Spurious Plot above 1GHz SISO ANT2 (802.11ax OFDMA – 26 Tones – Ch. 11) – CLOSED (N)

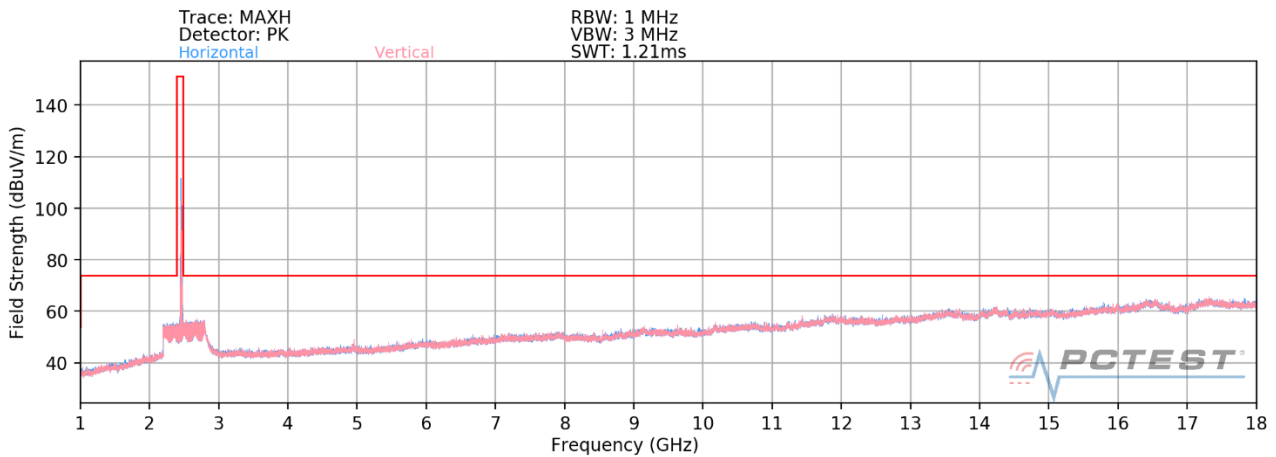
FCC ID: A3LSMF711U	 Proud to be part of element	MEASUREMENT REPORT (CERTIFICATION)		Approved by: Technical Manager
Test Report S/N: 1M2104070032-13.A3L	Test Dates: 04/12/2021-05/26/2021	EUT Type: Portable Handset		Page 79 of 116




Plot 7-99. Radiated Spurious Plot above 1GHz SISO ANT2 (802.11ax OFDMA – 242 Tones – Ch. 1) – OPEN (N)

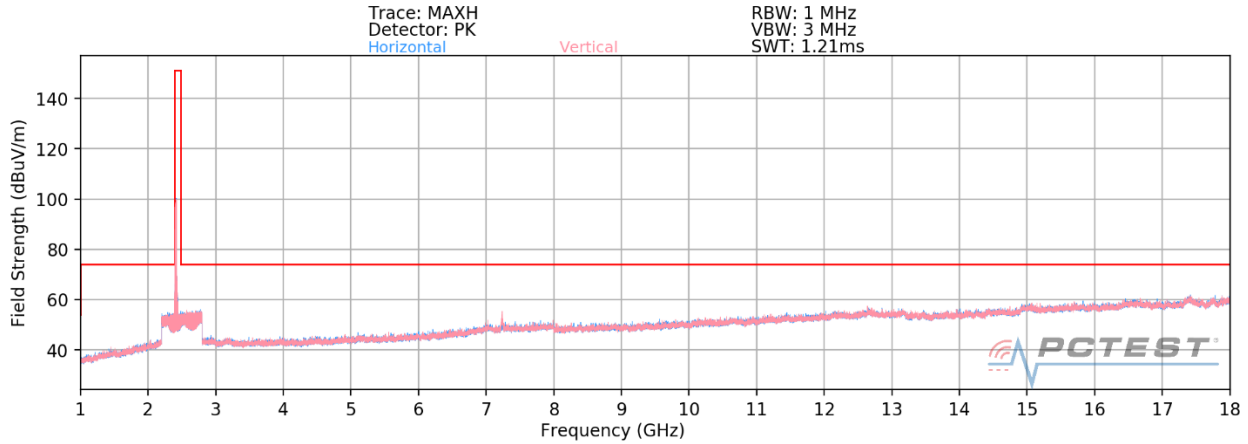


Plot 7-100. Radiated Spurious Plot above 1GHz SISO ANT2 (802.11ax OFDMA – 242 Tones – Ch. 6) – OPEN (N)

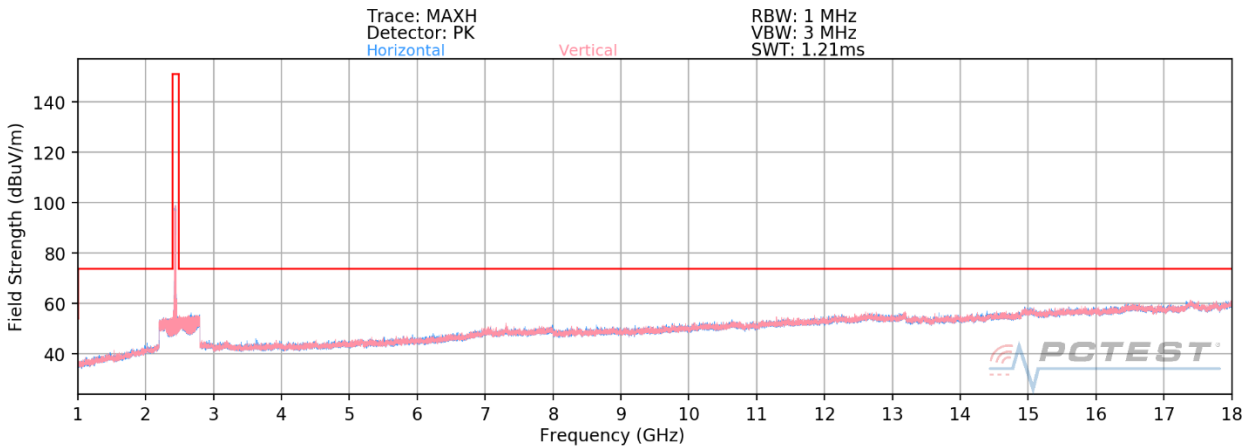


Plot 7-101. Radiated Spurious Plot above 1GHz SISO ANT2 (802.11ax OFDMA – 242 Tones – Ch. 11) – OPEN (N)

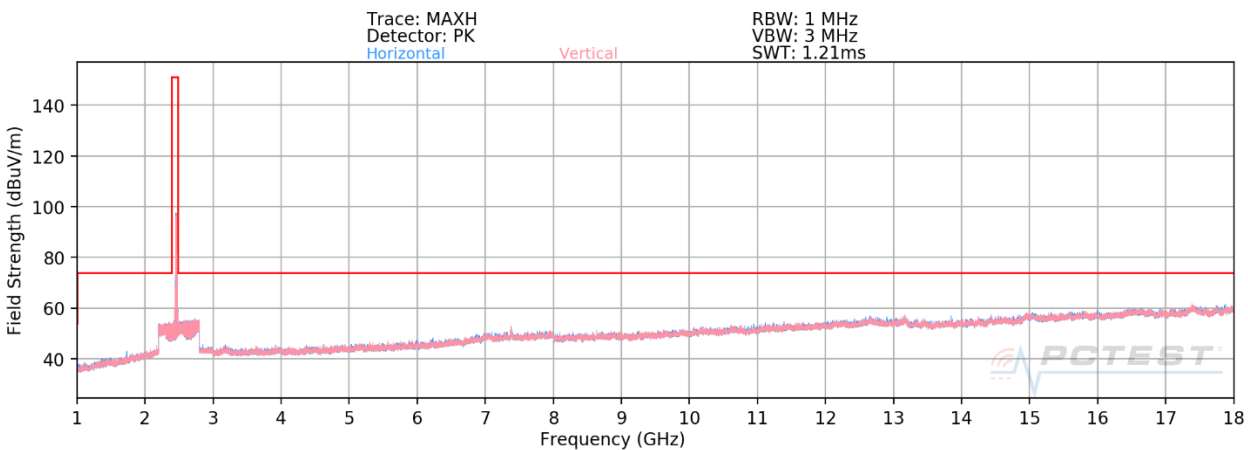
FCC ID: A3LSMF711U	 PCTEST Proud to be part of 	MEASUREMENT REPORT (CERTIFICATION)		Approved by: Technical Manager
Test Report S/N: 1M2104070032-13.A3L	Test Dates: 04/12/2021-05/26/2021	EUT Type: Portable Handset		Page 80 of 116



Plot 7-102. Radiated Spurious Plot above 1GHz SISO ANT2 (802.11ax OFDMA – 242 Tones – Ch. 1) – CLOSED (N)



Plot 7-103. Radiated Spurious Plot above 1GHz SISO ANT2 (802.11ax OFDMA – 242 Tones – Ch. 6) – CLOSED (N)

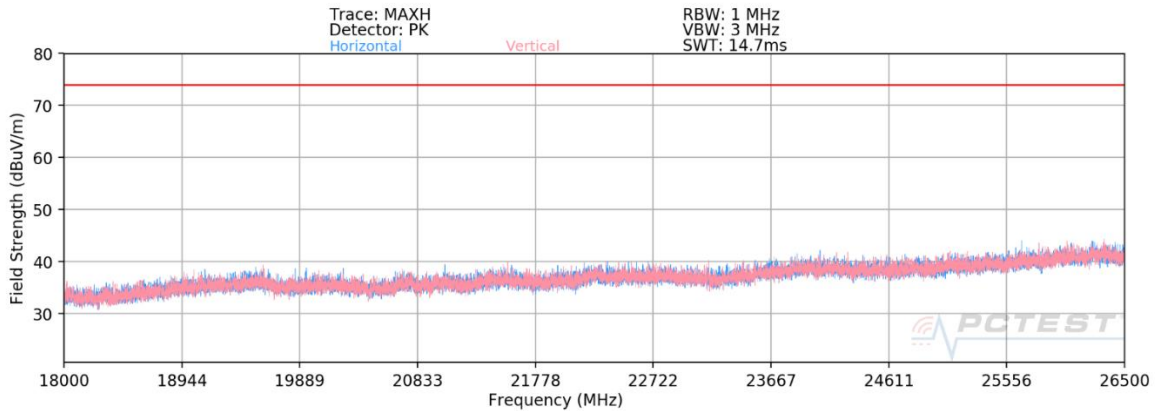


Plot 7-104. Radiated Spurious Plot above 1GHz SISO ANT2 (802.11ax OFDMA – 242 Tones – Ch. 11) – CLOSED (N)

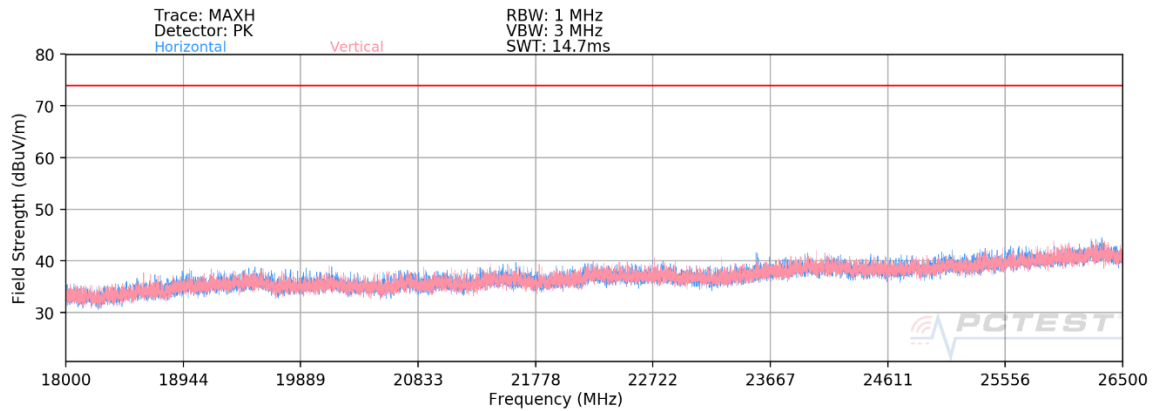
FCC ID: A3LSMF711U	PCTEST Proud to be part of element	MEASUREMENT REPORT (CERTIFICATION)	SAMSUNG	Approved by: Technical Manager
Test Report S/N: 1M2104070032-13.A3L	Test Dates: 04/12/2021-05/26/2021	EUT Type: Portable Handset		Page 81 of 116

SISO Antenna-2 Radiated Spurious Emissions Measurements (Above 18GHz)

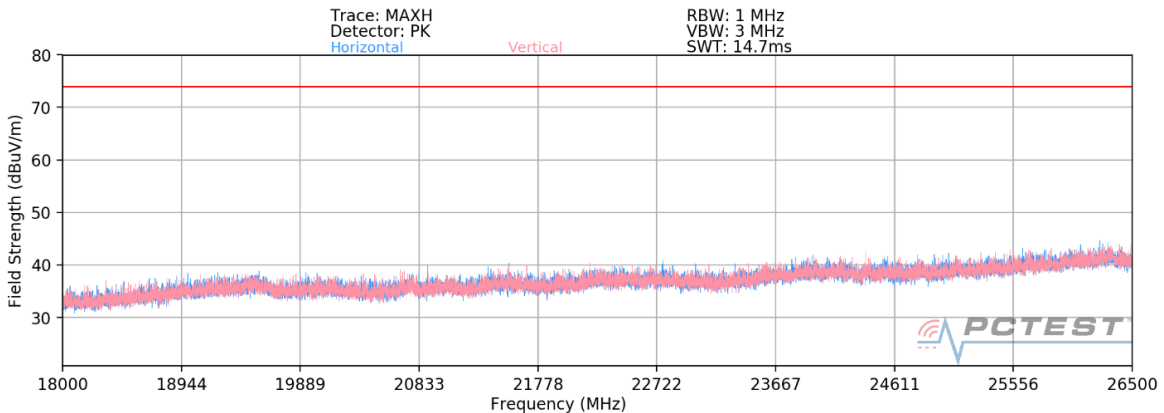
§15.209; RSS-Gen [8.9]



Plot 7-105. Radiated Spurious Plot above 18GHz SISO ANT2 (802.11ax OFDMA – 26 Tones) – OPEN (Q)

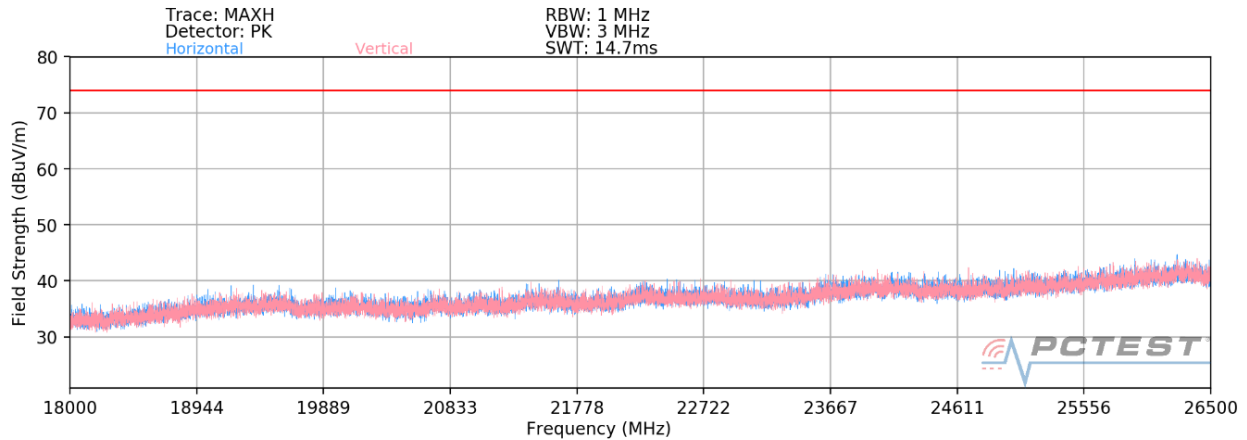


Plot 7-106. Radiated Spurious Plot above 18GHz SISO ANT2 (802.11ax OFDMA – 26 Tones) – CLOSED (Q)

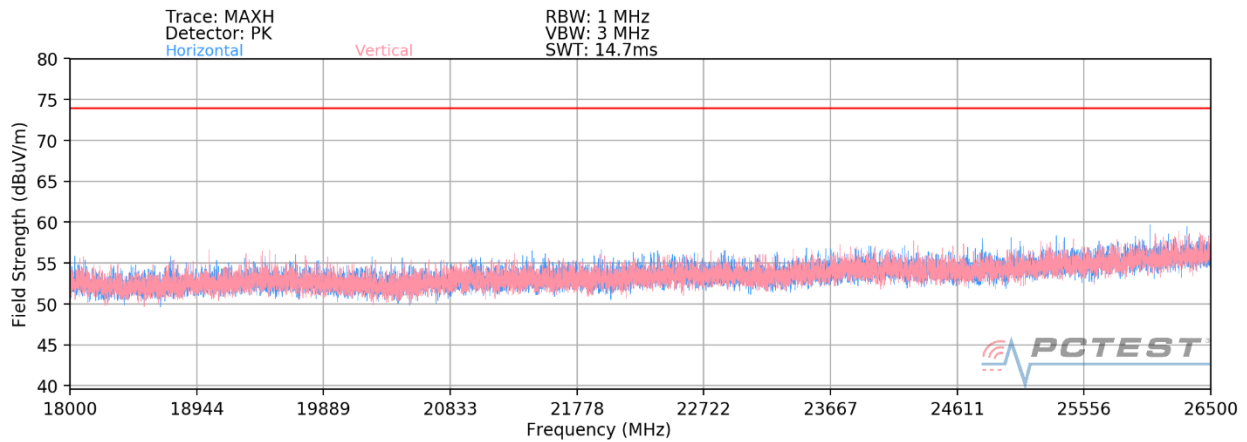


Plot 7-107. Radiated Spurious Plot above 18GHz SISO ANT2 (802.11ax OFDMA – 242 Tones) – OPEN (Q)

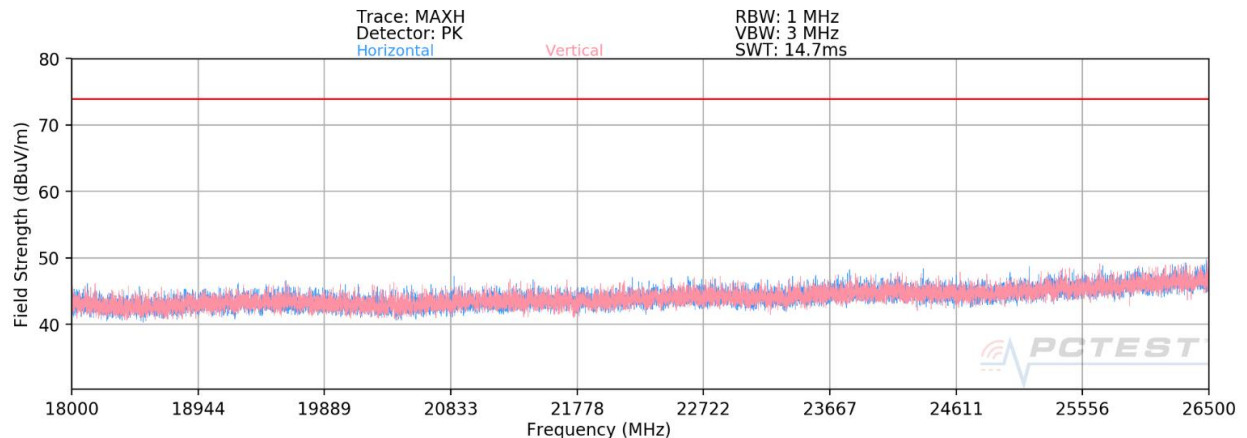
FCC ID: A3LSMF711U		MEASUREMENT REPORT (CERTIFICATION)		Approved by: Technical Manager
Test Report S/N: 1M2104070032-13.A3L	Test Dates: 04/12/2021-05/26/2021	EUT Type: Portable Handset		Page 82 of 116



Plot 7-108. Radiated Spurious Plot above 18GHz SISO ANT2 (802.11ax OFDMA – 242 Tones) – CLOSED (Q)

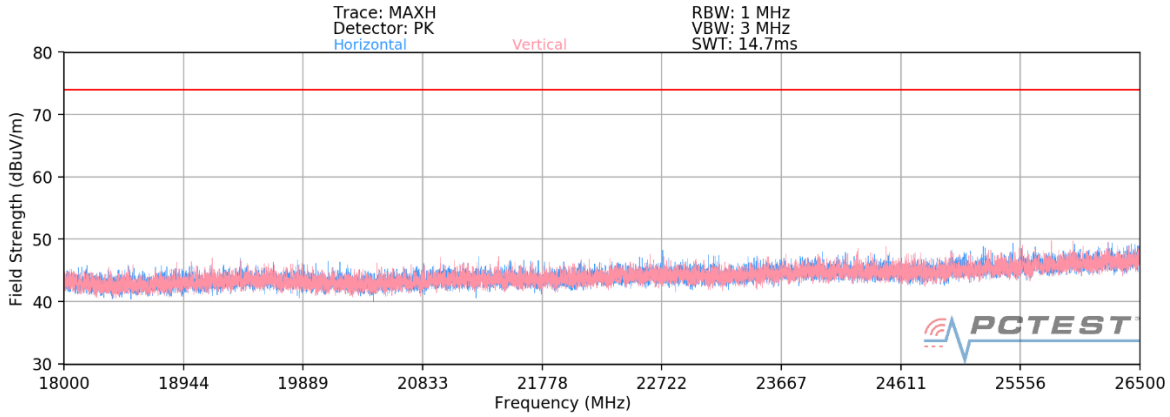


Plot 7-109. Radiated Spurious Plot above 18GHz SISO ANT2 (802.11ax OFDMA – 26 Tones) – OPEN (N)

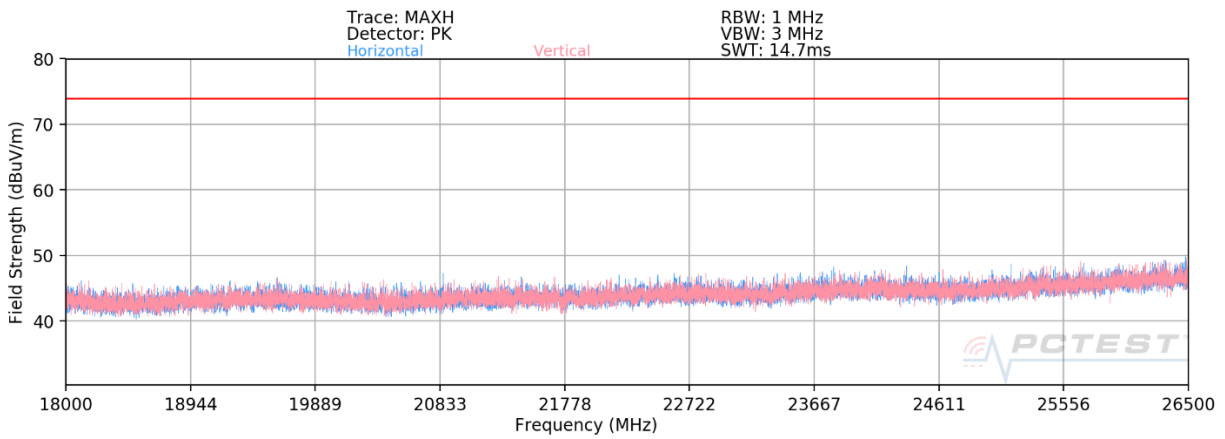


Plot 7-110. Radiated Spurious Plot above 18GHz SISO ANT2 (802.11ax OFDMA – 242 Tones) – OPEN (N)

FCC ID: A3LSMF711U	PCTEST Proud to be part of element	MEASUREMENT REPORT (CERTIFICATION)	SAMSUNG	Approved by: Technical Manager
Test Report S/N: 1M2104070032-13.A3L	Test Dates: 04/12/2021-05/26/2021	EUT Type: Portable Handset		Page 83 of 116



Plot 7-111. Radiated Spurious Plot above 18GHz SISO ANT2 (802.11ax OFDMA – 26 Tones) – CLOSED (N)



Plot 7-112. Radiated Spurious Plot above 18GHz SISO ANT2 (802.11ax OFDMA – 242 Tones) – CLOSED (N)

FCC ID: A3LSMF711U	PCTEST Proud to be part of element	MEASUREMENT REPORT (CERTIFICATION)	SAMSUNG	Approved by: Technical Manager
Test Report S/N: 1M2104070032-13.A3L	Test Dates: 04/12/2021-05/26/2021	EUT Type: Portable Handset		Page 84 of 116

SISO Antenna-2 Radiated Spurious Emission Measurements

§15.247(d) §15.205 & §15.209; RSS-Gen [8.9]

Worst Case Mode: 802.11ax OFDMA
 Worst Case Transfer Rate: MCS0
 RU Index: 54
 Distance of Measurements: 3 Meters
 Operating Frequency: 2412MHz
 Channel: 01

Frequency [MHz]	Detector	Ant. Pol. [H/V]	Antenna Height [cm]	Turntable Azimuth [degree]	Analyzer Level [dBm]	AFCL [dB/m]	Field Strength [dBµV/m]	Limit [dBµV/m]	Margin [dB]
4824.00	Avg	H	-	-	-80.88	9.51	35.63	53.98	-18.35
4824.00	Peak	H	-	-	-69.73	9.51	46.78	73.98	-27.20
12060.00	Avg	H	-	-	-83.78	23.29	46.51	53.98	-7.47
12060.00	Peak	H	-	-	-72.51	23.29	57.78	73.98	-16.20

Table 7-16. Radiated Measurements SISO ANT2 (106 Tones) - Q

Worst Case Mode: 802.11ax OFDMA
 Worst Case Transfer Rate: MCS0
 RU Index: 53
 Distance of Measurements: 3 Meters
 Operating Frequency: 2437MHz
 Channel: 06

Frequency [MHz]	Detector	Ant. Pol. [H/V]	Antenna Height [cm]	Turntable Azimuth [degree]	Analyzer Level [dBm]	AFCL [dB/m]	Field Strength [dBµV/m]	Limit [dBµV/m]	Margin [dB]
4874.00	Avg	H	-	-	-81.45	9.41	34.96	53.98	-19.02
4874.00	Peak	H	-	-	-68.96	9.41	47.45	73.98	-26.53
7311.00	Avg	H	-	-	-82.43	16.10	40.67	53.98	-13.31
7311.00	Peak	H	-	-	-71.74	16.10	51.36	73.98	-22.62
12185.00	Avg	H	-	-	-84.47	23.63	46.16	53.98	-7.82
12185.00	Peak	H	-	-	-72.94	23.63	57.69	73.98	-16.29

Table 7-17. Radiated Measurements SISO ANT2 (106 Tones) - Q

FCC ID: A3LSMF711U		MEASUREMENT REPORT (CERTIFICATION)		Approved by: Technical Manager
Test Report S/N: 1M2104070032-13.A3L	Test Dates: 04/12/2021-05/26/2021	EUT Type: Portable Handset		Page 85 of 116

Worst Case Mode: 802.11ax OFDMA
 Worst Case Transfer Rate: MCS0
 RU Index: 54
 Distance of Measurements: 3 Meters
 Operating Frequency: 2462MHz
 Channel: 11

Frequency [MHz]	Detector	Ant. Pol. [H/V]	Antenna Height [cm]	Turntable Azimuth [degree]	Analyzer Level [dBm]	AFCL [dB/m]	Field Strength [dBμV/m]	Limit [dBμV/m]	Margin [dB]
4924.00	Avg	H	-	-	-80.49	9.94	36.45	53.98	-17.53
4924.00	Peak	H	-	-	-69.12	9.94	47.82	73.98	-26.16
7386.00	Avg	H	-	-	-82.51	16.19	40.68	53.98	-13.30
7386.00	Peak	H	-	-	-71.24	16.19	51.95	73.98	-22.03
12310.00	Avg	H	-	-	-84.43	23.52	46.09	53.98	-7.89
12310.00	Peak	H	-	-	-73.23	23.52	57.29	73.98	-16.69

Table 7-18. Radiated Measurements SISO ANT2 (106 Tones) - Q

Worst Case Mode: 802.11ax OFDMA
 Worst Case Transfer Rate: MCS0
 RU Index: 61
 Distance of Measurements: 3 Meters
 Operating Frequency: 2412MHz
 Channel: 01

Frequency [MHz]	Detector	Ant. Pol. [H/V]	Antenna Height [cm]	Turntable Azimuth [degree]	Analyzer Level [dBm]	AFCL [dB/m]	Field Strength [dBμV/m]	Limit [dBμV/m]	Margin [dB]
4824.00	Avg	H	-	-	-78.88	9.51	37.63	53.98	-16.35
4824.00	Peak	H	-	-	-65.21	9.51	51.30	73.98	-22.68
12060.00	Avg	H	-	-	-81.53	23.29	48.76	53.98	-5.22
12060.00	Peak	H	-	-	-67.47	23.29	62.82	73.98	-11.16

Table 7-19. Radiated Measurements SISO ANT2 (242 Tones) - Q

FCC ID: A3LSMF711U		MEASUREMENT REPORT (CERTIFICATION)		Approved by: Technical Manager
Test Report S/N: 1M2104070032-13.A3L	Test Dates: 04/12/2021-05/26/2021	EUT Type: Portable Handset		Page 86 of 116

Worst Case Mode: 802.11ax OFDMA
 Worst Case Transfer Rate: MCS0
 RU Index: 61
 Distance of Measurements: 3 Meters
 Operating Frequency: 2437MHz
 Channel: 06

Frequency [MHz]	Detector	Ant. Pol. [H/V]	Antenna Height [cm]	Turntable Azimuth [degree]	Analyzer Level [dBm]	AFCL [dB/m]	Field Strength [dBµV/m]	Limit [dBµV/m]	Margin [dB]
4874.00	Avg	H	-	-	-81.58	9.41	34.83	53.98	-19.15
4874.00	Peak	H	-	-	-69.60	9.41	46.81	73.98	-27.17
7311.00	Avg	H	-	-	-83.43	16.10	39.67	53.98	-14.31
7311.00	Peak	H	-	-	-71.55	16.10	51.55	73.98	-22.43
12185.00	Avg	H	-	-	-84.99	23.63	45.64	53.98	-8.34
12185.00	Peak	H	-	-	-68.54	23.63	62.09	73.98	-11.89

Table 7-20. Radiated Measurements SISO ANT2 (242 Tones) - Q

Worst Case Mode: 802.11ax OFDMA
 Worst Case Transfer Rate: MCS0
 RU Index: 61
 Distance of Measurements: 3 Meters
 Operating Frequency: 2462MHz
 Channel: 11

Frequency [MHz]	Detector	Ant. Pol. [H/V]	Antenna Height [cm]	Turntable Azimuth [degree]	Analyzer Level [dBm]	AFCL [dB/m]	Field Strength [dBµV/m]	Limit [dBµV/m]	Margin [dB]
4924.00	Avg	H	-	-	-81.93	9.94	35.01	53.98	-18.97
4924.00	Peak	H	-	-	-69.83	9.94	47.11	73.98	-26.87
7386.00	Avg	H	-	-	-83.66	16.19	39.53	53.98	-14.45
7386.00	Peak	H	-	-	-71.40	16.19	51.79	73.98	-22.19
12310.00	Avg	H	-	-	-85.12	23.52	45.40	53.98	-8.58
12310.00	Peak	H	-	-	-73.50	23.52	57.02	73.98	-16.96

Table 7-21. Radiated Measurements SISO ANT2 (242 Tones) - Q

FCC ID: A3LSMF711U		MEASUREMENT REPORT (CERTIFICATION)		Approved by: Technical Manager
Test Report S/N: 1M2104070032-13.A3L	Test Dates: 04/12/2021-05/26/2021	EUT Type: Portable Handset		Page 87 of 116

Worst Case Mode: 802.11ax OFDMA
Worst Case Transfer Rate: MCS0
RU Index: 53
Distance of Measurements: 3 Meters
Operating Frequency: 2412MHz
Channel: 01

Frequency [MHz]	Detector	Ant. Pol. [H/V]	Antenna Height [cm]	Turntable Azimuth [degree]	Analyzer Level [dBm]	AFCL [dB/m]	Field Strength [dBµV/m]	Limit [dBµV/m]	Margin [dB]
4824.00	Avg	H	-	-	-79.31	6.80	34.49	53.98	-19.49
4824.00	Peak	H	-	-	-68.09	6.80	45.71	73.98	-28.27
12060.00	Avg	H	-	-	-81.62	18.06	43.44	53.98	-10.54
12060.00	Peak	H	-	-	-70.18	18.06	54.88	73.98	-19.10

Table 7-22. Radiated Measurements SISO ANT2 (106 Tones) - N

Worst Case Mode: 802.11ax OFDMA
Worst Case Transfer Rate: MCS0
RU Index: 53
Distance of Measurements: 3 Meters
Operating Frequency: 2437MHz
Channel: 06

Frequency [MHz]	Detector	Ant. Pol. [H/V]	Antenna Height [cm]	Turntable Azimuth [degree]	Analyzer Level [dBm]	AFCL [dB/m]	Field Strength [dBµV/m]	Limit [dBµV/m]	Margin [dB]
4874.00	Avg	H	-	-	-79.01	7.32	35.31	53.98	-18.67
4874.00	Peak	H	-	-	-69.21	7.32	45.11	73.98	-28.87
7311.00	Avg	H	100	314	-70.67	12.45	48.78	53.98	-5.19
7311.00	Peak	H	100	314	-49.87	12.45	69.58	73.98	-4.39
12185.00	Avg	H	-	-	-80.21	18.35	45.14	53.98	-8.84
12185.00	Peak	H	-	-	-71.85	18.35	53.50	73.98	-20.48

Table 7-23. Radiated Measurements SISO ANT2 (106 Tones) - N

FCC ID: A3LSMF711U		MEASUREMENT REPORT (CERTIFICATION)		Approved by: Technical Manager
Test Report S/N: 1M2104070032-13.A3L	Test Dates: 04/12/2021-05/26/2021	EUT Type: Portable Handset		Page 88 of 116

Worst Case Mode: 802.11ax OFDMA
 Worst Case Transfer Rate: MCS0
 RU Index: 53
 Distance of Measurements: 3 Meters
 Operating Frequency: 2462MHz
 Channel: 11

Frequency [MHz]	Detector	Ant. Pol. [H/V]	Antenna Height [cm]	Turntable Azimuth [degree]	Analyzer Level [dBm]	AFCL [dB/m]	Field Strength [dBµV/m]	Limit [dBµV/m]	Margin [dB]
4924.00	Avg	H	-	-	-79.49	7.44	34.95	53.98	-19.03
4924.00	Peak	H	-	-	-69.78	7.44	44.66	73.98	-29.32
7386.00	Avg	H	366	30	-74.37	12.26	44.89	53.98	-9.09
7386.00	Peak	H	366	30	-57.41	12.26	61.85	73.98	-12.13
12310.00	Avg	H	-	-	-81.89	18.69	43.80	53.98	-10.18
12310.00	Peak	H	-	-	-71.54	18.69	54.15	73.98	-19.83

Table 7-24. Radiated Measurements SISO ANT2 (106 Tones) - N

Worst Case Mode: 802.11ax OFDMA
 Worst Case Transfer Rate: MCS0
 RU Index: 61
 Distance of Measurements: 3 Meters
 Operating Frequency: 2412MHz
 Channel: 01

Frequency [MHz]	Detector	Ant. Pol. [H/V]	Antenna Height [cm]	Turntable Azimuth [degree]	Analyzer Level [dBm]	AFCL [dB/m]	Field Strength [dBµV/m]	Limit [dBµV/m]	Margin [dB]
4824.00	Avg	H	-	-	-79.38	6.80	34.42	53.98	-19.56
4824.00	Peak	H	-	-	-68.16	6.80	45.64	73.98	-28.34
12060.00	Avg	H	-	-	-81.54	18.06	43.52	53.98	-10.46
12060.00	Peak	H	-	-	-70.18	18.06	54.88	73.98	-19.10

Table 7-25. Radiated Measurements SISO ANT2 (242 Tones) - N

FCC ID: A3LSMF711U		MEASUREMENT REPORT (CERTIFICATION)		Approved by: Technical Manager
Test Report S/N: 1M2104070032-13.A3L	Test Dates: 04/12/2021-05/26/2021	EUT Type: Portable Handset		Page 89 of 116

Worst Case Mode: 802.11ax OFDMA
 Worst Case Transfer Rate: MCS0
 RU Index: 61
 Distance of Measurements: 3 Meters
 Operating Frequency: 2437MHz
 Channel: 06

Frequency [MHz]	Detector	Ant. Pol. [H/V]	Antenna Height [cm]	Turntable Azimuth [degree]	Analyzer Level [dBm]	AFCL [dB/m]	Field Strength [dBµV/m]	Limit [dBµV/m]	Margin [dB]
4874.00	Avg	H	-	-	-79.42	7.32	34.90	53.98	-19.08
4874.00	Peak	H	-	-	-67.84	7.32	46.48	73.98	-27.50
7311.00	Avg	H	118	310	-75.62	12.45	43.83	53.98	-10.14
7311.00	Peak	H	118	310	-62.98	12.45	56.47	73.98	-17.50
12185.00	Avg	H	-	-	-81.64	18.35	43.71	53.98	-10.27
12185.00	Peak	H	-	-	-70.69	18.35	54.66	73.98	-19.32

Table 7-26. Radiated Measurements SISO ANT2 (242 Tones) - N

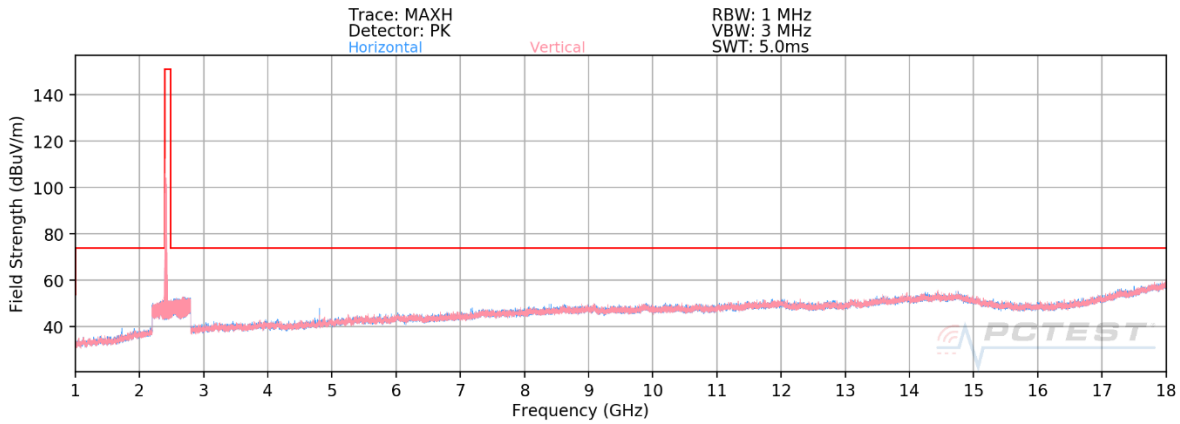
Worst Case Mode: 802.11ax OFDMA
 Worst Case Transfer Rate: MCS0
 RU Index: 61
 Distance of Measurements: 3 Meters
 Operating Frequency: 2462MHz
 Channel: 11

Frequency [MHz]	Detector	Ant. Pol. [H/V]	Antenna Height [cm]	Turntable Azimuth [degree]	Analyzer Level [dBm]	AFCL [dB/m]	Field Strength [dBµV/m]	Limit [dBµV/m]	Margin [dB]
4924.00	Avg	H	-	-	-79.33	7.44	35.11	53.98	-18.87
4924.00	Peak	H	-	-	-68.21	7.44	46.23	73.98	-27.75
7386.00	Avg	H	100	295	-75.83	12.26	43.43	53.98	-10.55
7386.00	Peak	H	100	295	-61.79	12.26	57.47	73.98	-16.51
12310.00	Avg	H	-	-	-82.00	18.69	43.69	53.98	-10.29
12310.00	Peak	H	-	-	-70.70	18.69	54.99	73.98	-18.99

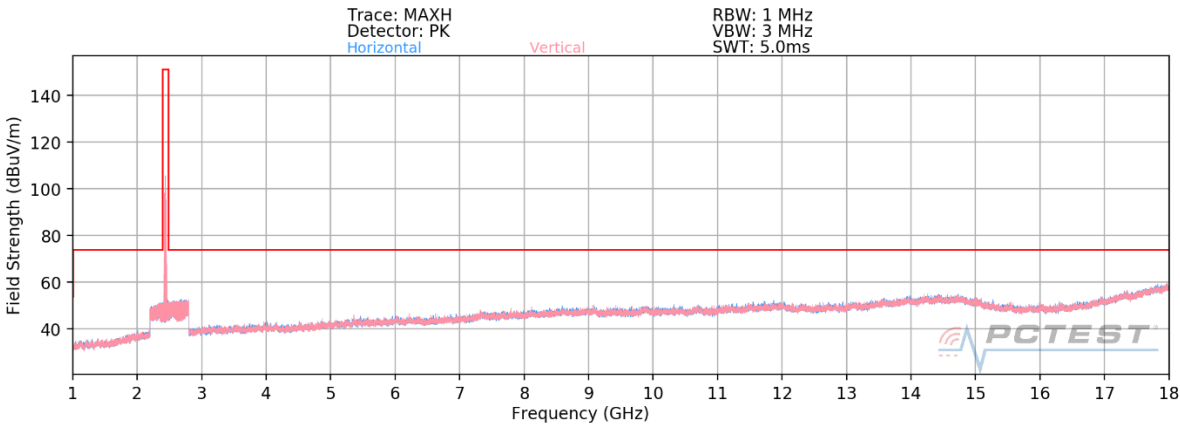
Table 7-27. Radiated Measurements SISO ANT2 (242 Tones) - N

FCC ID: A3LSMF711U		MEASUREMENT REPORT (CERTIFICATION)		Approved by: Technical Manager
Test Report S/N: 1M2104070032-13.A3L	Test Dates: 04/12/2021-05/26/2021	EUT Type: Portable Handset		Page 90 of 116

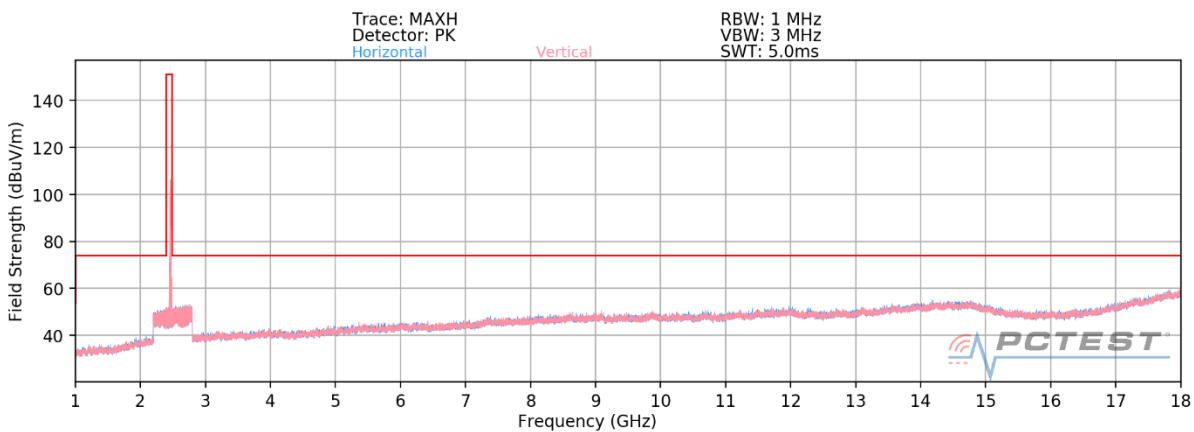
7.7.2 MIMO Radiated Spurious Emission Measurements
§15.247(d) §15.205 & §15.209; RSS-Gen [8.9]



Plot 7-113. Radiated Spurious Plot above 1GHz MIMO (802.11ax OFDMA – 26 Tones – Ch. 1) – OPEN (Q)

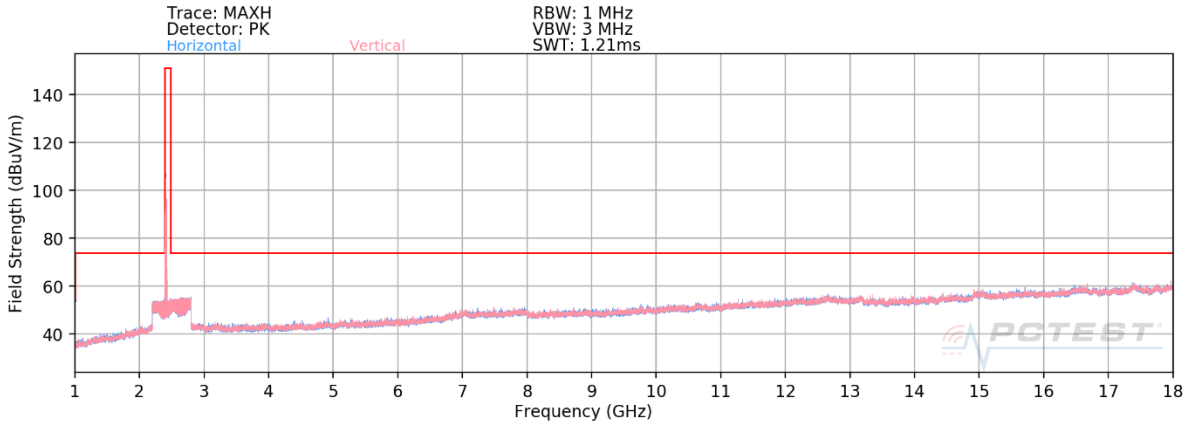


Plot 7-114. Radiated Spurious Plot above 1GHz MIMO (802.11ax OFDMA – 26 Tones – Ch. 6) – OPEN (Q)

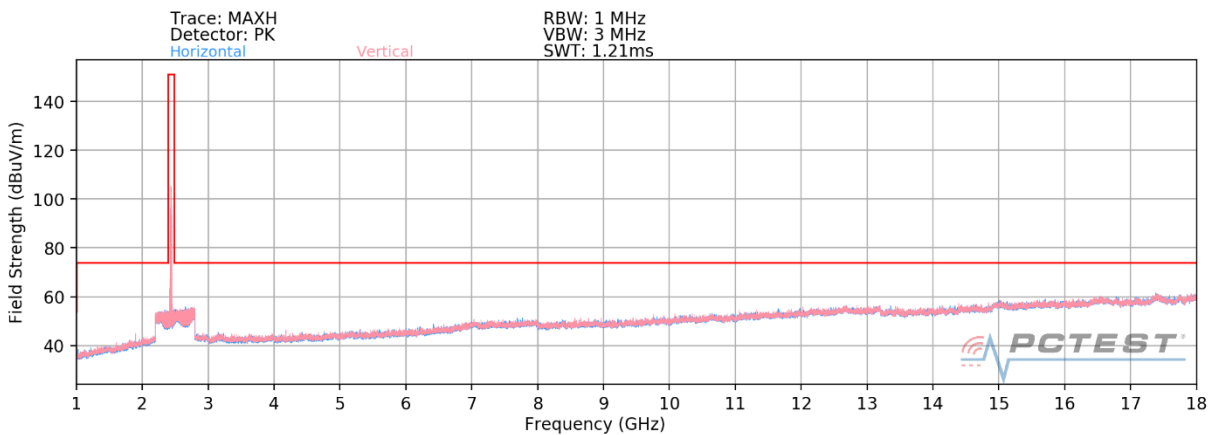


Plot 7-115. Radiated Spurious Plot above 1GHz MIMO (802.11ax OFDMA – 26 Tones – Ch. 11) – OPEN (Q)

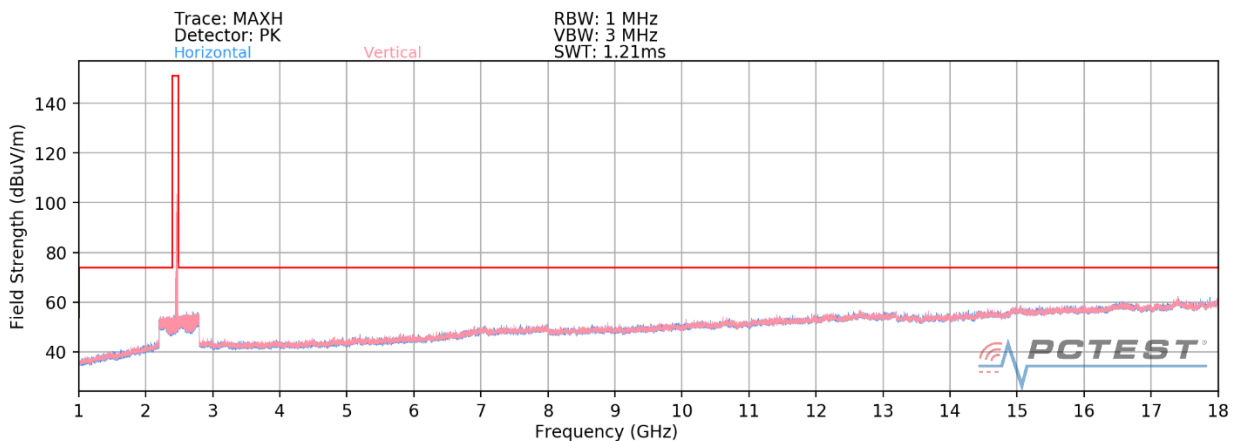
FCC ID: A3LSMF711U	PCTEST Proud to be part of element	MEASUREMENT REPORT (CERTIFICATION)	SAMSUNG	Approved by: Technical Manager
Test Report S/N: 1M2104070032-13.A3L	Test Dates: 04/12/2021-05/26/2021	EUT Type: Portable Handset		Page 91 of 116



Plot 7-116. Radiated Spurious Plot above 1GHz MIMO (802.11ax OFDMA – 26 Tones – Ch. 1) – CLOSED (Q)

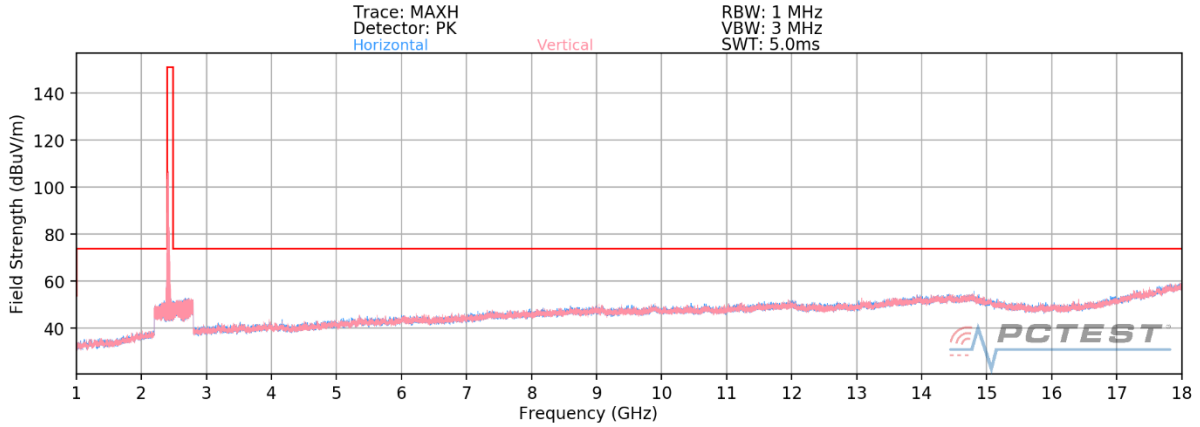


Plot 7-117. Radiated Spurious Plot above 1GHz MIMO (802.11ax OFDMA – 26 Tones – Ch. 6) – CLOSED (Q)

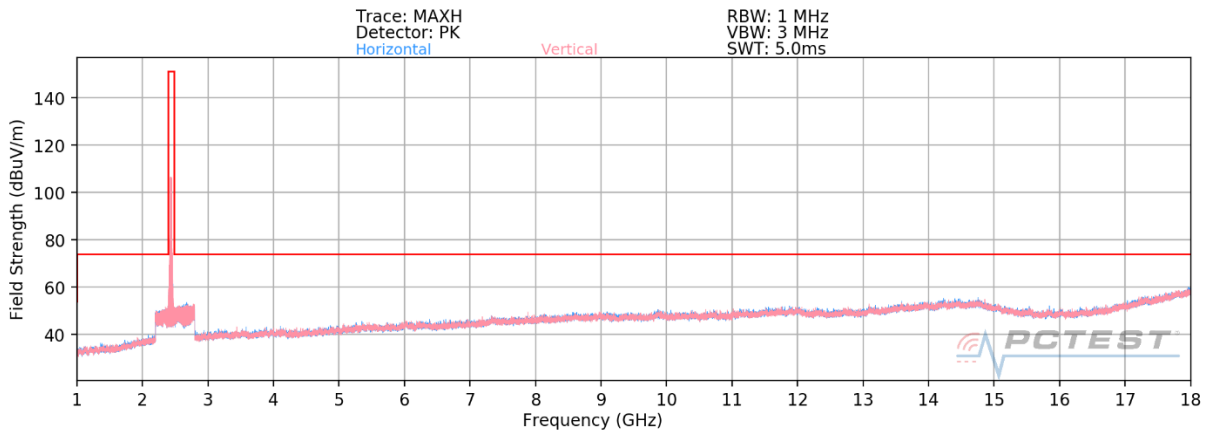


Plot 7-118. Radiated Spurious Plot above 1GHz MIMO (802.11ax OFDMA – 26 Tones – Ch. 11) – CLOSED (Q)

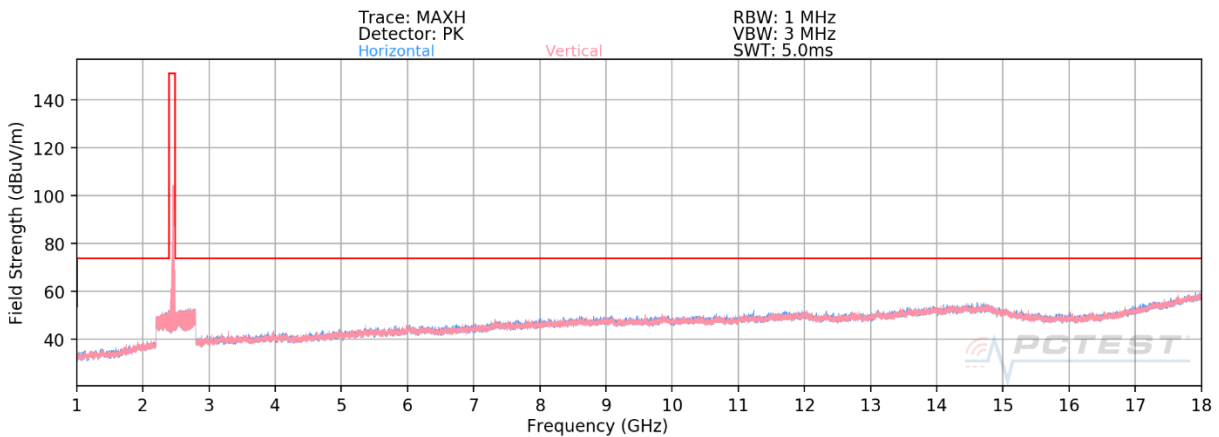
FCC ID: A3LSMF711U	PCTEST Proud to be part of element	MEASUREMENT REPORT (CERTIFICATION)		Approved by: Technical Manager
Test Report S/N: 1M2104070032-13.A3L	Test Dates: 04/12/2021-05/26/2021	EUT Type: Portable Handset		Page 92 of 116



Plot 7-119. Radiated Spurious Plot above 1GHz MIMO (802.11ax OFDMA – 242 Tones – Ch. 1) – OPEN (Q)

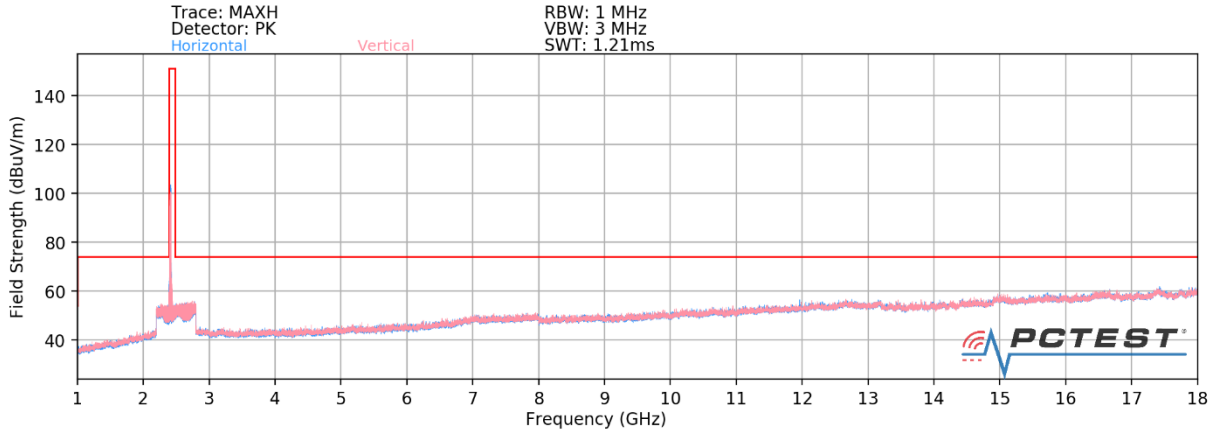


Plot 7-120. Radiated Spurious Plot above 1GHz MIMO (802.11ax OFDMA – 242 Tones – Ch. 6) – OPEN (Q)

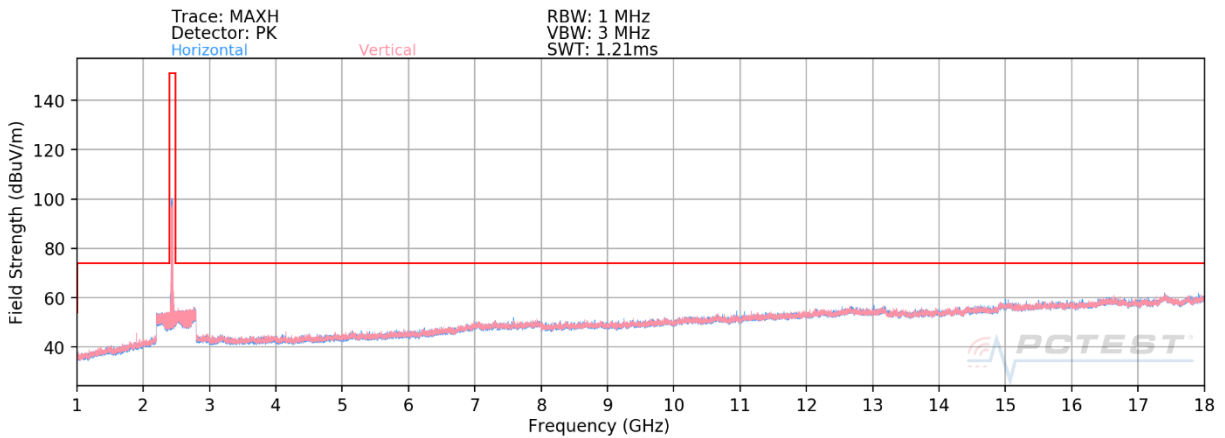


Plot 7-121. Radiated Spurious Plot above 1GHz MIMO (802.11ax OFDMA – 242 Tones – Ch. 11) – OPEN (Q)

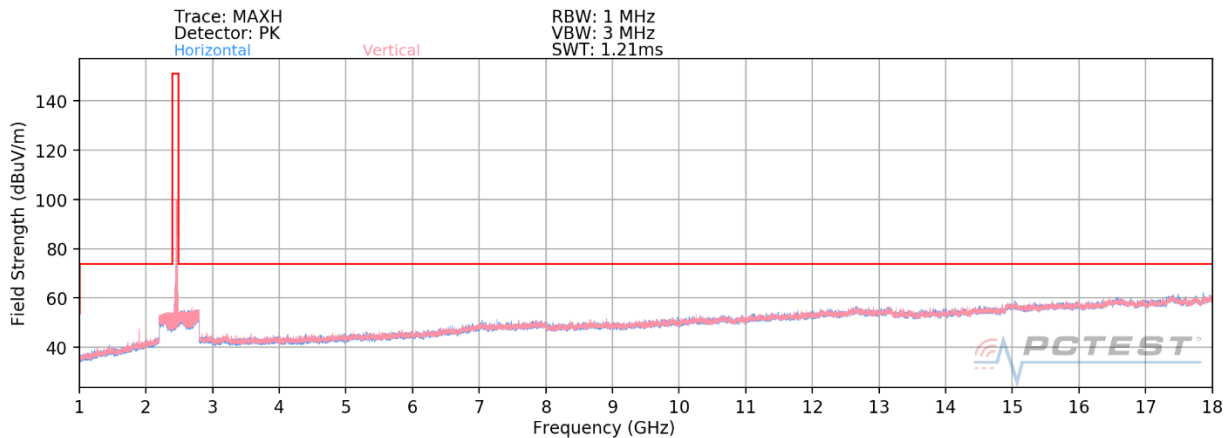
FCC ID: A3LSMF711U	PCTEST Proud to be part of element	MEASUREMENT REPORT (CERTIFICATION)	SAMSUNG	Approved by: Technical Manager
Test Report S/N: 1M2104070032-13.A3L	Test Dates: 04/12/2021-05/26/2021	EUT Type: Portable Handset		Page 93 of 116



Plot 7-122. Radiated Spurious Plot above 1GHz MIMO (802.11ax OFDMA – 242 Tones – Ch. 1) – CLOSED (Q)

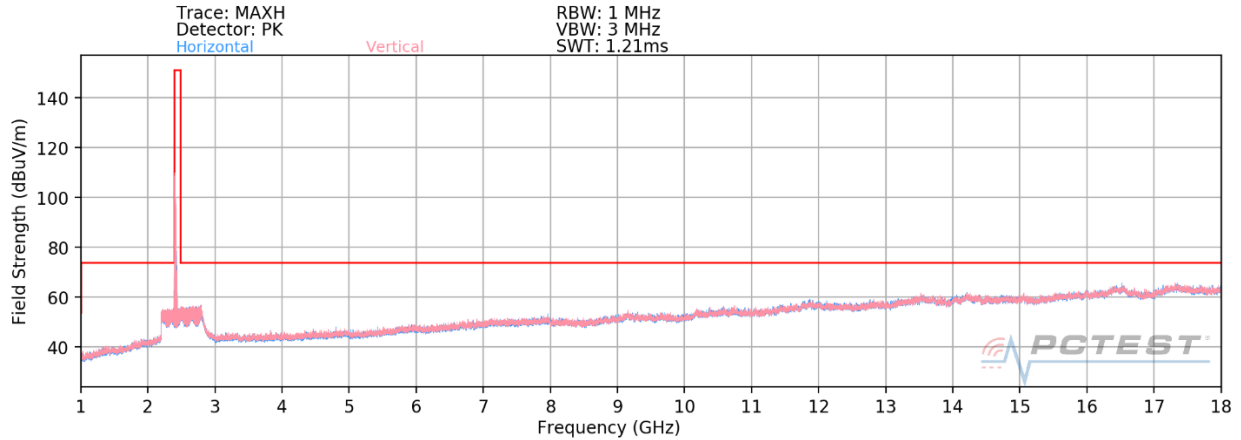


Plot 7-123. Radiated Spurious Plot above 1GHz MIMO (802.11ax OFDMA – 242 Tones – Ch. 6) – CLOSED (Q)

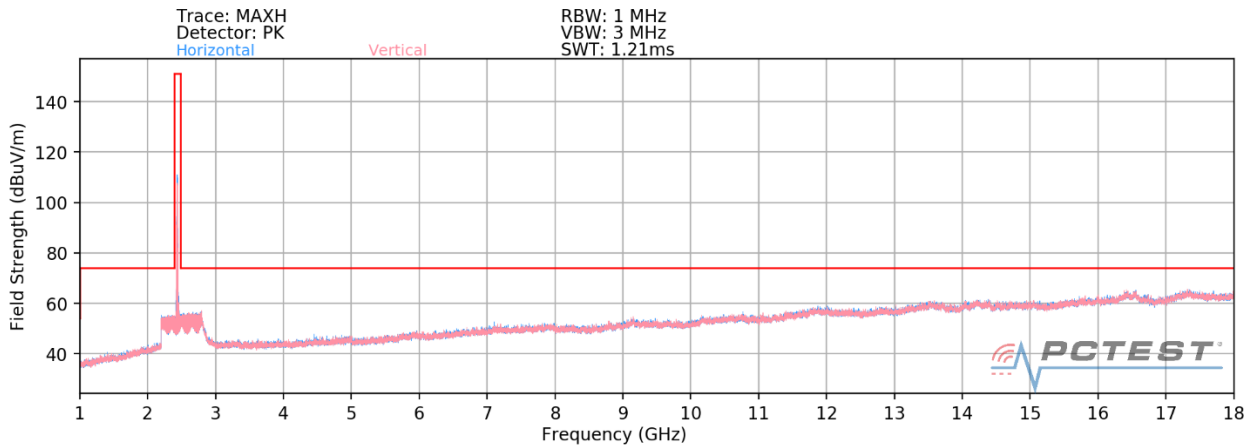


Plot 7-124. Radiated Spurious Plot above 1GHz MIMO (802.11ax OFDMA – 242 Tones – Ch. 11) – CLOSED (Q)

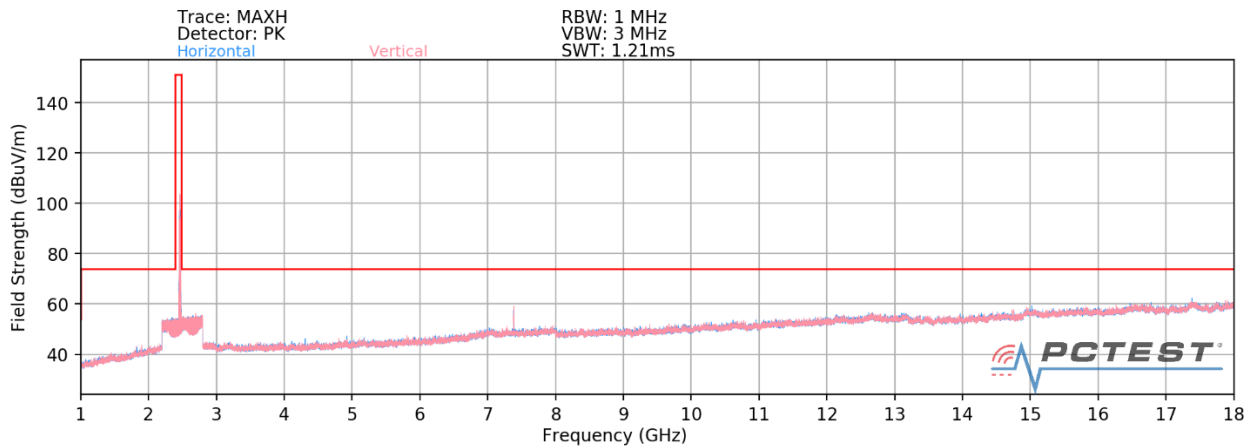
FCC ID: A3LSMF711U	 PCTEST Proud to be part of 	MEASUREMENT REPORT (CERTIFICATION)		Approved by: Technical Manager
Test Report S/N: 1M2104070032-13.A3L	Test Dates: 04/12/2021-05/26/2021	EUT Type: Portable Handset		Page 94 of 116



Plot 7-125. Radiated Spurious Plot above 1GHz MIMO (802.11ax OFDMA – 26 Tones – Ch. 1) – OPEN (N)

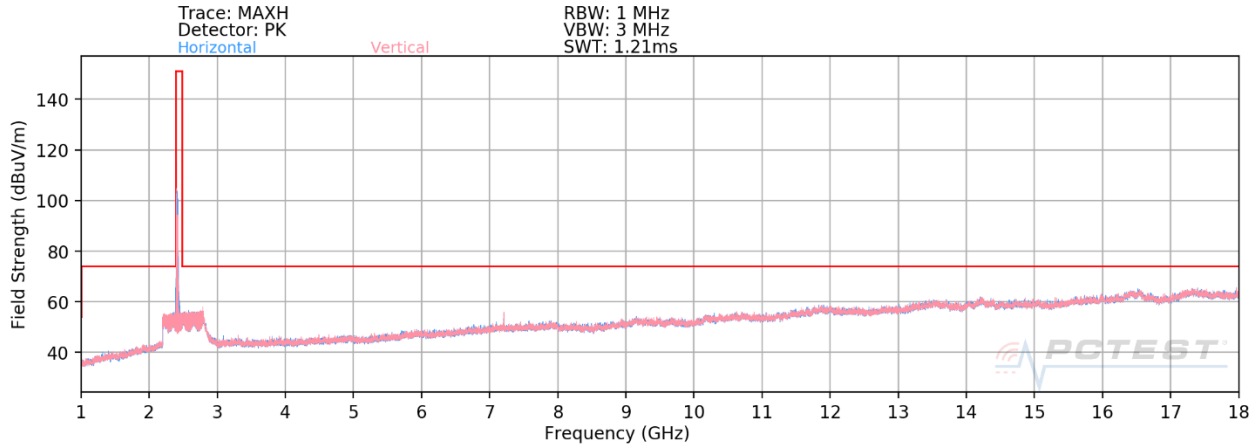


Plot 7-126. Radiated Spurious Plot above 1GHz MIMO (802.11ax OFDMA – 26 Tones – Ch. 6) – OPEN (N)

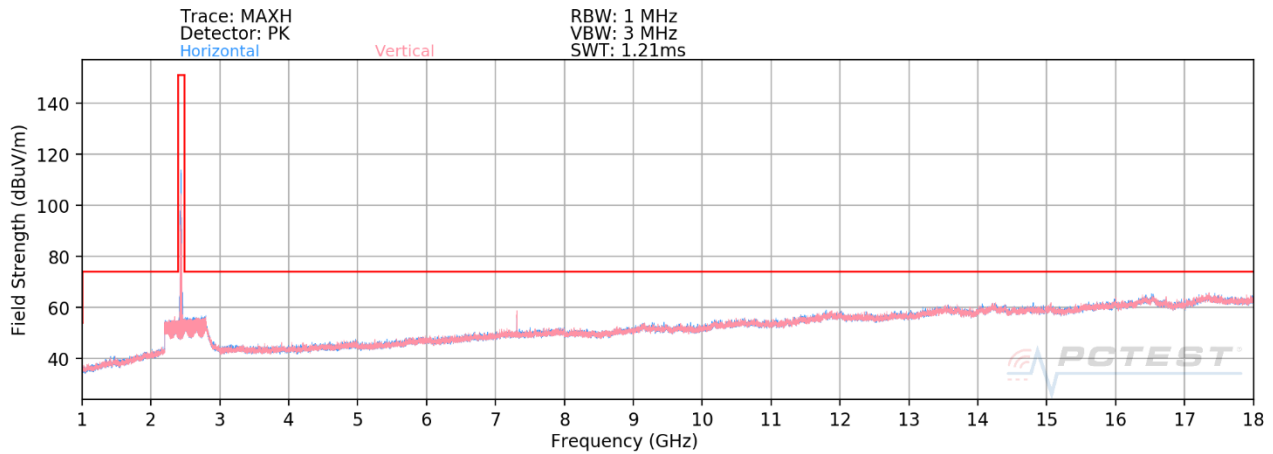


Plot 7-127. Radiated Spurious Plot above 1GHz MIMO (802.11ax OFDMA – 26 Tones – Ch. 11) – OPEN (N)

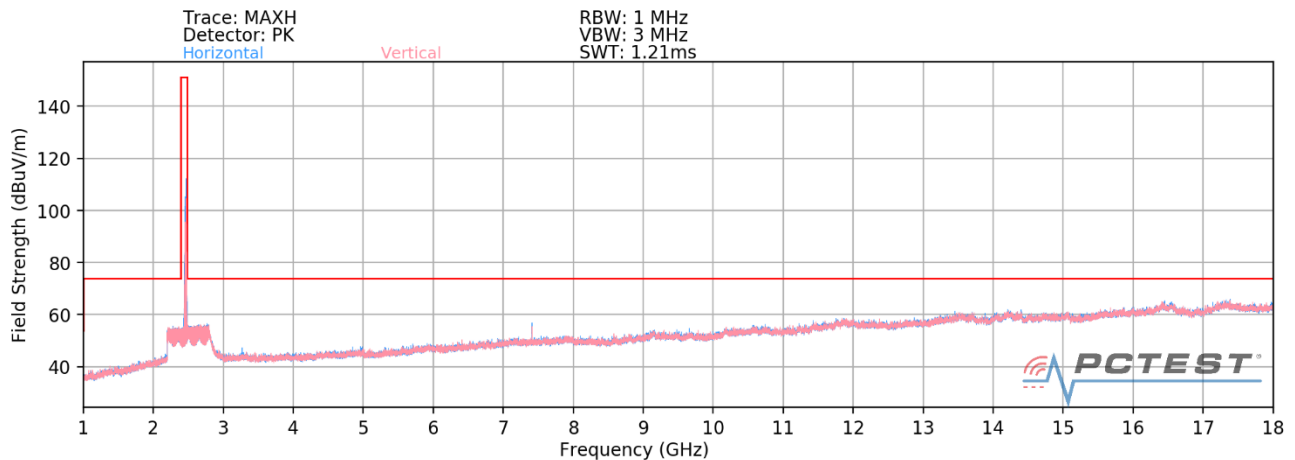
FCC ID: A3LSMF711U	PCTEST Proud to be part of element	MEASUREMENT REPORT (CERTIFICATION)	SAMSUNG	Approved by: Technical Manager
Test Report S/N: 1M2104070032-13.A3L	Test Dates: 04/12/2021-05/26/2021	EUT Type: Portable Handset		Page 95 of 116



Plot 7-128. Radiated Spurious Plot above 1GHz MIMO (802.11ax OFDMA – 26 Tones – Ch. 1) – CLOSED (N)

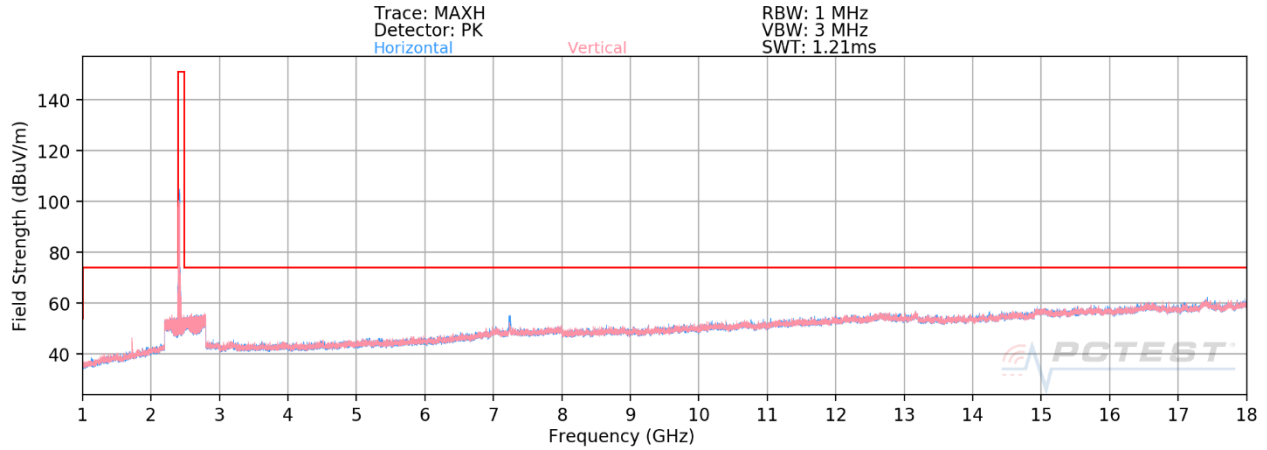


Plot 7-129. Radiated Spurious Plot above 1GHz MIMO (802.11ax OFDMA – 26 Tones – Ch. 6) – CLOSED (N)

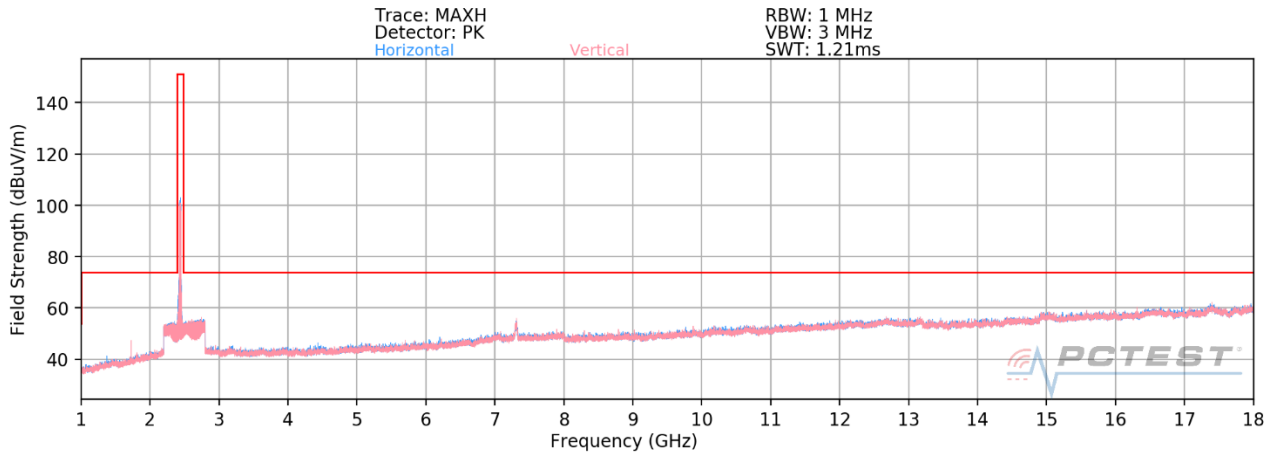


Plot 7-130. Radiated Spurious Plot above 1GHz MIMO (802.11ax OFDMA – 26 Tones – Ch. 11) – CLOSED (N)

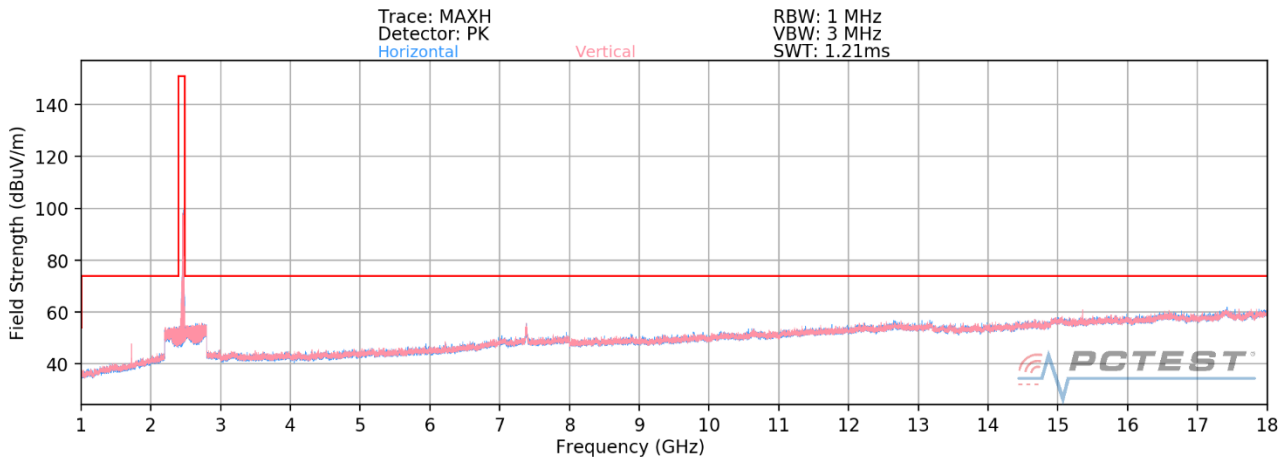
FCC ID: A3LSMF711U	PCTEST Proud to be part of element	MEASUREMENT REPORT (CERTIFICATION)	SAMSUNG	Approved by: Technical Manager
Test Report S/N: 1M2104070032-13.A3L	Test Dates: 04/12/2021-05/26/2021	EUT Type: Portable Handset		Page 96 of 116



Plot 7-131. Radiated Spurious Plot above 1GHz MIMO (802.11ax OFDMA – 242 Tones – Ch. 1) – OPEN (N)

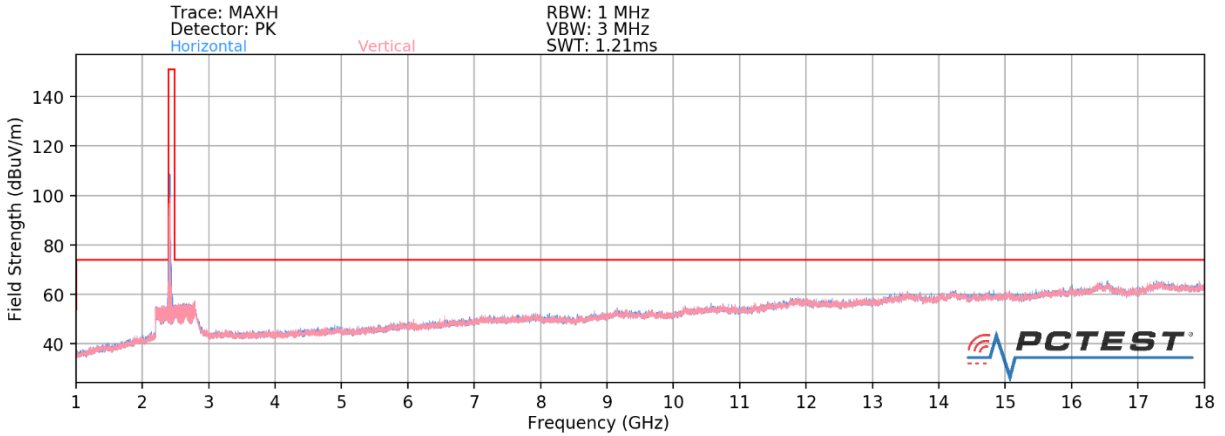


Plot 7-132. Radiated Spurious Plot above 1GHz MIMO (802.11ax OFDMA – 242 Tones – Ch. 6) – OPEN (N)

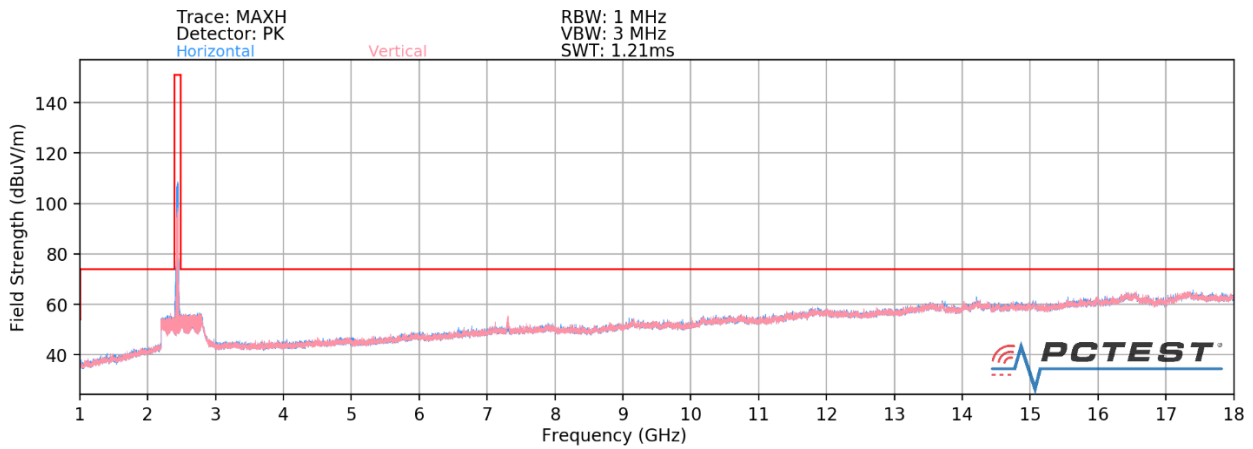


Plot 7-133. Radiated Spurious Plot above 1GHz MIMO (802.11ax OFDMA – 242 Tones – Ch. 11) – OPEN (N)

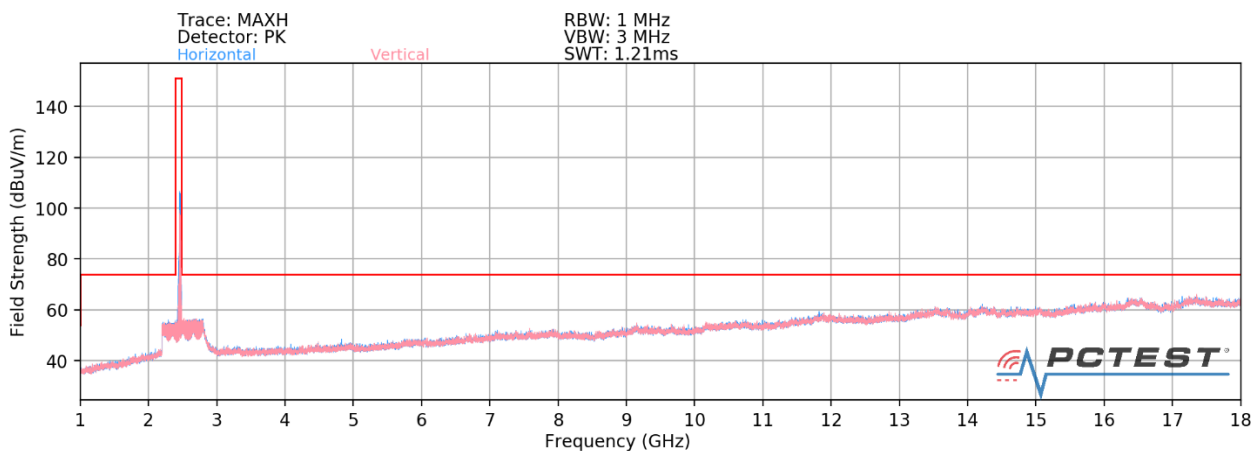
FCC ID: A3LSMF711U		MEASUREMENT REPORT (CERTIFICATION)		Approved by: Technical Manager
Test Report S/N: 1M2104070032-13.A3L	Test Dates: 04/12/2021-05/26/2021	EUT Type: Portable Handset		Page 97 of 116



Plot 7-134. Radiated Spurious Plot above 1GHz MIMO (802.11ax OFDMA – 242 Tones – Ch. 1) – CLOSED (N)



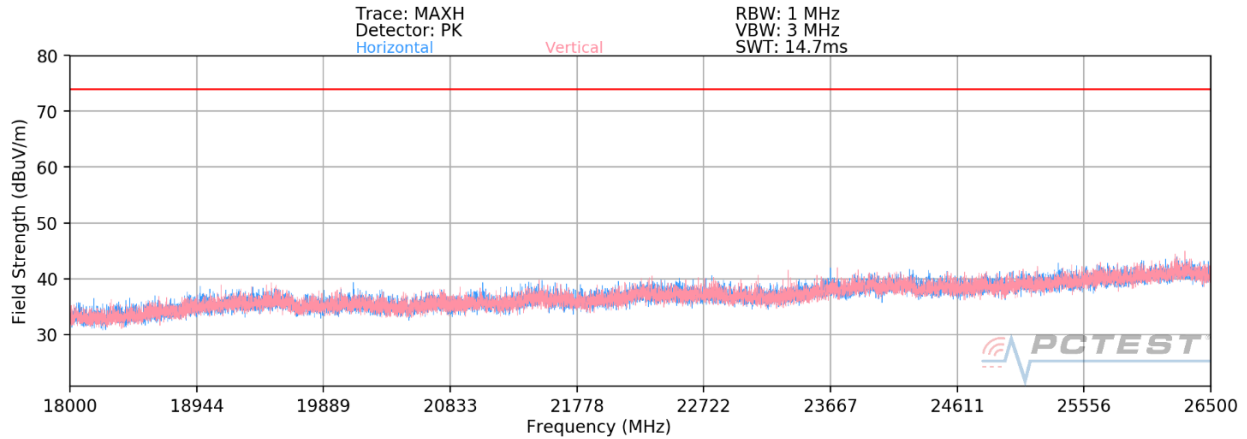
Plot 7-135. Radiated Spurious Plot above 1GHz MIMO (802.11ax OFDMA – 242 Tones – Ch. 6) – CLOSED (N)



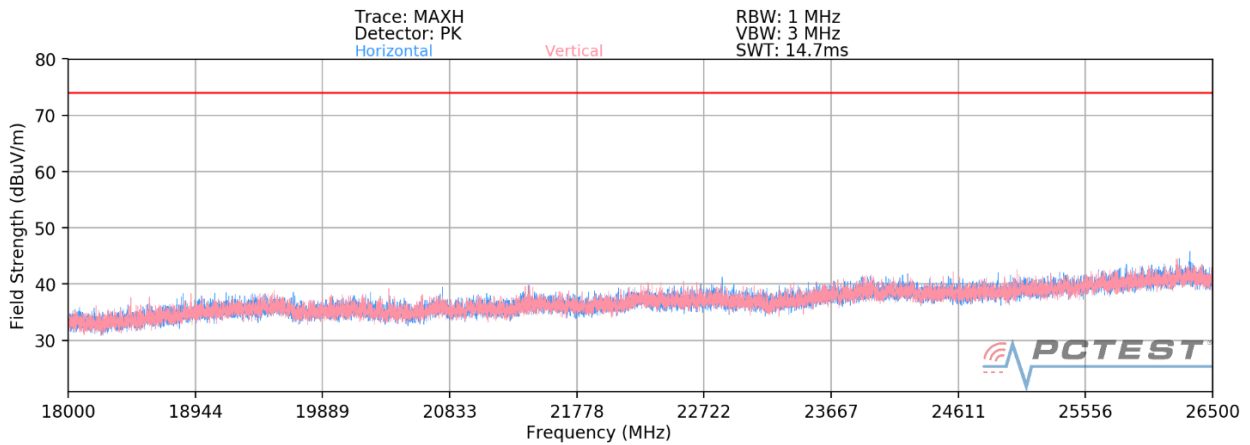
Plot 7-136. Radiated Spurious Plot above 1GHz MIMO (802.11ax OFDMA – 242 Tones – Ch. 11) – CLOSED (N)

FCC ID: A3LSMF711U	PCTEST Proud to be part of element	MEASUREMENT REPORT (CERTIFICATION)	SAMSUNG	Approved by: Technical Manager
Test Report S/N: 1M2104070032-13.A3L	Test Dates: 04/12/2021-05/26/2021	EUT Type: Portable Handset		Page 98 of 116

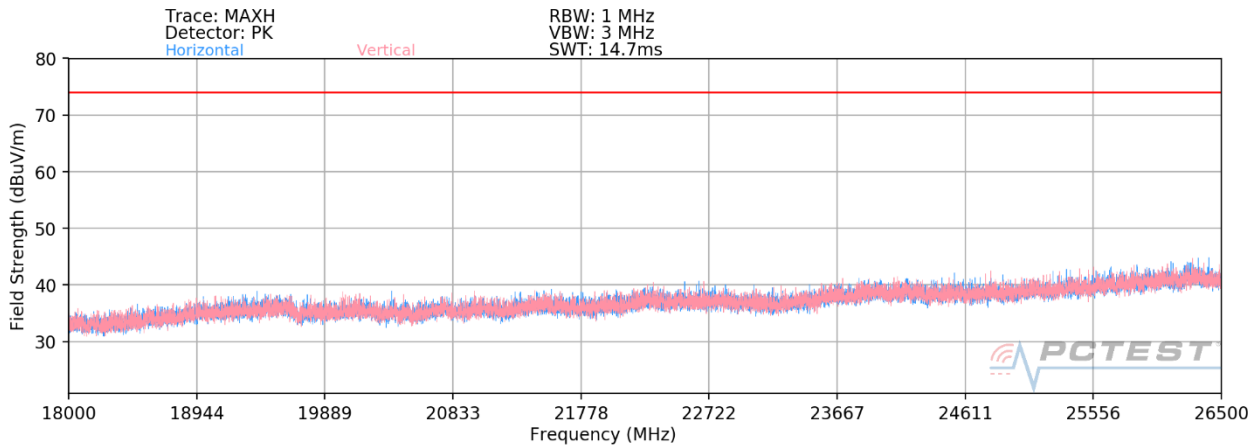
MIMO Radiated Spurious Emissions Measurements (Above 18GHz) §15.209; RSS-Gen [8.9]



Plot 7-137. Radiated Spurious Plot above 18GHz MIMO (802.11ax OFDMA – 26 Tones) – OPEN (Q)

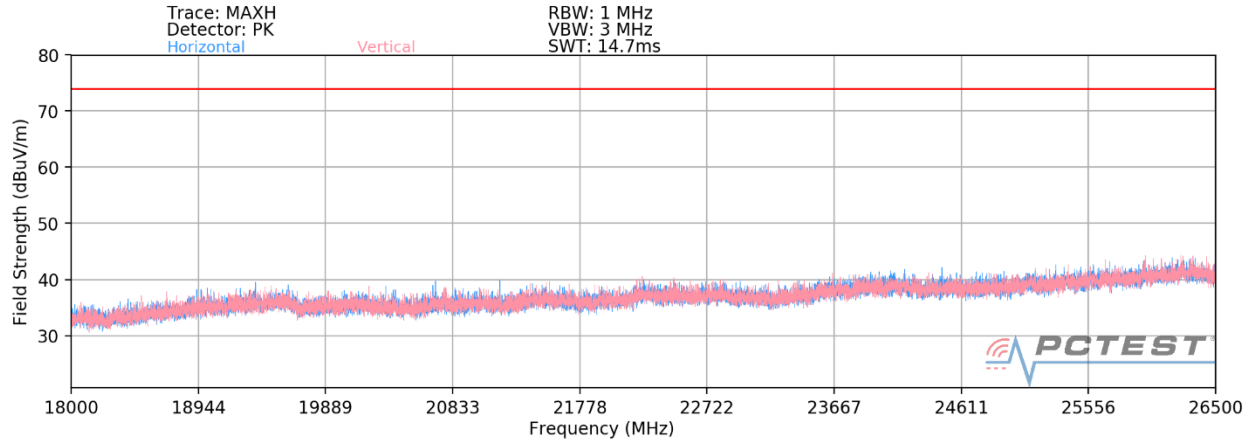


Plot 7-138. Radiated Spurious Plot above 18GHz MIMO (802.11ax OFDMA – 242 Tones) – OPEN (Q)

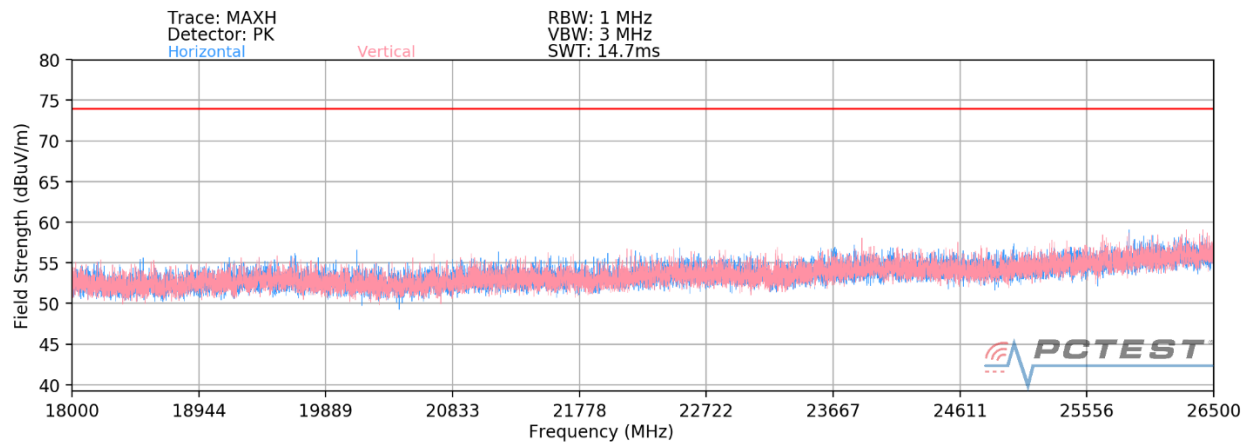


Plot 7-139. Radiated Spurious Plot above 18GHz MIMO (802.11ax OFDMA – 26 Tones) – CLOSED (Q)

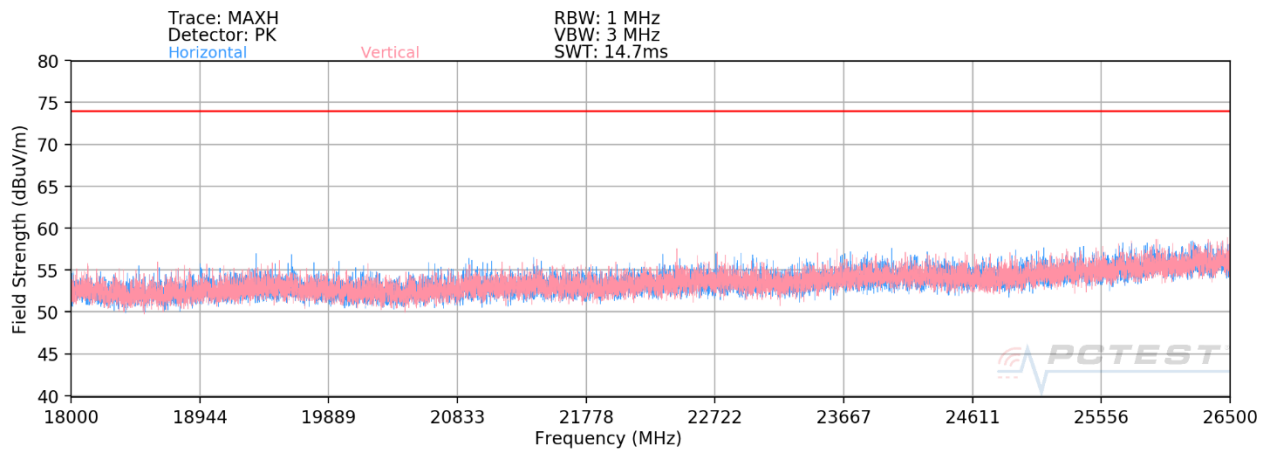
FCC ID: A3LSMF711U		MEASUREMENT REPORT (CERTIFICATION)		Approved by: Technical Manager
Test Report S/N: 1M2104070032-13.A3L	Test Dates: 04/12/2021-05/26/2021	EUT Type: Portable Handset		Page 99 of 116



Plot 7-140. Radiated Spurious Plot above 18GHz MIMO (802.11ax OFDMA – 242 Tones) – CLOSED (Q)

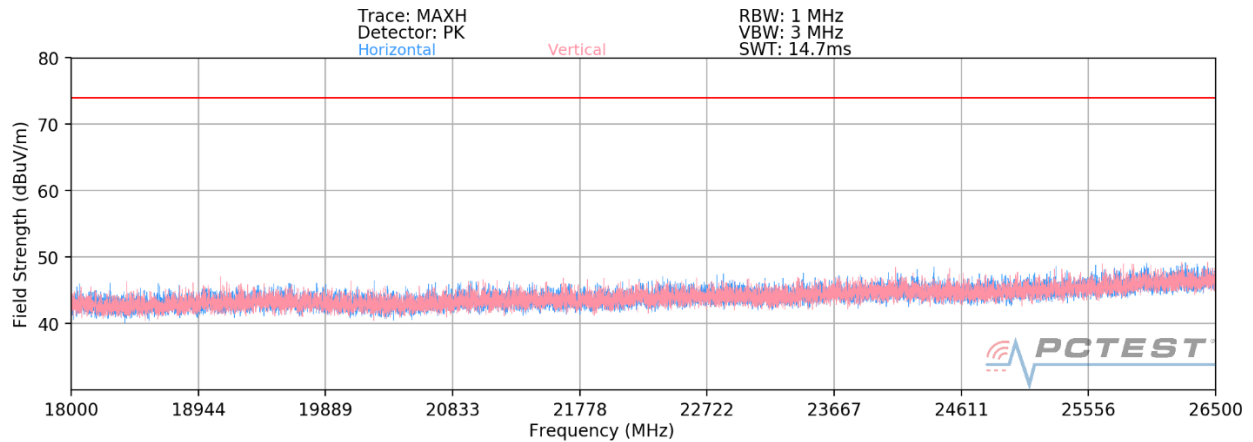


Plot 7-141. Radiated Spurious Plot above 18GHz MIMO (802.11ax OFDMA – 26 Tones) – OPEN (N)

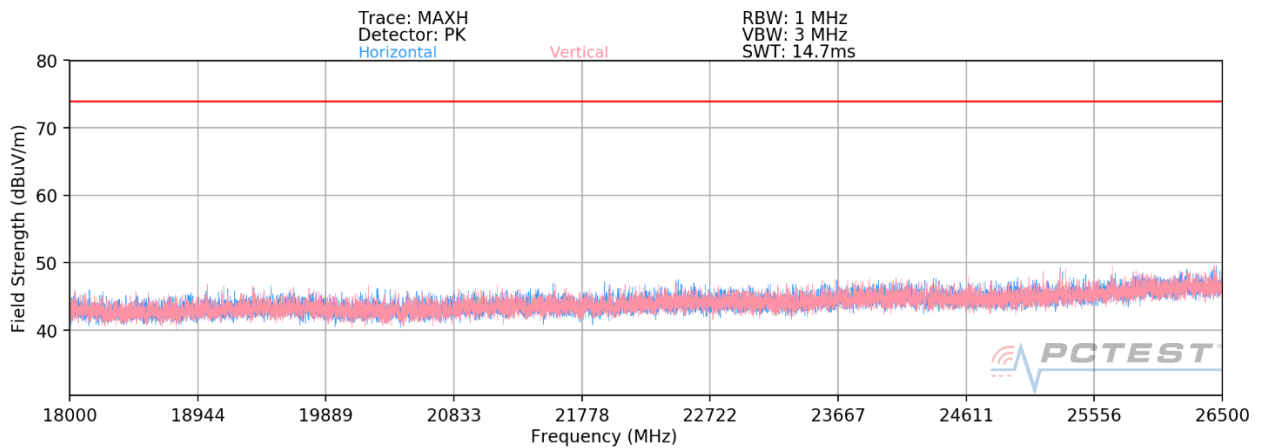


Plot 7-142. Radiated Spurious Plot above 18GHz MIMO (802.11ax OFDMA – 242 Tones) – OPEN (N)

FCC ID: A3LSMF711U		MEASUREMENT REPORT (CERTIFICATION)		Approved by: Technical Manager
Test Report S/N: 1M2104070032-13.A3L	Test Dates: 04/12/2021-05/26/2021	EUT Type: Portable Handset		Page 100 of 116



Plot 7-143. Radiated Spurious Plot above 18GHz MIMO (802.11ax OFDMA – 26 Tones) – CLOSED (N)



Plot 7-144. Radiated Spurious Plot above 18GHz MIMO (802.11ax OFDMA – 242 Tones) – CLOSED (N)

FCC ID: A3LSMF711U	PCTEST Proud to be part of element	MEASUREMENT REPORT (CERTIFICATION)	SAMSUNG	Approved by: Technical Manager
Test Report S/N: 1M2104070032-13.A3L	Test Dates: 04/12/2021-05/26/2021	EUT Type: Portable Handset		Page 101 of 116

MIMO Radiated Spurious Emission Measurements

§15.247(d) §15.205 & §15.209; RSS-Gen [8.9]

Worst Case Mode: 802.11ax OFDMA
 Worst Case Transfer Rate: MCS0
 RU Index: 53
 Distance of Measurements: 3 Meters
 Operating Frequency: 2412MHz
 Channel: 01

Frequency [MHz]	Detector	Ant. Pol. [H/V]	Antenna Height [cm]	Turntable Azimuth [degree]	Analyzer Level [dBm]	AFCL [dB/m]	Field Strength [dBµV/m]	Limit [dBµV/m]	Margin [dB]
4824.00	Avg	V	259	24	-73.08	3.60	37.52	53.98	-16.46
4824.00	Peak	V	259	24	-58.77	3.60	51.83	73.98	-22.15
12060.00	Avg	V	-	-	-80.63	13.67	40.04	53.98	-13.94
12060.00	Peak	V	-	-	-68.07	13.67	52.60	73.98	-21.38

Table 7-28. Radiated Measurements MIMO (106 Tones) - Q

Worst Case Mode: 802.11ax OFDMA
 Worst Case Transfer Rate: MCS0
 RU Index: 54
 Distance of Measurements: 3 Meters
 Operating Frequency: 2437MHz
 Channel: 06

Frequency [MHz]	Detector	Ant. Pol. [H/V]	Antenna Height [cm]	Turntable Azimuth [degree]	Analyzer Level [dBm]	AFCL [dB/m]	Field Strength [dBµV/m]	Limit [dBµV/m]	Margin [dB]
4874.00	Avg	V	246	8	-75.96	3.69	34.73	53.98	-19.25
4874.00	Peak	V	246	8	-64.72	3.69	45.97	73.98	-28.01
7311.00	Avg	V	-	-	-79.85	8.85	36.00	53.98	-17.98
7311.00	Peak	V	-	-	-67.89	8.85	47.96	73.98	-26.02
12185.00	Avg	V	-	-	-81.13	13.56	39.43	53.98	-14.55
12185.00	Peak	V	-	-	-69.45	13.56	51.11	73.98	-22.87

Table 7-29. Radiated Measurements MIMO (106 Tones) - Q

FCC ID: A3LSMF711U		MEASUREMENT REPORT (CERTIFICATION)		Approved by: Technical Manager
Test Report S/N: 1M2104070032-13.A3L	Test Dates: 04/12/2021-05/26/2021	EUT Type: Portable Handset		Page 102 of 116

Worst Case Mode: 802.11ax OFDMA
 Worst Case Transfer Rate: MCS0
 RU Index: 53
 Distance of Measurements: 3 Meters
 Operating Frequency: 2462MHz
 Channel: 11

Frequency [MHz]	Detector	Ant. Pol. [H/V]	Antenna Height [cm]	Turntable Azimuth [degree]	Analyzer Level [dBm]	AFCL [dB/m]	Field Strength [dBµV/m]	Limit [dBµV/m]	Margin [dB]
4924.00	Avg	V	-	-	-78.77	4.17	32.40	53.98	-21.58
4924.00	Peak	V	-	-	-66.56	4.17	44.61	73.98	-29.37
7386.00	Avg	V	-	-	-79.53	8.95	36.42	53.98	-17.56
7386.00	Peak	V	-	-	-66.12	8.95	49.83	73.98	-24.15
12310.00	Avg	V	-	-	-81.38	14.27	39.89	53.98	-14.09
12310.00	Peak	V	-	-	-69.54	14.27	51.73	73.98	-22.25

Table 7-30. Radiated Measurements MIMO (106 Tones) - Q

Worst Case Mode: 802.11ax OFDMA
 Worst Case Transfer Rate: MCS0
 RU Index: 61
 Distance of Measurements: 3 Meters
 Operating Frequency: 2412MHz
 Channel: 01

Frequency [MHz]	Detector	Ant. Pol. [H/V]	Antenna Height [cm]	Turntable Azimuth [degree]	Analyzer Level [dBm]	AFCL [dB/m]	Field Strength [dBµV/m]	Limit [dBµV/m]	Margin [dB]
4824.00	Avg	V	-	-	-76.89	3.60	33.71	53.98	-20.27
4824.00	Peak	V	-	-	-65.20	3.60	45.40	73.98	-28.58
12060.00	Avg	V	-	-	-79.41	13.67	41.26	53.98	-12.72
12060.00	Peak	V	-	-	-69.35	13.67	51.32	73.98	-22.66

Table 7-31. Radiated Measurements MIMO (242 Tones) - Q

FCC ID: A3LSMF711U		MEASUREMENT REPORT (CERTIFICATION)		Approved by: Technical Manager
Test Report S/N: 1M2104070032-13.A3L	Test Dates: 04/12/2021-05/26/2021	EUT Type: Portable Handset		Page 103 of 116

Worst Case Mode: 802.11ax OFDMA
 Worst Case Transfer Rate: MCS0
 RU Index: 61
 Distance of Measurements: 3 Meters
 Operating Frequency: 2437MHz
 Channel: 06

Frequency [MHz]	Detector	Ant. Pol. [H/V]	Antenna Height [cm]	Turntable Azimuth [degree]	Analyzer Level [dBm]	AFCL [dB/m]	Field Strength [dBµV/m]	Limit [dBµV/m]	Margin [dB]
4874.00	Avg	V	-	-	-77.65	3.69	33.04	53.98	-20.94
4874.00	Peak	V	-	-	-65.69	3.69	45.00	73.98	-28.98
7311.00	Avg	V	-	-	-80.05	8.85	35.80	53.98	-18.18
7311.00	Peak	V	-	-	-66.88	8.85	48.97	73.98	-25.01
12185.00	Avg	V	-	-	-81.37	13.56	39.19	53.98	-14.79
12185.00	Peak	V	-	-	-69.30	13.56	51.26	73.98	-22.72

Table 7-32. Radiated Measurements MIMO (242 Tones) - Q

Worst Case Mode: 802.11ax OFDMA
 Worst Case Transfer Rate: MCS0
 RU Index: 61
 Distance of Measurements: 3 Meters
 Operating Frequency: 2462MHz
 Channel: 11

Frequency [MHz]	Detector	Ant. Pol. [H/V]	Antenna Height [cm]	Turntable Azimuth [degree]	Analyzer Level [dBm]	AFCL [dB/m]	Field Strength [dBµV/m]	Limit [dBµV/m]	Margin [dB]
4924.00	Avg	V	-	-	-78.51	4.17	32.66	53.98	-21.32
4924.00	Peak	V	-	-	-66.55	4.17	44.62	73.98	-29.36
7386.00	Avg	V	-	-	-79.66	8.95	36.29	53.98	-17.69
7386.00	Peak	V	-	-	-68.00	8.95	47.95	73.98	-26.03
12310.00	Avg	V	-	-	-81.30	14.27	39.97	53.98	-14.01
12310.00	Peak	V	-	-	-68.94	14.27	52.33	73.98	-21.65

Table 7-33. Radiated Measurements MIMO (242 Tones) – Q

FCC ID: A3LSMF711U		MEASUREMENT REPORT (CERTIFICATION)		Approved by: Technical Manager
Test Report S/N: 1M2104070032-13.A3L	Test Dates: 04/12/2021-05/26/2021	EUT Type: Portable Handset		Page 104 of 116

Worst Case Mode: 802.11ax OFDMA
Worst Case Transfer Rate: MCS0
RU Index: 53
Distance of Measurements: 3 Meters
Operating Frequency: 2412MHz
Channel: 01

Frequency [MHz]	Detector	Ant. Pol. [H/V]	Antenna Height [cm]	Turntable Azimuth [degree]	Analyzer Level [dBm]	AFCL [dB/m]	Field Strength [dBμV/m]	Limit [dBμV/m]	Margin [dB]
4824.00	Avg	H	112	126	-74.99	6.80	38.81	53.98	-15.17
4824.00	Peak	H	112	126	-64.34	6.80	49.46	73.98	-24.52
12060.00	Avg	H	-	-	-81.43	18.06	43.63	53.98	-10.35
12060.00	Peak	H	-	-	-70.24	18.06	54.82	73.98	-19.16

Table 7-34. Radiated Measurements MIMO (106 Tones) - N

Worst Case Mode: 802.11ax OFDMA
Worst Case Transfer Rate: MCS0
RU Index: 53
Distance of Measurements: 3 Meters
Operating Frequency: 2437MHz
Channel: 06

Frequency [MHz]	Detector	Ant. Pol. [H/V]	Antenna Height [cm]	Turntable Azimuth [degree]	Analyzer Level [dBm]	AFCL [dB/m]	Field Strength [dBμV/m]	Limit [dBμV/m]	Margin [dB]
4874.00	Avg	H	311	123	-77.95	7.32	36.37	53.98	-17.61
4874.00	Peak	H	311	123	-66.98	7.32	47.34	73.98	-26.64
7311.00	Avg	H	125	354	-69.23	12.45	50.22	53.98	-3.75
7311.00	Peak	H	125	354	-52.73	12.45	66.72	73.98	-7.25
12185.00	Avg	H	-	-	-81.85	18.35	43.50	53.98	-10.48
12185.00	Peak	H	-	-	-70.79	18.35	54.56	73.98	-19.42

Table 7-35. Radiated Measurements MIMO (106 Tones) - N

FCC ID: A3LSMF711U		MEASUREMENT REPORT (CERTIFICATION)		Approved by: Technical Manager
Test Report S/N: 1M2104070032-13.A3L	Test Dates: 04/12/2021-05/26/2021	EUT Type: Portable Handset		Page 105 of 116

Worst Case Mode: 802.11ax OFDMA
 Worst Case Transfer Rate: MCS0
 RU Index: 53
 Distance of Measurements: 3 Meters
 Operating Frequency: 2462MHz
 Channel: 11

Frequency [MHz]	Detector	Ant. Pol. [H/V]	Antenna Height [cm]	Turntable Azimuth [degree]	Analyzer Level [dBm]	AFCL [dB/m]	Field Strength [dBµV/m]	Limit [dBµV/m]	Margin [dB]
4924.00	Avg	H	117	123	-73.89	7.44	40.55	53.98	-13.43
4924.00	Peak	H	117	123	-62.55	7.44	51.89	73.98	-22.09
7386.00	Avg	H	102	312	-68.37	12.26	50.89	53.98	-3.09
7386.00	Peak	H	102	312	-51.18	12.26	68.08	73.98	-5.90
12310.00	Avg	H	-	-	-82.14	18.69	43.55	53.98	-10.43
12310.00	Peak	H	-	-	-70.78	18.69	54.91	73.98	-19.07

Table 7-36. Radiated Measurements MIMO (106 Tones) - N

Worst Case Mode: 802.11ax OFDMA
 Worst Case Transfer Rate: MCS0
 RU Index: 61
 Distance of Measurements: 3 Meters
 Operating Frequency: 2412MHz
 Channel: 01

Frequency [MHz]	Detector	Ant. Pol. [H/V]	Antenna Height [cm]	Turntable Azimuth [degree]	Analyzer Level [dBm]	AFCL [dB/m]	Field Strength [dBµV/m]	Limit [dBµV/m]	Margin [dB]
4824.00	Avg	H	-	-	-78.23	6.80	35.57	53.98	-18.41
4824.00	Peak	H	-	-	-66.50	6.80	47.30	73.98	-26.68
12060.00	Avg	H	-	-	-81.64	18.06	43.42	53.98	-10.56
12060.00	Peak	H	-	-	-69.70	18.06	55.36	73.98	-18.62

Table 7-37. Radiated Measurements MIMO (242 Tones) - N

FCC ID: A3LSMF711U		MEASUREMENT REPORT (CERTIFICATION)		Approved by: Technical Manager
Test Report S/N: 1M2104070032-13.A3L	Test Dates: 04/12/2021-05/26/2021	EUT Type: Portable Handset		Page 106 of 116

Worst Case Mode: 802.11ax OFDMA
 Worst Case Transfer Rate: MCS0
 RU Index: 61
 Distance of Measurements: 3 Meters
 Operating Frequency: 2437MHz
 Channel: 06

Frequency [MHz]	Detector	Ant. Pol. [H/V]	Antenna Height [cm]	Turntable Azimuth [degree]	Analyzer Level [dBm]	AFCL [dB/m]	Field Strength [dBµV/m]	Limit [dBµV/m]	Margin [dB]
4874.00	Avg	H	-	-	-79.23	7.32	35.09	53.98	-18.89
4874.00	Peak	H	-	-	-68.42	7.32	45.90	73.98	-28.08
7311.00	Avg	H	100	313	-69.82	12.45	49.63	53.98	-4.34
7311.00	Peak	H	100	313	-56.23	12.45	63.22	73.98	-10.75
12185.00	Avg	H	-	-	-81.83	18.35	43.52	53.98	-10.46
12185.00	Peak	H	-	-	-71.22	18.35	54.13	73.98	-19.85

Table 7-38. Radiated Measurements MIMO (242 Tones) - N

Worst Case Mode: 802.11ax OFDMA
 Worst Case Transfer Rate: MCS0
 RU Index: 61
 Distance of Measurements: 3 Meters
 Operating Frequency: 2462MHz
 Channel: 11

Frequency [MHz]	Detector	Ant. Pol. [H/V]	Antenna Height [cm]	Turntable Azimuth [degree]	Analyzer Level [dBm]	AFCL [dB/m]	Field Strength [dBµV/m]	Limit [dBµV/m]	Margin [dB]
4924.00	Avg	H	124	131	-78.15	7.44	36.29	53.98	-17.69
4924.00	Peak	H	124	131	-66.98	7.44	47.46	73.98	-26.52
7386.00	Avg	H	100	302	-71.85	12.26	47.41	53.98	-6.57
7386.00	Peak	H	100	302	-58.75	12.26	60.51	73.98	-13.47
12310.00	Avg	H	-	-	-82.14	18.69	43.55	53.98	-10.43
12310.00	Peak	H	-	-	-70.49	18.69	55.20	73.98	-18.78

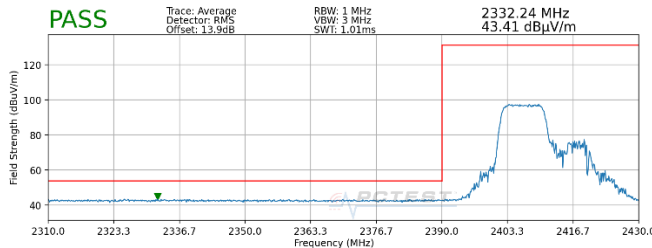
Table 7-39. Radiated Measurements MIMO (242 Tones) - N

FCC ID: A3LSMF711U		MEASUREMENT REPORT (CERTIFICATION)		Approved by: Technical Manager
Test Report S/N: 1M2104070032-13.A3L	Test Dates: 04/12/2021-05/26/2021	EUT Type: Portable Handset		Page 107 of 116

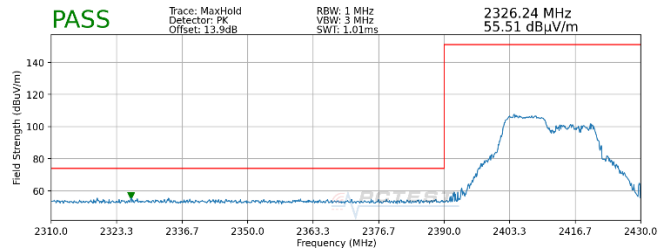
7.7.3 SISO Antenna-2 Radiated Restricted Band Edge Measurements §15.205 §15.209; RSS-Gen [8.9]

The radiated restricted band edge measurements are measured with an EMI test receiver connected to the receive antenna while the EUT is transmitting.

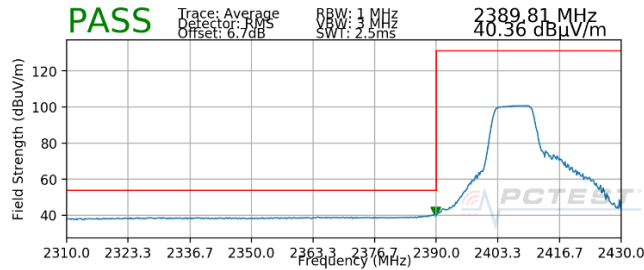
Worst Case Mode:	802.11ax OFDMA
Worst Case Transfer Rate:	MCS0
RU Index:	53
Distance of Measurements:	3 Meters
Operating Frequency:	2412MHz
Channel:	1



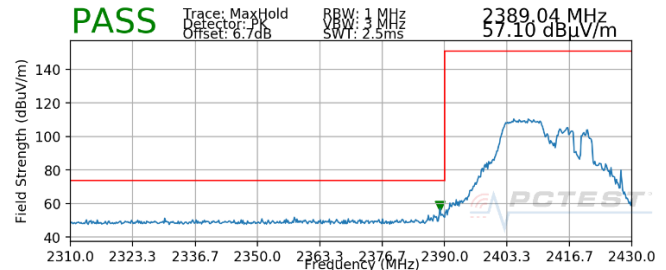
Plot 7-145. Radiated Restricted Lower Band Edge Measurement SISO ANT2 (Average – 106 Tones) - Q



Plot 7-146. Radiated Restricted Lower Band Edge Measurement SISO ANT2 (Peak – 106 Tones) - Q



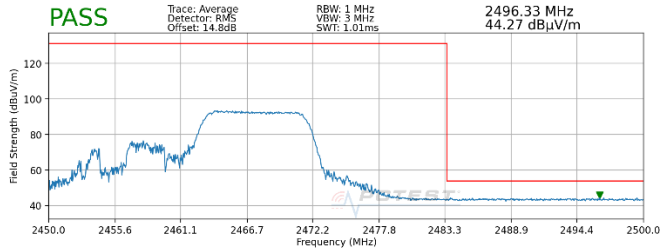
Plot 7-147. Radiated Restricted Lower Band Edge Measurement SISO ANT2 (Average – 106 Tones) - N



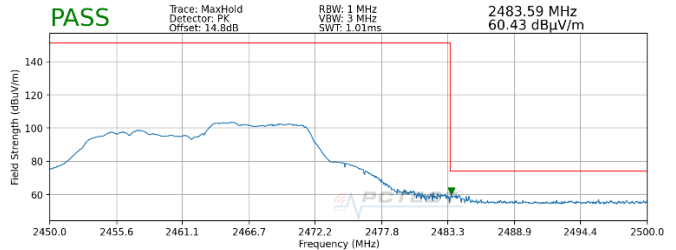
Plot 7-148. Radiated Restricted Lower Band Edge Measurement SISO ANT2 (Peak – 106 Tones) - N

FCC ID: A3LSMF711U		MEASUREMENT REPORT (CERTIFICATION)		Approved by: Technical Manager
Test Report S/N: 1M2104070032-13.A3L	Test Dates: 04/12/2021-05/26/2021	EUT Type: Portable Handset		Page 108 of 116

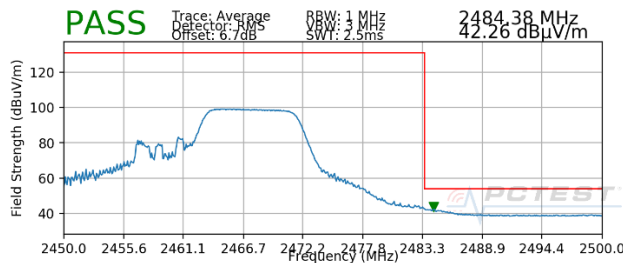
Worst Case Mode: 802.11ax OFDMA
 Worst Case Transfer Rate: MCS0
 RU Index: 54
 Distance of Measurements: 3 Meters
 Operating Frequency: 2462MHz
 Channel: 11



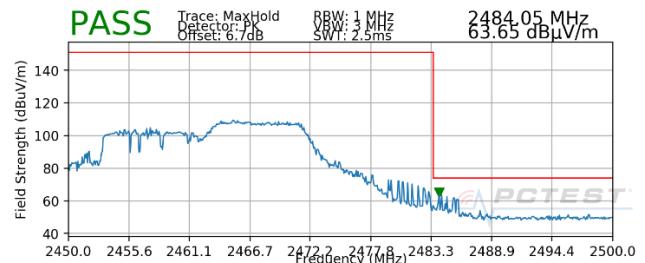
Plot 7-149. Radiated Restricted Upper Band Edge Measurement SISO ANT2 (Average – 106 Tones) - Q



Plot 7-150. Radiated Restricted Upper Band Edge Measurement SISO ANT2 (Peak – 106 Tones) - Q



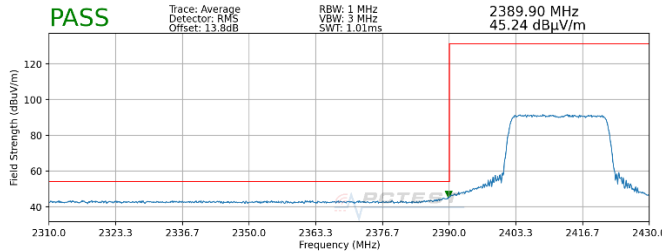
Plot 7-151. Radiated Restricted Upper Band Edge Measurement SISO ANT2 (Average – 106 Tones) - N



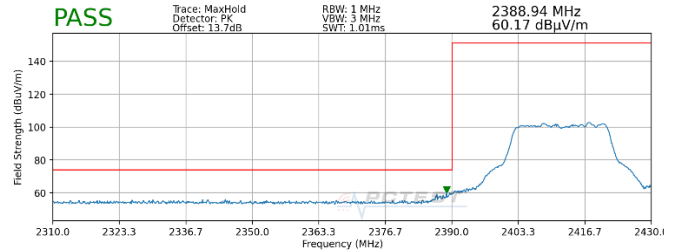
Plot 7-152. Radiated Restricted Upper Band Edge Measurement SISO ANT2 (Peak – 106 Tones) - N

FCC ID: A3LSMF711U		MEASUREMENT REPORT (CERTIFICATION)		Approved by: Technical Manager
Test Report S/N: 1M2104070032-13.A3L	Test Dates: 04/12/2021-05/26/2021	EUT Type: Portable Handset		Page 109 of 116

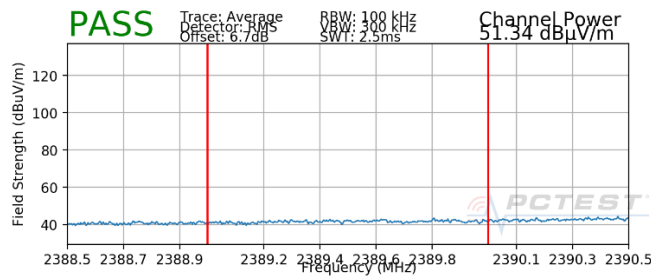
Worst Case Mode: 802.11ax OFDMA
 Worst Case Transfer Rate: MCS0
 RU Index: 61
 Distance of Measurements: 3 Meters
 Operating Frequency: 2412MHz
 Channel: 1



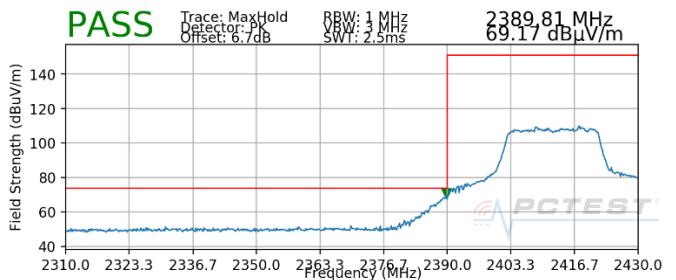
Plot 7-153. Radiated Restricted Lower Band Edge Measurement SISO ANT2 (Average – 242 Tones) - Q



Plot 7-154. Radiated Restricted Lower Band Edge Measurement SISO ANT2 (Peak – 242 Tones) - Q



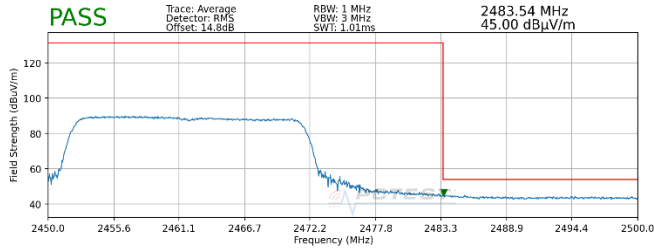
Plot 7-155. Radiated Restricted Lower Band Edge Measurement SISO ANT2 (Average – 242 Tones) - N



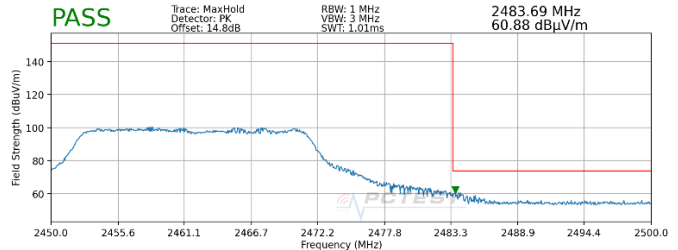
Plot 7-156. Radiated Restricted Lower Band Edge Measurement SISO ANT2 (Peak – 242 Tones) - N

FCC ID: A3LSMF711U		MEASUREMENT REPORT (CERTIFICATION)		Approved by: Technical Manager
Test Report S/N: 1M2104070032-13.A3L	Test Dates: 04/12/2021-05/26/2021	EUT Type: Portable Handset		Page 110 of 116

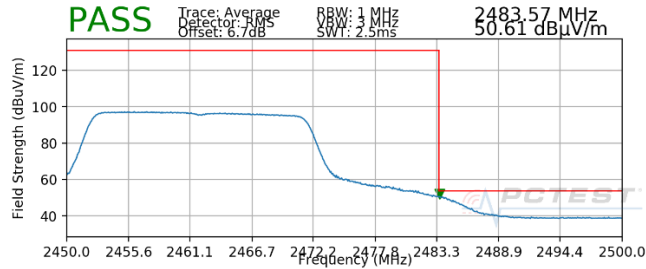
Worst Case Mode: 802.11ax OFDMA
 Worst Case Transfer Rate: MCS0
 RU Index: 61
 Distance of Measurements: 3 Meters
 Operating Frequency: 2462MHz
 Channel: 11



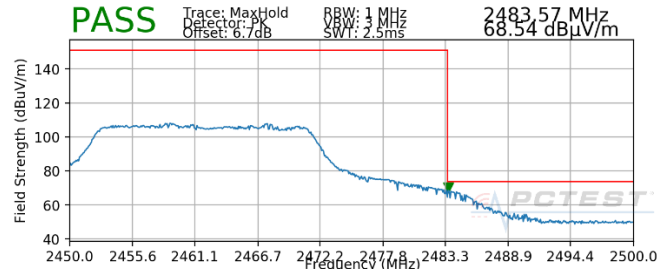
Plot 7-157. Radiated Restricted Upper Band Edge Measurement SISO ANT2 (Average – 242 Tones) - Q



Plot 7-158. Radiated Restricted Upper Band Edge Measurement SISO ANT2 (Peak – 242 Tones) - Q



Plot 7-159. Radiated Restricted Upper Band Edge Measurement SISO ANT2 (Average – 242 Tones) - N



Plot 7-160. Radiated Restricted Upper Band Edge Measurement SISO ANT2 (Peak – 242 Tones) - N

FCC ID: A3LSMF711U		MEASUREMENT REPORT (CERTIFICATION)		Approved by: Technical Manager
Test Report S/N: 1M2104070032-13.A3L	Test Dates: 04/12/2021-05/26/2021	EUT Type: Portable Handset		Page 111 of 116