


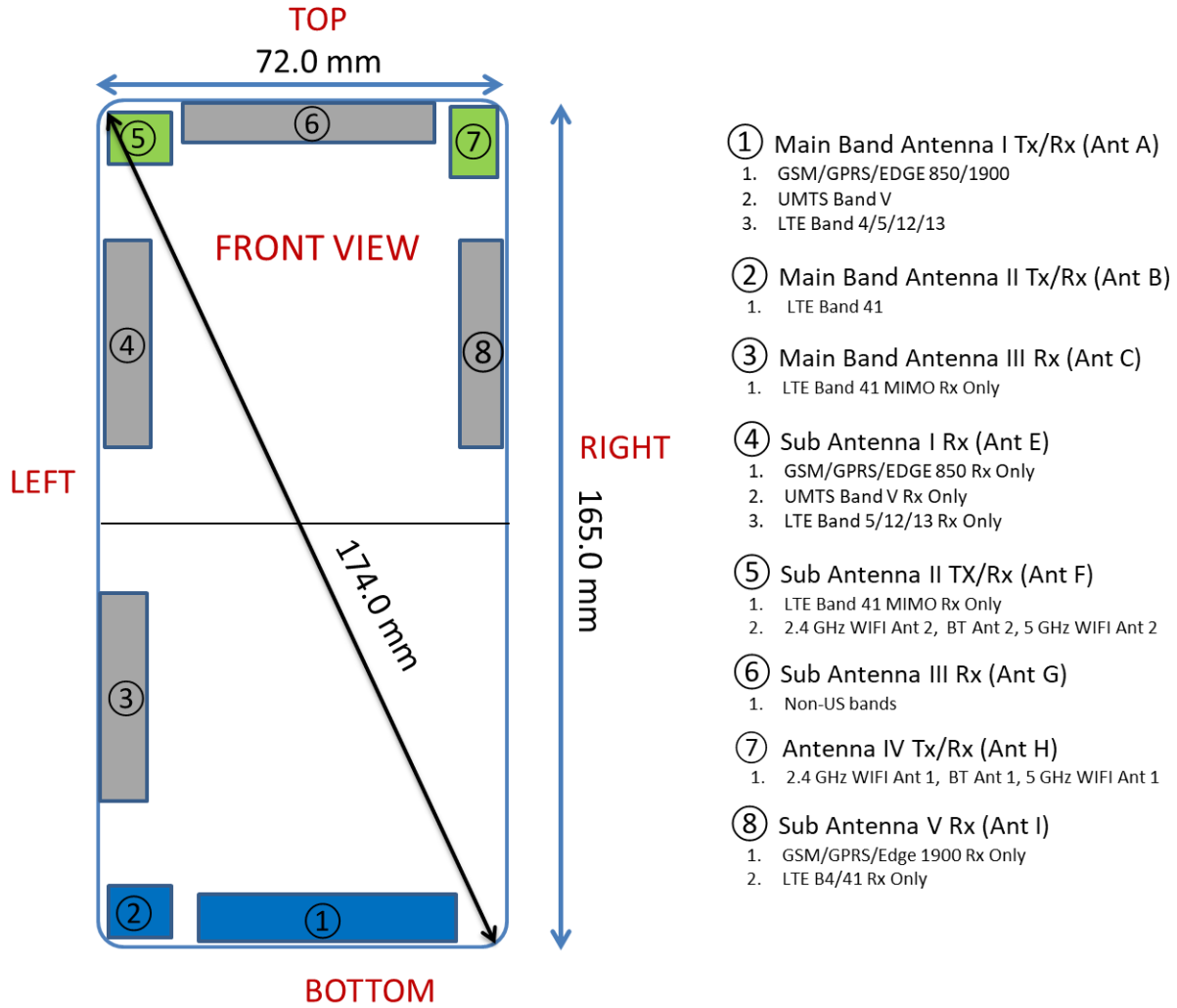


APPENDIX E: DUT ANTENNA DIAGRAM & SAR TEST SETUP PHOTOGRAPHS


FCC ID: A3LSMF711JPN	 PCTEST <small>Proud to be part of </small>	SAR EVALUATION REPORT		Approved by: Quality Manager
Test Dates: 06/28/2021-07/31/2021	DUT Type: Portable Handset			APPENDIX E: Page 1 of 19



- ① Main Band Antenna I Tx/Rx (Ant A)
 1. GSM/GPRS/EDGE 850/1900
 2. UMTS Band V
 3. LTE Band 4/5/12/13
- ② Main Band Antenna II Tx/Rx (Ant B)
 1. LTE Band 41
- ③ Main Band Antenna III Rx (Ant C)
 1. LTE Band 41 MIMO Rx Only
- ④ Sub Antenna I Rx (Ant E)
 1. GSM/GPRS/EDGE 850 Rx Only
 2. UMTS Band V Rx Only
 3. LTE Band 5/12/13 Rx Only
- ⑤ Sub Antenna II TX/Rx (Ant F)
 1. LTE Band 41 MIMO Rx Only
 2. 2.4 GHz WIFI Ant 2, BT Ant 2, 5 GHz WIFI Ant 2
- ⑥ Sub Antenna III Rx (Ant G)
 1. Non-US bands
- ⑦ Antenna IV Tx/Rx (Ant H)
 1. 2.4 GHz WIFI Ant 1, BT Ant 1, 5 GHz WIFI Ant 1
- ⑧ Sub Antenna V Rx (Ant I)
 1. GSM/GPRS/Edge 1900 Rx Only
 2. LTE B4/41 Rx Only

Note: Exact antenna dimensions and separation distances are shown in the Technical Descriptions in the FCC Filing.

Figure E-1
DUT Antenna Locations Open Configuration

FCC ID: A3LSMF711JPN	 PCTEST Proud to be part of  Samsung	SAR EVALUATION REPORT		Approved by: Quality Manager
Test Dates: 06/28/2021-07/31/2021	DUT Type: Portable Handset	APPENDIX E: Page 2 of 19		

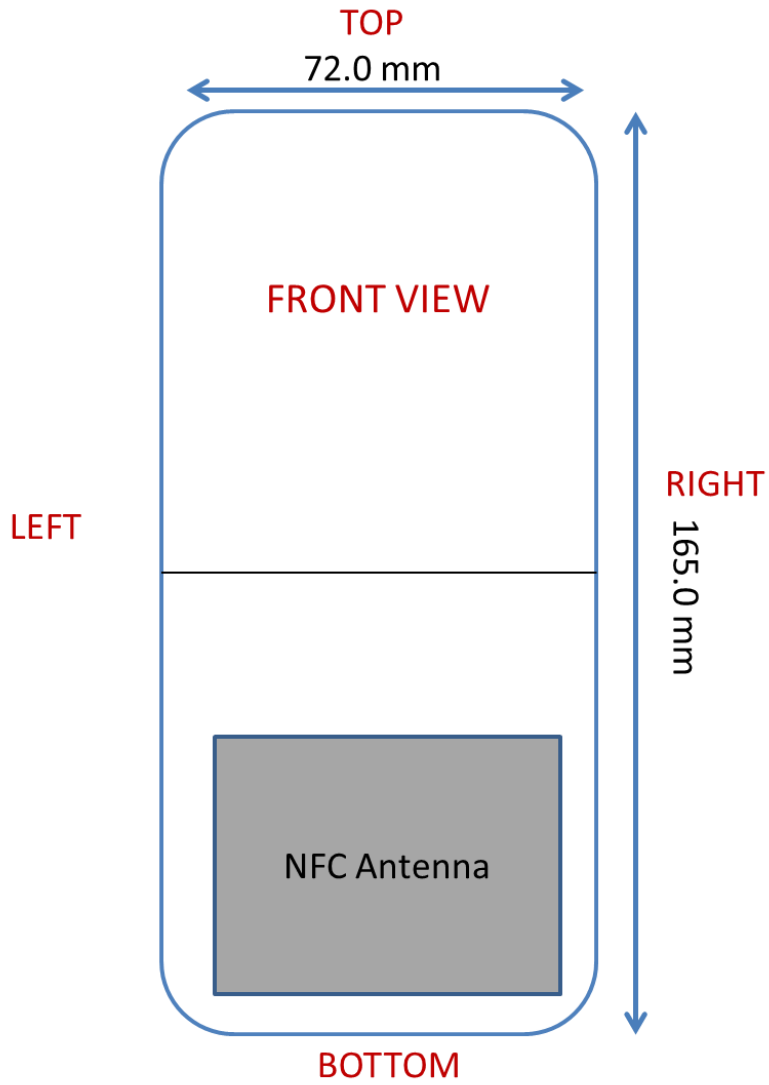
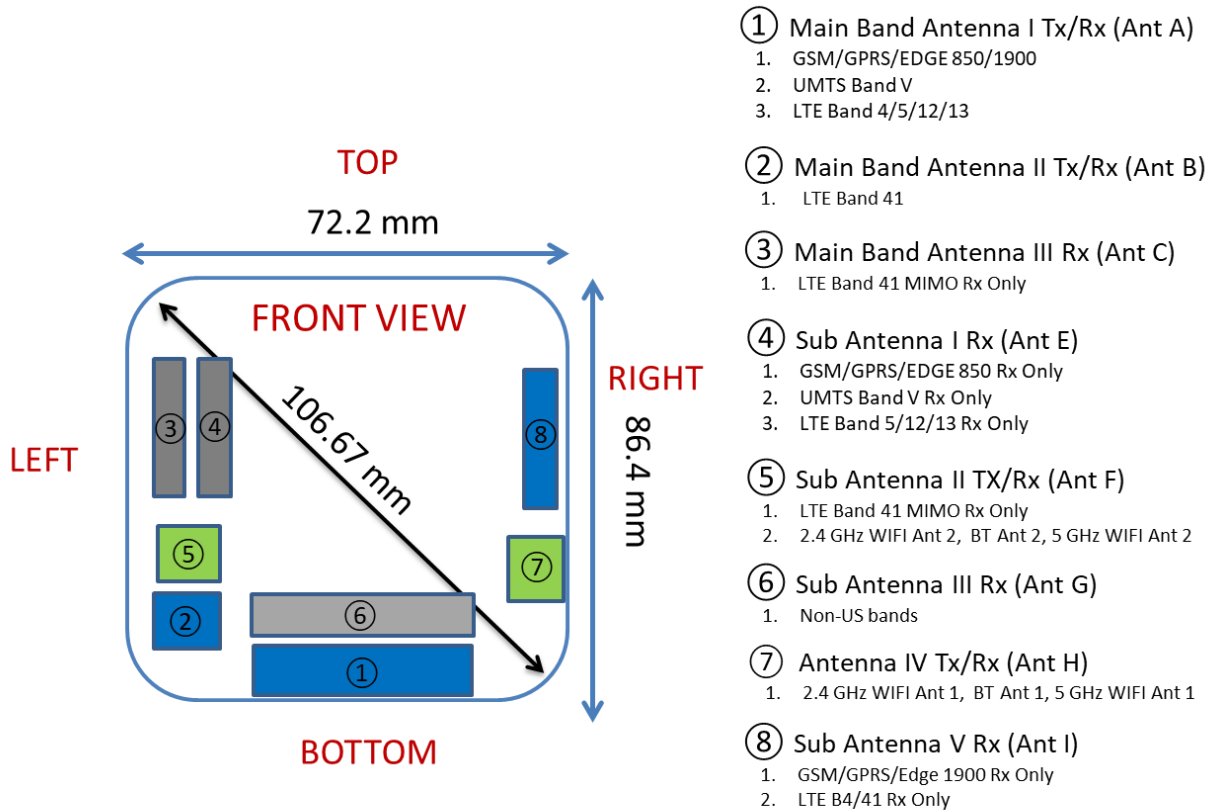
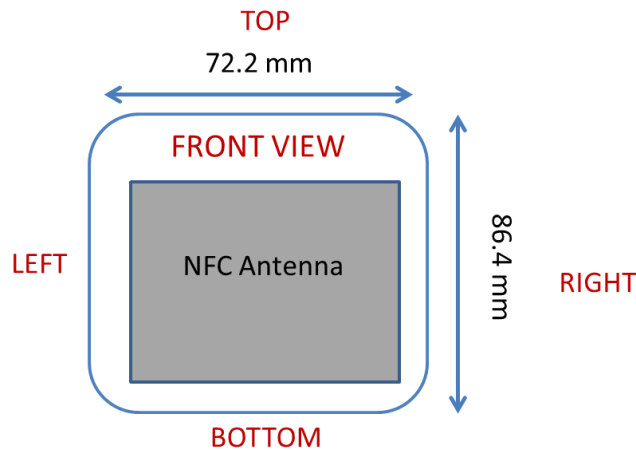


Figure E-2
NFC Antenna Open Configuration Locations

FCC ID: A3LSMF711JPN	 <small>Proud to be part of Samsung</small>	SAR EVALUATION REPORT	 Approved by: Quality Manager
Test Dates: 06/28/2021-07/31/2021	DUT Type: Portable Handset	APPENDIX E: Page 3 of 19	




**Figure E-3
 DUT Antenna Locations Closed Configuration**




**Figure E-4
 NFC Antenna Closed Configuration Locations**


FCC ID: A3LSMF711JPN	 <small>Proud to be part of</small> 	SAR EVALUATION REPORT	Approved by: Quality Manager
Test Dates: 06/28/2021-07/31/2021	DUT Type: Portable Handset	APPENDIX E: Page 4 of 19	




SAR Test Setup Photo 1 – Head, Right Cheek, 0 mm




SAR Test Setup Photo 2 – Head, Right Tilt, 0 mm


FCC ID: A3LSMF711JPN	 <small>Proud to be part of the Samsung</small>	SAR EVALUATION REPORT	 Approved by: Quality Manager
Test Dates: 06/28/2021-07/31/2021 <small>© 2021 PCTEST</small>	DUT Type: Portable Handset	APPENDIX E: Page 5 of 19	




SAR Test Setup Photo 3 – Head, Left Cheek, 0 mm




SAR Test Setup Photo 4 – Head, Left Tilt, 0mm



FCC ID: A3LSMF711JPN	 <small>Proud to be part of the Samsung</small>	SAR EVALUATION REPORT	Approved by: Quality Manager
Test Dates: 06/28/2021-07/31/2021	DUT Type: Portable Handset	APPENDIX E: Page 6 of 19	




SAR Test Setup Photo 5 – Body-Worn, Back Side at 15 mm




SAR Test Setup Photo 6 – Hotspot, Back Side, 10 mm



FCC ID: A3LSMF711JPN	 <small>Proud to be part of the</small>	SAR EVALUATION REPORT	 Approved by: Quality Manager
Test Dates: 06/28/2021-07/31/2021	DUT Type: Portable Handset	APPENDIX E: Page 7 of 19	




SAR Test Setup Photo 7 – Phablet, Back Side, 8 mm




SAR Test Setup Photo 8 – Phablet, Back Side, 0 mm



FCC ID: A3LSMF711JPN	 <small>Proud to be part of the Samsung</small>	SAR EVALUATION REPORT	 Approved by: Quality Manager
Test Dates: 06/28/2021-07/31/2021	DUT Type: Portable Handset	APPENDIX E: Page 8 of 19	




SAR Test Setup Photo 9 – Hotspot, Front Side, 10 mm



SAR Test Setup Photo 10 – Phablet, Front Side, 6 mm



FCC ID: A3LSMF711JPN	 <small>Proud to be part of the Samsung</small>	SAR EVALUATION REPORT	 Approved by: Quality Manager
Test Dates: 06/28/2021-07/31/2021 <small>© 2021 PCTEST</small>	DUT Type: Portable Handset	APPENDIX E: Page 9 of 19	



SAR Test Setup Photo 11 – Phablet, Front Side, 0 mm



SAR Test Setup Photo 12 – Hotspot, Top Edge, 10 mm

FCC ID: A3LSMF711JPN	 <small>Proud to be part of the</small>	SAR EVALUATION REPORT	 Approved by: Quality Manager
Test Dates: 06/28/2021-07/31/2021	DUT Type: Portable Handset	APPENDIX E: Page 10 of 19	



SAR Test Setup Photo 13 – Phablet, Top Edge, 0 mm



SAR Test Setup Photo 14 – Phablet, Bottom Edge, 11 mm

FCC ID: A3LSMF711JPN	 Proud to be part of  Samsung	SAR EVALUATION REPORT	Approved by: Quality Manager
Test Dates: 06/28/2021-07/31/2021	DUT Type: Portable Handset	APPENDIX E: Page 11 of 19	




SAR Test Setup Photo 15 – Hotspot, Bottom Edge, 10 mm



SAR Test Setup Photo 16 – Phablet, Bottom Edge, 0 mm


FCC ID: A3LSMF711JPN	 <small>Proud to be part of the Samsung</small>	SAR EVALUATION REPORT	Approved by: Quality Manager
Test Dates: 06/28/2021-07/31/2021	DUT Type: Portable Handset	APPENDIX E: Page 12 of 19	




SAR Test Setup Photo 17 – Hotspot, Right Edge, 10 mm




SAR Test Setup Photo 18 – Phablet, Right Edge, 0 mm



FCC ID: A3LSMF711JPN	 <small>Proud to be part of </small>	SAR EVALUATION REPORT	 Approved by: Quality Manager
Test Dates: 06/28/2021-07/31/2021	DUT Type: Portable Handset	APPENDIX E: Page 13 of 19	




SAR Test Setup Photo 19 – Hotspot, Left Edge, 10 mm




SAR Test Setup Photo 20 – Phablet, Left Edge, 0 mm

FCC ID: A3LSMF711JPN	 <small>Proud to be part of @khanlab</small>	SAR EVALUATION REPORT	 Approved by: Quality Manager
Test Dates: 06/28/2021-07/31/2021	DUT Type: Portable Handset	APPENDIX E: Page 14 of 19	



SAR Test Setup Photo 21 – Vertical and Horizontal Reference Lines


FCC ID: A3LSMF711JPN	 <small>Proud to be part of </small>	SAR EVALUATION REPORT	Approved by: Quality Manager
Test Dates: 06/28/2021-07/31/2021	DUT Type: Portable Handset		APPENDIX E: Page 15 of 19



SAR Test Setup Photo 22 – Closed Body-Worn Back Side, 15 mm




SAR Test Setup Photo 23 – Closed Hotspot, Back Side, 5 mm




FCC ID: A3LSMF711JPN	 <small>Proud to be part of the Samsung</small>	SAR EVALUATION REPORT	 Approved by: Quality Manager
Test Dates: 06/28/2021-07/31/2021 <small>© 2021 PCTEST</small>	DUT Type: Portable Handset	APPENDIX E: Page 16 of 19	




SAR Test Setup Photo 24 – Closed Hotspot, Front Side, 5 mm




SAR Test Setup Photo 25 – Closed Hotspot, Top Edge, 5 mm



FCC ID: A3LSMF711JPN	 <small>Proud to be part of </small>	SAR EVALUATION REPORT	 Approved by: Quality Manager
Test Dates: 06/28/2021-07/31/2021	DUT Type: Portable Handset	APPENDIX E: Page 17 of 19	




SAR Test Setup Photo 26 – Closed Hotspot, Bottom Edge, 5 mm





SAR Test Setup Photo 27 – Closed Hotspot, Right Edge, 5 mm

FCC ID: A3LSMF711JPN	 <small>Proud to be part of</small> 	SAR EVALUATION REPORT	Approved by: Quality Manager
Test Dates: 06/28/2021-07/31/2021	DUT Type: Portable Handset	APPENDIX E: Page 18 of 19	



SAR Test Setup Photo 28 – Closed Hotspot, Left Edge, 5 mm

FCC ID: A3LSMF711JPN	 <small>Proud to be part of </small>	SAR EVALUATION REPORT	Approved by: Quality Manager
Test Dates: 06/28/2021-07/31/2021	DUT Type: Portable Handset	APPENDIX E: Page 19 of 19	