



## APPENDIX D: SAR SYSTEM VALIDATION

Per FCC KDB Publication 865664 D02v01r02, SAR system validation status should be documented to confirm measurement accuracy. The SAR systems (including SAR probes, system components and software versions) used for this device were validated against its performance specifications prior to the SAR measurements. Reference dipoles were used with the required tissue- equivalent media for system validation, according to the procedures outlined in FCC KDB Publication 865664 D01v01r04 and IEEE 1528-2013. Since SAR probe calibrations are frequency dependent, each probe calibration point was validated at a frequency within the valid frequency range of the probe calibration point, using the system that normally operates with the probe for routine SAR measurements and according to the required tissue-equivalent media.

A tabulated summary of the system validation status including the validation date(s), measurement frequencies, SAR probes and tissue dielectric parameters has been included.

**Table D-1**  
**SAR System Validation Summary – 1g**



SAR System	Freq. (MHz)	Date	Probe SN	Probe Cal Point		Cond. ( $\sigma$ )	Perm. ( $\epsilon_r$ )	CW VALIDATION			MOD. VALIDATION		
								SENSITIVITY	PROBE LINEARITY	PROBE ISOTROPY	MOD. TYPE	DUTY FACTOR	PAR
E	750	01/13/2021	7571	750	Head	0.907	42.099	PASS	PASS	PASS	N/A	N/A	N/A
E	835	01/13/2021	7571	835	Head	0.939	41.893	PASS	PASS	PASS	GMSK	PASS	N/A
P	1750	09/09/2020	7308	1750	Head	1.384	41.983	PASS	PASS	PASS	N/A	N/A	N/A
I	1900	03/08/2021	7551	1900	Head	1.448	39.437	PASS	PASS	PASS	GMSK	PASS	N/A
E	2450	01/07/2021	7571	2450	Head	1.847	39.716	PASS	PASS	PASS	OFDM/TDD	PASS	PASS
E	2600	01/07/2021	7571	2600	Head	2.025	39.117	PASS	PASS	PASS	TDD	PASS	N/A
K	5250	03/24/2021	7538	5250	Head	4.577	36.451	PASS	PASS	PASS	OFDM	N/A	PASS
K	5600	03/24/2021	7538	5600	Head	4.972	37.736	PASS	PASS	PASS	OFDM	N/A	PASS
K	5750	03/24/2021	7538	5750	Head	5.166	35.643	PASS	PASS	PASS	OFDM	N/A	PASS
G	750	05/27/2021	7357	750	Body	0.997	53.630	PASS	PASS	PASS	N/A	N/A	N/A
H	835	03/31/2021	7410	835	Body	0.988	54.762	PASS	PASS	PASS	GMSK	PASS	N/A
H	835	07/04/2021	7409	835	Body	0.938	52.574	PASS	PASS	PASS	GMSK	PASS	N/A
P	1750	09/08/2020	7308	1750	Body	1.478	52.861	PASS	PASS	PASS	N/A	N/A	N/A
D	1750	03/01/2021	3589	1750	Body	1.480	51.896	PASS	PASS	PASS	N/A	N/A	N/A
I	1900	01/05/2021	7551	1900	Body	1.520	53.063	PASS	PASS	PASS	GMSK	PASS	N/A
D	1900	03/02/2021	3589	1900	Body	1.587	53.150	PASS	PASS	PASS	GMSK	PASS	N/A
K	2450	03/26/2021	7538	2450	Body	1.962	51.166	PASS	PASS	PASS	OFDM/TDD	PASS	PASS
L	2450	07/02/2021	7539	2450	Body	2.020	52.209	PASS	PASS	PASS	OFDM/TDD	PASS	PASS
K	2600	03/26/2021	7538	2600	Body	2.150	50.908	PASS	PASS	PASS	TDD	PASS	N/A
J	5250	03/22/2021	7526	5250	Body	5.322	47.650	PASS	PASS	PASS	OFDM	N/A	PASS
J	5600	03/22/2021	7526	5600	Body	5.811	47.004	PASS	PASS	PASS	OFDM	N/A	PASS
J	5750	03/22/2021	7526	5750	Body	6.027	46.709	PASS	PASS	PASS	OFDM	N/A	PASS

<b>FCC ID</b> A3LSMF711JPN	 <small>Proud to be part of Samsung</small>	<b>SAR EVALUATION REPORT</b>		<b>Approved by:</b> Quality Manager
<b>Test Dates:</b> 6/28/2021-7/31/2021	<b>DUT Type:</b> Portable Handset	APPENDIX D: Page 1 of 2		

**Table D-2**  
**SAR System Validation Summary – 10g**

SAR System	Freq. (MHz)	Date	Probe SN	Probe Cal Point		Cond. ( $\sigma$ )	Perm. ( $\epsilon_r$ )	CW VALIDATION			MOD. VALIDATION		
								SENSITIVITY	PROBE LINEARITY	PROBE ISOTROPY	MOD. TYPE	DUTY FACTOR	PAR
P	1750	09/08/2020	7308	1750	Body	1.478	52.861	PASS	PASS	PASS	N/A	N/A	N/A
D	1900	03/02/2021	3589	1900	Body	1.587	53.150	PASS	PASS	PASS	GMSK	PASS	N/A
K	2450	03/26/2021	7538	2450	Body	1.962	51.166	PASS	PASS	PASS	OFDM/TDD	PASS	PASS
K	2600	03/26/2021	7538	2600	Body	2.150	50.908	PASS	PASS	PASS	TDD	PASS	N/A
J	5250	03/22/2021	7526	5250	Body	5.322	47.650	PASS	PASS	PASS	OFDM	N/A	PASS
J	5600	03/22/2021	7526	5600	Body	5.811	47.004	PASS	PASS	PASS	OFDM	N/A	PASS
J	5750	03/22/2021	7526	5750	Body	6.027	46.709	PASS	PASS	PASS	OFDM	N/A	PASS

NOTE: The probes have been calibrated for both CW and modulated signals. Modulations in the table above represent test configurations for which the measurement system has been validated per FCC KDB Publication 865664 D01v01r04 for scenarios when CW probe calibrations are used with other signal types. SAR systems were validated for modulated signals with a periodic duty cycle, such as GMSK, or with a high peak to average ratio (>5 dB), such as OFDM according to FCC KDB Publication 865664 D01v01r04

<b>FCC ID</b> A3LSMF711JPN	 <b>PCTEST</b> <small>Proud to be part of the Samsung ecosystem</small>	<b>SAR EVALUATION REPORT</b>		<b>Approved by:</b> Quality Manager
<b>Test Dates:</b> 6/28/2021-7/31/2021	<b>DUT Type:</b> Portable Handset	APPENDIX D: Page 2 of 2		