

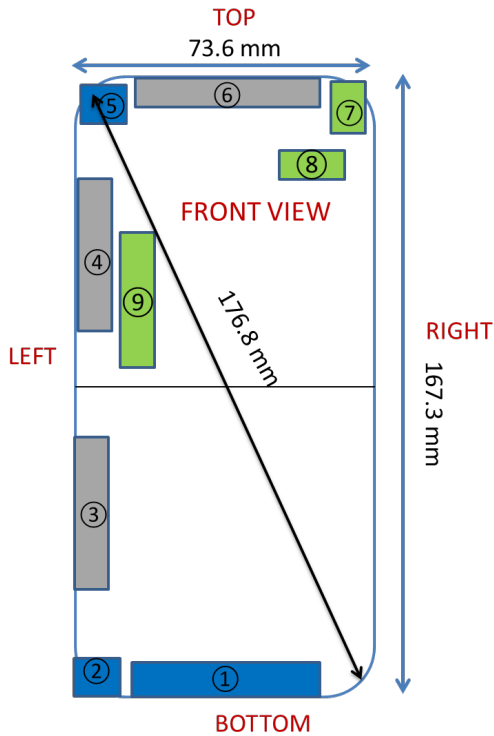


APPENDIX E: DUT ANTENNA DIAGRAM & SAR TEST SETUP PHOTOGRAPHS



FCC ID A3LSMF707U	 PCTEST <small>Proud to be part of @element</small>	SAR EVALUATION REPORT		Approved by: Quality Manager
Test Dates: 05/18/20 – 07/11/20	DUT Type: Portable Handset			APPENDIX E: Page 1 of 19



- ① Main Band Antenna I Tx/Rx
 1. GSM/GPRS/EDGE 850/1900
 2. UMTS Band II/IV/V
 3. CDMA BC10/0/1
 4. LTE Band 2/4/5/12/13/14/25/26/30/66/71
 5. LTE Band 29 Rx Only
 6. NR Band n2/5/25/66/71
- ② Main Band Antenna II Tx/Rx
 1. LTE Band 7/38/41
 2. NR Band n41 Rx Only
- ③ Main Band Antenna III Rx
 1. LTE Band 2/4/7/25/30/66/41 MIMO
 2. NR Band n41 MIMO
 3. LTE Band 48 Rx Only
- ④ Sub Antenna I Rx
 1. GSM/GPRS/EDGE 850
 2. UMTS Band V
 3. CDMA BC10/0
 4. LTE Band 5/12/13/14/26/29/71
 5. LTE Band 2/4/7/25/30/41/48/66 MIMO
 6. NR Band n2/25/41/66 MIMO
 7. NR Band n5/71
- ⑤ Sub Antenna II Tx/Rx
 1. GSM/GPRS/EDGE 1900 Rx Only
 2. UMTS Band II/IV Rx Only
 3. CDMA BC1 Rx Only
 4. LTE Band 2/4/7/25/30/38/41/66 RX only
 5. LTE Band 48
 6. NR Band n2/25/66 Rx Only
 7. NR Band n41
- ⑥ Sub Antenna III Rx
 1. GPS L1
 2. LTE Band 48 MIMO
- ⑦ WIFI/BT Antenna 1 Tx/Rx
 1. 2.4 GHz WIFI
 2. BT
 3. 5 GHz WIFI
- ⑧ WIFI Antenna II Tx/Rx
 1. 5 GHz WIFI
- ⑨ WIFI Antenna II Tx/Rx
 1. 2.4 GHz WIFI
 2. BT

Note: Exact antenna dimensions and separation distances are shown in the Technical Descriptions in the FCC Filing.

Figure E-1
DUT Antenna Locations Open Configuration

FCC ID A3LSMF707U	 Proud to be part of @element	SAR EVALUATION REPORT		Approved by: Quality Manager
Test Dates: 05/18/20 – 07/11/20	DUT Type: Portable Handset			APPENDIX E: Page 2 of 19

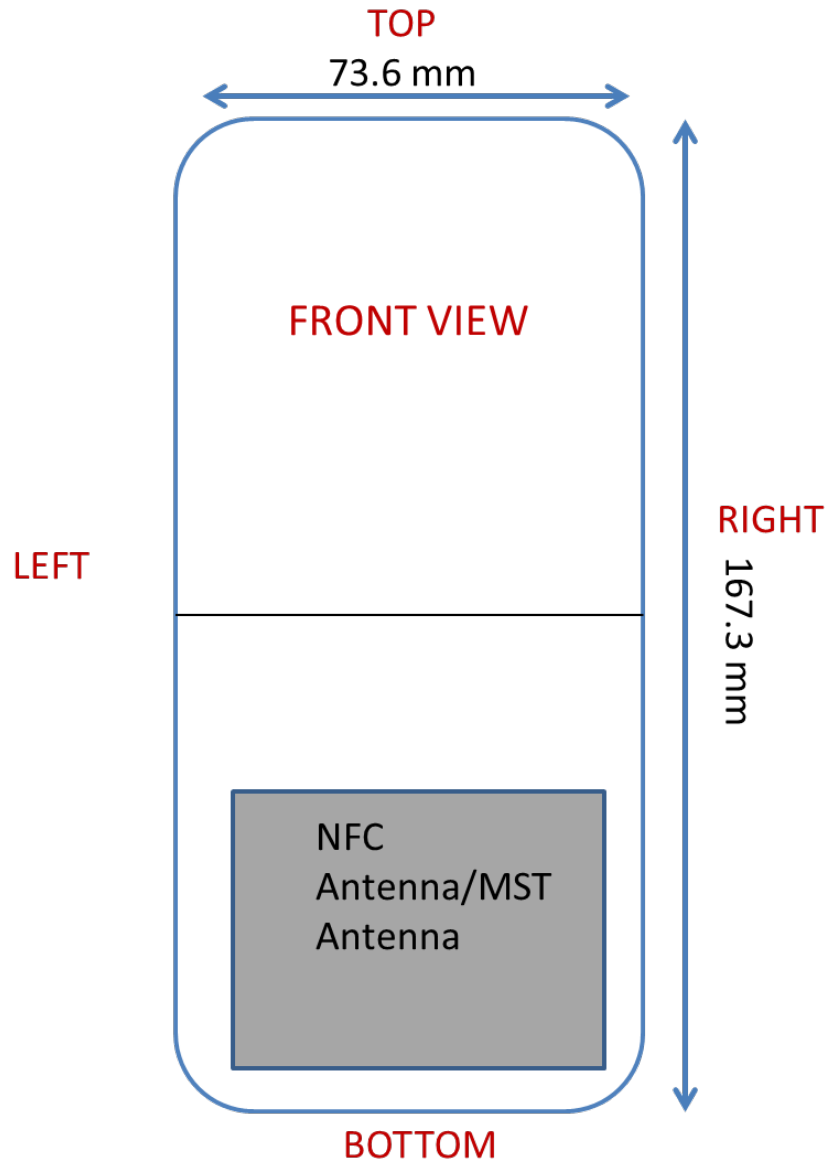




Figure E-2
NFC/MST Antenna & Wireless Charging Open Configuration Locations

FCC ID A3LSMF707U	 <small>Proud to be part of @element</small>	SAR EVALUATION REPORT	 Approved by: Quality Manager
Test Dates: 05/18/20 – 07/11/20	DUT Type: Portable Handset	APPENDIX E: Page 3 of 19	

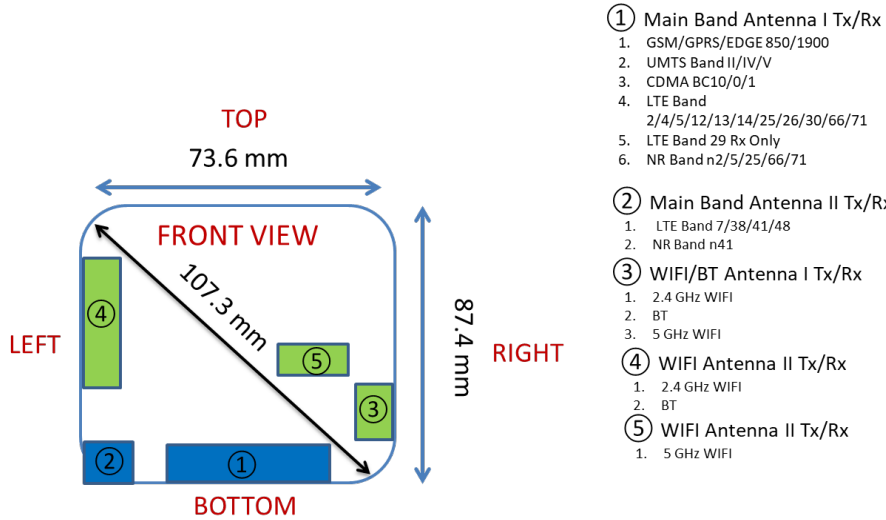


Figure E-3
DUT Antenna Locations Closed Configuration

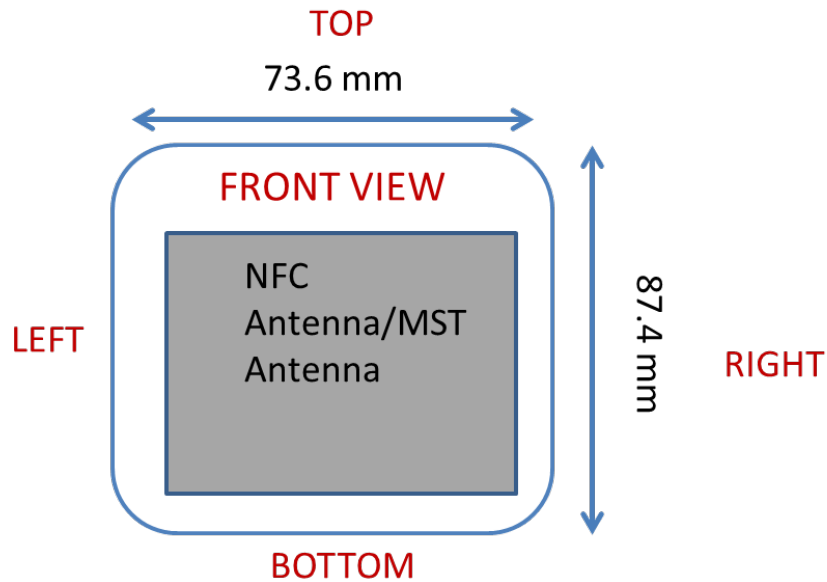






Figure E-4
NFC/MST Antenna & Wireless Charging Closed Configuration Locations



FCC ID A3LSMF707U	 PCTEST Proud to be part of element	SAR EVALUATION REPORT		Approved by: Quality Manager
Test Dates: 05/18/20 – 07/11/20	DUT Type: Portable Handset			APPENDIX E: Page 4 of 19




SAR Test Setup Photo 1 – Right Cheek




SAR Test Setup Photo 2 – Right Tilt



FCC ID A3LSMF707U	 <small>Proud to be part of @element</small>	SAR EVALUATION REPORT		Approved by: Quality Manager
Test Dates: 05/18/20 – 07/11/20	DUT Type: Portable Handset	APPENDIX E: Page 5 of 19		




SAR Test Setup Photo 3 – Left Cheek




SAR Test Setup Photo 4 – Left Tilt



FCC ID A3LSMF707U	 <small>Proud to be part of @element</small>	SAR EVALUATION REPORT	 Approved by: Quality Manager
Test Dates: 05/18/20 – 07/11/20	DUT Type: Portable Handset	APPENDIX E: Page 6 of 19	




SAR Test Setup Photo 5 – Back Side at 15 mm




SAR Test Setup Photo 6 – Back Side at 10 mm



FCC ID A3LSMF707U	 <small>Proud to be part of</small>	SAR EVALUATION REPORT	 Approved by: Quality Manager
Test Dates: 05/18/20 – 07/11/20	DUT Type: Portable Handset	APPENDIX E: Page 7 of 19	




SAR Test Setup Photo 7 – Back Side at 8 mm




SAR Test Setup Photo 8 – Back Side at 0 mm



FCC ID A3LSMF707U	 <small>Proud to be part of @element</small>	SAR EVALUATION REPORT		Approved by: Quality Manager
Test Dates: 05/18/20 – 07/11/20	DUT Type: Portable Handset			APPENDIX E: Page 8 of 19




SAR Test Setup Photo 9 – Front Side at 10 mm




SAR Test Setup Photo 10 – Front Side at 7 mm



FCC ID A3LSMF707U	 <small>Proud to be part of @element</small>	SAR EVALUATION REPORT		Approved by: Quality Manager
Test Dates: 05/18/20 – 07/11/20	DUT Type: Portable Handset			APPENDIX E: Page 9 of 19




SAR Test Setup Photo 11 – Front Side at 0 mm



SAR Test Setup Photo 12 – Top Edge at 10 mm



FCC ID A3LSMF707U	 <small>Proud to be part of @element</small>	SAR EVALUATION REPORT		Approved by: Quality Manager
Test Dates: 05/18/20 – 07/11/20	DUT Type: Portable Handset			APPENDIX E: Page 10 of 19



SAR Test Setup Photo 13 – Top Edge at 0 mm




SAR Test Setup Photo 14 – Bottom Edge at 13 mm



FCC ID A3LSMF707U	 <small>Proud to be part of @element</small>	SAR EVALUATION REPORT	 Approved by: Quality Manager
Test Dates: 05/18/20 – 07/11/20	DUT Type: Portable Handset	APPENDIX E: Page 11 of 19	




SAR Test Setup Photo 15 – Bottom Edge at 10 mm




SAR Test Setup Photo 16 – Bottom Edge at 0 mm



FCC ID A3LSMF707U	 <small>Proud to be part of @element</small>	SAR EVALUATION REPORT		Approved by: Quality Manager
Test Dates: 05/18/20 – 07/11/20	DUT Type: Portable Handset	APPENDIX E: Page 12 of 19		




SAR Test Setup Photo 17 – Right Edge at 10 mm




SAR Test Setup Photo 18 – Right Edge at 0 mm



FCC ID A3LSMF707U	 <small>Proud to be part of @element</small>	SAR EVALUATION REPORT		Approved by: Quality Manager
Test Dates: 05/18/20 – 07/11/20	DUT Type: Portable Handset			APPENDIX E: Page 13 of 19



SAR Test Setup Photo 19 – Left Edge at 10 mm






SAR Test Setup Photo 20 – Left Edge at 0 mm

FCC ID A3LSMF707U	 <small>Proud to be part of</small>	SAR EVALUATION REPORT		Approved by: Quality Manager
Test Dates: 05/18/20 – 07/11/20	DUT Type: Portable Handset			APPENDIX E: Page 14 of 19




SAR Test Setup Photo 21 – Vertical and Horizontal Reference Lines



FCC ID A3LSMF707U	 <small>Proud to be part of @element</small>	SAR EVALUATION REPORT		Approved by: Quality Manager
Test Dates: 05/18/20 – 07/11/20	DUT Type: Portable Handset	APPENDIX E: Page 15 of 19		




SAR Test Setup Photo 22 – Closed Back Side at 15 mm




SAR Test Setup Photo 23 – Closed Back Side at 10 mm



FCC ID A3LSMF707U	 <small>Proud to be part of @element</small>	SAR EVALUATION REPORT		Approved by: Quality Manager
Test Dates: 05/18/20 – 07/11/20	DUT Type: Portable Handset			APPENDIX E: Page 16 of 19



SAR Test Setup Photo 24 – Closed Front Side at 10 mm




SAR Test Setup Photo 25 – Closed Top Edge at 10 mm



FCC ID A3LSMF707U	 <small>Proud to be part of @element</small>	SAR EVALUATION REPORT		Approved by: Quality Manager
Test Dates: 05/18/20 – 07/11/20	DUT Type: Portable Handset			APPENDIX E: Page 17 of 19




SAR Test Setup Photo 26 – Closed Bottom Edge at 10 mm





SAR Test Setup Photo 27 – Closed Right Edge at 10 mm

FCC ID A3LSMF707U	 <small>Proud to be part of @element</small>	SAR EVALUATION REPORT		Approved by: Quality Manager
Test Dates: 05/18/20 – 07/11/20	DUT Type: Portable Handset	APPENDIX E: Page 18 of 19		



SAR Test Setup Photo 28 – Closed Left Edge at 10 mm

FCC ID A3LSMF707U	 PCTEST Proud to be part of @element	SAR EVALUATION REPORT		Approved by: Quality Manager
Test Dates: 05/18/20 – 07/11/20	DUT Type: Portable Handset			APPENDIX E: Page 19 of 19