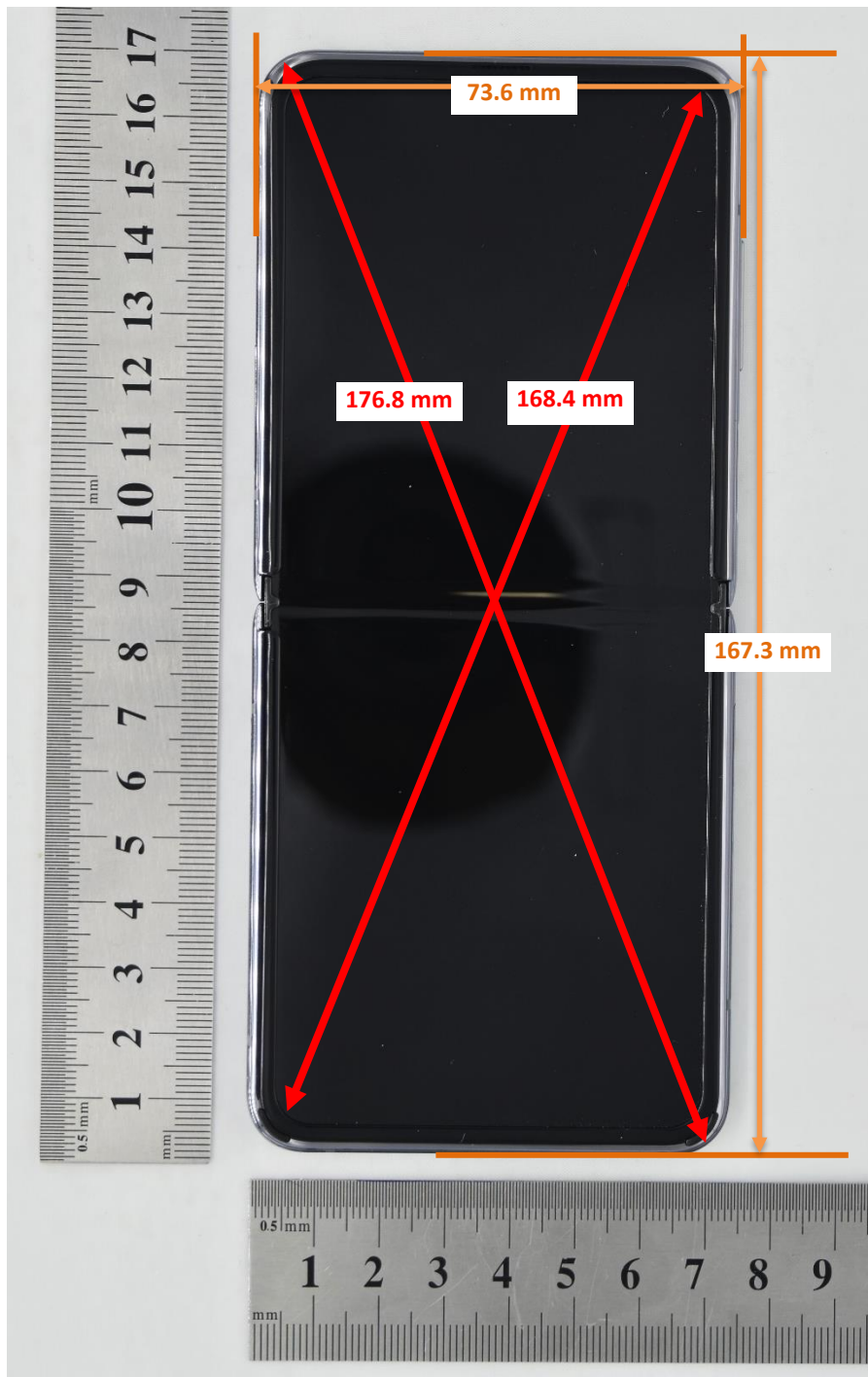
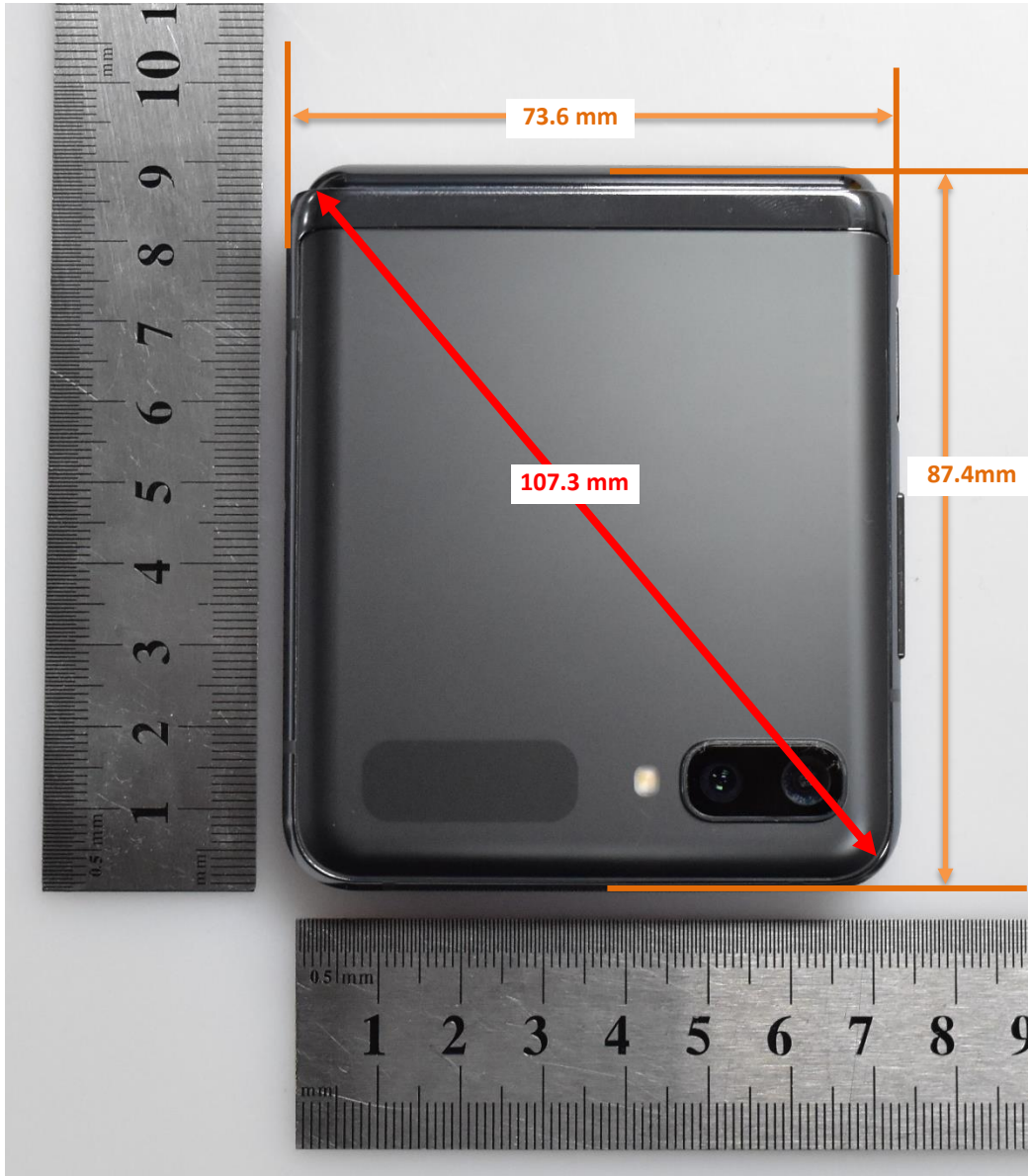


DUT and SAR Set-up Photos

Overall Dimensions DUT Folder Opened



Overall Dimensions DUT Folder Closed



Front View of the DUT_Folder Opened



Rear View of the DUT_Folder Opened



Front View of the DUT_Folder Closed




Rear View of the DUT_Folder Closed




Setup Photos

Handset Vertical and Horizontal Reference Lines for DUT_Folder Opened




Head Exposure Conditions


Left Touch



Left Tilt (15°)



Right Touch




Right Tilt (15°)




Body-worn Accessory Exposure Conditions of DUT_Folder Opened

Rear (15 mm)



Front (15 mm)




Hotspot Exposure Conditions of DUT_Folder Opened


Rear (10 mm)




Front (10 mm)




Edge 1 (10 mm)




Edge 2 (10 mm)



Edge 3 (10 mm)



Edge 3 (10 mm) without DUT holder




Edge 4 (10 mm)




Product Specific 10-g Exposure Conditions of DUT_Folder Opened

Rear (8 mm)



Rear (0 mm)




Front (7 mm)




Front (0 mm)




Edge 1 (0 mm)




Edge 2 (0 mm)



Edge 3 (13 mm)



Edge 3 (0 mm)



Body-worn Accessory Exposure Conditions of DUT_Folder Closed

Rear (15 mm)



Front (15 mm)



Hotspot Exposure Conditions of DUT_Folder Closed


Rear (10 mm)




Front (10 mm)



Edge 1 (10 mm)




Edge 2 (10 mm)



Edge 3 (10 mm)



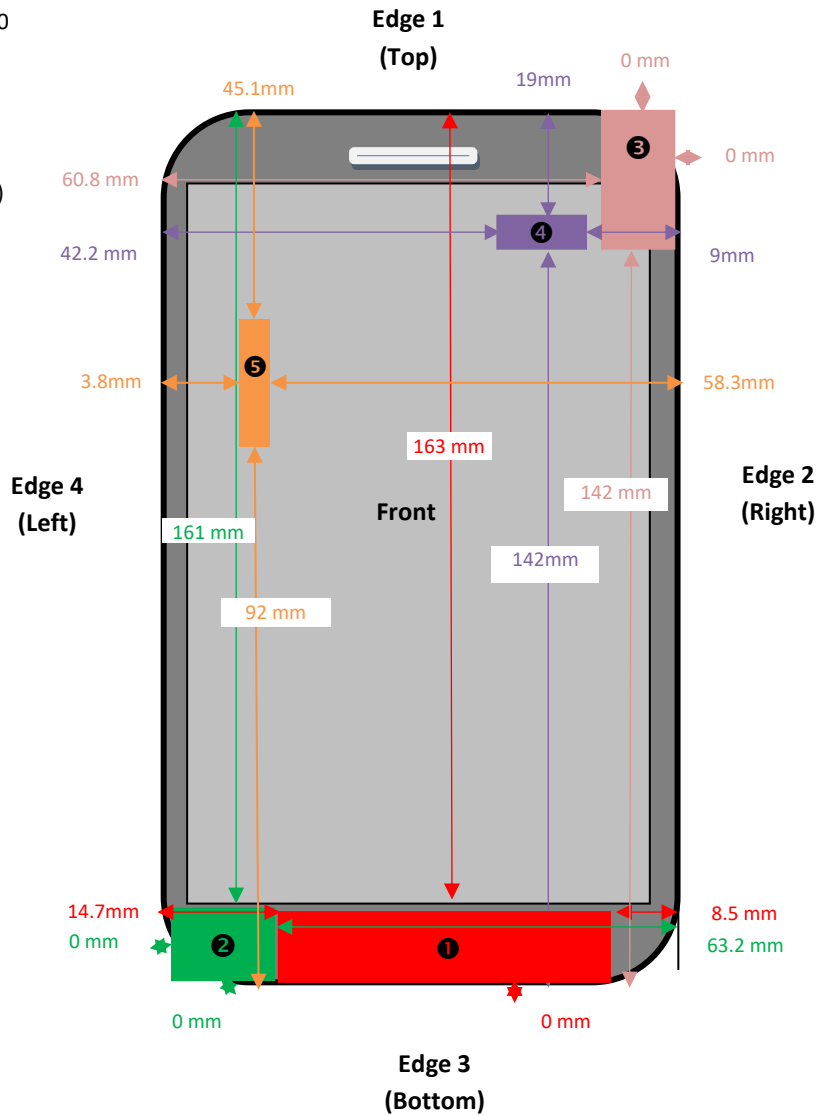
Edge 4 (10 mm)



Antenna Dimensions & Separation Distances of DUT_Folder Opened

(Antennas and wireless bands were indicated only those applied to SAR test.)

- ① Main 1 Ant. (Tx&Rx)
GSM 850, GSM 1900
WCDMA BII, IV, V
LTE B2, 4, 5, 12, 13,
17, 25, 26, 66
- ② Main 2 Ant. (Tx&Rx)
LTE B41
- ③ Wi-Fi Ant.1 (Tx&Rx)
2.4 GHz/ 5GHz
BT
- ④ Wi-Fi Ant.2 (Tx&Rx)
5 GHZ
- ⑤ Wi-Fi Ant.2 (Tx&Rx)
2.4 GHz/ BT



Antenna Dimensions & Separation Distances of DUT_Folder Closed

(Antennas and wireless bands were indicated only those applied to SAR test.)

- ① Main 1 Ant. (Tx&Rx)
GSM 850, GSM 1900
WCDMA BII, IV, V
LTE B2, 4, 5, 12, 13, 17,
25, 26, 66

- ② Main 2 Ant. (Tx&Rx)
LTE B41

- ③ Wi-Fi Ant.1 (Tx&Rx)
2.4 GHz/ 5GHz
BT

- ④ Wi-Fi Ant.2 (Tx&Rx)
5 GHZ

- ⑤ Wi-Fi Ant.2 (Tx&Rx)
2.4 GHz/ BT

