



1. Appendix: LICENSED BAND SETUP PHOTOS(Conducted Test)

1) CONDUCTED RF MEASUREMENT SETUP (WWAN)


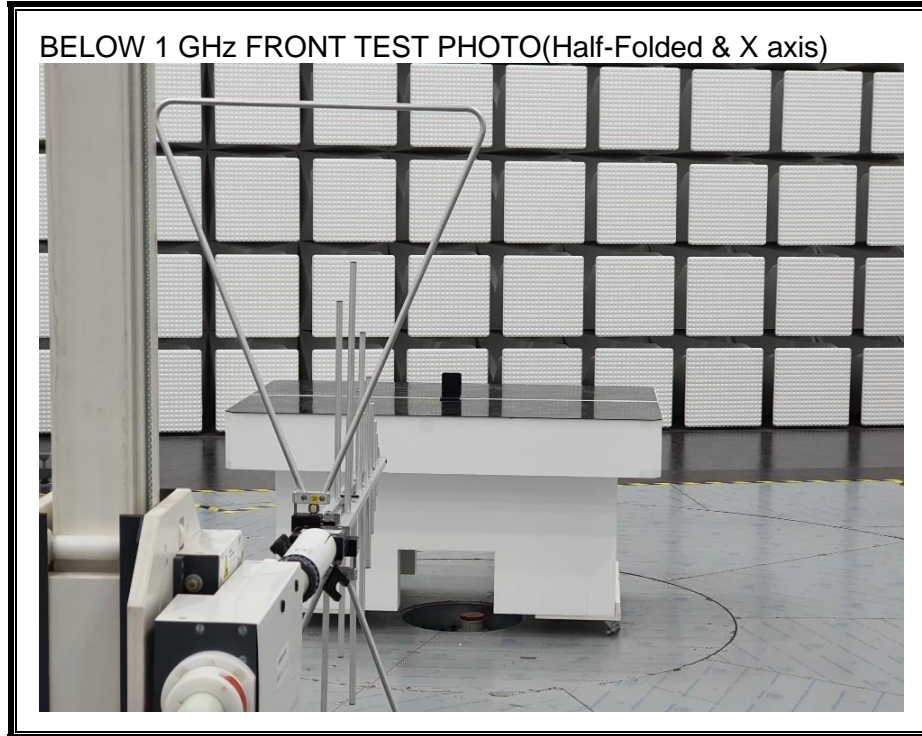


2) CONDUCTED RF MEASUREMENT SETUP (WWAN Stability)




2. Appendix: LICENSED BAND SETUP PHOTOS(Radiated Test)


1) RADIATED RF MEASUREMENT SETUP (BELOW 1 GHz)




BELOW 1 GHz FRONT TEST PHOTO(Half Folded & Y axis)



BELOW 1 GHz REAR TEST PHOTO(Half Folded & Y axis)





BELOW 1 GHz FRONT TEST PHOTO(Open & X axis)




BELOW 1 GHz REAR TEST PHOTO(Open & X axis)



2) **RADIATED RF MEASUREMENT SETUP (ABOVE 1 GHz)**




ABOVE 1 GHz FRONT TEST PHOTO(Open & Y axis)



ABOVE 1 GHz REAR TEST PHOTO(Open & Y axis)




ABOVE 1 GHz FRONT TEST PHOTO(Half-folded & X axis)




ABOVE 1 GHz REAR TEST PHOTO(Half-folded & X axis)





ABOVE 1 GHz FRONT TEST PHOTO(Half-folded & Y axis)



ABOVE 1 GHz REAR TEST PHOTO(Half-folded & Y axis)



1) RADIATED RF MEASUREMENT SET-UP (Foldable condition and Axis)




Full-folded & Z AXIS PHOTO




Half-folded & X AXIS PHOTO




Half-folded & Y AXIS PHOTO




Half-folded & Z AXIS PHOTO



Open & X AXIS PHOTO



Open & Y AXIS PHOTO



Open & Z AXIS PHOTO



END OF REPORT