

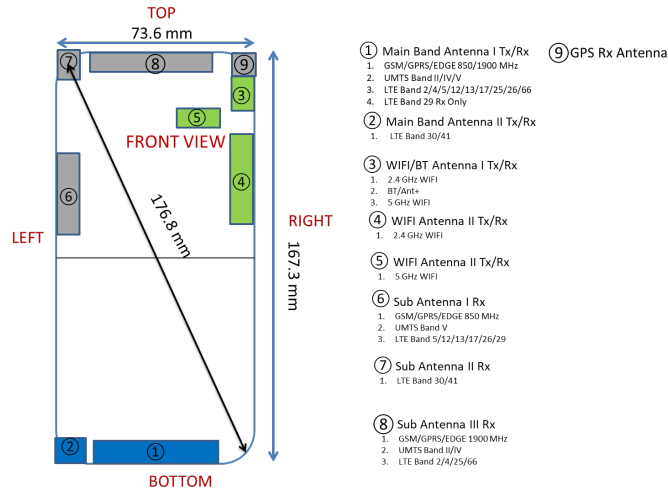


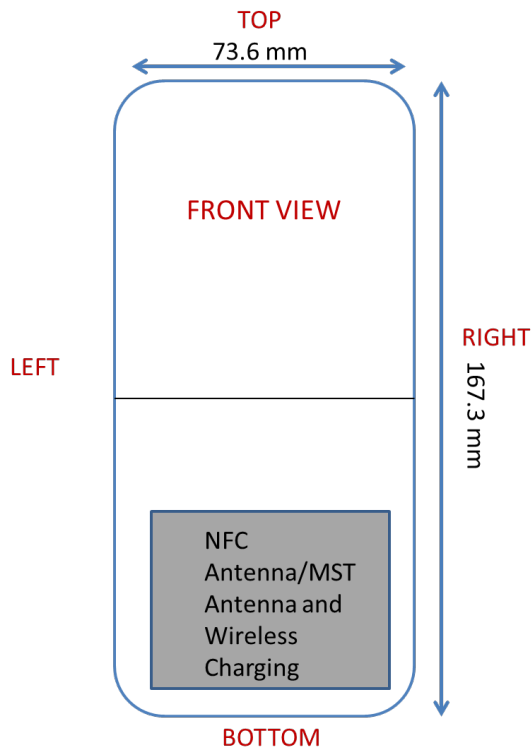
APPENDIX E: DUT ANTENNA DIAGRAM & SAR TEST SETUP PHOTOGRAPHS

FCC ID A3LSMF700F		SAR EVALUATION REPORT		Approved by: Quality Manager
Test Dates: 11/20/19 – 01/11/20	DUT Type: Portable Handset			APPENDIX E: Page 1 of 18



Note: Exact antenna dimensions and separation distances are shown in the Technical Descriptions in the FCC Filing.

**Figure E-1
DUT Antenna Locations Open Configuration**



**Figure E-2
NFC/MST Antenna & Wireless Charging Open Configuration Locations**

FCC ID A3LSMF700F		SAR EVALUATION REPORT		Approved by: Quality Manager
Test Dates: 11/20/19 – 01/11/20	DUT Type: Portable Handset			APPENDIX E: Page 2 of 18

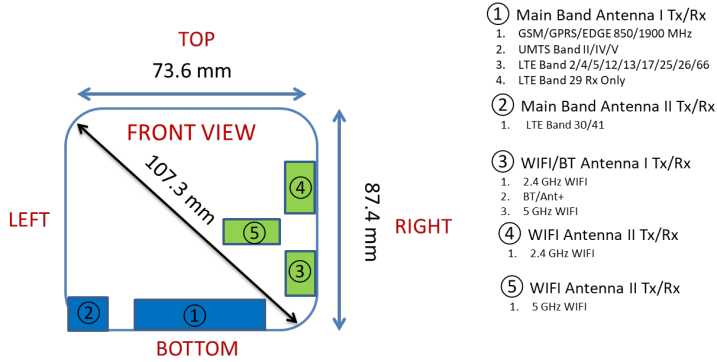


Figure E-3
DUT Antenna Locations Closed Configuration

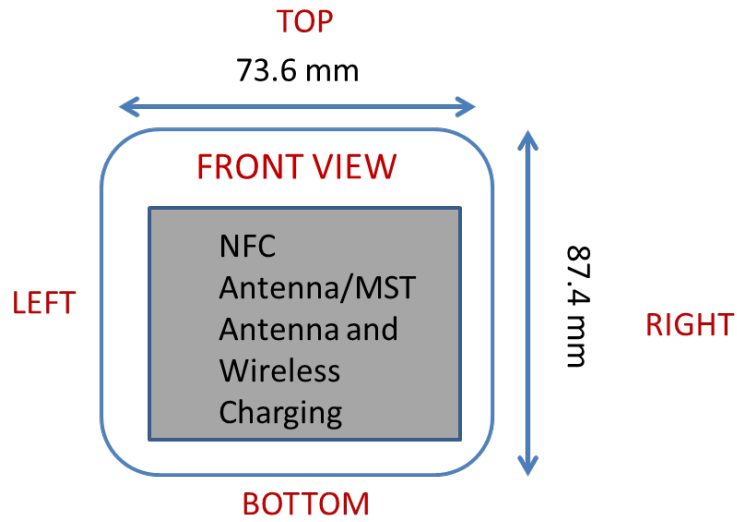






Figure E-4
NFC/MST Antenna & Wireless Charging Closed Configuration Locations



FCC ID A3LSMF700F		SAR EVALUATION REPORT		Approved by: Quality Manager
Test Dates: 11/20/19 – 01/11/20	DUT Type: Portable Handset			APPENDIX E: Page 3 of 18




SAR Test Setup Photo 1 – Right Cheek




SAR Test Setup Photo 2 – Right Tilt



FCC ID A3LSMF700F		SAR EVALUATION REPORT		Approved by: Quality Manager
Test Dates: 11/20/19 – 01/11/20	DUT Type: Portable Handset	APPENDIX E: Page 4 of 18		




SAR Test Setup Photo 3 – Left Cheek




SAR Test Setup Photo 4 – Left Tilt



FCC ID A3LSMF700F		SAR EVALUATION REPORT		Approved by: Quality Manager
Test Dates: 11/20/19 – 01/11/20	DUT Type: Portable Handset			APPENDIX E: Page 5 of 18




SAR Test Setup Photo 5 – Back Side at 15 mm




SAR Test Setup Photo 6 – Back Side at 10 mm



FCC ID A3LSMF700F		SAR EVALUATION REPORT		Approved by: Quality Manager
Test Dates: 11/20/19 – 01/11/20	DUT Type: Portable Handset			APPENDIX E: Page 6 of 18




SAR Test Setup Photo 7 – Back Side at 9 mm




SAR Test Setup Photo 8 – Back Side at 0 mm



FCC ID A3LSMF700F		SAR EVALUATION REPORT	 Approved by: Quality Manager
Test Dates: 11/20/19 – 01/11/20	DUT Type: Portable Handset	APPENDIX E: Page 7 of 18	




SAR Test Setup Photo 9 – Front Side at 10 mm




SAR Test Setup Photo 10 – Front Side at 7 mm



FCC ID A3LSMF700F		SAR EVALUATION REPORT		Approved by: Quality Manager
Test Dates: 11/20/19 – 01/11/20	DUT Type: Portable Handset			APPENDIX E: Page 8 of 18




SAR Test Setup Photo 11 – Front Side at 0 mm




SAR Test Setup Photo 12 – Top Edge at 10 mm



FCC ID A3LSMF700F		SAR EVALUATION REPORT		Approved by: Quality Manager
Test Dates: 11/20/19 – 01/11/20	DUT Type: Portable Handset			APPENDIX E: Page 9 of 18




SAR Test Setup Photo 13 – Top Edge at 0 mm




SAR Test Setup Photo 14 – Bottom Edge at 13 mm



FCC ID A3LSMF700F		SAR EVALUATION REPORT	 Approved by: Quality Manager
Test Dates: 11/20/19 – 01/11/20	DUT Type: Portable Handset	APPENDIX E: Page 10 of 18	



SAR Test Setup Photo 15 – Bottom Edge at 10 mm



SAR Test Setup Photo 16 – Bottom Edge at 0 mm


FCC ID A3LSMF700F		SAR EVALUATION REPORT		Approved by: Quality Manager
Test Dates: 11/20/19 – 01/11/20	DUT Type: Portable Handset			APPENDIX E: Page 11 of 18




SAR Test Setup Photo 17 – Right Edge at 10 mm




SAR Test Setup Photo 18 – Right Edge at 0 mm



FCC ID A3LSMF700F		SAR EVALUATION REPORT	Approved by: Quality Manager
Test Dates: 11/20/19 – 01/11/20	DUT Type: Portable Handset	APPENDIX E: Page 12 of 18	



SAR Test Setup Photo 19 – Left Edge at 10 mm






SAR Test Setup Photo 20 – Left Edge at 0 mm

FCC ID A3LSMF700F		SAR EVALUATION REPORT		Approved by: Quality Manager
Test Dates: 11/20/19 – 01/11/20	DUT Type: Portable Handset			APPENDIX E: Page 13 of 18




SAR Test Setup Photo 21 – Vertical and Horizontal Reference Lines



FCC ID A3LSMF700F		SAR EVALUATION REPORT	 Approved by: Quality Manager
Test Dates: 11/20/19 – 01/11/20	DUT Type: Portable Handset	APPENDIX E: Page 14 of 18	



SAR Test Setup Photo 22 – Closed Back Side at 15 mm




SAR Test Setup Photo 23 – Closed Back Side at 10 mm



FCC ID A3LSMF700F		SAR EVALUATION REPORT		Approved by: Quality Manager
Test Dates: 11/20/19 – 01/11/20	DUT Type: Portable Handset			APPENDIX E: Page 15 of 18




SAR Test Setup Photo 24 – Closed Front Side at 10 mm




SAR Test Setup Photo 25 – Closed Top Edge at 10 mm



FCC ID A3LSMF700F		SAR EVALUATION REPORT		Approved by: Quality Manager
Test Dates: 11/20/19 – 01/11/20	DUT Type: Portable Handset			APPENDIX E: Page 16 of 18




SAR Test Setup Photo 26 – Closed Bottom Edge at 10 mm





SAR Test Setup Photo 27 – Closed Right Edge at 10 mm

FCC ID A3LSMF700F		SAR EVALUATION REPORT		Approved by: Quality Manager
Test Dates: 11/20/19 – 01/11/20	DUT Type: Portable Handset			APPENDIX E: Page 17 of 18



SAR Test Setup Photo 28 – Closed Left Edge at 10 mm

FCC ID A3LSMF700F		SAR EVALUATION REPORT	 Approved by: Quality Manager
Test Dates: 11/20/19 – 01/11/20	DUT Type: Portable Handset	APPENDIX E: Page 18 of 18	