

APPENDIX

– Test Setup and EUT photography –


1. Photograph of Test Setup



[Conducted Disturbance – Front]




[Conducted Disturbance – Rear]




[Radiated Disturbance for Below 1 GHz – Front]



[Radiated Disturbance for Below 1 GHz – Rear]



[Radiated Disturbance for Above 1 GHz – Front]



[Radiated Disturbance for Above 1 GHz – Rear]